

ACERBIS Czech Round, 8 - 10 June 2018

World Supersport - Results Superpole 1

Automotodrom Brno 5.403 m

1 / 2

No.	Rider	Nat	Team	Bike	Class	Time	Gap	Rel.	Laps	Speed	
										Avg	Max
1*	78 H. OKUBO	JPN	Kawasaki Puccetti Racing	Kawasaki ZX-6R		2'04.917			6	155,710	253,5
2*	111 K. SMITH	GBR	CIA Landlord Insurance Honda	Honda CBR600RR		2'04.922	0.005	0.005	5	155,704	246,0
3	38 H. SOOMER	EST	Racedays	Honda CBR600RR		2'05.052	0.135	0.130	6	155,542	251,2
4	22 E. LAHTI	FIN	Sterkman Motorsport by HRP	Suzuki GSX-R600	ESS	2'05.163	0.246	0.111	6	155,404	251,2
5	47 R. HARTOG	NED	Team Hartog - Against Cancer	Kawasaki ZX-6R	ESS	2'05.193	0.276	0.030	5	155,367	244,9
6	15 A. COPPOLA	ITA	GRT Yamaha Official WorldSSP Junior Team	Yamaha YZF R6	ESS	2'05.232	0.315	0.039	6	155,318	249,4
7	96 A. IRWIN	GBR	CIA Landlord Insurance Honda	Honda CBR600RR		2'05.615	0.698	0.383	5	154,845	250,0
8	84 L. CRESSON	BEL	Kallio Racing	Yamaha YZF R6		2'05.641	0.724	0.026	6	154,813	254,7
9	19 A. BALDOLINI	ITA	GEMAR Team Lorini	Honda CBR600RR		2'05.687	0.770	0.046	5	154,756	250,6
10	44 L. MORCIANO	ITA	Team GoEleven Kawasaki	Kawasaki ZX-6R		2'05.915	0.998	0.228	5	154,476	248,8
11	65 M. CANDUCCI	ITA	FLORAMO MONACO Racing Team	Honda CBR600RR		2'06.312	1.395	0.397	5	153,990	245,5
12	74 J. VAN SIKKELERUS	NED	GEMAR Team Lorini	Honda CBR600RR		2'06.315	1.398	0.003	5	153,986	246,0
13	81 L. STAPLEFORD	GBR	Profile Racing	Yamaha YZF R6		2'06.332	1.415	0.017	5	153,966	250,6
14	23 M. ENDERLEIN	GER	Freudenberg World SSP Team	Yamaha YZF R6		2'06.458	1.541	0.126	6	153,812	247,1
15	77 W. TESSELS	NED	Chromeburner Wayne's Racingteam MitM	Kawasaki ZX-6R	ESS	2'06.676	1.759	0.218	6	153,548	246,6
16	10 N. CALERO	ESP	Orelac Racing VerdNatura	Kawasaki ZX-6R		2'06.806	1.889	0.130	5	153,390	247,7
17	48 G. MOLNAR	HUN	VEPP Racing	Honda CBR600RR		2'06.808	1.891	0.002	1	153,388	251,7
18	34 J. ITURRIOZ	ARG	Team GoEleven Kawasaki	Kawasaki ZX-6R		2'07.380	2.463	0.572	5	152,699	249,4
19	14 M. CHALUPA	CZE	Czech Road Racing Team Chalupari	Yamaha YZF R6		2'07.522	2.605	0.142	6	152,529	244,9
20	69 P. COPPA	CZE	Motor Village 69 Racing	Honda CBR600RR		2'10.544	5.627	3.022	6	148,998	241,1
21	35 S. HILL	GBR	Profile Racing	Triumph Daytona 675					1		244,3

* Qualified to Superpole 2

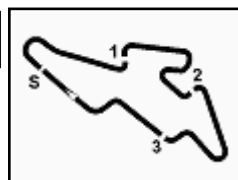
AIR	Humidity:	59%	Temp:	25°C
TRACK	Condition:	Dry	Temp:	39°C

Records	Pole	2009 C.Crutchlow	2'02.060	159,350	Km/h
	Race (RC)	2009 C.Crutchlow	2'02.708	158,510	Km/h
	Circuit	2009 C.Crutchlow	2'02.060	159,350	Km/h

Start End The results are provisional until the end of the time limit for protests and appeals
 09/06/2018 14:40 14:57 and the completion of the technical checks.

These data/results cannot be reproduced, stored and/or transmitted in whole or in part by any manner of electronic, mechanical, photocopying, recording, broadcasting or otherwise now known or herein after developed without the previous express consent by the copyright owner, except for reproduction in daily press and regular printed publications on sale to the public within 60 days of the event related to those data/results and always provided that copyright symbol appears together as follows below.

© DORNA WSBK ORGANIZATION Srl 2018



ACERBIS Czech Round, 8 - 10 June 2018

World Supersport - Results Superpole 1

Session Highlights

Local Time	No. Rider	Description
14.40.00		Start
14.44.00	35 S. HILL	Crashed - Turn 10
14.44.11	35 S. HILL	Re-joined
14.45.20	48 G. MOLNAR	Crashed - Turn 3
14.47.46	84 L. CRESSON	Current Lap Cancelled - Exceeded Track Limits - Turn 4
14.57.10	22 E. LAHTI	Lap Cancelled (2'20.353) - Exceeded Track Limits - Turn 2
14.57.18		End Of Session

Fastest Laps Sequence

No.	Rider	Nat	Team	Bike	Local Time	Time	Gap	Avg
47	R. HARTOG	NED	Team Hartog - Against Cancer	Kawasaki ZX-6R	14:44'15.466	2'05.954		154,428
84	L. CRESSON	BEL	Kallio Racing	Yamaha YZF R6	14:44'15.812	2'05.755	-0.199	154,672
96	A. IRWIN	GBR	CIA Landlord Insurance Honda	Honda CBR600RR	14:44'16.557	2'05.615	-0.140	154,845
15	A. COPPOLA	ITA	GRT Yamaha Official WorldSSP Junior Team	Yamaha YZF R6	14:44'28.777	2'05.526	-0.089	154,954
111	K. SMITH	GBR	CIA Landlord Insurance Honda	Honda CBR600RR	14:45'37.627	2'04.954	-0.572	155,664
111	K. SMITH	GBR	CIA Landlord Insurance Honda	Honda CBR600RR	14:47'42.549	2'04.922	-0.032	155,704
78	H. OKUBO	JPN	Kawasaki Puccetti Racing	Kawasaki ZX-6R	14:56'53.140	2'04.917	-0.005	155,710

09/06/2018 Start End The results are provisional until the end of the time limit for protests and appeals
14:40 14:57 and the completion of the technical checks.

These data/results cannot be reproduced, stored and/or transmitted in whole or in part by any manner of electronic, mechanical, photocopying, recording, broadcasting or otherwise now known or herein after developed without the previous express consent by the copyright owner, except for reproduction in daily press and regular printed publications on sale to the public within 60 days of the event related to those data/results and always provided that copyright symbol appears together as follows below.

© DORNA WSBK ORGANIZATION Srl 2018

ACERBIS Czech Round, 8 - 10 June 2018
World Supersport - Best Sectors & Speed Superpole 1

Automotodrom Brno 5.403 m

BEST LAP		
1	78 H. OKUBO	Kawasaki ZX-6R 2'04.917
2	111 K. SMITH	Honda CBR600RR 2'04.922
3	38 H. SOOMER	Honda CBR600RR 2'05.052
4	22 E. LAHTI	Suzuki GSX-R600 2'05.163
5	47 R. HARTOG	Kawasaki ZX-6R 2'05.193
6	15 A. COPPOLA	Yamaha YZF R6 2'05.232
7	96 A. IRWIN	Honda CBR600RR 2'05.615
8	84 L. CRESSON	Yamaha YZF R6 2'05.641
9	19 A. BALDOLINI	Honda CBR600RR 2'05.687
10	44 L. MORCIANO	Kawasaki ZX-6R 2'05.915
11	65 M. CANDUCCI	Honda CBR600RR 2'06.312
12	74 J. VAN SIKKELERUS	Honda CBR600RR 2'06.315
13	81 L. STAPLEFORD	Yamaha YZF R6 2'06.332
14	23 M. ENDERLEIN	Yamaha YZF R6 2'06.458
15	77 W. TESSELS	Kawasaki ZX-6R 2'06.676
16	10 N. CALERO	Kawasaki ZX-6R 2'06.806
17	48 G. MOLNAR	Honda CBR600RR 2'06.808
18	34 J. ITURRIOZ	Kawasaki ZX-6R 2'07.380
19	14 M. CHALUPA	Yamaha YZF R6 2'07.522
20	69 P. COPPA	Honda CBR600RR 2'10.544
21	35 S. HILL	Triumph Daytona 675

SPEED		
1	84 L. CRESSON	Yamaha YZF R6 254,7
2	78 H. OKUBO	Kawasaki ZX-6R 253,5
3	48 G. MOLNAR	Honda CBR600RR 251,7
4	38 H. SOOMER	Honda CBR600RR 251,2
5	22 E. LAHTI	Suzuki GSX-R600 251,2
6	19 A. BALDOLINI	Honda CBR600RR 250,6
7	81 L. STAPLEFORD	Yamaha YZF R6 250,6
8	96 A. IRWIN	Honda CBR600RR 250,0
9	34 J. ITURRIOZ	Kawasaki ZX-6R 249,4
10	15 A. COPPOLA	Yamaha YZF R6 249,4
11	44 L. MORCIANO	Kawasaki ZX-6R 248,8
12	10 N. CALERO	Kawasaki ZX-6R 247,7
13	23 M. ENDERLEIN	Yamaha YZF R6 247,1
14	77 W. TESSELS	Kawasaki ZX-6R 246,6
15	111 K. SMITH	Honda CBR600RR 246,0
16	74 J. VAN SIKKELERUS	Honda CBR600RR 246,0
17	65 M. CANDUCCI	Honda CBR600RR 245,5
18	14 M. CHALUPA	Yamaha YZF R6 244,9
19	47 R. HARTOG	Kawasaki ZX-6R 244,9
20	35 S. HILL	Triumph Daytona 675 244,3
21	69 P. COPPA	Honda CBR600RR 241,1

SEG. 1		SEG. 2		SEG. 3		SEG. 4	
1	35 S. HILL 32.228	1	111 K. SMITH 36.925	1	78 H. OKUBO 34.184	1	78 H. OKUBO 21.163
2	47 R. HARTOG 32.302	2	78 H. OKUBO 37.054	2	111 K. SMITH 34.191	2	84 L. CRESSON 21.194
3	81 L. STAPLEFORD 32.345	3	22 E. LAHTI 37.056	3	47 R. HARTOG 34.193	3	111 K. SMITH 21.246
4	38 H. SOOMER 32.345	4	38 H. SOOMER 37.066	4	15 A. COPPOLA 34.240	4	47 R. HARTOG 21.251
5	78 H. OKUBO 32.351	5	74 J. VAN SIKKELERUS 37.080	5	38 H. SOOMER 34.249	5	22 E. LAHTI 21.261
6	111 K. SMITH 32.375	6	15 A. COPPOLA 37.159	6	22 E. LAHTI 34.270	6	15 A. COPPOLA 21.274
7	96 A. IRWIN 32.418	7	47 R. HARTOG 37.190	7	84 L. CRESSON 34.368	7	38 H. SOOMER 21.313
8	22 E. LAHTI 32.426	8	19 A. BALDOLINI 37.193	8	96 A. IRWIN 34.404	8	44 L. MORCIANO 21.330
9	15 A. COPPOLA 32.497	9	44 L. MORCIANO 37.341	9	74 J. VAN SIKKELERUS 34.416	9	10 N. CALERO 21.350
10	84 L. CRESSON 32.575	10	96 A. IRWIN 37.345	10	19 A. BALDOLINI 34.422	10	96 A. IRWIN 21.364
11	19 A. BALDOLINI 32.580	11	84 L. CRESSON 37.348	11	65 M. CANDUCCI 34.494	11	19 A. BALDOLINI 21.409
12	48 G. MOLNAR 32.596	12	65 M. CANDUCCI 37.472	12	44 L. MORCIANO 34.586	12	23 M. ENDERLEIN 21.416
13	77 W. TESSELS 32.618	13	77 W. TESSELS 37.508	13	81 L. STAPLEFORD 34.591	13	74 J. VAN SIKKELERUS 21.432
14	44 L. MORCIANO 32.635	14	35 S. HILL 37.564	14	23 M. ENDERLEIN 34.690	14	81 L. STAPLEFORD 21.460
15	10 N. CALERO 32.700	15	23 M. ENDERLEIN 37.567	15	10 N. CALERO 34.764	15	77 W. TESSELS 21.488
16	65 M. CANDUCCI 32.742	16	81 L. STAPLEFORD 37.636	16	77 W. TESSELS 34.768	16	48 G. MOLNAR 21.495
17	23 M. ENDERLEIN 32.776	17	10 N. CALERO 37.693	17	34 J. ITURRIOZ 34.824	17	14 M. CHALUPA 21.508
18	74 J. VAN SIKKELERUS 32.828	18	34 J. ITURRIOZ 37.727	18	14 M. CHALUPA 34.878	18	34 J. ITURRIOZ 21.537
19	34 J. ITURRIOZ 32.951	19	48 G. MOLNAR 37.779	19	48 G. MOLNAR 34.938	19	65 M. CANDUCCI 21.604
20	14 M. CHALUPA 33.141	20	14 M. CHALUPA 37.871	20	69 P. COPPA 35.426	20	69 P. COPPA 21.945
21	69 P. COPPA 33.875	21	69 P. COPPA 38.791	21	35 S. HILL 36.831	21	35 S. HILL 26.491

09/06/2018

These data/results cannot be reproduced, stored and/or transmitted in whole or in part by any manner of electronic, mechanical, photocopying, recording, broadcasting or otherwise now known or herein after developed without the previous express consent by the copyright owner, except for reproduction in daily press and regular printed publications on sale to the public within 60 days of the event related to those data/results and always provided that copyright symbol appears together as follows below.

© DORNA WSBK ORGANIZATION Srl 2018

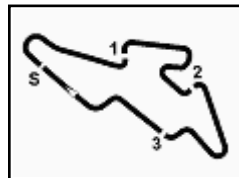
FICR PERUGIA TIMING



Official Tyre Supplier



Official Timekeeper



ACERBIS Czech Round, 8 - 10 June 2018

World Supersport - Ideal Times Superpole 1

Automotodrom Brno 5.403 m

No.	Rider	Nat	Bike	Seg. 1	Seg. 2	Seg. 3	Seg. 4	Ideal Time			
				Diff. 1	Diff. 2	Diff. 3	Diff. 4	Best Lap	Pos.	Diff.	
1	111 K. SMITH	GBR	Honda CBR600RR	32.375 0.123	36.925	34.191 0.055	21.246 0.007	2'04.737	2'04.922	3	0.185
2	78 H. OKUBO	JPN	Kawasaki ZX-6R	32.351 0.111	37.054 0.054	34.184	21.163	2'04.752	2'04.917	2	0.165
3	47 R. HARTOG	NED	Kawasaki ZX-6R	32.302	37.190	34.193	21.251	2'04.936	2'05.193	6	0.257
4	38 H. SOOMER	EST	Honda CBR600RR	32.345 0.079	37.066	34.249	21.313	2'04.973	2'05.052	4	0.079
5	22 E. LAHTI	FIN	Suzuki GSX-R600	32.426 0.139	37.056	34.270	21.261 0.011	2'05.013	2'05.163	5	0.150
6	15 A. COPPOLA	ITA	Yamaha YZF R6	32.497 0.055	37.159 0.002	34.240	21.274 0.005	2'05.170	2'05.232	7	0.062
7	84 L. CRESSON	BEL	Yamaha YZF R6	32.575 0.003	37.348	34.368 0.106	21.194 0.047	2'05.485	2'05.641	9	0.156
8	96 A. IRWIN	GBR	Honda CBR600RR	32.418 0.020	37.345	34.404	21.364 0.064	2'05.531	2'05.615	8	0.084
9	19 A. BALDOLINI	ITA	Honda CBR600RR	32.580 0.046	37.193	34.422	21.409 0.037	2'05.604	2'05.687	10	0.083
10	74 J. VAN SIKKELERUS	NED	Honda CBR600RR	32.828	37.080 0.559	34.416	21.432	2'05.756	2'06.315	13	0.559
11	44 L. MORCIANO	ITA	Kawasaki ZX-6R	32.635 0.023	37.341	34.586	21.330	2'05.892	2'05.915	11	0.023
12	81 L. STAPLEFORD	GBR	Yamaha YZF R6	32.345	37.636 0.214	34.591 0.086	21.460	2'06.032	2'06.332	14	0.300
13	65 M. CANDUCCI	ITA	Honda CBR600RR	32.742	37.472	34.494	21.604	2'06.312	2'06.312	12	
14	77 W. TESSELS	NED	Kawasaki ZX-6R	32.618	37.508	34.768 0.115	21.488 0.179	2'06.382	2'06.676	16	0.294
15	23 M. ENDERLEIN	GER	Yamaha YZF R6	32.776	37.567	34.690	21.416 0.009	2'06.449	2'06.458	15	0.009
16	10 N. CALERO	ESP	Kawasaki ZX-6R	32.700	37.693 0.131	34.764 0.168	21.350	2'06.507	2'06.806	17	0.299
17	48 G. MOLNAR	HUN	Honda CBR600RR	32.596	37.779	34.938	21.495	2'06.808	2'06.808	18	
18	34 J. ITURRIOZ	ARG	Kawasaki ZX-6R	32.951	37.727 0.011	34.824 0.193	21.537 0.137	2'07.039	2'07.380	19	0.341
19	14 M. CHALUPA	CZE	Yamaha YZF R6	33.141 0.043	37.871	34.878	21.508 0.081	2'07.398	2'07.522	20	0.124
20	69 P. COPPA	CZE	Honda CBR600RR	33.875 0.349	38.791 0.052	35.426	21.945 0.106	2'10.037	2'10.544	21	0.507
Overall Ideal Time				32.302	36.925	34.184	21.163	2'04.574			

09/06/2018

These data/results cannot be reproduced, stored and/or transmitted in whole or in part by any manner of electronic, mechanical, photocopying, recording, broadcasting or otherwise now known or herein after developed without the previous express consent by the copyright owner, except for reproduction in daily press and regular printed publications on sale to the public within 60 days of the event related to those data/results and always provided that copyright symbol appears together as follows below.

© DORNA WSBK ORGANIZATION Srl 2018

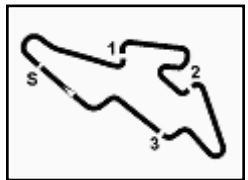
FICR PERUGIA TIMING



Official Tyre Supplier



Official Timekeeper



ACERBIS Czech Round, 8 - 10 June 2018

World Supersport - Chronological Analysis Superpole 1

Automotodrom Brno 5.403 m

1 / 2

1° 78 H. OKUBO (2'04.917)

Lap	Seg.1	Seg.2	Seg.3	Seg.4	Lap Time	km/h	Local Time
1		38.303	34.710	21.409			14:42'10.866
2	32.640	37.391	34.479	21.355	2'05.865	249,4	14:44'16.731
3	32.450	37.423	34.609	21.376	2'05.858	253,5	14:46'22.589
4	34.429	38.749	35.388	29.270	2'17.836P	252,3	14:48'40.425
5	2'29.876	37.369	34.317	21.216	4'02.778P		14:52'43.203
6	32.351	37.054	34.381	21.234	2'05.020	247,7	14:54'48.223
7	32.462	37.108	34.184	21.163	2'04.917	247,7	14:56'53.140

2° 111 K. SMITH (2'04.922)

Lap	Seg.1	Seg.2	Seg.3	Seg.4	Lap Time	km/h	Local Time
1		38.161	34.622	21.467			14:43'32.673
2	32.448	37.069	34.191	21.246	2'04.954	246,0	14:45'37.627
3	32.498	36.925	34.246	21.253	2'04.922	246,0	14:47'42.549
4	32.564	37.208	34.466	28.314	2'12.552P	244,3	14:49'55.101
5	1'55.904	39.917	36.269	21.488	3'33.578P		14:53'28.679
6	32.375	36.926	34.385	21.265	2'04.951	244,3	14:55'33.630

3° 38 H. SOOMER (2'05.052)

Lap	Seg.1	Seg.2	Seg.3	Seg.4	Lap Time	km/h	Local Time
1		41.474	35.484	21.807			14:42'17.592
2	32.428	37.449	34.678	21.389	2'05.944	248,8	14:44'23.536
3	32.834	37.823	35.171	27.343	2'13.171P	251,2	14:46'36.707
4	2'25.120	37.521	34.502	21.353	3'58.496P		14:50'35.203
5	32.424	37.066	34.249	21.313	2'05.052	243,8	14:52'40.255
6	32.345	37.134	34.329	21.400	2'05.208	244,9	14:54'45.463
7	32.437	37.170	34.446	21.417	2'05.470	243,8	14:56'50.933

4° 22 E. LAHTI (2'05.163)

Lap	Seg.1	Seg.2	Seg.3	Seg.4	Lap Time	km/h	Local Time
1		38.167	34.757	21.261			14:42'10.502
2	32.583	37.501	34.398	21.347	2'05.829	247,7	14:44'16.331
3	32.426	37.514	34.575	21.339	2'05.854	248,3	14:46'22.185
4	34.642	37.772	34.730	27.056	2'14.200P	251,2	14:48'36.385
5	2'25.072	37.948	34.998	21.866	3'59.884P		14:52'36.269
6	32.565	37.056	34.270	21.272	2'05.163	243,8	14:54'41.432
7	32.924	44.709	39.756	22.964	2'20.353C	242,7	14:57'01.785

5° 47 R. HARTOG (2'05.193)

Lap	Seg.1	Seg.2	Seg.3	Seg.4	Lap Time	km/h	Local Time
1		37.863	34.830	21.523			14:42'09.512
2	32.402	37.546	34.519	21.487	2'05.954	242,7	14:44'28.777
3	32.507	37.548	35.712	31.372	2'17.139P	244,3	14:46'32.605
4	3'01.575	37.751	34.771	21.437	4'35.534P		14:51'08.139
5	32.559	37.190	34.193	21.251	2'05.193	242,7	14:53'13.332
6	32.302	37.197	34.877	22.094	2'06.470	244,9	14:55'19.802

6° 15 A. COPPOLA (2'05.232)

Lap	Seg.1	Seg.2	Seg.3	Seg.4	Lap Time	km/h	Local Time
1		45.161	37.757	22.626			14:42'23.251
2	32.636	37.369	34.247	21.274	2'05.526	247,7	14:44'28.777
3	32.897	37.834	34.747	29.403	2'14.881P	249,4	14:46'43.658
4	2'19.416	37.832	34.428	21.279	3'52.955P		14:50'36.613
5	32.552	37.161	34.240	21.279	2'05.232	242,2	14:52'41.845
6	32.497	37.197	34.375	21.323	2'05.392	243,2	14:54'47.237
7	32.602	37.159	34.388	21.296	2'05.445	241,6	14:56'52.682

7° 96 A. IRWIN (2'05.615)

Lap	Seg.1	Seg.2	Seg.3	Seg.4	Lap Time	km/h	Local Time
1		38.294	34.566	21.364			14:42'10.942
2	32.438	37.345	34.404	21.428	2'05.615	250,0	14:44'16.557
3	32.418	37.457	34.576	21.507	2'05.958	247,7	14:46'22.515

4	33.170	37.998	35.161	27.850	2'14.179P	248,3	14:48'36.694
5	2'40.154	47.624	38.019	21.765	4'27.562P		14:53'04.256
6	32.891	37.696	34.984	21.579	2'07.150	244,3	14:55'11.406

8° 84 L. CRESSON (2'05.641)

Lap	Seg.1	Seg.2	Seg.3	Seg.4	Lap Time	km/h	Local Time
1		37.894	34.802	21.204			14:42'10.057
2	32.575	37.618	34.368	21.194	2'05.755	251,2	14:44'15.812
3	32.659	37.615	34.438	21.492	2'06.204	254,7	14:46'22.016
4	32.647	38.221	34.830	27.774	2'13.472CP	251,7	14:48'35.488
5	1'50.481	38.017	34.636	21.300	3'24.434P		14:51'59.922
6	32.609	37.666	34.473	21.214	2'05.962	250,0	14:54'05.884
7	32.578	37.348	34.474	21.241	2'05.641	248,8	14:56'11.525

9° 19 A. BALDOLINI (2'05.687)

Lap	Seg.1	Seg.2	Seg.3	Seg.4	Lap Time	km/h	Local Time
1		39.151	36.335	23.765			14:42'17.057
2	32.580	37.675	34.641	21.483	2'06.379	250,6	14:44'23.436
3	33.054	37.852	34.797	21.409	2'07.112	250,6	14:46'30.548
4	32.931	38.023	35.042	29.294	2'15.290P	250,6	14:48'45.838
5	3'03.189	40.819	36.702	22.354	4'47.064P		14:53'28.902
6	32.626	37.193	34.422	21.446	2'05.687	245,5	14:55'34.589

10° 44 L. MORCIANO (2'05.915)

Lap	Seg.1	Seg.2	Seg.3	Seg.4	Lap Time	km/h	Local Time
1		37.839	34.693	21.505			14:42'22.794
2	32.658	37.341	34.586	21.330	2'05.915	244,9	14:44'28.709
3	32.635	38.389	35.855	27.423	2'14.302P	248,8	14:46'43.011
4	3'12.313	38.247	35.150	21.595	4'47.305P		14:51'30.316
5	33.008	37.590	34.959	21.898	2'07.455	240,5	14:53'37.771
6	32.886	37.746	34.951	21.653	2'07.236	241,1	14:55'45.007

11° 65 M. CANDUCCI (2'06.312)

Lap	Seg.1	Seg.2	Seg.3	Seg.4	Lap Time	km/h	Local Time
1		38.081	35.217	21.714			14:42'10.791
2	33.176	37.770	34.754	21.669	2'07.369	243,8	14:44'18.160
3	32.742	37.472	34.494	21.604	2'06.312	244,3	14:46'24.472
4	33.007	38.039	35.318	29.252	2'15.616P	245,5	14:48'40.088
5	2'39.054	40.114	35.256	21.941	4'16.365P		14:52'56.453
6	32.798	37.729	34.531	21.607	2'06.665	240,5	14:55'03.118

12° 74 J. VAN SIKKELERUS (2'06.315)

Lap	Seg.1	Seg.2	Seg.3	Seg.4	Lap Time	km/h	Local Time
1		39.159	36.270	24.501			14:42'17.970
2	32.828	37.639	34.416	21.432	2'06.315	244,9	14:44'24.285
3	32.920	37.470	34.930	21.670	2'06.990	244,9	14:46'31.275
4	33.337	37.816	35.143	29.816	2'16.112P	246,0	14:48'47.387
5	2'40.452	38.180	35.017	21.609	4'15.258P		14:53'02.645
6	33.172	37.080	34.630	21.627	2'06.509	240,0	14:55'09.154

13° 81 L. STAPLEFORD (2'06.332)

Lap	Seg.1	Seg.2	Seg.3	Seg.4	Lap Time	km/h	Local Time
1		38.844	35.220	21.758			14:42'16.934
2	32.345	37.850	34.677	21.460	2'06.332	248,3	14:44'23.266
3	32.666	37.636	34.591	21.516	2'06.409	250,6	14:46'29.675
4	33.501	40.202	35.852	31.026	2'20.581P	247,7	14:48'50.256
5	2'26.431	47.575	38.058	21.860	4'13.924P		14:53'04.180
6	32.769	37.715	37.664	21.803	2'09.951	246,6	14:55'14.131

14° 23 M. ENDERLEIN (2'06.458)

Lap	Seg.1	Seg.2	Seg.3	Seg.4	Lap Time	km/h	Local Time
1		38.982	35.249	21.554			14:42'12.520
2	32.891	37.704	34.844	21.464	2'06.903	247,1	14:44'19.423
3	32.797	37.604	34.855	21.625	2'06.881	247,1	14:46'26.304

09/06/2018 P = Pits In/Out - C = Lap Time Cancelled

These data/results cannot be reproduced, stored and/or transmitted in whole or in part by any manner of electronic, mechanical, photocopying, recording, broadcasting or otherwise now known or herein after developed without the previous express consent by the copyright owner, except for reproduction in daily press and regular printed publications on sale to the public within 60 days of the event related to those data/results and always provided that copyright symbol appears together as follows below.

© DORNA WSBK ORGANIZATION Srl 2018

FICR PERUGIA TIMING

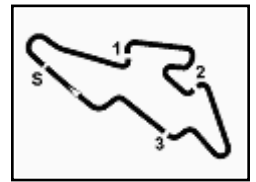


Official Tyre Supplier



SWISS WATCHES SINCE 1853

Official Timekeeper



ACERBIS Czech Round, 8 - 10 June 2018

World Supersport - Chronological Analysis Superpole 1

4	35.212	39.166	39.645	29.676	2'23.699P	244,9	14:48'50.003
5	1'08.453	38.037	35.051	21.714	2'43.255P		14:51'33.258
6	32.823	37.648	34.725	21.416	2'06.612	240,0	14:53'39.870
7	32.776	37.567	34.690	21.425	2'06.458	240,5	14:55'46.328

15° 77 W. TESSELS (2'06.676)							
Lap	Seg.1	Seg.2	Seg.3	Seg.4	Lap Time	km/h	Local Time
1		38.832	34.768	21.583			14:42'12.317
2	32.703	37.632	34.778	21.637	2'06.750	245,5	14:44'19.067
3	32.797	37.812	34.876	21.723	2'07.208	246,6	14:46'26.275
4	33.150	38.216	35.687	28.190	2'15.243P	245,5	14:48'41.518
5	2'21.511	45.931	34.808	21.488	4'03.738P		14:52'45.256
6	32.618	37.508	34.883	21.667	2'06.676	243,8	14:54'51.932
7	32.799	37.825	34.920	21.641	2'07.185	242,2	14:56'59.117

16° 10 N. CALERO (2'06.806)							
Lap	Seg.1	Seg.2	Seg.3	Seg.4	Lap Time	km/h	Local Time
1		38.937	35.170	21.501			14:42'12.837
2	32.700	37.824	34.932	21.350	2'06.806	247,7	14:44'19.643
3	32.773	37.706	34.764	21.605	2'06.848	247,7	14:46'26.491
4	34.030	38.494	36.175	29.989	2'18.688P	247,7	14:48'45.179
5	2'31.985	47.583	37.911	21.771	4'19.250P		14:53'04.429
6	32.890	37.693	35.008	21.499	2'07.090	247,1	14:55'11.519

17° 48 G. MOLNAR (2'06.808)							
Lap	Seg.1	Seg.2	Seg.3	Seg.4	Lap Time	km/h	Local Time
1		40.563	36.881	24.189			14:42'20.245
2	32.596	37.779	34.938	21.495	2'06.808	251,7	14:44'27.053

18° 34 J. ITURRIOZ (2'07.380)							
Lap	Seg.1	Seg.2	Seg.3	Seg.4	Lap Time	km/h	Local Time
1		38.421	34.913	21.567			14:42'23.912
2	33.253	38.108	35.055	21.766	2'08.182	247,1	14:44'32.094
3	33.481	37.727	34.824	21.537	2'07.569	243,8	14:46'39.663
4	33.640	38.498	35.790	28.607	2'16.535P	244,3	14:48'56.198
5	2'26.231	40.822	38.589	22.810	4'08.452P		14:53'04.650
6	32.951	37.738	35.017	21.674	2'07.380	249,4	14:55'12.030

19° 14 M. CHALUPA (2'07.522)							
Lap	Seg.1	Seg.2	Seg.3	Seg.4	Lap Time	km/h	Local Time
1		39.083	35.711	21.943			14:42'15.049
2	33.141	38.018	35.227	21.508	2'07.894	242,2	14:44'22.943
3	33.184	37.871	34.878	21.589	2'07.522	243,8	14:46'30.465
4	33.269	38.044	35.146	21.636	2'08.095	244,9	14:48'38.560
5	33.455	37.942	35.165	21.838	2'08.400	238,4	14:50'46.960
6	33.342	38.170	35.157	21.736	2'08.405	238,4	14:52'55.365
7	33.335	38.918	35.257	22.256	2'09.766	240,0	14:55'05.131

20° 69 P. COPPA (2'10.544)							
Lap	Seg.1	Seg.2	Seg.3	Seg.4	Lap Time	km/h	Local Time
1		40.471	35.901	22.318			14:42'16.859
2	33.936	39.107	35.959	21.945	2'10.947	241,1	14:44'27.806
3	34.224	38.843	35.426	22.051	2'10.544	241,1	14:46'38.350
4	34.265	38.791	35.716	21.960	2'10.732	238,9	14:48'49.082
5	34.081	38.972	35.841	22.107	2'11.001	235,3	14:51'00.083
6	34.125	38.912	35.688	22.043	2'10.768	235,3	14:53'10.851
7	33.875	39.055	35.831	22.228	2'10.989	237,9	14:55'21.840

21° 35 S. HILL							
Lap	Seg.1	Seg.2	Seg.3	Seg.4	Lap Time	km/h	Local Time
1		39.071	36.831	26.491			14:42'19.833
2	32.228	37.564	1'01.432	29.344	2'40.568P	244,3	14:45'00.401

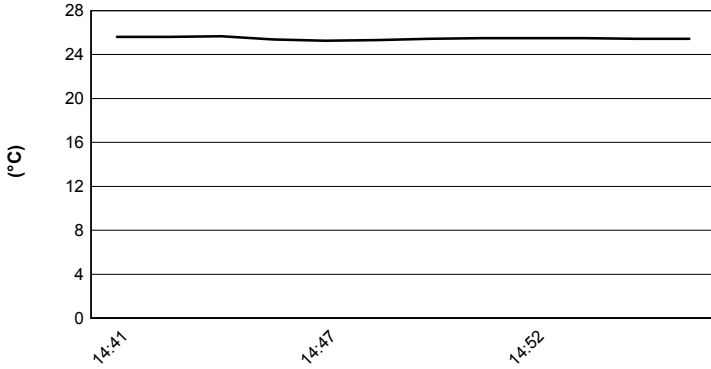
09/06/2018 P = Pits In/Out - C = Lap Time Cancelled

These data/results cannot be reproduced, stored and/or transmitted in whole or in part by any manner of electronic, mechanical, photocopying, recording, broadcasting or otherwise now known or herein after developed without the previous express consent by the copyright owner, except for reproduction in daily press and regular printed publications on sale to the public within 60 days of the event related to those data/results and always provided that copyright symbol appears together as follows below.

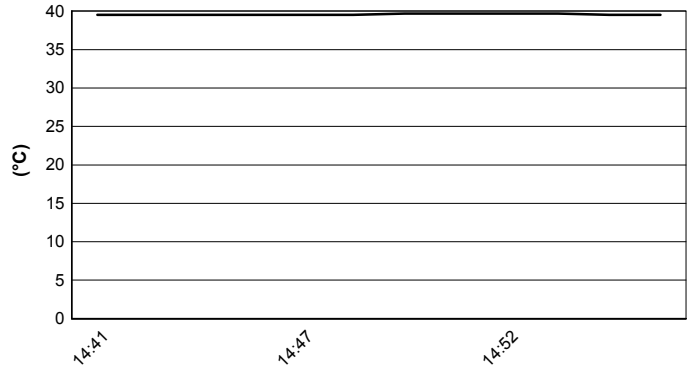
© DORNA WSBK ORGANIZATION Srl 2018

ACERBIS Czech Round, 8 - 10 June 2018
World Supersport - Weather Report Superpole 1
 Session started 14:40 - Session ended 14:57


Air Temperature



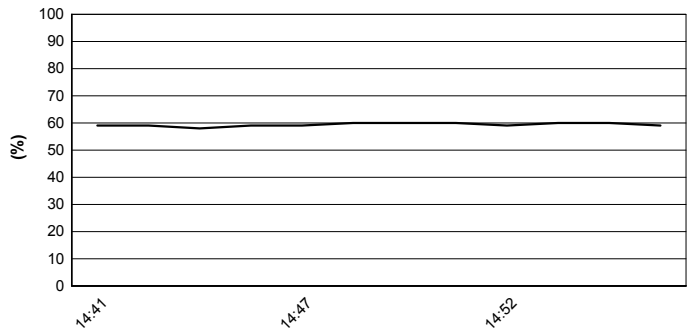
Track Temperature



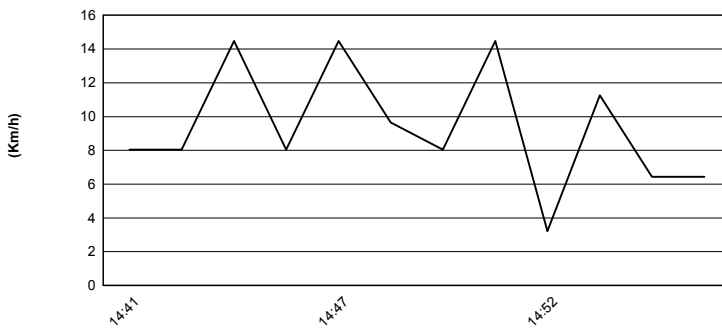
Air Pressure



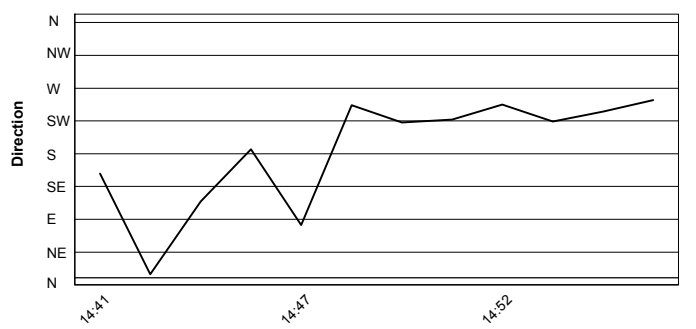
Humidity



Wind Speed



Wind Direction



09/06/2018

These data/results cannot be reproduced, stored and/or transmitted in whole or in part by any manner of electronic, mechanical, photocopying, recording, broadcasting or otherwise now known or herein after developed without the previous express consent by the copyright owner, except for reproduction in daily press and regular printed publications on sale to the public within 60 days of the event related to those data/results and always provided that copyright symbol appears together as follows below.

© DORNA WSBK ORGANIZATION Srl 2018