

ACERBIS Czech Round, 8 - 10 June 2018

World Supersport - Results Warm Up

Automotodrom Brno 5.403 m

1 / 2

No.	Rider	Nat	Team	Bike	Class	Time	Gap	Rel.	Laps	Speed	
										Avg	Max
1	11 S. CORTESE	GER	Kallio Racing	Yamaha YZF R6		2'02.997			7	158,140	254,1
2	16 J. CLUZEL	FRA	NRT	Yamaha YZF R6		2'03.547	0.550	0.550	6	157,436	254,1
3	3 R. DE ROSA	ITA	MV Agusta Reparto Corse by Vamag	MV Agusta F3 675		2'03.862	0.865	0.315	6	157,036	250,0
4	144 L. MAHIAS	FRA	GRT Yamaha Official WorldSSP Team	Yamaha YZF R6		2'04.189	1.192	0.327	6	156,623	247,1
5	21 R. KRUMMENACHER	SUI	BARDAHL Evan Bros. WorldSSP Team	Yamaha YZF R6		2'04.201	1.204	0.012	7	156,607	247,7
6	32 S. MORAIS	POR	Kawasaki Puccetti Racing	Kawasaki ZX-6R		2'04.309	1.312	0.108	7	156,471	252,9
7	64 F. CARICASULO	ITA	GRT Yamaha Official WorldSSP Team	Yamaha YZF R6		2'04.413	1.416	0.104	5	156,341	249,4
8	13 A. WEST	AUS	EAB antwest Racing	Kawasaki ZX-6R		2'04.468	1.471	0.055	7	156,271	248,3
9	84 L. CRESSON	BEL	Kallio Racing	Yamaha YZF R6		2'05.023	2.026	0.555	7	155,578	254,7
10	36 T. GRADINGER	AUT	NRT	Yamaha YZF R6		2'05.082	2.085	0.059	6	155,504	253,5
11	22 E. LAHTI	FIN	Sterkman Motorsport by HRP	Suzuki GSX-R600	ESS	2'05.188	2.191	0.106	7	155,373	249,4
12	47 R. HARTOG	NED	Team Hartog - Against Cancer	Kawasaki ZX-6R	ESS	2'05.291	2.294	0.103	7	155,245	251,7
13	78 H. OKUBO	JPN	Kawasaki Puccetti Racing	Kawasaki ZX-6R		2'05.350	2.353	0.059	6	155,172	248,8
14	111 K. SMITH	GBR	CIA Landlord Insurance Honda	Honda CBR600RR		2'05.383	2.386	0.033	6	155,131	243,8
15	15 A. COPPOLA	ITA	GRT Yamaha Official WorldSSP Junior Team	Yamaha YZF R6	ESS	2'05.508	2.511	0.125	6	154,977	246,0
16	38 H. SOOMER	EST	Racedays	Honda CBR600RR		2'05.605	2.608	0.097	7	154,857	249,4
17	19 A. BALDOLINI	ITA	GEMAR Team Lorini	Honda CBR600RR		2'05.684	2.687	0.079	6	154,760	249,4
18	48 G. MOLNAR	HUN	VEPP Racing	Honda CBR600RR		2'05.748	2.751	0.064	6	154,681	251,7
19	96 A. IRWIN	GBR	CIA Landlord Insurance Honda	Honda CBR600RR		2'05.770	2.773	0.022	3	154,654	249,4
20	81 L. STAPLEFORD	GBR	Profile Racing	Yamaha YZF R6		2'05.901	2.904	0.131	6	154,493	248,8
21	35 S. HILL	GBR	Profile Racing	Triumph Daytona 675		2'05.906	2.909	0.005	5	154,487	237,9
22	23 M. ENDERLEIN	GER	Freudenberg World SSP Team	Yamaha YZF R6		2'05.947	2.950	0.041	7	154,436	244,9
23	65 M. CANDUCCI	ITA	FLORAMO MONACO Racing Team	Honda CBR600RR		2'06.019	3.022	0.072	4	154,348	244,9
24	10 N. CALERO	ESP	Orelac Racing VerdNatura	Kawasaki ZX-6R		2'06.031	3.034	0.012	6	154,333	245,5
25	77 W. TESSELS	NED	Chromeburner Wayne's Racingteam MtM	Kawasaki ZX-6R	ESS	2'06.125	3.128	0.094	7	154,218	248,3
26	44 L. MORCIANO	ITA	Team GoEleven Kawasaki	Kawasaki ZX-6R		2'07.010	4.013	0.885	6	153,144	242,7
27	86 A. BADOVINI	ITA	MV Agusta Reparto Corse by Vamag	MV Agusta F3 675		2'07.541	4.544	0.531	2	152,506	242,7
28	34 J. ITURRIOZ	ARG	Team GoEleven Kawasaki	Kawasaki ZX-6R		2'07.581	4.584	0.040	6	152,458	245,5
29	69 P. COPPA	CZE	Motor Village 69 Racing	Honda CBR600RR		2'10.187	7.190	2.606	6	149,407	240,5
30	14 M. CHALUPA	CZE	Czech Road Racing Team Chalupari	Yamaha YZF R6					0		244,9
31	74 J. VAN SIKKELERUS	NED	GEMAR Team Lorini	Honda CBR600RR					0		

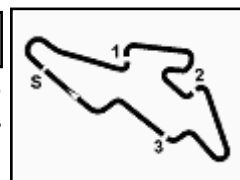
AIR	Humidity:	55%	Temp:	24°C
TRACK	Condition:	Dry	Temp:	32°C

Records	Pole	2009 C. Crutchlow	2'02.060	159,350	Km/h
	Race (RC)	2009 C. Crutchlow	2'02.708	158,510	Km/h
	Circuit	2009 C. Crutchlow	2'02.060	159,350	Km/h

Start 10/06/2018 09:10 End 09:27 The results are provisional until the end of the time limit for protests and appeals and the completion of the technical checks.

These data/results cannot be reproduced, stored and/or transmitted in whole or in part by any manner of electronic, mechanical, photocopying, recording, broadcasting or otherwise now known or herein after developed without the previous express consent by the copyright owner, except for reproduction in daily press and regular printed publications on sale to the public within 60 days of the event related to those data/results and always provided that copyright symbol appears together as follows below.

© DORNA WSBK ORGANIZATION Srl 2018



ACERBIS Czech Round, 8 - 10 June 2018

World Supersport - Results Warm Up

Session Highlights

Local Time	No. Rider	Description
09.10.00		Start
09.10.24		WorldSSP Pit Intervention Time: 1min 4secs
09.11.21	74 J. VAN SIKKELERUS	Crashed - Turn 5
09.12.44	14 M. CHALUPA	Crashed - Turn 1
09.13.37		Incident Involving N. 11 & 74 Under Investigation
09.14.33	74 J. VAN SIKKELERUS	Medical Centre
09.19.44	96 A. IRWIN	Crashed - Turn 5
09.21.40	34 J. ITURRIOZ	Lap Cancelled (2'08.169) - Exceeded Track Limits - Turn 12
09.21.59	65 M. CANDUCCI	Crashed - Turn 8
09.27.19		End Of Session

Fastest Laps Sequence

No.	Rider	Nat	Team	Bike	Local Time	Time	Gap	Avg
21	R. KRUMMENACHER	SUI	BARDAHL Evan Bros. WorldSSP Team	Yamaha YZF R6	09:14'15.548	2'04.507		156,223
11	S. CORTESE	GER	Kallio Racing	Yamaha YZF R6	09:14'18.305	2'04.206	-0.301	156,601
21	R. KRUMMENACHER	SUI	BARDAHL Evan Bros. WorldSSP Team	Yamaha YZF R6	09:16'19.749	2'04.201	-0.005	156,607
11	S. CORTESE	GER	Kallio Racing	Yamaha YZF R6	09:16'21.993	2'03.688	-0.513	157,257
16	J. CLUZEL	FRA	NRT	Yamaha YZF R6	09:17'09.193	2'03.547	-0.141	157,436
11	S. CORTESE	GER	Kallio Racing	Yamaha YZF R6	09:18'25.134	2'03.141	-0.406	157,956
11	S. CORTESE	GER	Kallio Racing	Yamaha YZF R6	09:24'39.448	2'02.997	-0.144	158,140

Start 09:10 End 09:27 The results are provisional until the end of the time limit for protests and appeals and the completion of the technical checks.

These data/results cannot be reproduced, stored and/or transmitted in whole or in part by any manner of electronic, mechanical, photocopying, recording, broadcasting or otherwise now known or herein after developed without the previous express consent by the copyright owner, except for reproduction in daily press and regular printed publications on sale to the public within 60 days of the event related to those data/results and always provided that copyright symbol appears together as follows below.

© DORNA WSBK ORGANIZATION Srl 2018

ACERBIS Czech Round, 8 - 10 June 2018
World Supersport - Best Sectors & Speed Warm Up

Automotodrom Brno 5.403 m

BEST LAP			
1	11 S. CORTESE	Yamaha YZF R6	2'02.997
2	16 J. CLUZEL	Yamaha YZF R6	2'03.547
3	3 R. DE ROSA	MV Agusta F3 675	2'03.862
4	144 L. MAHIAS	Yamaha YZF R6	2'04.189
5	21 R. KRUMMENACHER	Yamaha YZF R6	2'04.201
6	32 S. MORAIS	Kawasaki ZX-6R	2'04.309
7	64 F. CARICASULO	Yamaha YZF R6	2'04.413
8	13 A. WEST	Kawasaki ZX-6R	2'04.468
9	84 L. CRESSON	Yamaha YZF R6	2'05.023
10	36 T. GRADINGER	Yamaha YZF R6	2'05.082
11	22 E. LAHTI	Suzuki GSX-R600	2'05.188
12	47 R. HARTOG	Kawasaki ZX-6R	2'05.291
13	78 H. OKUBO	Kawasaki ZX-6R	2'05.350
14	111 K. SMITH	Honda CBR600RR	2'05.383
15	15 A. COPPOLA	Yamaha YZF R6	2'05.508
16	38 H. SOOMER	Honda CBR600RR	2'05.605
17	19 A. BALDOLINI	Honda CBR600RR	2'05.684
18	48 G. MOLNAR	Honda CBR600RR	2'05.748
19	96 A. IRWIN	Honda CBR600RR	2'05.770
20	81 L. STAPLEFORD	Yamaha YZF R6	2'05.901
21	35 S. HILL	Triumph Daytona 675	2'05.906
22	23 M. ENDERLEIN	Yamaha YZF R6	2'05.947
23	65 M. CANDUCCI	Honda CBR600RR	2'06.019
24	10 N. CALERO	Kawasaki ZX-6R	2'06.031
25	77 W. TESSELS	Kawasaki ZX-6R	2'06.125
26	44 L. MORCIANO	Kawasaki ZX-6R	2'07.010
27	86 A. BADOVINI	MV Agusta F3 675	2'07.541
28	34 J. ITURRIOZ	Kawasaki ZX-6R	2'07.581
29	69 P. COPPA	Honda CBR600RR	2'10.187
30	74 J. VAN SIKKELERUS	Honda CBR600RR	
31	14 M. CHALUPA	Yamaha YZF R6	

SPEED			
1	84 L. CRESSON	Yamaha YZF R6	254,7
2	11 S. CORTESE	Yamaha YZF R6	254,1
3	16 J. CLUZEL	Yamaha YZF R6	254,1
4	36 T. GRADINGER	Yamaha YZF R6	253,5
5	32 S. MORAIS	Kawasaki ZX-6R	252,9
6	47 R. HARTOG	Kawasaki ZX-6R	251,7
7	48 G. MOLNAR	Honda CBR600RR	251,7
8	3 R. DE ROSA	MV Agusta F3 675	250,0
9	96 A. IRWIN	Honda CBR600RR	249,4
10	19 A. BALDOLINI	Honda CBR600RR	249,4
11	22 E. LAHTI	Suzuki GSX-R600	249,4
12	38 H. SOOMER	Honda CBR600RR	249,4
13	64 F. CARICASULO	Yamaha YZF R6	249,4
14	78 H. OKUBO	Kawasaki ZX-6R	248,8
15	81 L. STAPLEFORD	Yamaha YZF R6	248,8
16	77 W. TESSELS	Kawasaki ZX-6R	248,3
17	13 A. WEST	Kawasaki ZX-6R	248,3
18	21 R. KRUMMENACHER	Yamaha YZF R6	247,7
19	144 L. MAHIAS	Yamaha YZF R6	247,1
20	15 A. COPPOLA	Yamaha YZF R6	246,0
21	10 N. CALERO	Kawasaki ZX-6R	245,5
22	34 J. ITURRIOZ	Kawasaki ZX-6R	245,5
23	14 M. CHALUPA	Yamaha YZF R6	244,9
24	65 M. CANDUCCI	Honda CBR600RR	244,9
25	23 M. ENDERLEIN	Yamaha YZF R6	244,9
26	111 K. SMITH	Honda CBR600RR	243,8
27	86 A. BADOVINI	MV Agusta F3 675	242,7
28	44 L. MORCIANO	Kawasaki ZX-6R	242,7
29	69 P. COPPA	Honda CBR600RR	240,5
30	35 S. HILL	Triumph Daytona 675	237,9

SEG. 1			SEG. 2			SEG. 3			SEG. 4		
1	16 J. CLUZEL	31.582	1	11 S. CORTESE	36.454	1	11 S. CORTESE	33.778	1	11 S. CORTESE	20.932
2	11 S. CORTESE	31.680	2	16 J. CLUZEL	36.662	2	144 L. MAHIAS	33.921	2	16 J. CLUZEL	20.986
3	3 R. DE ROSA	31.908	3	3 R. DE ROSA	36.724	3	16 J. CLUZEL	33.992	3	64 F. CARICASULO	21.040
4	32 S. MORAIS	32.070	4	144 L. MAHIAS	36.770	4	32 S. MORAIS	34.070	4	3 R. DE ROSA	21.065
5	64 F. CARICASULO	32.077	5	64 F. CARICASULO	36.802	5	3 R. DE ROSA	34.107	5	13 A. WEST	21.075
6	21 R. KRUMMENACHER	32.099	6	21 R. KRUMMENACHER	36.822	6	21 R. KRUMMENACHER	34.132	6	21 R. KRUMMENACHER	21.077
7	144 L. MAHIAS	32.101	7	13 A. WEST	36.837	7	64 F. CARICASULO	34.171	7	22 E. LAHTI	21.096
8	36 T. GRADINGER	32.124	8	32 S. MORAIS	36.897	8	65 M. CANDUCCI	34.195	8	32 S. MORAIS	21.109
9	13 A. WEST	32.158	9	111 K. SMITH	36.986	9	13 A. WEST	34.211	9	84 L. CRESSON	21.127
10	22 E. LAHTI	32.160	10	36 T. GRADINGER	37.061	10	84 L. CRESSON	34.222	10	144 L. MAHIAS	21.136
11	84 L. CRESSON	32.242	11	78 H. OKUBO	37.142	11	111 K. SMITH	34.282	11	47 R. HARTOG	21.155
12	48 G. MOLNAR	32.274	12	15 A. COPPOLA	37.146	12	36 T. GRADINGER	34.308	12	36 T. GRADINGER	21.161
13	96 A. IRWIN	32.311	13	65 M. CANDUCCI	37.216	13	38 H. SOOMER	34.317	13	38 H. SOOMER	21.252
14	47 R. HARTOG	32.335	14	19 A. BALDOLINI	37.216	14	47 R. HARTOG	34.317	14	15 A. COPPOLA	21.287
15	81 L. STAPLEFORD	32.341	15	84 L. CRESSON	37.235	15	78 H. OKUBO	34.340	15	111 K. SMITH	21.305
16	10 N. CALERO	32.403	16	38 H. SOOMER	37.256	16	22 E. LAHTI	34.359	16	78 H. OKUBO	21.314
17	111 K. SMITH	32.422	17	35 S. HILL	37.270	17	15 A. COPPOLA	34.370	17	96 A. IRWIN	21.325
18	78 H. OKUBO	32.426	18	22 E. LAHTI	37.271	18	96 A. IRWIN	34.375	18	19 A. BALDOLINI	21.328
19	38 H. SOOMER	32.445	19	47 R. HARTOG	37.343	19	19 A. BALDOLINI	34.396	19	48 G. MOLNAR	21.348
20	77 W. TESSELS	32.448	20	96 A. IRWIN	37.359	20	86 A. BADOVINI	34.415	20	23 M. ENDERLEIN	21.368
21	15 A. COPPOLA	32.502	21	81 L. STAPLEFORD	37.386	21	23 M. ENDERLEIN	34.460	21	81 L. STAPLEFORD	21.381
22	35 S. HILL	32.546	22	77 W. TESSELS	37.392	22	81 L. STAPLEFORD	34.497	22	65 M. CANDUCCI	21.403
23	19 A. BALDOLINI	32.591	23	48 G. MOLNAR	37.408	23	35 S. HILL	34.582	23	77 W. TESSELS	21.421
24	65 M. CANDUCCI	32.620	24	23 M. ENDERLEIN	37.422	24	10 N. CALERO	34.588	24	10 N. CALERO	21.430
25	23 M. ENDERLEIN	32.647	25	10 N. CALERO	37.429	25	48 G. MOLNAR	34.629	25	35 S. HILL	21.473
26	86 A. BADOVINI	32.649	26	44 L. MORCIANO	37.573	26	77 W. TESSELS	34.658	26	14 M. CHALUPA	21.510
27	44 L. MORCIANO	32.751	27	34 J. ITURRIOZ	37.763	27	44 L. MORCIANO	34.781	27	86 A. BADOVINI	21.523
28	34 J. ITURRIOZ	32.884	28	86 A. BADOVINI	38.041	28	34 J. ITURRIOZ	34.888	28	44 L. MORCIANO	21.656
29	69 P. COPPA	33.518	29	69 P. COPPA	38.687	29	14 M. CHALUPA	34.914	29	34 J. ITURRIOZ	21.736
			30	14 M. CHALUPA	40.059	30	69 P. COPPA	35.747	30	69 P. COPPA	22.069

10/06/2018

These data/results cannot be reproduced, stored and/or transmitted in whole or in part by any manner of electronic, mechanical, photocopying, recording, broadcasting or otherwise now known or herein after developed without the previous express consent by the copyright owner, except for reproduction in daily press and regular printed publications on sale to the public within 60 days of the event related to those data/results and always provided that copyright symbol appears together as follows below.

© DORNA WSBK ORGANIZATION Srl 2018

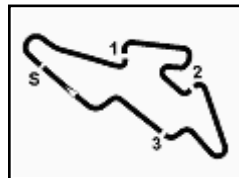
FICR PERUGIA TIMING



Official Tyre Supplier



Official Timekeeper



ACERBIS Czech Round, 8 - 10 June 2018

World Supersport - Ideal Times Warm Up

Automotodrom Brno 5.403 m

No.	Rider	Nat	Bike	Seg. 1	Seg. 2	Seg. 3	Seg. 4	Ideal Time		
				Diff. 1	Diff. 2	Diff. 3	Diff. 4	Best Lap	Pos.	Diff.
1	11 S. CORTESE	GER	Yamaha YZF R6	31.680 0.037	36.454	33.778 0.103	20.932 0.013	2'02.844 2'02.997	3	0.153
2	16 J. CLUZEL	FRA	Yamaha YZF R6	31.582 0.228	36.662 0.097	33.992	20.986	2'03.222 2'03.547	4	0.325
3	3 R. DE ROSA	ITA	MV Agusta F3 675	31.908	36.724	34.107 0.011	21.065 0.047	2'03.804 2'03.862	5	0.058
4	144 L. MAHIAS	FRA	Yamaha YZF R6	32.101 0.050	36.770	33.921 0.179	21.136 0.032	2'03.928 2'04.189	6	0.261
5	64 F. CARICASULO	ITA	Yamaha YZF R6	32.077 0.235	36.802	34.171 0.088	21.040	2'04.090 2'04.413	9	0.323
6	21 R. KRUMMENACHER	SUI	Yamaha YZF R6	32.099 0.044	36.822 0.027	34.132	21.077	2'04.130 2'04.201	7	0.071
7	32 S. MORAIS	POR	Kawasaki ZX-6R	32.070 0.094	36.897 0.061	34.070	21.109 0.008	2'04.146 2'04.309	8	0.163
8	13 A. WEST	AUS	Kawasaki ZX-6R	32.158 0.079	36.837	34.211 0.108	21.075	2'04.281 2'04.468	10	0.187
9	36 T. GRADINGER	AUT	Yamaha YZF R6	32.124 0.178	37.061 0.250	34.308	21.161	2'04.654 2'05.082	12	0.428
10	84 L. CRESSON	BEL	Yamaha YZF R6	32.242	37.235 0.169	34.222 0.028	21.127	2'04.826 2'05.023	11	0.197
11	22 E. LAHTI	FIN	Suzuki GSX-R600	32.160	37.271 0.185	34.359 0.117	21.096	2'04.886 2'05.188	13	0.302
12	111 K. SMITH	GBR	Honda CBR600RR	32.422 0.027	36.986 0.118	34.282 0.156	21.305 0.087	2'04.995 2'05.383	16	0.388
13	47 R. HARTOG	NED	Kawasaki ZX-6R	32.335 0.046	37.343 0.095	34.317	21.155	2'05.150 2'05.291	14	0.141
14	78 H. OKUBO	JPN	Kawasaki ZX-6R	32.426 0.128	37.142	34.340	21.314	2'05.222 2'05.350	15	0.128
15	38 H. SOOMER	EST	Honda CBR600RR	32.445 0.335	37.256	34.317	21.252	2'05.270 2'05.605	18	0.335
16	15 A. COPPOLA	ITA	Yamaha YZF R6	32.502 0.158	37.146 0.035	34.370 0.010	21.287	2'05.305 2'05.508	17	0.203
17	96 A. IRWIN	GBR	Honda CBR600RR	32.311	37.359	34.375 0.347	21.325 0.053	2'05.370 2'05.770	21	0.400
18	65 M. CANDUCCI	ITA	Honda CBR600RR	32.620	37.216 0.045	34.195 0.489	21.403 0.051	2'05.434 2'06.019	25	0.585
19	19 A. BALDOLINI	ITA	Honda CBR600RR	32.591 0.153	37.216	34.396	21.328	2'05.531 2'05.684	19	0.153
20	81 L. STAPLEFORD	GBR	Yamaha YZF R6	32.341 0.211	37.386	34.497 0.064	21.381 0.021	2'05.605 2'05.901	22	0.296
21	48 G. MOLNAR	HUN	Honda CBR600RR	32.274	37.408	34.629 0.018	21.348 0.071	2'05.659 2'05.748	20	0.089
22	10 N. CALERO	ESP	Kawasaki ZX-6R	32.403 0.099	37.429	34.588 0.082	21.430	2'05.850 2'06.031	26	0.181
23	35 S. HILL	GBR	Triumph Daytona 675	32.546 0.014	37.270	34.582 0.021	21.473	2'05.871 2'05.906	23	0.035
24	23 M. ENDERLEIN	GER	Yamaha YZF R6	32.647	37.422	34.460	21.368 0.050	2'05.897 2'05.947	24	0.050
25	77 W. TESSELS	NED	Kawasaki ZX-6R	32.448 0.152	37.392	34.658 0.054	21.421	2'05.919 2'06.125	27	0.206
26	86 A. BADOVINI	ITA	MV Agusta F3 675	32.649 0.913	38.041	34.415	21.523	2'06.628 2'07.541	29	0.913
27	44 L. MORCIANO	ITA	Kawasaki ZX-6R	32.751 0.118	37.573	34.781 0.125	21.656 0.006	2'06.761 2'07.010	28	0.249
28	34 J. ITURRIOZ	ARG	Kawasaki ZX-6R	32.884	37.763 0.008	34.888 0.205	21.736 0.097	2'07.271 2'07.581	30	0.310
29	69 P. COPPA	CZE	Honda CBR600RR	33.518 0.088	38.687 0.078	35.747	22.069	2'10.021 2'10.187	31	0.166
Overall Ideal Time				31.582	36.454	33.778	20.932	2'02.746		

10/06/2018

These data/results cannot be reproduced, stored and/or transmitted in whole or in part by any manner of electronic, mechanical, photocopying, recording, broadcasting or otherwise now known or herein after developed without the previous express consent by the copyright owner, except for reproduction in daily press and regular printed publications on sale to the public within 60 days of the event related to those data/results and always provided that copyright symbol appears together as follows below.

© DORNA WSBK ORGANIZATION Srl 2018

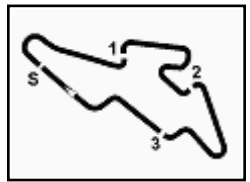
FICR PERUGIA TIMING



Official Tyre Supplier



Official Timekeeper

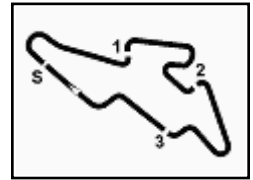


1° 11 S. CORTESE (2'02.997)								7° 64 F. CARICASULO (2'04.413)							
Lap	Seg.1	Seg.2	Seg.3	Seg.4	Lap Time	km/h	Local Time	Lap	Seg.1	Seg.2	Seg.3	Seg.4	Lap Time	km/h	Local Time
1		40.145	34.908	21.367			9:12'14.099	1		38.464	34.762	21.297			9:12'12.040
2	31.944	37.149	33.827	21.286	2'04.206	250,6	9:14'18.305	2	32.239	37.148	34.399	21.310	2'05.096	248,3	9:14'17.136
3	32.130	36.738	33.841	20.979	2'03.688	254,1	9:16'21.993	3	32.336	36.878	34.171	21.202	2'04.587	247,1	9:16'21.723
4	31.848	36.583	33.778	20.932	2'03.141	251,2	9:18'25.134	4	32.312	36.802	34.259	21.040	2'04.413	246,6	9:18'26.136
5	31.680	36.686	34.208	21.002	2'03.576	250,0	9:20'28.710	5	32.414	37.014	34.267	21.272	2'04.967	247,1	9:20'31.103
6	33.633	37.505	34.331	22.272	2'07.741	247,1	9:22'36.451	6	32.077	36.981	36.459	34.113	2'19.630P	249,4	9:22'50.733
7	31.717	36.454	33.881	20.945	2'02.997	249,4	9:24'39.448								
8	31.821	36.934	34.251	21.236	2'04.242	251,7	9:26'43.690								
2° 16 J. CLUZEL (2'03.547)								8° 13 A. WEST (2'04.468)							
Lap	Seg.1	Seg.2	Seg.3	Seg.4	Lap Time	km/h	Local Time	Lap	Seg.1	Seg.2	Seg.3	Seg.4	Lap Time	km/h	Local Time
1		41.785	35.780	21.673			9:13'01.411	1		41.770	35.008	21.727			9:12'20.747
2	32.084	36.847	34.146	21.158	2'04.235	249,4	9:15'05.646	2	32.979	38.054	34.848	21.424	2'07.305	248,3	9:14'28.052
3	31.810	36.759	33.992	20.986	2'03.547	252,9	9:17'09.193	3	32.316	36.987	34.298	21.254	2'04.855	242,2	9:16'32.907
4	31.582	36.837	34.191	21.062	2'03.672	254,1	9:19'12.865	4	32.277	37.073	34.211	21.227	2'04.788	244,3	9:18'37.695
5	31.905	36.662	34.179	21.007	2'03.753	251,7	9:21'16.618	5	32.819	37.057	34.223	21.129	2'05.228	243,8	9:20'42.923
6	31.771	36.726	34.133	21.073	2'03.703	251,7	9:23'20.321	6	32.237	36.837	34.319	21.075	2'04.468	248,3	9:22'47.391
7	31.710	36.815	34.217	21.033	2'03.775	251,7	9:25'24.096	7	32.158	37.081	34.377	21.208	2'04.824	247,1	9:24'52.215
8								8	32.326	37.098	34.535	21.306	2'05.265	244,3	9:26'57.480
3° 3 R. DE ROSA (2'03.862)								9° 84 L. CRESSON (2'05.023)							
Lap	Seg.1	Seg.2	Seg.3	Seg.4	Lap Time	km/h	Local Time	Lap	Seg.1	Seg.2	Seg.3	Seg.4	Lap Time	km/h	Local Time
1		39.728	35.639	22.510			9:14'17.787	1		39.667	34.652	21.289			9:12'13.584
2	32.223	36.767	34.164	21.307	2'04.461	244,3	9:16'22.248	2	32.436	37.706	34.222	21.411	2'05.775	251,7	9:14'19.359
3	32.022	36.802	34.211	21.065	2'04.100	250,0	9:18'26.348	3	32.242	37.404	34.250	21.127	2'05.023	254,1	9:16'24.382
4	32.065	36.823	34.210	21.351	2'04.449	247,7	9:20'30.797	4	32.290	37.280	34.330	21.546	2'05.446	254,7	9:18'29.828
5	31.908	36.724	34.118	21.112	2'03.862	244,3	9:22'34.659	5	32.392	37.457	34.414	21.282	2'05.545	250,0	9:20'35.373
6	32.108	36.785	34.107	21.170	2'04.170	243,2	9:24'38.829	6	32.327	37.319	34.653	21.284	2'05.583	250,6	9:22'40.956
7	32.152	36.846	34.244	21.159	2'04.401	244,3	9:26'43.230	7	32.347	37.235	34.497	21.284	2'05.363	249,4	9:24'46.319
8								8	32.651	37.429	34.340	21.186	2'05.606	249,4	9:26'51.925
4° 144 L. MAHIAS (2'04.189)								10° 36 T. GRADINGER (2'05.082)							
Lap	Seg.1	Seg.2	Seg.3	Seg.4	Lap Time	km/h	Local Time	Lap	Seg.1	Seg.2	Seg.3	Seg.4	Lap Time	km/h	Local Time
1		39.437	34.697	21.309			9:13'18.477	1		40.333	34.761	21.466			9:12'25.676
2	32.388	36.831	33.921	21.136	2'04.276	244,9	9:15'22.753	2	32.622	37.938	34.646	21.488	2'06.694	251,2	9:14'32.370
3	32.151	36.770	34.100	21.168	2'04.189	247,1	9:17'26.942	3	32.302	37.311	34.308	21.161	2'05.082	252,9	9:16'37.452
4	32.101	36.825	34.136	21.176	2'04.238	246,0	9:19'31.180	4	32.147	37.237	34.513	21.329	2'05.226	251,7	9:18'42.678
5	32.241	36.911	34.104	21.171	2'04.427	245,5	9:21'35.607	5	32.889	37.411	35.116	22.961	2'07.777	248,8	9:20'50.455
6	32.255	36.925	34.162	21.174	2'04.516	246,0	9:23'40.123	6	32.124	37.392	34.619	21.370	2'05.505	252,3	9:22'55.960
7	32.211	36.893	34.219	21.168	2'04.491	245,5	9:25'44.614	7	32.157	37.061	34.519	21.462	2'05.199	253,5	9:25'01.159
5° 21 R. KRUMMENACHER (2'04.201)								11° 22 E. LAHTI (2'05.188)							
Lap	Seg.1	Seg.2	Seg.3	Seg.4	Lap Time	km/h	Local Time	Lap	Seg.1	Seg.2	Seg.3	Seg.4	Lap Time	km/h	Local Time
1		37.749	34.415	21.575			9:12'11.041	1		39.982	34.959	21.488			9:12'14.597
2	32.099	36.949	34.192	21.267	2'04.507	247,7	9:14'15.548	2	32.423	37.648	34.445	21.207	2'05.723	247,1	9:14'20.320
3	32.143	36.849	34.132	21.077	2'04.201	247,1	9:16'19.749	3	32.386	37.271	34.359	21.269	2'05.285	247,7	9:16'25.605
4	32.118	36.822	34.207	21.079	2'04.226	247,7	9:18'23.975	4	32.160	37.456	34.476	21.096	2'05.188	249,4	9:18'30.793
5	32.123	37.188	34.654	21.304	2'05.269	246,6	9:20'29.244	5	32.424	37.521	34.466	21.304	2'05.715	249,4	9:20'36.508
6	32.212	36.843	34.268	21.127	2'04.450	247,7	9:22'33.694	6	32.442	37.301	34.525	21.217	2'05.485	245,5	9:22'41.993
7	32.207	36.930	34.212	21.159	2'04.508	246,0	9:24'38.202	7	32.500	37.394	34.823	21.475	2'06.192	244,9	9:24'48.185
8	32.254	37.004	34.352	21.191	2'04.801	245,5	9:26'43.003	8	32.580	37.369	34.522	21.333	2'05.804	243,2	9:26'53.989
6° 32 S. MORAIS (2'04.309)								12° 47 R. HARTOG (2'05.291)							
Lap	Seg.1	Seg.2	Seg.3	Seg.4	Lap Time	km/h	Local Time	Lap	Seg.1	Seg.2	Seg.3	Seg.4	Lap Time	km/h	Local Time
1		43.680	37.585	21.437			9:12'22.142	1		38.437	35.113	21.427			9:12'11.456
2	32.512	37.474	35.039	21.359	2'06.384	247,7	9:14'28.526	2	32.454	38.259	34.496	21.525	2'06.734	246,6	9:14'18.190
3	32.437	37.167	34.278	21.263	2'05.145	252,9	9:16'33.671	3	32.718	37.686	34.475	21.596	2'06.475	249,4	9:16'24.665
4	32.164	36.958	34.070	21.117	2'04.309	251,7	9:18'37.980	4	32.398	37.959	34.497	21.367	2'06.221	248,3	9:18'30.886
5	32.252	36.997	34.216	21.275	2'04.740	247,1	9:20'42.720	5	32.625	37.799	34.590	21.663	2'06.677	251,7	9:20'37.563
6	32.070	36.910	34.216	21.134	2'04.330	246,6	9:22'47.050	6	32.335	37.361	34.465	21.288	2'05.449	246,0	9:22'43.012
7	33.039	37.468	34.652	21.305	2'06.464	245,5	9:24'53.514	7	32.510	37.343	34.734	21.297	2'05.884	244,3	9:24'48.896
8	32.747	36.897	34.238	21.109	2'04.991	247,7	9:26'58.505	8	32.381	37.438	34.317	21.155	2'05.291	246,6	9:26'54.187

10/06/2018 P = Pits In/Out - C = Lap Time Cancelled

These data/results cannot be reproduced, stored and/or transmitted in whole or in part by any manner of electronic, mechanical, photocopying, recording, broadcasting or otherwise now known or herein after developed without the previous express consent by the copyright owner, except for reproduction in daily press and regular printed publications on sale to the public within 60 days of the event related to those data/results and always provided that copyright symbol appears together as follows below.

© DORNA WSBK ORGANIZATION Srl 2018



ACERBIS Czech Round, 8 - 10 June 2018

World Supersport - Chronological Analysis Warm Up

Automotodrom Brno 5.403 m

2 / 3

13° 78 H. OKUBO (2'05.350)

Lap	Seg.1	Seg.2	Seg.3	Seg.4	Lap Time	km/h	Local Time
1		42.817	36.242	21.786			9:12'20.249
2	32.994	38.222	35.069	21.701	2'07.986	244,9	9:14'28.235
3	32.554	37.142	34.340	21.314	2'05.350	244,9	9:16'33.585
4	32.426	37.373	34.577	21.596	2'05.972	248,8	9:18'39.557
5	32.952	38.213	34.757	21.573	2'07.495	246,6	9:20'47.052
6	32.447	37.582	35.007	21.511	2'06.547	247,7	9:22'53.599
7	32.638	37.496	34.706	21.664	2'06.504	246,0	9:25'00.103

1						38.939	34.994	21.325		9:12'12.342	
2	32.657					37.451	34.375	21.635	2'06.118	244,9	9:14'18.460
3	32.311					37.359	34.722	21.378	2'05.770	249,4	9:16'24.230
4	32.804					37.467	34.498	21.552	2'06.321	243,2	9:18'30.551

20° 81 L. STAPLEFORD (2'05.901)

Lap	Seg.1	Seg.2	Seg.3	Seg.4	Lap Time	km/h	Local Time
1		43.366	35.568	21.817			9:12'21.744
2	32.718	38.170	34.858	21.636	2'07.382	246,6	9:14'29.126
3	32.576	37.585	34.497	21.513	2'06.171	248,8	9:16'35.297
4	32.474	37.589	34.553	21.381	2'05.997	248,8	9:18'41.294
5	32.451	37.913	34.837	21.600	2'06.801	247,1	9:20'48.095
6	32.552	37.386	34.561	21.402	2'05.901	247,1	9:22'53.996
7	32.341	37.673	34.765	22.857	2'07.636	247,1	9:25'01.632

14° 111 K. SMITH (2'05.383)

Lap	Seg.1	Seg.2	Seg.3	Seg.4	Lap Time	km/h	Local Time
1		40.580	35.099	21.447			9:12'56.459
2	32.622	37.268	34.282	21.388	2'05.560	241,6	9:15'02.019
3	32.913	37.150	34.573	21.367	2'06.003	242,2	9:17'08.022
4	32.487	36.986	34.642	21.305	2'05.420	242,2	9:19'13.444
5	32.449	37.104	34.438	21.392	2'05.383	243,8	9:21'18.825
6	32.427	37.218	34.397	21.384	2'05.426	242,7	9:23'24.251
7	32.422	37.280	34.426	21.457	2'05.585	242,7	9:25'29.836

21° 35 S. HILL (2'05.906)

Lap	Seg.1	Seg.2	Seg.3	Seg.4	Lap Time	km/h	Local Time
1		42.218	35.928	30.085			9:12'56.088
2	3'37.146	38.104	34.786	21.624	5'11.660P		9:18'07.748
3	32.562	37.277	34.635	21.607	2'06.081	236,8	9:20'13.829
4	32.560	37.270	34.603	21.473	2'05.906	237,9	9:22'19.735
5	32.546	38.390	35.076	21.661	2'07.673	237,9	9:24'27.408
6	32.650	37.326	34.582	21.679	2'06.237	237,9	9:26'33.645

15° 15 A. COPPOLA (2'05.508)

Lap	Seg.1	Seg.2	Seg.3	Seg.4	Lap Time	km/h	Local Time
1		41.387	38.054	24.045			9:12'22.561
2	32.768	37.554	35.246	22.228	2'07.796	244,3	9:14'30.357
3	32.660	37.181	34.380	21.287	2'05.508	242,7	9:16'35.865
4	32.609	37.146	34.392	23.155	2'07.302	244,9	9:18'43.167
5	32.502	37.303	34.641	21.581	2'06.027	244,3	9:20'49.194
6	32.517	37.248	34.491	21.303	2'05.559	244,9	9:22'54.753
7	32.618	37.254	34.370	21.376	2'05.618	242,7	9:25'00.371

22° 23 M. ENDERLEIN (2'05.947)

Lap	Seg.1	Seg.2	Seg.3	Seg.4	Lap Time	km/h	Local Time
1		40.441	35.042	21.535			9:12'15.851
2	32.746	37.753	34.532	21.368	2'06.399	243,2	9:14'22.250
3	32.647	37.422	34.460	21.418	2'05.947	244,9	9:16'28.197
4	32.837	37.498	34.615	21.435	2'06.385	242,7	9:18'34.582
5	32.707	37.650	34.705	21.437	2'06.499	241,6	9:20'41.081
6	34.450	39.579	36.319	21.398	2'11.746	242,2	9:22'52.827
7	32.831	37.628	34.711	21.484	2'06.654	242,2	9:24'59.481
8	32.965	37.499	34.719	21.473	2'06.656	243,2	9:27'06.137

16° 38 H. SOOMER (2'05.605)

Lap	Seg.1	Seg.2	Seg.3	Seg.4	Lap Time	km/h	Local Time
1		42.737	35.888	21.730			9:12'20.348
2	33.073	38.240	35.124	21.526	2'07.963	246,0	9:14'28.311
3	32.780	37.256	34.317	21.252	2'05.605	248,3	9:16'33.916
4	32.794	37.359	34.411	21.419	2'05.983	249,4	9:18'39.899
5	32.445	37.540	34.721	21.581	2'06.287	246,0	9:20'46.186
6	32.582	37.533	34.722	21.442	2'06.279	243,2	9:22'52.465
7	32.802	37.504	34.958	21.650	2'06.914	243,2	9:24'59.379
8	32.778	37.426	34.720	21.628	2'06.552	243,2	9:27'05.931

23° 65 M. CANDUCCI (2'06.019)

Lap	Seg.1	Seg.2	Seg.3	Seg.4	Lap Time	km/h	Local Time
1		38.934	34.964	21.403			9:12'12.741
2	32.696	37.963	34.195	21.679	2'06.533	244,3	9:14'19.274
3	32.921	37.216	34.501	21.607	2'06.245	244,9	9:16'25.519
4	32.819	37.475	34.627	21.558	2'06.479	243,8	9:18'31.998
5	32.620	37.261	34.684	21.454	2'06.019	243,8	9:20'38.017

17° 19 A. BALDOLINI (2'05.684)

Lap	Seg.1	Seg.2	Seg.3	Seg.4	Lap Time	km/h	Local Time
1		43.287	36.109	21.943			9:12'20.542
2	33.005	38.299	35.025	21.528	2'07.857	244,3	9:14'28.399
3	32.840	37.260	34.479	21.398	2'05.977	249,4	9:16'34.376
4	32.744	37.216	34.396	21.328	2'05.684	246,6	9:18'40.060
5	32.591	38.323	35.905	22.665	2'09.484	247,1	9:20'49.544
6	32.742	37.419	34.606	21.389	2'06.156	246,0	9:22'55.700
7	32.731	37.302	34.635	21.496	2'06.164	244,3	9:25'01.864

24° 10 N. CALERO (2'06.031)

Lap	Seg.1	Seg.2	Seg.3	Seg.4	Lap Time	km/h	Local Time
1		40.002	34.588	21.464			9:12'25.823
2	32.675	38.076	34.736	21.525	2'07.012	245,5	9:14'32.835
3	32.502	37.429	34.670	21.430	2'06.031	244,9	9:16'38.866
4	32.403	37.467	34.792	21.672	2'06.334	243,8	9:18'45.200
5	32.518	37.509	34.964	21.552	2'06.543	242,2	9:20'51.743
6	37.068	43.835	39.794	21.796	2'22.493	242,7	9:23'14.236
7	32.710	37.460	35.093	21.744	2'07.007	241,6	9:25'21.243

18° 48 G. MOLNAR (2'05.748)

Lap	Seg.1	Seg.2	Seg.3	Seg.4	Lap Time	km/h	Local Time
1		41.781	35.034	21.497			9:12'25.055
2	32.954	38.100	34.629	21.348	2'07.031	248,3	9:14'32.086
3	32.644	37.819	34.713	21.365	2'06.541	251,2	9:16'38.627
4	32.274	37.408	34.647	21.419	2'05.748	250,6	9:18'44.375
5	32.438	37.851	34.821	21.405	2'06.515	249,4	9:20'50.890
6	32.458	37.673	34.865	21.530	2'06.526	251,7	9:22'57.416
7	32.487	37.806	34.995	21.466	2'06.754	247,7	9:25'04.170

25° 77 W. TESSELS (2'06.125)

Lap	Seg.1	Seg.2	Seg.3	Seg.4	Lap Time	km/h	Local Time
1		38.145	35.121	21.844			9:12'10.946
2	32.693	37.579	34.989	21.654	2'06.915	240,0	9:14'17.861
3	32.587	38.410	34.798	21.548	2'07.343	246,6	9:16'25.204
4	32.702	37.628	34.658	21.423	2'06.411	246,6	9:18'31.615
5	32.600	37.392	34.712	21.421	2'06.125	244,9	9:20'37.740
6	32.448	37.554	34.812	21.552	2'06.366	248,3	9:22'44.106
7	32.537	38.155	34.883	21.602	2'07.177	244,9	9:24'51.283
8	32.620	37.533	35.044	21.532	2'06.729	243,2	9:26'58.012

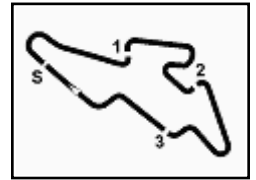
19° 96 A. IRWIN (2'05.770)

Lap	Seg.1	Seg.2	Seg.3	Seg.4	Lap Time	km/h	Local Time
-----	-------	-------	-------	-------	----------	------	------------

10/06/2018 P = Pits In/Out - C = Lap Time Cancelled

These data/results cannot be reproduced, stored and/or transmitted in whole or in part by any manner of electronic, mechanical, photocopying, recording, broadcasting or otherwise now known or herein after developed without the previous express consent by the copyright owner, except for reproduction in daily press and regular printed publications on sale to the public within 60 days of the event related to those data/results and always provided that copyright symbol appears together as follows below.

© DORNA WSBK ORGANIZATION Srl 2018



ACERBIS Czech Round, 8 - 10 June 2018

World Supersport - Chronological Analysis Warm Up

26° 44 L. MORCIANO (2'07.010)							
Lap	Seg.1	Seg.2	Seg.3	Seg.4	Lap Time	km/h	Local Time
1		40.357	35.664	21.741			9:12'33.043
2	33.282	38.273	34.781	21.769	2'08.105	242,2	9:14'41.148
3	32.794	37.664	35.017	21.695	2'07.170	242,7	9:16'48.318
4	32.841	37.691	34.996	21.656	2'07.184	239,5	9:18'55.502
5	33.065	40.463	35.046	21.705	2'10.279	240,5	9:21'05.781
6	32.869	37.573	34.906	21.662	2'07.010	240,5	9:23'12.791
7	32.751	37.612	34.903	21.757	2'07.023	239,5	9:25'19.814

27° 86 A. BADOVINI (2'07.541)							
Lap	Seg.1	Seg.2	Seg.3	Seg.4	Lap Time	km/h	Local Time
1		40.399	34.994	21.620			9:12'32.474
2	33.562	38.041	34.415	21.523	2'07.541	241,6	9:14'40.015
3	32.649	41.865	42.243	29.306	2'26.063P	242,7	9:17'06.078

28° 34 J. ITURRIOZ (2'07.581)							
Lap	Seg.1	Seg.2	Seg.3	Seg.4	Lap Time	km/h	Local Time
1		40.458	35.166	21.782			9:12'33.452
2	33.515	37.959	34.888	21.877	2'08.239	243,8	9:14'41.691
3	33.073	37.964	35.053	21.779	2'07.869	245,5	9:16'49.560
4	33.161	37.763	34.990	21.736	2'07.650	242,2	9:18'57.210
5	33.131	37.781	35.259	21.998	2'08.169C	241,6	9:21'05.379
6	33.569	37.802	35.040	21.768	2'08.179	238,9	9:23'13.558
7	32.884	37.771	35.093	21.833	2'07.581	240,5	9:25'21.139

29° 69 P. COPPA (2'10.187)							
Lap	Seg.1	Seg.2	Seg.3	Seg.4	Lap Time	km/h	Local Time
1		40.531	36.459	22.403			9:13'58.526
2	34.167	39.166	35.870	22.278	2'11.481	235,8	9:16'10.007
3	34.007	39.037	35.809	22.213	2'11.066	235,8	9:18'21.073
4	33.752	38.769	35.905	22.475	2'10.901	235,3	9:20'31.974
5	33.606	38.765	35.747	22.069	2'10.187	238,9	9:22'42.161
6	33.900	39.016	35.804	22.258	2'10.978	240,5	9:24'53.139
7	33.518	38.687	35.824	22.302	2'10.331	236,8	9:27'03.470

30° 14 M. CHALUPA							
Lap	Seg.1	Seg.2	Seg.3	Seg.4	Lap Time	km/h	Local Time
1		40.059	34.914	21.510			9:12'14.837

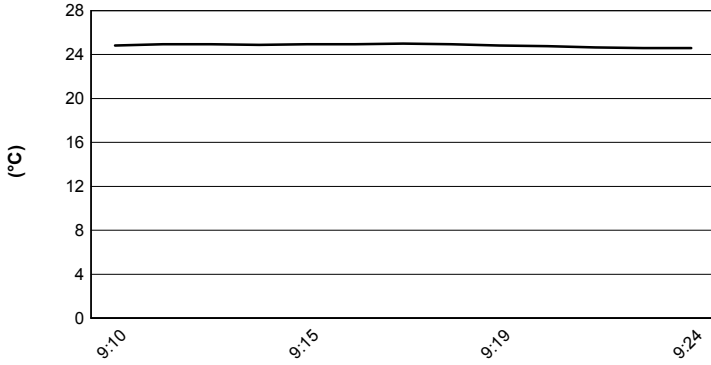
10/06/2018 P = Pits In/Out - C = Lap Time Cancelled

These data/results cannot be reproduced, stored and/or transmitted in whole or in part by any manner of electronic, mechanical, photocopying, recording, broadcasting or otherwise now known or herein after developed without the previous express consent by the copyright owner, except for reproduction in daily press and regular printed publications on sale to the public within 60 days of the event related to those data/results and always provided that copyright symbol appears together as follows below.

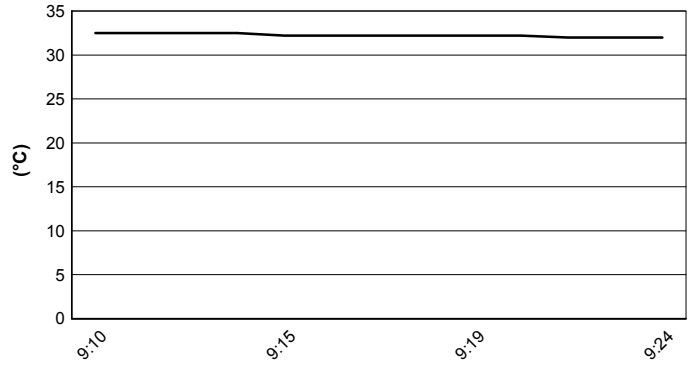
© DORNA WSBK ORGANIZATION Srl 2018

ACERBIS Czech Round, 8 - 10 June 2018
World Supersport - Weather Report Warm Up
 Session started 09:10 - Session ended 9:27

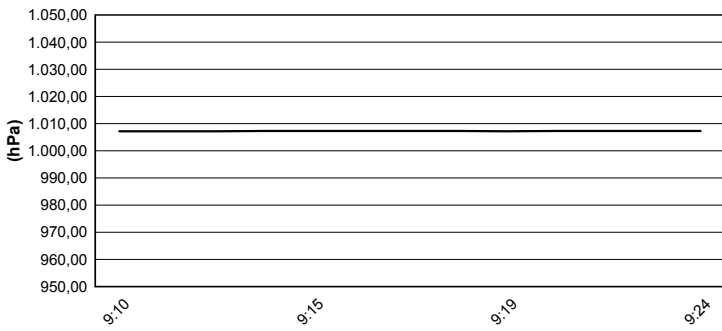
Air Temperature



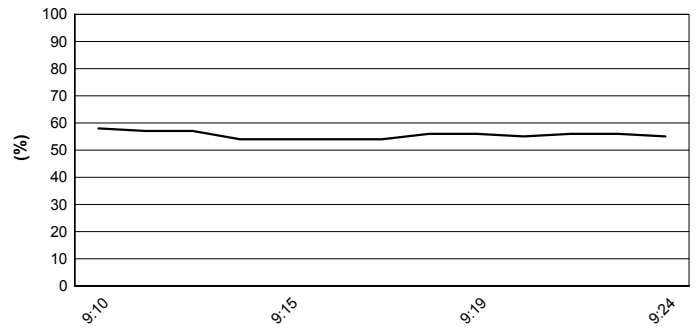
Track Temperature



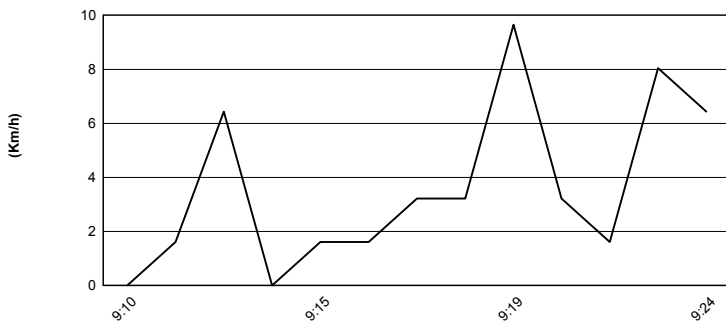
Air Pressure



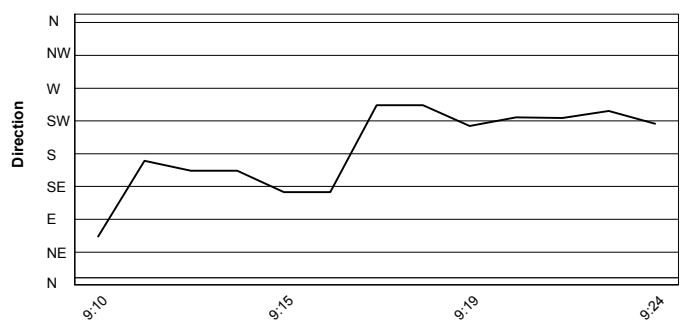
Humidity



Wind Speed



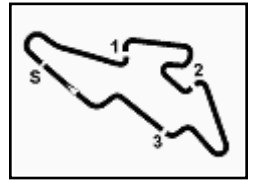
Wind Direction



10/06/2018

These data/results cannot be reproduced, stored and/or transmitted in whole or in part by any manner of electronic, mechanical, photocopying, recording, broadcasting or otherwise now known or herein after developed without the previous express consent by the copyright owner, except for reproduction in daily press and regular printed publications on sale to the public within 60 days of the event related to those data/results and always provided that copyright symbol appears together as follows below.

© DORNA WSBK ORGANIZATION Srl 2018



Automotodrom Brno 5.403 m

ACERBIS Czech Round, 8 - 10 June 2018

World Supersport - Starting Grid

16 Laps x 5,403 km = 86,448 km

1	11 CORTESE S. Yamaha 2'02.670 SP2	2	21 KRUMMENACHER R. Yamaha 2'03.274 SP2	3	16 CLUZEL J. Yamaha 2'03.323 SP2
2	3 DE ROSA R. MV Agusta 2'03.626 SP2	4	144 MAHIAS L. Yamaha 2'03.671 SP2	5	64 CARICASULO F. Yamaha 2'03.740 SP2
3	86 BADOVINI A. MV Agusta 2'04.175 SP2	7	13 WEST A. Kawasaki 2'04.381 SP2	8	32 MORAIS S. Kawasaki 2'04.411 SP2
4	36 GRADINGER T. Yamaha 2'04.465 SP2	9	111 SMITH K. Honda 2'04.482 SP2	10	78 OKUBO H. Kawasaki 2'04.716 SP2
5	38 SOOMER H. Honda 2'05.052 SP1	11	22 LAHTI E. Suzuki 2'05.163 SP1	12	47 HARTOG R. Kawasaki 2'05.193 SP1
6	96 IRWIN A. Honda 2'05.615 SP1	13	84 CRESSON L. Yamaha 2'05.641 SP1	14	19 BALDOLINI A. Honda 2'05.687 SP1
7	44 MORCIANO L. Kawasaki 2'05.915 SP1	14	65 CANDUCCI M. Honda 2'06.312 SP1	15	81 STAPLEFORD L. Yamaha 2'06.332 SP1
8	23 ENDERLEIN M. Yamaha 2'06.458 SP1	15	77 TESSELS W. Kawasaki 2'06.676 SP1	16	10 CALERO N. Kawasaki 2'06.806 SP1
9	48 MOLNAR G. Honda 2'06.808 SP1	16	34 ITURRIOZ J. Kawasaki 2'07.380 SP1	17	14 CHALUPA M. Yamaha 2'07.522 SP1
10	69 COPPA P. Honda 2'10.544 SP1	17	35 HILL S. Triumph SP1	18	15 COPPOLA A. Yamaha 2'05.232 SP1

N.74 (Van Sikkelerus J.) will not take part in the race. Declared unfit after WUP
N.15 (Coppola A.) will start from the pit lane according to Art. 1.21.23

10/06/2018 Jury President

* = Penalized

These data/results cannot be reproduced, stored and/or transmitted in whole or in part by any manner of electronic, mechanical, photocopying, recording, broadcasting or otherwise now known or herein after developed without the previous express consent by the copyright owner, except for reproduction in daily press and regular printed publications on sale to the public within 60 days of the event related to those data/results and always provided that copyright symbol appears together as follows below.

© DORNA WSBK ORGANIZATION Srl 2018

FICR PERUGIA TIMING



Official Tyre Supplier



Official Timekeeper