

ACERBIS Czech Round, 8 - 10 June 2018

World Supersport 300 - Results Race

Laps 6 = 32,418 Km - Time of Race 13'57.323 - Avg. 139,378 km/h

Pos	Race	Grid	No. Rider	Nat	Team	Bike	LL	Gap	Fastest Lap	Speed	Qualifying		Ranking		
											Time	Speed	R	Tot	Pos
1	1	55	G. HENDRA PRATAMA	INA	BIBLION YAMAHA MOTOXRACING	Yamaha YZF-R3	6		2'18.230	181,8	2'17.396	186,9	25	43	8
2	4	93	W. KHAN	NED	Nutec - Benjan - Kawasaki	Kawasaki Ninja 400	6	4.739	2'18.502	195,7	2'18.356	184,9	20	42	9
3	15	21	B. SANCHEZ	ESP	ETG Racing	Kawasaki Ninja 400	6	4.852	2'18.605	194,2	2'18.972	194,2	16	58	2
4	9	17	K. MEUFFELS	NED	KTM Fortron Junior Team	KTM RC 390 R	6	4.868	2'17.910	195,7	2'18.689	188,2	13	49	5
5	8	15	G. VAN STRAALEN	NED	KTM Fortron Racing Team	KTM RC 390 R	6	5.057	2'18.270	192,5	2'18.550	186,9	11	47	6
6	7	22	N. KALININ	UKR	GP Project Team	Kawasaki Ninja 400	6	5.287	2'19.271	191,8	2'18.515	189,1	10	33	10
7	2	95	S. DEROUÉ	NED	Motoport Kawasaki	Kawasaki Ninja 400	6	5.367	2'19.193	187,2	2'17.704	191,8	9	55	4
8	13	33	D. VALLE	ESP	BCD Yamaha MS Racing	Yamaha YZF-R3	6	5.496	2'18.745	196,0	2'18.806	190,1	8	21	14
9	17	69	M. HERRERA	ESP	BCD Yamaha MS Racing	Yamaha YZF-R3	6	5.575	2'18.770	189,8	2'19.007	188,8	7	22	13
10	11	43	L. GRUNWALD	GER	Freudenberg KTM WorldSSP Team	KTM RC 390 R	6	5.648	2'18.288	194,9	2'19.470	185,9	6	57	3
11	3	2	A. CARRASCO	ESP	DS Junior Team	Kawasaki Ninja 400	6	5.795	2'19.328	189,5	2'17.991	186,5	5	78	1
12	6	20	D. LOUREIRO	RSA	DS Junior Team	Kawasaki Ninja 400	6	6.384	2'18.431	198,2	2'18.420	196,4	4	46	7
13	10	41	J. JÄHNIG	GER	Freudenberg KTM Junior Team	KTM RC 390 R	6	6.668	2'18.911	192,9	2'18.746	194,6	3	30	12
14	19	14	E. DE LA VEGA	FRA	GP Project Team	Kawasaki Ninja 400	6	6.770	2'18.781	197,1	2'19.265	183,1	2	19	15
15	12	25	A. VERDOÏA	FRA	Samurai-YART Racing	Yamaha YZF-R3	6	7.960	2'18.751	192,2	2'20.145	187,5	1	1	26
16	22	64	H. DE CANCELLIS	FRA	Team Toth - Yart	Yamaha YZF-R3	6	13.389	2'19.499	192,5	2'19.336	191,2			
17	33	13	D. IOZZO	RSA	Racedays	Honda CBR500R	6	13.409	2'19.282	192,5	2'21.015	186,2	1	1	28
18	29	30	D. BLIN	POL	Team Toth - Yart	Yamaha YZF-R3	6	13.484	2'19.561	192,5	2'20.611	188,8			
19	25	3	T. TOPARIS	AUS	Motoport Kawasaki	Kawasaki Ninja 400	6	14.084	2'19.533	195,7	2'20.046	195,7			
20	24	27	F. ROVELLI	ITA	Kawasaki ParkinGO Team	Kawasaki Ninja 400	6	14.119	2'19.360	193,2	2'19.821	191,2	3	22	
21	27	19	L. BERNARDI	ITA	Team Trasimeno	Yamaha YZF-R3	6	14.161	2'19.590	189,8	2'20.200	188,2	6	19	
22	26	54	F. FULIGNI	ITA	GRT Yamaha WorldSSP300 Team	Yamaha YZF-R3	6	14.240	2'19.750	192,5	2'20.068	193,5			
23	23	28	D. KOOPMAN	NED	GRT Yamaha WorldSSP300 Team	Yamaha YZF-R3	6	21.938	2'20.687	188,5	2'19.603	189,1	3	23	
24	28	5	R. VOS	NED	KTM Fortron Racing Team	KTM RC 390 R	6	21.969	2'21.366	192,2	2'20.359	191,8			
25	16	99	P. GRASSIA	ITA	BIBLION YAMAHA MOTOXRACING	Yamaha YZF-R3	6	22.487	2'20.843	186,9	2'18.978	186,5	2	25	
26	30	78	J. FORAY	FRA	ETG Racing	Kawasaki Ninja 400	6	23.767	2'21.496	191,2	2'20.650	194,9			
27	35	44	S. LOCHOFF	RSA	Samurai-YART Racing	Yamaha YZF-R3	6	26.125	2'21.887	191,8	2'21.962	190,1			
28	37	37	R. KUCERA	SVK	Motoclub Balaz / KPA	Kawasaki Ninja 400	6	36.051	2'23.348	185,2	2'25.437	185,9			
29	36	58	T. FINOCCHIARO	GBR	Scuderia Maranga Racing	Honda CBR500R	6	36.126	2'22.947	190,8	2'22.109	189,5			
30	32	7	N. SETTIMO	ITA	Scuderia Maranga Racing	Honda CBR500R	6	36.418	2'22.934	185,2	2'20.793	188,8			
31	38	73	V. SCHWARZ	CZE	Motosport Schwarz Racing Team	Yamaha YZF-R3	6	51.025	2'25.287	179,7	2'25.712	183,1			
32	39	32	A. PELIKANOVA	CZE	JRT Brno Circuit	Yamaha YZF-R3	6	59.237	2'27.350	177,6	2'26.885	177,9			
33	5	81	M. GONZALEZ	ESP	Pertamina Almeria BCD Junior Team by MS	Yamaha YZF-R3	5	1 Lap	2'18.904	191,8	2'18.397	189,5			11 18
-----Not Classified-----															
NC	34	97	M. KAPPLER	GER	Freudenberg KTM WorldSSP Team	KTM RC 390 R	6	7.228	2'18.498	194,6	2'21.432	191,2	5	21	
NC	18	12	A. RUSMIPUTRO	INA	Pertamina Almeria BCD by MS Racing	Yamaha YZF-R3	6	7.406	2'19.128	194,6	2'19.067	195,7	6	20	
RET	20	96	I. PRATNA	INA	TERRA E MOTO	Yamaha YZF-R3	3	3 Laps	2'17.827	191,5	2'19.276	191,8			
RET	31	79	T. ALONSO	POR	Samurai-YART Racing	Yamaha YZF-R3	2	4 Laps		191,2	2'20.775	190,1			
RET	21	71	T. EDWARDS	AUS	Nutec - Benjan - Kawasaki	Kawasaki Ninja 400	0				2'19.283	191,8	1	27	

AIR	Humidity:	56%	Temp:	25°C
TRACK	Condition:	Dry	Temp:	40°C

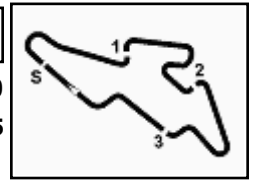
Records	Pole (SP2)	2018	G.Hendra Pratama	2'17.396
	141,57 Km/h			
	Circuit (WUP)	2018	G.Hendra Pratama	2'17.329
	141,64 Km/h			
Race Fastest Lap	(New Record)	Lap 3	I.Pratna	2'17.827 141,12 Km/h

Start 14:21 End 14:44 The results are provisional until the end of the time limit for protests and appeals and the completion of the technical checks.

10/06/2018
These data/results cannot be reproduced, stored and/or transmitted in whole or in part by any manner of electronic, mechanical, photocopying, recording, broadcasting or otherwise now known or herein after developed without the previous express consent by the copyright owner, except for reproduction in daily press and regular printed publications on sale to the public within 60 days of the event related to those data/results and always provided that copyright symbol appears together as follows below.

© DORNA WSBK ORGANIZATION Srl 2018





ACERBIS Czech Round, 8 - 10 June 2018

World Supersport 300 - Results Race

LAP LEADERS				
No. Rider	From	To	Laps	Total
55 G. HENDRA PRATAMA	1	6	6	6

TOTAL LEADER LAPS				
No. Rider	Laps			
2 A. CARRASCO	26	95	S. DEROUE	1
17 K. MEUFFELS	10			
8 M. PEREZ	7			
55 G. HENDRA PRATAMA	6			
15 G. VAN STRAALLEN	1			
22 N. KALININ	1			
43 L. GRUNWALD	1			

Race Highlights

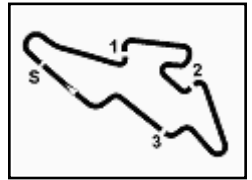
Time	No. Rider	Description
14.18.21		Warm-up Lap Start
14.21.54		Start
14.23.04	71 Edwards	Crashed - Turn 7
14.24.21	71 Edwards	Out
14.26.17	79 Alonso	Technical Problem - Turn 12
14.26.42	79 Alonso	Entered Pits
14.27.20	81 Gonzalez	Technical Problem - Turn 3
14.27.32	81 Gonzalez	Re-joined
14.28.25	79 Alonso	Retired
14.28.52		No Jump Start
14.29.28	81 Gonzalez	Entered Pits
14.31.13	96 Pratna	Crashed - Turn 14
14.32.12	96 Pratna	Out
14.37.19	12 Rusmiputro	Crashed - Turn 9
14.37.19	97 Kappler	Crashed - Turn 9
14.38.03		RED FLAG
14.39.10		Race Completed
14.44.30	97 Kappler	Out
14.44.36	12 Rusmiputro	Out
14.44.47		End Of Session
14.46.34	12 Rusmiputro	Medical Centre

10/06/2018 14:21 14:44 The results are provisional until the end of the time limit for protests and appeals and the completion of the technical checks.

These data/results cannot be reproduced, stored and/or transmitted in whole or in part by any manner of electronic, mechanical, photocopying, recording, broadcasting or otherwise now known or herein after developed without the previous express consent by the copyright owner, except for reproduction in daily press and regular printed publications on sale to the public within 60 days of the event related to those data/results and always provided that copyright symbol appears together as follows below.

© DORNA WSBK ORGANIZATION Srl 2018





Automotodrom Brno 5.403 m

ACERBIS Czech Round, 8 - 10 June 2018

World Supersport 300 - Lap Chart Race

1 / 2

Lap						
	1	2	3	4	5	6
1	55	55	55	55	55	55
2	95	95	2	2	93	93
3	2	2	69	69	22	21
4	22	22	95	95	2	17
5	81	15	15	93	69	15
6	69	81	22	22	95	22
7	15	69	21	21	21	95
8	41	17	17	43	17	33
9	43	21	93	15	33	69
10	33	41	43	33	43	43
11	21	93	96	17	15	2
12	17	43	41	20	20	20
13	93	33	33	14	14	41
14	96	14	14	41	41	14
15	12	25	20	12	97	97
16	14	96	12	97	12	12
17	25	12	25	25	25	25
18	64	20	97	64	13	64
19	19	19	64	27	64	13
20	30	13	13	13	19	30
21	20	30	30	30	30	3
22	13	97	27	19	27	27
23	97	64	19	3	3	19
24	27	27	3	54	54	54
25	54	3	54	99	5	28
26	3	54	99	5	99	5
27	99	99	5	28	28	99
28	5	5	78	78	78	78
29	78	44	28	44	44	44
30	79	28	44	37	37	37
31	44	78	37	58	7	58
32	37	37	7	7	58	7
33	28	7	58	73	73	73
34	73	58	73	32	32	32
35	7	73	32	81	81	
36	58	32	81			
37	32	79				

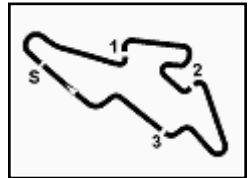
Final Result		
1	55 G. HENDRA PRATAMA	Laps 6
2	93 W. KHAN	4.739
3	21 B. SANCHEZ	4.852
4	17 K. MEUFFELS	4.868
5	15 G. VAN STRAALLEN	5.057
6	22 N. KALININ	5.287
7	95 S. DEROUE	5.367
8	33 D. VALLE	5.496
9	69 M. HERRERA	5.575
10	43 L. GRUNWALD	5.648
11	2 A. CARRASCO	5.795
12	20 D. LOUREIRO	6.384
13	41 J. JÄHNIG	6.668
14	14 E. DE LA VEGA	6.770
15	25 A. VERDOIA	7.960
16	64 H. DE CANCELLIS	13.389
17	13 D. IOZZO	13.409
18	30 D. BLIN	13.484
19	3 T. TOPARIS	14.084
20	27 F. ROVELLI	14.119
21	19 L. BERNARDI	14.161
22	54 F. FULIGNI	14.240
23	28 D. KOOPMAN	21.938
24	5 R. VOS	21.969
25	99 P. GRASSIA	22.487
26	78 J. FORAY	23.767
27	44 S. LOCHOFF	26.125
28	37 R. KUCERA	36.051
29	58 T. FINOCCHIARO	36.126
30	7 N. SETTIMO	36.418
31	73 V. SCHWARZ	51.025
32	32 A. PELIKANOVA	59.237
33	81 M. GONZALEZ	1 Lap
NC	97 M. KAPPLER	7.228
NC	12 A. RUSMIPUTRO	7.406
RET	96 I. PRATNA	3 Laps
RET	79 T. ALONSO	4 Laps
RET	71 T. EDWARDS	

10/06/2018

These data/results cannot be reproduced, stored and/or transmitted in whole or in part by any manner of electronic, mechanical, photocopying, recording, broadcasting or otherwise now known or herein after developed without the previous express consent by the copyright owner, except for reproduction in daily press and regular printed publications on sale to the public within 60 days of the event related to those data/results and always provided that copyright symbol appears together as follows below.

© DORNA WSBK ORGANIZATION Srl 2018





ACERBIS Czech Round, 8 - 10 June 2018

World Supersport 300 - Lap Chart Race

Lap 1			Lap 3			Lap 5		
1	55	G.Hendra Pratama 14:23'59.458	1	55	G.Hendra Pratama 14:28'36.122	1	55	G.Hendra Pratama 14:33'13.692
2	95	S.Deroue 0.941	2	2	A.Carrasco 3.138	2	93	W.Khan 4.589
3	2	A.Carrasco 1.040	3	69	M.Herrera 3.147	3	22	N.Kalinin 4.848
4	22	N.Kalinin 1.317	4	95	S.Deroue 3.219	4	2	A.Carrasco 4.878
5	81	M.Gonzalez 1.386	5	15	G.van Straalen 3.391	5	69	M.Herrera 5.204
6	69	M.Herrera 2.194	6	22	N.Kalinin 3.449	6	95	S.Deroue 5.222
7	15	G.van Straalen 2.282	7	21	B.Sanchez 3.511	7	21	B.Sanchez 5.295
8	41	J.Jähnig 2.394	8	17	K.Meuffels 3.621	8	17	K.Meuffels 5.308
9	43	L.Grunwald 2.506	9	93	W.Khan 3.900	9	33	D.Valle 5.447
10	33	D.Valle 2.685	10	43	L.Grunwald 3.913	10	43	L.Grunwald 5.747
11	21	B.Sanchez 2.743	11	96	I.Pratna 4.089	11	15	G.van Straalen 5.835
12	17	K.Meuffels 3.168	12	41	J.Jähnig 4.753	12	20	D.Loureiro 5.934
13	93	W.Khan 3.218	13	33	D.Valle 4.869	13	14	E.De La Vega 6.135
14	96	I.Pratna 3.526	14	14	E.De La Vega 5.008	14	41	J.Jähnig 6.805
15	12	A.Rusmiputro 3.577	15	20	D.Loureiro 5.123	15	97	M.Kappler 6.897
16	14	E.De La Vega 3.705	16	12	A.Rusmiputro 5.534	16	12	A.Rusmiputro 6.976
17	25	A.Verdoia 4.037	17	25	A.Verdoia 5.722	17	25	A.Verdoia 7.346
18	64	H.De Cancellis 4.309	18	97	M.Kappler 6.363	18	13	D.Iozzo 11.102
19	19	L.Bernardi 4.464	19	64	H.De Cancellis 7.289	19	64	H.De Cancellis 11.142
20	30	D.Blin 4.697	20	13	D.Iozzo 7.548	20	19	L.Bernardi 11.179
21	20	D.Loureiro 4.712	21	30	D.Blin 7.662	21	30	D.Blin 11.310
22	13	D.Iozzo 4.932	22	27	F.Rovelli 7.697	22	27	F.Rovelli 11.664
23	97	M.Kappler 5.227	23	19	L.Bernardi 8.097	23	3	T.Toparis 11.820
24	27	F.Rovelli 5.437	24	3	T.Toparis 8.318	24	54	F.Fuligni 11.896
25	54	F.Fuligni 5.821	25	54	F.Fuligni 8.705	25	5	R.Vos 19.065
26	3	T.Toparis 5.845	26	99	P.Grassia 11.829	26	99	P.Grassia 19.353
27	99	P.Grassia 6.290	27	5	R.Vos 12.553	27	28	D.Koopman 19.842
28	5	R.Vos 6.393	28	78	J.Foray 15.126	28	78	J.Foray 20.797
29	78	J.Foray 6.953	29	28	D.Koopman 15.343	29	44	S.Lochoff 22.673
30	79	T.Alonso 7.325	30	44	S.Lochoff 15.696	30	37	R.Kucera 30.225
31	44	S.Lochoff 7.385	31	37	R.Kucera 19.319	31	7	N.Settimo 30.458
32	37	R.Kucera 8.681	32	7	N.Settimo 19.368	32	58	T.Finocchiaro 30.514
33	28	D.Koopman 8.769	33	58	T.Finocchiaro 19.665	33	73	V.Schwarz 42.562
34	73	V.Schwarz 9.112	34	73	V.Schwarz 24.864	34	32	A.Pelikanova 50.471
35	7	N.Settimo 9.133	35	32	A.Pelikanova 32.075	35	81	M.Gonzalez
36	58	T.Finocchiaro 9.305	36	81	M.Gonzalez 55.588			
37	32	A.Pelikanova 12.775						

Lap 2			Lap 4			Lap 6		
1	55	G.Hendra Pratama 14:26'17.892	1	55	G.Hendra Pratama 14:30'54.438	1	55	G.Hendra Pratama 14:35'32.740
2	95	S.Deroue 1.842	2	2	A.Carrasco 4.252	2	93	W.Khan 4.739
3	2	A.Carrasco 1.934	3	69	M.Herrera 4.315	3	21	B.Sanchez 4.852
4	22	N.Kalinin 2.154	4	95	S.Deroue 4.459	4	17	K.Meuffels 4.868
5	15	G.van Straalen 2.244	5	93	W.Khan 4.516	5	15	G.van Straalen 5.057
6	81	M.Gonzalez 2.345	6	22	N.Kalinin 4.739	6	22	N.Kalinin 5.287
7	69	M.Herrera 2.530	7	21	B.Sanchez 4.889	7	95	S.Deroue 5.367
8	17	K.Meuffels 2.644	8	43	L.Grunwald 4.986	8	33	D.Valle 5.496
9	21	B.Sanchez 3.027	9	15	G.van Straalen 5.265	9	69	M.Herrera 5.575
10	41	J.Jähnig 3.575	10	33	D.Valle 5.298	10	43	L.Grunwald 5.648
11	93	W.Khan 3.628	11	17	K.Meuffels 5.507	11	2	A.Carrasco 5.795
12	43	L.Grunwald 3.855	12	20	D.Loureiro 6.308	12	20	D.Loureiro 6.384
13	33	D.Valle 3.894	13	14	E.De La Vega 6.392	13	41	J.Jähnig 6.668
14	14	E.De La Vega 4.052	14	41	J.Jähnig 6.434	14	14	E.De La Vega 6.770
15	25	A.Verdoia 4.354	15	12	A.Rusmiputro 6.444	15	97	M.Kappler 7.228
16	96	I.Pratna 4.492	16	97	M.Kappler 6.545	16	12	A.Rusmiputro 7.406
17	12	A.Rusmiputro 4.636	17	25	A.Verdoia 6.828	17	25	A.Verdoia 7.960
18	20	D.Loureiro 4.709	18	64	H.De Cancellis 9.653	18	64	H.De Cancellis 13.389
19	19	L.Bernardi 5.620	19	27	F.Rovelli 9.779	19	13	D.Iozzo 13.409
20	13	D.Iozzo 5.780	20	13	D.Iozzo 9.942	20	30	D.Blin 13.484
21	30	D.Blin 5.824	21	30	D.Blin 10.055	21	3	T.Toparis 14.084
22	97	M.Kappler 5.838	22	19	L.Bernardi 10.151	22	27	F.Rovelli 14.119
23	64	H.De Cancellis 6.020	23	3	T.Toparis 10.306	23	19	L.Bernardi 14.161
24	27	F.Rovelli 6.363	24	54	F.Fuligni 10.429	24	54	F.Fuligni 14.240
25	3	T.Toparis 7.015	25	99	P.Grassia 15.657	25	28	D.Koopman 21.938
26	54	F.Fuligni 7.185	26	5	R.Vos 16.126	26	5	R.Vos 21.969
27	99	P.Grassia 8.699	27	28	D.Koopman 18.079	27	99	P.Grassia 22.487
28	5	R.Vos 9.325	28	78	J.Foray 18.555	28	78	J.Foray 23.767
29	44	S.Lochoff 10.838	29	44	S.Lochoff 19.941	29	44	S.Lochoff 26.125
30	28	D.Koopman 11.022	30	37	R.Kucera 25.122	30	37	R.Kucera 36.051
31	78	J.Foray 11.346	31	58	T.Finocchiaro 25.239	31	58	T.Finocchiaro 36.126
32	37	R.Kucera 13.595	32	7	N.Settimo 25.395	32	7	N.Settimo 36.418
33	7	N.Settimo 13.633	33	73	V.Schwarz 34.520	33	73	V.Schwarz 51.025
34	58	T.Finocchiaro 13.818				34	32	A.Pelikanova 59.237
35	73	V.Schwarz 15.965						

10/06/2018

These data/results cannot be reproduced, stored and/or transmitted in whole or in part by any manner of electronic, mechanical, photocopying, recording, broadcasting or otherwise now known or herein after developed without the previous express consent by the copyright owner, except for reproduction in daily press and regular printed publications on sale to the public within 60 days of the event related to those data/results and always provided that copyright symbol appears together as follows below.

© DORNA WSBK ORGANIZATION Srl 2018



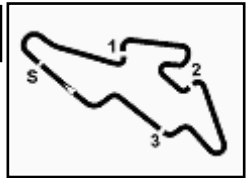
Official Fuel Supplier



Official Tyre Supplier



Official Timekeeper



ACERBIS Czech Round, 8 - 10 June 2018

World Supersport 300 - Best Sectors & Speed Race

Automotodrom Brno 5.403 m

RESULTS

Pos	Rank	Name	Motorcycle	Laps
1	55	G. HENDRA PRATAMA	Yamaha YZF-R3	6
2	93	W. KHAN	Kawasaki Ninja 400	4.739
3	21	B. SANCHEZ	Kawasaki Ninja 400	4.852
4	17	K. MEUFFELS	KTM RC 390 R	4.868
5	15	G. VAN STRAALEN	KTM RC 390 R	5.057
6	22	N. KALININ	Kawasaki Ninja 400	5.287
7	95	S. DEROUE	Kawasaki Ninja 400	5.367
8	33	D. VALLE	Yamaha YZF-R3	5.496
9	69	M. HERRERA	Yamaha YZF-R3	5.575
10	43	L. GRUNWALD	KTM RC 390 R	5.648
11	2	A. CARRASCO	Kawasaki Ninja 400	5.795
12	20	D. LOUREIRO	Kawasaki Ninja 400	6.384
13	41	J. JÄHNIG	KTM RC 390 R	6.668
14	14	E. DE LA VEGA	Kawasaki Ninja 400	6.770
15	25	A. VERDOÍA	Yamaha YZF-R3	7.960
16	64	H. DE CANCELLIS	Yamaha YZF-R3	13.389
17	13	D. IOZZO	Honda CBR500R	13.409
18	30	D. BLIN	Yamaha YZF-R3	13.484
19	3	T. TOPARIS	Kawasaki Ninja 400	14.084
20	27	F. ROVELLI	Kawasaki Ninja 400	14.119
21	19	L. BERNARDI	Yamaha YZF-R3	14.161
22	54	F. FULIGNI	Yamaha YZF-R3	14.240
23	28	D. KOOPMAN	Yamaha YZF-R3	21.938
24	5	R. VOS	KTM RC 390 R	21.969
25	99	P. GRASSIA	Yamaha YZF-R3	22.487
26	78	J. FORAY	Kawasaki Ninja 400	23.767
27	44	S. LOCHOFF	Yamaha YZF-R3	26.125
28	37	R. KUCERA	Kawasaki Ninja 400	36.051
29	58	T. FINOCCHIARO	Honda CBR500R	36.126
30	7	N. SETTIMO	Honda CBR500R	36.418
31	73	V. SCHWARZ	Yamaha YZF-R3	51.025
32	32	A. PELIKANOVA	Yamaha YZF-R3	59.237
33	81	M. GONZALEZ	Yamaha YZF-R3	1 Lap
NC	97	M. KAPPLER	KTM RC 390 R	7.228
NC	12	A. RUSMIPUTRO	Yamaha YZF-R3	7.406
RET	96	I. PRATNA	Yamaha YZF-R3	3 Laps
RET	79	T. ALONSO	Yamaha YZF-R3	4 Laps
RET	71	T. EDWARDS	Kawasaki Ninja 400	

SPEED

Pos	Rank	Name	Motorcycle	Time
1	20	D. LOUREIRO	Kawasaki Ninja 400	198,2
2	14	E. DE LA VEGA	Kawasaki Ninja 400	197,1
3	33	D. VALLE	Yamaha YZF-R3	196,0
4	17	K. MEUFFELS	KTM RC 390 R	195,7
5	93	W. KHAN	Kawasaki Ninja 400	195,7
6	3	T. TOPARIS	Kawasaki Ninja 400	195,7
7	43	L. GRUNWALD	KTM RC 390 R	194,9
8	12	A. RUSMIPUTRO	Yamaha YZF-R3	194,6
9	97	M. KAPPLER	KTM RC 390 R	194,6
10	21	B. SANCHEZ	Kawasaki Ninja 400	194,2
11	27	F. ROVELLI	Kawasaki Ninja 400	193,2
12	41	J. JÄHNIG	KTM RC 390 R	192,9
13	30	D. BLIN	Yamaha YZF-R3	192,5
14	13	D. IOZZO	Honda CBR500R	192,5
15	64	H. DE CANCELLIS	Yamaha YZF-R3	192,5
16	15	G. VAN STRAALEN	KTM RC 390 R	192,5
17	54	F. FULIGNI	Yamaha YZF-R3	192,5
18	25	A. VERDOÍA	Yamaha YZF-R3	192,2
19	5	R. VOS	KTM RC 390 R	192,2
20	44	S. LOCHOFF	Yamaha YZF-R3	191,8
21	81	M. GONZALEZ	Yamaha YZF-R3	191,8
22	22	N. KALININ	Kawasaki Ninja 400	191,8
23	96	I. PRATNA	Yamaha YZF-R3	191,5
24	78	J. FORAY	Kawasaki Ninja 400	191,2
25	79	T. ALONSO	Yamaha YZF-R3	191,2
26	58	T. FINOCCHIARO	Honda CBR500R	190,8
27	69	M. HERRERA	Yamaha YZF-R3	189,8
28	19	L. BERNARDI	Yamaha YZF-R3	189,8
29	2	A. CARRASCO	Kawasaki Ninja 400	189,5
30	28	D. KOOPMAN	Yamaha YZF-R3	188,5
31	95	S. DEROUE	Kawasaki Ninja 400	187,2
32	99	P. GRASSIA	Yamaha YZF-R3	186,9
33	37	R. KUCERA	Kawasaki Ninja 400	185,2
34	7	N. SETTIMO	Honda CBR500R	185,2
35	55	G. HENDRA PRATAMA	Yamaha YZF-R3	181,8
36	73	V. SCHWARZ	Yamaha YZF-R3	179,7
37	32	A. PELIKANOVA	Yamaha YZF-R3	177,6

SEG. 1

1	17	K. MEUFFELS	36.453
2	25	A. VERDOÍA	36.469
3	96	I. PRATNA	36.483
4	21	B. SANCHEZ	36.499
5	20	D. LOUREIRO	36.509
6	15	G. VAN STRAALEN	36.551
7	14	E. DE LA VEGA	36.570
8	33	D. VALLE	36.583
9	13	D. IOZZO	36.715
10	69	M. HERRERA	36.722
11	93	W. KHAN	36.744
12	12	A. RUSMIPUTRO	36.778
13	43	L. GRUNWALD	36.806
14	27	F. ROVELLI	36.851
15	3	T. TOPARIS	36.853
16	41	J. JÄHNIG	36.889
17	97	M. KAPPLER	36.890
18	81	M. GONZALEZ	36.905
19	95	S. DEROUE	36.949
20	2	A. CARRASCO	36.993
21	54	F. FULIGNI	36.993
22	19	L. BERNARDI	37.032
23	55	G. HENDRA PRATAMA	37.079
24	22	N. KALININ	37.113
25	64	H. DE CANCELLIS	37.160
26	30	D. BLIN	37.171
27	79	T. ALONSO	37.289
28	99	P. GRASSIA	37.304
29	5	R. VOS	37.364
30	28	D. KOOPMAN	37.466
31	78	J. FORAY	37.592
32	44	S. LOCHOFF	37.611
33	7	N. SETTIMO	37.992
34	37	R. KUCERA	38.042
35	58	T. FINOCCHIARO	38.206
36	73	V. SCHWARZ	38.498
37	32	A. PELIKANOVA	39.132
38	71	T. EDWARDS	43.769

SEG. 2

1	55	G. HENDRA PRATAMA	39.446
2	93	W. KHAN	39.561
3	69	M. HERRERA	39.580
4	15	G. VAN STRAALEN	39.660
5	81	M. GONZALEZ	39.745
6	96	I. PRATNA	39.751
7	17	K. MEUFFELS	39.790
8	43	L. GRUNWALD	39.792
9	21	B. SANCHEZ	39.793
10	95	S. DEROUE	39.835
11	20	D. LOUREIRO	39.840
12	2	A. CARRASCO	39.845
13	33	D. VALLE	39.847
14	97	M. KAPPLER	39.886
15	14	E. DE LA VEGA	39.909
16	64	H. DE CANCELLIS	39.911
17	13	D. IOZZO	39.917
18	22	N. KALININ	39.917
19	30	D. BLIN	40.007
20	41	J. JÄHNIG	40.066
21	19	L. BERNARDI	40.072
22	12	A. RUSMIPUTRO	40.150
23	3	T. TOPARIS	40.232
24	28	D. KOOPMAN	40.262
25	25	A. VERDOÍA	40.289
26	54	F. FULIGNI	40.335
27	99	P. GRASSIA	40.357
28	5	R. VOS	40.526
29	27	F. ROVELLI	40.678
30	78	J. FORAY	40.716
31	44	S. LOCHOFF	40.766
32	37	R. KUCERA	40.873
33	7	N. SETTIMO	40.902
34	58	T. FINOCCHIARO	40.925
35	79	T. ALONSO	41.001
36	73	V. SCHWARZ	41.857
37	32	A. PELIKANOVA	42.223

SEG. 3

1	69	M. HERRERA	37.182
2	55	G. HENDRA PRATAMA	37.226
3	17	K. MEUFFELS	37.229
4	15	G. VAN STRAALEN	37.330
5	96	I. PRATNA	37.370
6	22	N. KALININ	37.377
7	33	D. VALLE	37.424
8	21	B. SANCHEZ	37.438
9	41	J. JÄHNIG	37.483
10	97	M. KAPPLER	37.515
11	93	W. KHAN	37.526
12	14	E. DE LA VEGA	37.526
13	43	L. GRUNWALD	37.530
14	25	A. VERDOÍA	37.531
15	95	S. DEROUE	37.533
16	20	D. LOUREIRO	37.538
17	2	A. CARRASCO	37.601
18	12	A. RUSMIPUTRO	37.622
19	81	M. GONZALEZ	37.642
20	19	L. BERNARDI	37.650
21	3	T. TOPARIS	37.671
22	30	D. BLIN	37.684
23	54	F. FULIGNI	37.720
24	64	H. DE CANCELLIS	37.800
25	13	D. IOZZO	37.925
26	28	D. KOOPMAN	37.992
27	99	P. GRASSIA	38.051
28	27	F. ROVELLI	38.053
29	44	S. LOCHOFF	38.177
30	78	J. FORAY	38.190
31	5	R. VOS	38.245
32	58	T. FINOCCHIARO	38.402
33	79	T. ALONSO	38.419
34	37	R. KUCERA	38.805
35	7	N. SETTIMO	38.911
36	73	V. SCHWARZ	39.259
37	32	A. PELIKANOVA	39.969

SEG. 4

1	17	K. MEUFFELS	23.948
2	2	A. CARRASCO	23.990
3	21	B. SANCHEZ	23.995
4	43	L. GRUNWALD	24.030
5	97	M. KAPPLER	24.071
6	20	D. LOUREIRO	24.076
7	14	E. DE LA VEGA	24.096
8	15	G. VAN STRAALEN	24.164
9	69	M. HERRERA	24.177
10	93	W. KHAN	24.178
11	12	A. RUSMIPUTRO	24.206
12	27	F. ROVELLI	24.221
13	33	D. VALLE	24.221
14	96	I. PRATNA	24.223
15	81	M. GONZALEZ	24.227
16	41	J. JÄHNIG	24.234
17	22	N. KALININ	24.248
18	95	S. DEROUE	24.298
19	64	H. DE CANCELLIS	24.338
20	25	A. VERDOÍA	24.350
21	55	G. HENDRA PRATAMA	24.408
22	30	D. BLIN	24.427
23	13	D. IOZZO	24.441
24	3	T. TOPARIS	24.482
25	54	F. FULIGNI	24.502
26	19	L. BERNARDI	24.511
27	5	R. VOS	24.533
28	78	J. FORAY	24.664
29	28	D. KOOPMAN	24.731
30	99	P. GRASSIA	24.768
31	44	S. LOCHOFF	24.788
32	79	T. ALONSO	24.944
33	58	T. FINOCCHIARO	25.029
34	7	N. SETTIMO	25.109
35	37	R. KUCERA	25.207
36	73	V. SCHWARZ	25.380
37	32	A. PELIKANOVA	25.837

10/06/2018

These data/results cannot be reproduced, stored and/or transmitted in whole or in part by any manner of electronic, mechanical, photocopying, recording, broadcasting or otherwise now known or herein after developed without the previous express consent by the copyright owner, except for reproduction in daily press and regular printed publications on sale to the public within 60 days of the event related to those data/results and always provided that copyright symbol appears together as follows below.

© DORNA WSBK ORGANIZATION Srl 2018



Official Fuel Supplier

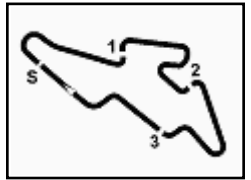


FICR PERUGIA TIMING

Official Tyre Supplier



Official Timekeeper



Automotodrom Brno 5.403 m

ACERBIS Czech Round, 8 - 10 June 2018

World Supersport 300 - Chronological Analysis Race

Start at 14:21'35.417

1 / 3

1° 55 G. HENDRA PRATAMA (2'18.230)							
Lap	Seg.1	Seg.2	Seg.3	Seg.4	Lap Time	km/h	Local Time
1		39.617	37.369	24.429	2'24.041		14:23'59.458
2	37.102	39.520	37.251	24.561	2'18.434	181,8	14:26'17.892
3	37.123	39.473	37.226	24.408	2'18.230	180,9	14:28'36.122
4	37.079	39.446	37.333	24.458	2'18.316	180,0	14:30'54.438
5	37.293	39.595	37.497	24.869	2'19.254	179,1	14:33'13.692
6	37.197	39.644	37.513	24.694	2'19.048	178,8	14:35'32.740
7	37.128	39.598	37.423	24.664	2'18.813C	178,2	14:37'51.553

2	37.240	39.999	37.728	24.368	2'19.335	185,9	14:26'19.734
3	37.261	40.107	37.533	24.706	2'19.607	184,9	14:28'39.341
4	37.217	40.113	37.780	24.446	2'19.556	185,6	14:30'58.897
5	37.530	39.835	37.912	24.740	2'20.017	182,7	14:33'18.914
6	36.949			24.341	2'19.193	187,2	14:35'38.107
7	37.221	40.104	37.546	24.543	2'19.414C	194,9	14:37'57.521

2° 93 W. KHAN (2'18.502)							
Lap	Seg.1	Seg.2	Seg.3	Seg.4	Lap Time	km/h	Local Time
1		41.369	37.526	24.892	2'27.259		14:24'02.676
2	36.880	40.231	37.555	24.178	2'18.844	191,2	14:26'21.520
3	36.744	39.887	37.632	24.239	2'18.502	193,9	14:28'40.022
4	37.208	39.945	37.587	24.192	2'18.932	195,7	14:30'58.954
5	37.146	39.587	38.081	24.513	2'19.327	186,9	14:33'18.281
6	37.242	39.561	37.864	24.531	2'19.198	183,4	14:35'37.479
7	36.961	39.933	37.856	24.652	2'19.402C	182,1	14:37'56.881

8° 33 D. VALLE (2'18.745)							
Lap	Seg.1	Seg.2	Seg.3	Seg.4	Lap Time	km/h	Local Time
1		40.930	37.740	24.531	2'26.726		14:24'02.143
2	37.243	40.636	37.537	24.227	2'19.643	189,8	14:26'21.786
3	36.782	40.289	37.814	24.320	2'19.205	196,0	14:28'40.991
4	36.583	40.517	37.424	24.221	2'18.745	192,9	14:30'59.736
5	37.371	39.847	37.681	24.504	2'19.403	190,8	14:33'19.139
6	36.849	40.227	37.688	24.333	2'19.097	191,2	14:35'38.236
7	37.546	40.445	37.625	24.366	2'19.982C	191,8	14:37'58.218

3° 21 B. SANCHEZ (2'18.605)							
Lap	Seg.1	Seg.2	Seg.3	Seg.4	Lap Time	km/h	Local Time
1		41.138	37.527	24.254	2'26.784		14:24'02.201
2	36.634	40.338	37.613	24.133	2'18.718	192,9	14:26'20.919
3	36.499	40.336	37.438	24.441	2'18.714	194,2	14:28'39.633
4	37.392	40.859	37.448	23.995	2'19.694	188,2	14:30'59.327
5	37.461	40.023	37.686	24.490	2'19.660	192,9	14:33'18.987
6	36.639	39.793	37.735	24.438	2'18.605	186,9	14:35'37.592
7	36.985	40.030	37.673	24.965	2'19.653C	184,3	14:37'57.245

9° 69 M. HERRERA (2'18.770)							
Lap	Seg.1	Seg.2	Seg.3	Seg.4	Lap Time	km/h	Local Time
1		41.028	37.420	24.177	2'26.235		14:24'01.652
2	37.249	39.880	37.295	24.346	2'18.770	183,7	14:26'20.422
3	36.722	40.387	37.182	24.556	2'18.847	189,8	14:28'39.269
4	37.539	39.580	37.559	24.806	2'19.484	182,1	14:30'58.753
5	37.050	40.007	37.821	25.265	2'20.143	181,8	14:33'18.896
6	37.204	40.244	37.639	24.332	2'19.419	181,2	14:35'38.315
7	36.892	39.781	37.433	25.182	2'19.288C	189,8	14:37'57.603

4° 17 K. MEUFFELS (2'17.910)							
Lap	Seg.1	Seg.2	Seg.3	Seg.4	Lap Time	km/h	Local Time
1		41.281	37.754	24.228	2'27.209		14:24'02.626
2	36.453	40.280	37.229	23.948	2'17.910	195,7	14:26'20.536
3	37.202	40.132	37.454	24.419	2'19.207	195,7	14:28'39.743
4	37.616	40.733	37.862	23.991	2'20.202	194,6	14:30'59.945
5	36.726	40.006	37.573	24.750	2'19.055	195,7	14:33'19.000
6	36.760	39.790	37.661	24.397	2'18.608	189,1	14:35'37.608
7	37.101	40.493	37.409	24.707	2'19.710C	185,6	14:37'57.318

10° 43 L. GRUNWALD (2'18.288)							
Lap	Seg.1	Seg.2	Seg.3	Seg.4	Lap Time	km/h	Local Time
1				24.612	2'26.547		14:24'01.964
2	37.429	40.366	37.632	24.356	2'19.783	194,9	14:26'21.747
3	36.806	39.792	37.530	24.160	2'18.288	194,2	14:28'40.035
4	37.167	40.368	37.611	24.243	2'19.389	192,2	14:30'59.424
5	37.415	40.140	37.941	24.519	2'20.015	194,9	14:33'19.439
6	36.906	40.076	37.937	24.030	2'18.949	190,5	14:35'38.388
7	37.151	40.280	37.335	24.471	2'19.237C	190,8	14:37'57.625

5° 15 G. VAN STRAALLEN (2'18.270)							
Lap	Seg.1	Seg.2	Seg.3	Seg.4	Lap Time	km/h	Local Time
1		40.749	37.641	24.482	2'26.323		14:24'01.740
2	36.917	39.660	37.618	24.201	2'18.396	187,8	14:26'20.136
3	36.882	40.462	37.490	24.543	2'19.377	192,2	14:28'39.513
4	37.453	40.751	37.701	24.285	2'20.190	188,5	14:30'59.703
5	37.366	40.160	37.471	24.827	2'19.824	191,5	14:33'19.527
6	36.551	40.225	37.330	24.164	2'18.270	192,5	14:35'37.797
7	36.775	39.621	38.175	24.645	2'19.216C	191,8	14:37'57.013

11° 2 A. CARRASCO (2'19.328)							
Lap	Seg.1	Seg.2	Seg.3	Seg.4	Lap Time	km/h	Local Time
1		40.258	37.786	24.239	2'25.081		14:24'00.498
2	36.993	39.979	38.059	24.297	2'19.328	189,5	14:26'19.826
3	37.027	40.017	37.601	24.789	2'19.434	188,5	14:28'39.260
4	37.128	39.845	37.610	24.847	2'19.430	184,6	14:30'58.690
5	37.226	40.164	37.945	24.545	2'19.880	184,3	14:33'18.570
6	37.555	40.536	37.884	23.990	2'19.965	187,2	14:35'38.535
7	36.877	40.491	37.544	24.244	2'19.156C	197,8	14:37'57.691

6° 22 N. KALININ (2'19.271)							
Lap	Seg.1	Seg.2	Seg.3	Seg.4	Lap Time	km/h	Local Time
1		40.251	37.757	24.274	2'25.358		14:24'00.775
2	37.113	40.023	37.887	24.248	2'19.271	189,8	14:26'20.046
3	37.239	40.055	37.566	24.665	2'19.525	190,8	14:28'39.571
4	37.382	39.917	37.768	24.539	2'19.606	191,8	14:30'59.177
5	37.362	39.931	37.638	24.432	2'19.363	186,2	14:33'18.540
6	37.439	40.050	37.377	24.621	2'19.487	186,9	14:35'38.027
7	36.962	40.674	37.175	24.837	2'19.648C	191,5	14:37'57.675

12° 20 D. LOUREIRO (2'18.431)							
Lap	Seg.1	Seg.2	Seg.3	Seg.4	Lap Time	km/h	Local Time
1		42.741	38.209	24.186	2'28.753		14:24'04.170
2	36.565	40.201	37.538	24.127	2'18.431	197,4	14:26'22.601
3	36.561	40.331	37.676	24.076	2'18.644	197,8	14:28'41.245
4	36.509	40.532	37.765	24.695	2'19.501	197,1	14:31'00.746
5	37.066	39.840	37.697	24.277	2'18.880	189,1	14:33'19.626
6	36.683	40.665	37.891	24.259	2'19.498	198,2	14:35'39.124
7	36.490	40.449	37.576	24.184	2'18.699C	190,8	14:37'57.823

7° 95 S. DEROUÉ (2'19.193)							
Lap	Seg.1	Seg.2	Seg.3	Seg.4	Lap Time	km/h	Local Time
1		40.015	37.793	24.298	2'24.982		14:24'00.399

13° 41 J. JÄHNIG (2'18.911)							
Lap	Seg.1	Seg.2	Seg.3	Seg.4	Lap Time	km/h	Local Time
1		40.694	37.808	24.547	2'26.435		14:24'01.852
2	37.460	40.373	37.483	24.299	2'19.615	192,9	14:26'21.467
3	36.974	40.456	37.704	24.274	2'19.408	191,2	14:28'40.875
4	36.895	41.114	37.754	24.234	2'19.997	192,9	14:31'00.872
5	37.381	40.105	37.725	24.414	2'19.625	191,2	14:33'20.497

10/06/2018 P = Pits In/Out - C = Lap Time Cancelled

These data/results cannot be reproduced, stored and/or transmitted in whole or in part by any manner of electronic, mechanical, photocopying, recording, broadcasting or otherwise now known or herein after developed without the previous express consent by the copyright owner, except for reproduction in daily press and regular printed publications on sale to the public within 60 days of the event related to those data/results and always provided that copyright symbol appears together as follows below.

© DORNA WSBK ORGANIZATION Srl 2018



Official Fuel Supplier

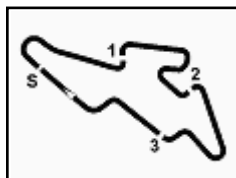


FKR PERUGIA TIMING

Official Tyre Supplier



Official Timekeeper



Automotodrom Brno 5.403 m

ACERBIS Czech Round, 8 - 10 June 2018

World Supersport 300 - Chronological Analysis Race

Start at 14:21'35.417

2 / 3

6	36.889	40.066	37.677	24.279	2'18.911	190,5	14:35'39.408	4	37.232	40.382	37.966	25.129	2'20.709	191,5	14:31'04.493
7	37.087	40.204	37.718	24.224	2'19.233C	191,8	14:37'58.641	5	37.904	40.182	37.783	24.640	2'20.509	189,8	14:33'25.002
								6	37.580	40.643	38.147	24.852	2'21.222	185,2	14:35'46.224

14° 14 E. DE LA VEGA (2'18.781)							
Lap	Seg.1	Seg.2	Seg.3	Seg.4	Lap Time	km/h	Local Time
1		41.356	37.929	24.287	2'27.746		14:24'03.163
2	36.570	40.507	37.526	24.178	2'18.781	196,0	14:26'21.944
3	36.828	40.393	37.869	24.096	2'19.186	197,1	14:28'41.130
4	36.700	40.483	38.020	24.497	2'19.700	197,1	14:31'00.830
5	37.207	39.909	37.636	24.245	2'18.997	192,9	14:33'19.827
6	36.709	40.718	37.841	24.415	2'19.683	196,0	14:35'39.510
7	36.845	40.053	37.623	24.162	2'18.683C	192,5	14:37'58.193

21° 3 T. TOPARIS (2'19.533)							
Lap	Seg.1	Seg.2	Seg.3	Seg.4	Lap Time	km/h	Local Time
1		42.418	38.093	24.501	2'29.886		14:24'05.303
2	36.853	40.232	37.950	24.569	2'19.604	191,5	14:26'24.907
3	37.017	40.363	37.671	24.482	2'19.533	189,8	14:28'44.440
4	36.958	40.599	38.119	24.628	2'20.304	192,9	14:31'04.744
5	37.416	40.610	37.980	24.762	2'20.768	193,9	14:33'25.512
6	37.457	40.673	38.152	25.030	2'21.312	195,7	14:35'46.824

NC 97 M. KAPPLER (2'18.498)							
Lap	Seg.1	Seg.2	Seg.3	Seg.4	Lap Time	km/h	Local Time
1		41.870	37.906	24.201	2'29.268		14:24'04.685
2	36.937	40.132	37.724	24.252	2'19.045	194,6	14:26'23.730
3	36.983	39.991	37.598	24.183	2'18.755	189,1	14:28'42.485
4	36.890	39.886	37.651	24.071	2'18.498	190,1	14:31'00.983
5	37.359	40.154	37.681	24.412	2'19.606	190,1	14:33'20.589
6	37.497	40.165	37.515	24.202	2'19.379	194,2	14:35'39.968

22° 27 F. ROVELLI (2'19.360)							
Lap	Seg.1	Seg.2	Seg.3	Seg.4	Lap Time	km/h	Local Time
1							24.394
2	36.851						24.521
3	37.073						24.221
4	37.046						24.984
5	37.635	40.827	38.053	24.624	2'21.139	186,5	14:33'25.356
6	37.708	40.678	38.144	24.965	2'21.503	188,8	14:35'46.859

NC 12 A. RUSMIPUTRO (2'19.128)							
Lap	Seg.1	Seg.2	Seg.3	Seg.4	Lap Time	km/h	Local Time
1		41.631	37.625	24.341	2'27.618		14:24'03.035
2	36.921	40.622	37.622	24.328	2'19.493	189,5	14:26'22.528
3	36.951	40.234	37.736	24.207	2'19.128	194,6	14:28'41.656
4	36.778	40.186	37.787	24.475	2'19.226	188,2	14:31'00.882
5	37.459	40.426	37.652	24.249	2'19.786	189,5	14:33'20.668
6	37.267	40.150	37.855	24.206	2'19.478	192,9	14:35'40.146

23° 19 L. BERNARDI (2'19.590)							
Lap	Seg.1	Seg.2	Seg.3	Seg.4	Lap Time	km/h	Local Time
1		41.485	37.650	24.667	2'28.505		14:24'03.922
2	37.032	40.072	37.793	24.693	2'19.590	189,5	14:26'23.512
3	37.786	40.572	37.838	24.511	2'20.707	183,1	14:28'44.219
4	37.201	40.395	37.986	24.788	2'20.370	185,6	14:31'04.589
5	37.651	40.158	37.720	24.753	2'20.282	189,8	14:33'24.871
6	37.922	40.563	38.345	25.200	2'22.030	180,6	14:35'46.901

17° 25 A. VERDOIA (2'18.751)							
Lap	Seg.1	Seg.2	Seg.3	Seg.4	Lap Time	km/h	Local Time
1		41.796	37.671	24.350	2'28.078		14:24'03.495
2	36.469	40.379	37.531	24.372	2'18.751	191,2	14:26'22.246
3	36.767	40.289	38.042	24.500	2'19.598	190,1	14:28'41.844
4	36.791	40.350	37.822	24.459	2'19.422	192,2	14:31'01.266
5	37.238	40.433	37.653	24.448	2'19.772	190,1	14:33'21.038
6	36.884	40.560	37.747	24.471	2'19.662	189,1	14:35'40.700
7	36.990	39.984	37.486	25.001	2'19.461C	184,9	14:38'00.161

24° 54 F. FULIGNI (2'19.750)							
Lap	Seg.1	Seg.2	Seg.3	Seg.4	Lap Time	km/h	Local Time
1		41.395	38.309	24.600	2'29.862		14:24'05.279
2	37.173	40.369	37.754	24.502	2'19.798	189,1	14:26'25.077
3	36.993	40.405	37.720	24.632	2'19.750	188,8	14:28'44.827
4	37.050	40.335	37.967	24.688	2'20.040	187,5	14:31'04.867
5	37.536	40.588	37.881	24.716	2'20.721	189,8	14:33'25.588
6	37.593	40.781	38.031	24.987	2'21.392	192,5	14:35'46.980

18° 64 H. DE CANCELLIS (2'19.499)							
Lap	Seg.1	Seg.2	Seg.3	Seg.4	Lap Time	km/h	Local Time
1		41.356	38.062	24.338	2'28.350		14:24'03.767
2	37.181	40.395	38.001	24.568	2'20.145	191,8	14:26'23.912
3	37.160	39.911	37.835	24.593	2'19.499	192,5	14:28'43.411
4	37.534	40.684	37.800	24.662	2'20.680	184,6	14:31'04.091
5	37.658	40.084	37.916	25.085	2'20.743	181,2	14:33'24.834
6	37.846	40.426	37.960	25.063	2'21.295	180,9	14:35'46.129

25° 28 D. KOOPMAN (2'20.687)							
Lap	Seg.1	Seg.2	Seg.3	Seg.4	Lap Time	km/h	Local Time
1		44.441	38.583	24.916	2'32.810		14:24'08.227
2	37.466	40.262	38.228	24.731	2'20.687	188,5	14:26'28.914
3	38.055	41.177	38.214	25.105	2'22.551	187,2	14:28'51.465
4	37.551	40.388	38.088	25.025	2'21.052	184,9	14:31'12.517
5	37.768	40.466	37.992	24.791	2'21.017	180,3	14:33'33.534
6	37.649	40.372	38.148	24.975	2'21.144	183,4	14:35'54.678

19° 13 D. IOZZO (2'19.282)							
Lap	Seg.1	Seg.2	Seg.3	Seg.4	Lap Time	km/h	Local Time
1		41.465	37.980	24.441	2'28.973		14:24'04.390
2	36.715	40.036	37.925	24.606	2'19.282	192,5	14:26'23.672
3	37.539	40.010	37.965	24.484	2'19.998	188,5	14:28'43.670
4	37.356	40.493	38.184	24.677	2'20.710	186,9	14:31'04.380
5	37.162	40.440	38.017	24.795	2'20.414	187,2	14:33'24.794
6	38.028	39.917	38.477	24.933	2'21.355	177,6	14:35'46.149

26° 5 R. VOS (2'21.366)							
Lap	Seg.1	Seg.2	Seg.3	Seg.4	Lap Time	km/h	Local Time
1		41.957	38.414	24.533	2'30.434		14:24'05.851
2	37.364	40.772	38.459	24.771	2'21.366	192,2	14:26'27.217
3	37.439	40.861	38.452	24.706	2'21.458	186,2	14:28'48.675
4	37.686	40.526	38.356	25.321	2'21.889	184,9	14:31'10.564
5	37.753	40.812	38.579	25.049	2'22.193	181,2	14:33'32.757
6	37.932	41.020	38.245	24.755	2'21.952	180,3	14:35'54.709

20° 30 D. BLIN (2'19.561)							
Lap	Seg.1	Seg.2	Seg.3	Seg.4	Lap Time	km/h	Local Time
1		41.365	38.007	24.502	2'28.738		14:24'04.155
2	37.171	40.169	37.684	24.537	2'19.561	192,5	14:26'23.716
3	37.501	40.007	38.133	24.427	2'20.068	189,1	14:28'43.784

27° 99 P. GRASSIA (2'20.843)							
Lap	Seg.1	Seg.2	Seg.3	Seg.4	Lap Time	km/h	Local Time
1		42.270	38.789	24.768	2'30.331		14:24'05.748
2	37.304	40.517	38.051	24.971	2'20.843	186,9	14:26'26.591
3	37.560	40.437	38.072	25.291	2'21.360	181,2	14:28'47.951
4	37.987	40.357	38.308	25.492	2'22.144	178,8	14:31'10.095

10/06/2018 P = Pits In/Out - C = Lap Time Cancelled

These data/results cannot be reproduced, stored and/or transmitted in whole or in part by any manner of electronic, mechanical, photocopying, recording, broadcasting or otherwise now known or herein after developed without the previous express consent by the copyright owner, except for reproduction in daily press and regular printed publications on sale to the public within 60 days of the event related to those data/results and always provided that copyright symbol appears together as follows below.

© DORNA WSBK ORGANIZATION Srl 2018



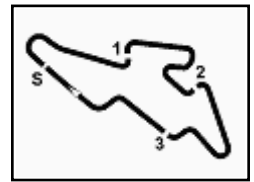
Official Fuel Supplier



FKR PERUGIA TIMING

Official Tyre Supplier





Automotodrom Brno 5.403 m

ACERBIS Czech Round, 8 - 10 June 2018

World Supersport 300 - Chronological Analysis Race

Start at 14:21'35.417

3 / 3

5	38.453	40.868	38.416	25.213	2'22.950	176,8	14:33'33.045	6	39.357	42.405	39.969	26.083	2'27.814	172,0	14:36'31.977
6	38.441	40.379	38.211	25.151	2'22.182	181,5	14:35'55.227								

28° 78 J. FORAY (2'21.496)							
Lap	Seg.1	Seg.2	Seg.3	Seg.4	Lap Time	km/h	Local Time
1		42.024	38.593	24.804	2'30.994		14:24'06.411
2	37.810	41.369	38.755	24.893	2'22.827	191,2	14:26'29.238
3	37.659	41.451	38.236	24.664	2'22.010	190,1	14:28'51.248
4	38.020	40.800	38.230	24.695	2'21.745	184,6	14:31'12.993
5	37.592	40.716	38.461	24.727	2'21.496	187,5	14:33'34.489
6	38.028	40.811	38.190	24.989	2'22.018	186,2	14:35'56.507

29° 44 S. LOCHOFF (2'21.887)							
Lap	Seg.1	Seg.2	Seg.3	Seg.4	Lap Time	km/h	Local Time
1		42.835	38.319	24.788	2'31.426		14:24'06.843
2	37.611	40.958	38.453	24.865	2'21.887	191,8	14:26'28.730
3	38.013	42.091	38.177	24.807	2'23.088	185,6	14:28'51.818
4	37.631	41.217	38.577	25.136	2'22.561	187,8	14:31'14.379
5	37.883	40.980	38.247	24.876	2'21.986	181,8	14:33'36.365
6	37.838	40.766	38.713	25.183	2'22.500	183,4	14:35'58.865

30° 37 R. KUCERA (2'23.348)							
Lap	Seg.1	Seg.2	Seg.3	Seg.4	Lap Time	km/h	Local Time
1		42.254	38.834	25.207	2'32.722		14:24'08.139
2	38.042	40.873	39.131	25.302	2'23.348	185,2	14:26'31.487
3	38.586	41.248	38.805	25.315	2'23.954	180,6	14:28'55.441
4	38.413	41.225	39.030	25.451	2'24.119	178,8	14:31'19.560
5	38.701	40.946	39.127	25.583	2'24.357	178,5	14:33'43.917
6	38.720	41.040	39.370	25.744	2'24.874	176,2	14:36'08.791

31° 58 T. FINOCCHIARO (2'22.947)							
Lap	Seg.1	Seg.2	Seg.3	Seg.4	Lap Time	km/h	Local Time
1		42.396	39.273	25.029	2'33.346		14:24'08.763
2	38.334	40.965	38.402	25.246	2'22.947	190,8	14:26'31.710
3	38.481	41.376	38.939	25.281	2'24.077	183,7	14:28'55.787
4	38.206	41.456	38.805	25.423	2'23.890	180,3	14:31'19.677
5	38.848	41.439	38.781	25.461	2'24.529	181,2	14:33'44.206
6	38.822	40.925	39.336	25.577	2'24.660	178,5	14:36'08.866

32° 7 N. SETTIMO (2'22.934)							
Lap	Seg.1	Seg.2	Seg.3	Seg.4	Lap Time	km/h	Local Time
1		42.676	39.209	25.109	2'33.174		14:24'08.591
2	37.992	40.902	38.911	25.129	2'22.934	185,2	14:26'31.525
3	38.289	41.287	39.258	25.131	2'23.965	181,2	14:28'55.490
4	38.417	41.605	38.995	25.326	2'24.343	180,6	14:31'19.833
5	38.468	41.372	38.942	25.535	2'24.317	185,2	14:33'44.150
6	38.852	41.392	39.009	25.755	2'25.008	175,9	14:36'09.158

33° 73 V. SCHWARZ (2'25.287)							
Lap	Seg.1	Seg.2	Seg.3	Seg.4	Lap Time	km/h	Local Time
1		42.558	39.259	25.380	2'33.153		14:24'08.570
2	38.498	41.857	39.410	25.522	2'25.287	179,7	14:26'33.857
3	39.011	42.699	39.433	25.986	2'27.129	175,0	14:29'00.986
4	39.337	42.682	39.899	26.054	2'27.972	173,4	14:31'28.958
5	39.443	42.257	39.594	26.002	2'27.296	171,2	14:33'56.254
6	39.747	41.927	39.698	26.139	2'27.511	172,0	14:36'23.765

34° 32 A. PELIKANOVA (2'27.350)							
Lap	Seg.1	Seg.2	Seg.3	Seg.4	Lap Time	km/h	Local Time
1		42.655	40.278	25.973	2'36.816		14:24'12.233
2	39.132	42.370	40.011	25.837	2'27.350	177,6	14:26'39.583
3	39.349	42.537	40.514	26.214	2'28.614	175,3	14:29'08.197
4	39.474	42.223	40.274	26.175	2'28.146	173,1	14:31'36.343
5	39.334	42.419	40.059	26.008	2'27.820	172,2	14:34'04.163

35° 81 M. GONZALEZ (2'18.904)							
Lap	Seg.1	Seg.2	Seg.3	Seg.4	Lap Time	km/h	Local Time
1		40.505	37.650	24.227	2'25.427		14:24'00.844
2	36.905	40.258	37.962	24.268	2'19.393	191,2	14:26'20.237
3	40.116	59.200	56.128	36.029	3'11.473P	191,8	14:29'31.710
4	2'07.989	39.925	37.746	24.646	3'50.306P		14:33'22.016
5	37.167	39.745	37.642	24.350	2'18.904	183,7	14:35'40.920

RET 96 I. PRATNA (2'17.827)							
Lap	Seg.1	Seg.2	Seg.3	Seg.4	Lap Time	km/h	Local Time
1		41.077	37.569	24.665	2'27.567		14:24'02.984
2	37.106	40.608	37.376	24.310	2'19.400	187,8	14:26'22.384
3	36.483	39.751	37.370	24.223	2'17.827	191,5	14:28'40.211

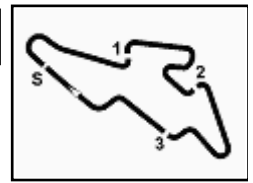
RET 79 T. ALONSO							
Lap	Seg.1	Seg.2	Seg.3	Seg.4	Lap Time	km/h	Local Time
1		42.409	38.419	24.944	2'31.366		14:24'06.783
2	37.289	41.001	43.915	38.015	2'40.220P	191,2	14:26'47.003

10/06/2018 P = Pits In/Out - C = Lap Time Cancelled

These data/results cannot be reproduced, stored and/or transmitted in whole or in part by any manner of electronic, mechanical, photocopying, recording, broadcasting or otherwise now known or herein after developed without the previous express consent by the copyright owner, except for reproduction in daily press and regular printed publications on sale to the public within 60 days of the event related to those data/results and always provided that copyright symbol appears together as follows below.

© DORNA WSBK ORGANIZATION Srl 2018





ACERBIS Czech Round, 8 - 10 June 2018

World Supersport 300 - Championship Standings

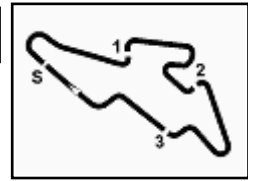
Automotodrom Brno 5.403 m

1 / 2

	Points	Points From First	Points From Previous	April 15 ARAGÓN	April 22 ASSEN	May 13 IMOLA	May 27 DONINGTON PARK	June 10 BRNO	July 8 MISANO	September 16 PORTIMÃO	September 30 MAGNY COURS								
1 CARRASCO Ana (ESP)	78			10 6	13 5	25 1	25 1	5 1											
2 SANCHEZ Borja (ESP)	58	20		6 10	0 14	20 5	16 4	16 2											
3 GRUNWALD Luca (GER)	57	21	1	7 9	25 2	13 2	6 2	6 3											
4 DEROUÉ Scott (NED)	55	23	2	20 2	16 1	0 3	10 3	9 4											
5 MEUFFELS Koen (NED)	49	29	6	25 1	0 4	0 6	11 6	13 5											
6 VAN STRAALEN Glenn (NED)	47	31	2	9 7	20 3	7 3	0 6	11 6											
7 LOUREIRO Dorren (RSA)	46	32	1	8 8	9 7	5 9	20 4	4 7											
8 HENDRA PRATAMA Galang (INA)	43	35	3	0	0	11 14	7 12	25 8											
9 KHAN Walid (NED)	42	36	1	5 11	11 8	6 9	0 11	20 9											
10 KALININ Nick (UKR)	33	45	9	13 4	10 5	0 8	0 10	10 10											
11 PEREZ Mika (ESP)	32	46	1	16 3	0 8	8 7	8 8	0 11											
12 JÄHNIG Jan-Ole (GER)	30	48	2	0	8 11	10 11	9 9	3 12											
13 HERRERA Maria (ESP)	22	56	8	0	6 14	9 13	0 15	7 13											
14 VALLE Daniel (ESP)	21	57	1	3 13	5 11	0 16	5 16	8 14											
15 DE LA VEGA Enzo (FRA)	19	59	2	4 12	0 17	0 19	13 13	2 15											
16 SABATUCCI Kevin (ITA)	16	62	3	0	0	16 12	0 14	0 16											
17 SCHOTMAN Robert (NED)	11	67	5	11 5	0 10	0 14	0 17	0 17											
18 GONZALEZ Manuel (ESP)	11	67	0	0	7 13	0 17	4 17	0 17											
19 BERNARDI Luca (ITA)	6	72	5	0	0	4 19	2 19	0 19											
20 RUSMIPUTRO Ali Adriansyah (INA)	6	72	0	0	3 18	0 21	3 19	0 19											
21 KAPPLER Maximilian (GER)	5	73	1	1 15	4 16	0 18	0 21	0 21											
22 ROVELLI Filippo (ITA)	3	75	2	0	0	3 21	0 22	0 22											
23 KOOPMAN Dennis (NED)	3	75	0	0	1 21	2 21	0 22	0 22											
24 LUNA BAYEN Marc (ESP)	2	76	1	0	2 19	0 24	0 24	0 24											

10/06/2018 First Line: Championship Standings - Second Line: Ranking Progression
 These data/results cannot be reproduced, stored and/or transmitted in whole or in part by any manner of electronic, mechanical, photocopying, recording, broadcasting or otherwise now known or herein after developed without the previous express consent by the copyright owner, except for reproduction in daily press and regular printed publications on sale to the public within 60 days of the event related to those data/results and always provided that copyright symbol appears together as follows below.
 © DORNA WSBK ORGANIZATION Srl 2018





ACERBIS Czech Round, 8 - 10 June 2018
World Supersport 300 - Championship Standings

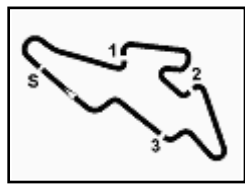
Automotodrom Brno 5.403 m

2 / 2

	Points	Points From First	Points From Previous	April 15 ARAGÓN	April 22 ASSEN	May 13 IMOLA	May 27 DONINGTON PARK	June 10 BRNO	July 8 MISANO	September 16 PORTIMÃO	September 30 MAGNY COURS							
25 GRASSIA Paolo (ITA)	2	76	0	2 14	0 19	0 24	0 24	0 24										
26 VERDOIA Andy (FRA)	1	77	1	0	0	0	0	1 26										
27 EDWARDS Tom (AUS)	1	77	0	0	0	0	1 26	0 26										
28 IOZZO Dino (RSA)	1	77	0	0	0	1 26	0 26	0 26										

10/06/2018 First Line: Championship Standings - Second Line: Ranking Progression
These data/results cannot be reproduced, stored and/or transmitted in whole or in part by any manner of electronic, mechanical, photocopying, recording, broadcasting or otherwise now known or herein after developed without the previous express consent by the copyright owner, except for reproduction in daily press and regular printed publications on sale to the public within 60 days of the event related to those data/results and always provided that copyright symbol appears together as follows below.
© DORNA WSBK ORGANIZATION Srl 2018





ACERBIS Czech Round, 8 - 10 June 2018
World Supersport 300 - Manufacturers Standings

Automotodrom Brno 5.403 m

	Points	Points From First	Points From Previous	April 15	April 22	May 13	May 27	June 10	July 8	September 16	September 30					
				ARAGÓN	ASSEN	IMOLA	DONINGTON PARK	BRNO	MISANO	PORTIMÃO	MAGNY COURS					
1 KAWASAKI	106			20 2	16 2	25 2	25 1	20 1								
2 KTM	87	19		25 1	25 1	13 1	11 2	13 2								
3 YAMAHA	58	48	29	3 3	7 3	16 3	7 3	25 3								
4 HONDA	1	105	57			1 4	4 4	4 4								

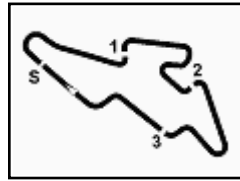
10/06/2018

First Line: Championship Standings - Second Line: Ranking Progression

These data/results cannot be reproduced, stored and/or transmitted in whole or in part by any manner of electronic, mechanical, photocopying, recording, broadcasting or otherwise now known or herein after developed without the previous express consent by the copyright owner, except for reproduction in daily press and regular printed publications on sale to the public within 60 days of the event related to those data/results and always provided that copyright symbol appears together as follows below.

© DORNA WSBK ORGANIZATION Srl 2018





ACERBIS Czech Round, 8 - 10 June 2018
World Supersport 300 - Pirelli Best Lap Award

Automotodrom Brno 5.403 m

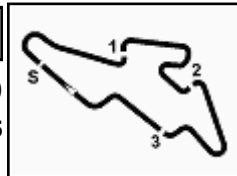
Points	Points From First	Points From Previous	April 15	April 22	May 13	May 27	June 10	July 8	September 16	September 30									
			ARAGÓN	ASSEN	IMOLA	DONINGTON PARK	BRNO	MISANO	PORTIMÃO	MAGNY COURS	Fastest Laps								
1 CARRASCO Ana (ESP)	2			1		1													
2 MEUFFELS Koen (NED)	1 1		1																
3 HERRERA Maria (ESP)	1 1 0				1														
4 PRATNA Imanuel Putra (INA)	1 1 0						1												

10/06/2018

These data/results cannot be reproduced, stored and/or transmitted in whole or in part by any manner of electronic, mechanical, photocopying, recording, broadcasting or otherwise now known or herein after developed without the previous express consent by the copyright owner, except for reproduction in daily press and regular printed publications on sale to the public within 60 days of the event related to those data/results and always provided that copyright symbol appears together as follows below.

© DORNA WSBK ORGANIZATION Srl 2018





ACERBIS Czech Round, 8 - 10 June 2018

World Supersport 300 - Best Laps & Speeds

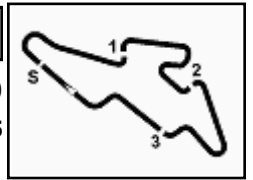
No.	Rider Bike	Nat	Best Lap		FP1		FP2		QP1		QP2		WUP		RC	
			LL	SPD	LL	SPD	LL	SPD	LL	SPD	LL	SPD	LL	SPD	LL	SPD
1	55 G. HENDRA PRATAMA Yamaha YZF-R3	INA	2'17.329	35 193,2	2'18.041	12 192,8	2'18.312	8 193,2			2'17.396	5 186,8	2'17.329	4 184,9	2'18.230	6 181,8
2	95 S. DEROUE Kawasaki Ninja 400	NED	2'17.647	37 195,6	2'19.353	11 194,9	2'18.400	10 195,6			2'17.704	6 191,8	2'17.647	4 195,3	2'19.193	6 187,1
3	69 M. HERRERA Yamaha YZF-R3	ESP	2'17.713	39 193,9	2'19.701	11 188,8	2'19.278	12 193,9	2'19.007	6 188,8			2'17.713	4 190,1	2'18.770	6 189,8
4	22 N. KALININ Kawasaki Ninja 400	UKR	2'17.807	39 197,4	2'18.967	12 195,6	2'18.915	11 197,4			2'18.515	6 189,1	2'17.807	4 196,0	2'19.271	6 191,8
5	96 I. PRATNA Yamaha YZF-R3	INA	2'17.827	36 193,9	2'20.008	11 192,1	2'19.856	12 193,9	2'19.276	6 191,8			2'19.762	4 189,4	2'17.827	3 191,4
6	81 M. GONZALEZ Yamaha YZF-R3	ESP	2'17.832	39 193,5	2'19.921	12 192,1	2'18.872	12 192,8			2'18.397	6 189,4	2'17.832	4 193,5	2'18.904	5 191,8
7	17 K. MEUFFELS KTM RC 390 R	NED	2'17.910	40 198,1	2'19.604	12 195,3	2'18.927	12 198,1			2'18.689	6 188,1	2'19.472	4 195,6	2'17.910	6 195,6
8	2 A. CARRASCO Kawasaki Ninja 400	ESP	2'17.991	32 196,0	2'19.695	9 193,2	2'19.138	10 196,0			2'17.991	3 186,5	2'18.605	4 191,4	2'19.328	6 189,4
9	20 D. LOUREIRO Kawasaki Ninja 400	RSA	2'17.991	41 198,5	2'19.755	11 198,5	2'19.249	10 197,4	2'18.295	5 196,3	2'18.420	5 189,4	2'17.991	4 193,9	2'18.431	6 198,1
10	15 G. VAN STRAALEN KTM RC 390 R	NED	2'18.270	40 192,5	2'19.779	12 191,8	2'19.000	12 192,1			2'18.550	6 186,8	2'20.239	4 192,5	2'18.270	6 192,5
11	43 L. GRUNWALD KTM RC 390 R	GER	2'18.288	39 194,9	2'18.785	12 193,9	2'19.196	11 194,6			2'19.470	6 185,8	2'20.053	4 189,1	2'18.288	6 194,9
12	93 W. KHAN Kawasaki Ninja 400	NED	2'18.356	39 195,6	2'19.505	12 192,5	2'19.204	11 190,1			2'18.356	6 184,9	2'19.311	4 192,5	2'18.502	6 195,6
13	33 D. VALLE Yamaha YZF-R3	ESP	2'18.358	40 196,0	2'20.184	12 192,8	2'19.456	12 192,5	2'18.806	6 190,1			2'18.358	4 188,4	2'18.745	6 196,0
14	97 M. KAPPLER KTM RC 390 R	GER	2'18.498	32 194,6	2'21.818	4 184,9	2'20.301	12 194,2	2'21.432	6 191,1			2'19.364	4 193,2	2'18.498	6 194,6
15	21 B. SANCHEZ Kawasaki Ninja 400	ESP	2'18.605	40 197,0	2'19.317	12 193,2	2'19.779	12 197,0	2'18.972	6 194,2			2'18.658	4 192,8	2'18.605	6 194,2
16	41 J. JÄHNIG KTM RC 390 R	GER	2'18.648	45 196,3	2'20.017	12 191,4	2'20.295	11 196,3	2'18.648	6 194,2	2'18.746	6 194,6	2'19.288	4 192,1	2'18.911	6 192,8
17	71 T. EDWARDS Kawasaki Ninja 400	AUS	2'18.699	34 196,3	2'19.222	12 194,6	2'19.807	12 196,3	2'19.283	6 191,8			2'18.699	4 195,3		
18	25 A. VERDÓIA Yamaha YZF-R3	FRA	2'18.751	39 193,9	2'19.112	12 193,9	2'19.777	12 193,9			2'20.145	5 187,5	2'19.504	4 187,1	2'18.751	6 192,1
19	14 E. DE LA VEGA Kawasaki Ninja 400	FRA	2'18.781	37 197,0	2'19.432	12 192,8	2'19.212	12 193,2	2'19.265	3 183,0			2'19.458	4 191,1	2'18.781	6 197,0
20	8 M. PEREZ Kawasaki Ninja 400	ESP	2'18.911	27 195,3	2'19.887	11 191,8	2'19.238	11 195,3	2'18.911	5 193,5						
21	99 P. GRASSIA Yamaha YZF-R3	ITA	2'18.978	37 187,5	2'20.640	11 186,8	2'20.091	12 187,5	2'18.978	5 186,5			2'21.899	3 176,4	2'20.843	6 186,8
22	12 A. RUMIPUTRO Yamaha YZF-R3	INA	2'19.066	39 195,6	2'21.486	11 189,1	2'20.595	12 191,8	2'19.067	6 195,6			2'19.066	4 193,5	2'19.128	6 194,6
23	64 H. DE CANCELLIS Yamaha YZF-R3	FRA	2'19.180	40 195,6	2'20.634	12 189,4	2'20.289	12 195,6	2'19.336	6 191,1			2'19.180	4 190,1	2'19.499	6 192,5
24	13 D. IOZZO Honda CBR500R	RSA	2'19.282	37 192,5	2'20.785	10 189,1	2'20.066	12 188,4	2'21.015	5 186,2			2'19.736	4 190,1	2'19.282	6 192,5
25	27 F. ROVELLI Kawasaki Ninja 400	ITA	2'19.360	27 195,3			2'20.744	11 195,3	2'19.821	6 191,1			2'20.629	4 191,1	2'19.360	6 193,2

10/06/2018

These data/results cannot be reproduced, stored and/or transmitted in whole or in part by any manner of electronic, mechanical, photocopying, recording, broadcasting or otherwise now known or herein after developed without the previous express consent by the copyright owner, except for reproduction in daily press and regular printed publications on sale to the public within 60 days of the event related to those data/results and always provided that copyright symbol appears together as follows below.

© DORNA WSBK ORGANIZATION Srl 2018





ACERBIS Czech Round, 8 - 10 June 2018

World Supersport 300 - Best Laps & Speeds

2 / 2

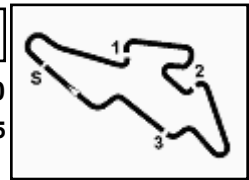
No.	Rider Bike	Nat	Best Lap		FP1		FP2		QP1		QP2		WUP		RC	
			LL	SPD	LL	SPD	LL	SPD	LL	SPD	LL	SPD	LL	SPD	LL	SPD
26	19 L. BERNARDI Yamaha YZF-R3	ITA	2'19.411		2'20.851	12 187,5	2'19.709	12 192,1	2'20.200	6 188,1			2'19.411	4 187,1	2'19.590	6 189,8
27	3 T. TOPARIS Kawasaki Ninja 400	AUS	2'19.533		2'22.792	11 191,8	2'21.547	11 194,6	2'20.046	6 195,6			2'19.862	4 191,8	2'19.533	6 195,6
28	30 D. BLIN Yamaha YZF-R3	POL	2'19.561		2'21.589	11 184,9	2'22.171	11 187,8	2'20.611	6 188,8			2'21.744	4 188,1	2'19.561	6 192,5
29	28 D. KOOPMAN Yamaha YZF-R3	NED	2'19.603		2'20.539	11 188,1	2'20.315	12 191,1	2'19.603	6 189,1			2'20.603	4 187,8	2'20.687	6 188,4
30	54 F. FULIGNI Yamaha YZF-R3	ITA	2'19.750		2'25.078	10 185,2	2'20.848	12 192,5	2'20.068	6 193,5			2'19.952	4 191,1	2'19.750	6 192,5
31	5 R. VOS KTM RC 390 R	NED	2'20.359		2'23.241	10 186,8	2'21.589	12 191,1	2'20.359	6 191,8			2'22.010	4 191,1	2'21.366	6 192,1
32	78 J. FORAY Kawasaki Ninja 400	FRA	2'20.650		2'22.361	12 192,8	2'22.080	11 190,8	2'20.650	6 194,9			2'21.641	4 191,4	2'21.496	6 191,1
33	79 T. ALONSO Yamaha YZF-R3	POR	2'20.775		2'22.713	12 194,6	2'21.444	8 190,1	2'20.775	6 190,1			2'21.463	4 188,8		
34	7 N. SETTIMO Honda CBR500R	ITA	2'20.793		2'22.456	12 187,5	2'22.914	11 186,2	2'20.793	6 188,8			2'22.442	4 182,1	2'22.934	6 185,2
35	44 S. LOCHOFF Yamaha YZF-R3	RSA	2'21.887		2'21.918	10 191,4	2'21.938	12 194,2	2'21.962	6 190,1			2'22.298	4 189,8	2'21.887	6 191,8
36	58 T. FINOCCHIARO Honda CBR500R	GBR	2'22.109		2'24.433	11 184,9	2'24.331	11 185,5	2'22.109	6 189,4			2'22.556	4 183,3	2'22.947	6 190,8
37	37 R. KUCERA Kawasaki Ninja 400	SVK	2'22.584		2'27.369	11 169,2	2'26.021	11 181,2	2'25.437	5 185,8			2'22.584	4 185,5	2'23.348	6 185,2
38	73 V. SCHWARZ Yamaha YZF-R3	CZE	2'23.726		2'26.453	10 180,9	2'23.726	11 188,8	2'25.712	3 183,0			2'23.873	4 186,2	2'25.287	6 179,7
39	32 A. PELIKANOVA Yamaha YZF-R3	CZE	2'26.516		2'28.242	9 178,2	2'27.517	10 179,1	2'26.885	6 177,9			2'26.516	3 172,2	2'27.350	6 177,6

10/06/2018

These data/results cannot be reproduced, stored and/or transmitted in whole or in part by any manner of electronic, mechanical, photocopying, recording, broadcasting or otherwise now known or herein after developed without the previous express consent by the copyright owner, except for reproduction in daily press and regular printed publications on sale to the public within 60 days of the event related to those data/results and always provided that copyright symbol appears together as follows below.

© DORNA WSBK ORGANIZATION Srl 2018





Automotodrom Brno 5.403 m

ACERBIS Czech Round, 8 - 10 June 2018

World Supersport 300 - Race Winners

	2017	2018
01 Motorland Aragon	Deroue S. (Ned) Kaw	Meuffels K. (Ned) Ktm
02 TT Circuit Assen	Deroue S. (Ned) Kaw	Grunwald L. (Ger) Ktm
03 Autodromo Imola	Garcia M. (Esp) Yam	Carrasco A. (Esp) Kaw
04 Donington Park	Perez M. (Esp) Hon	Carrasco A. (Esp) Kaw
05 Brno		Hendra Pratama G. (Ina) Yam
06 Misano World Circuit	Perez M. (Esp) Hon	
07 Portimão	Carrasco A. (Esp) Kaw	
08 Magny-Cours	Garcia M. (Esp) Yam	

2018

- 2 A. Carrasco
- 1 L. Grunwald
- 1 **G. Hendra Pratama**
- 1 K. Meuffels

ALL TIMES

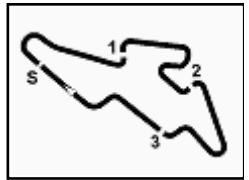
- 3 A. Carrasco
- 2 M. Perez
- 2 S. Deroue
- 2 M. Garcia
- 2 **G. Hendra Pratama**
- 1 L. Grunwald
- 1 A. Coppola
- 1 K. Meuffels

10/06/2018

These data/results cannot be reproduced, stored and/or transmitted in whole or in part by any manner of electronic, mechanical, photocopying, recording, broadcasting or otherwise now known or herein after developed without the previous express consent by the copyright owner, except for reproduction in daily press and regular printed publications on sale to the public within 60 days of the event related to those data/results and always provided that copyright symbol appears together as follows below.

© DORNA WSBK ORGANIZATION Srl 2018





ACERBIS Czech Round, 8 - 10 June 2018

World Supersport 300 - Team Standings

Automotodrom Brno 5.403 m

	April 15 ARAGÓN	April 22 ASSEN	May 13 IMOLA	May 27 DONINGTON PARK	June 10 BRNO	July 8 MISANO	September 16 PORTIMÃO	September 30 MAGNY COURS										
1 DS Junior Team	124																	
CARRASCO Ana	78	10	13	25	25	5												
LOUREIRO Dorren	46	8	9	5	20	4												
2 Motoport Kawasaki	66 (-58)																	
DEROUE Scott	55	20	16		10	9												
SCHOTMAN Robert	11	11																
3 Freudenberg KTM WorldSSP Team	62 (-62)																	
GRUNWALD Luca	57	7	25	13	6	6												
KAPPLER Maximilian	5	1	4															
4 ETG Racing	58 (-66)																	
SANCHEZ Borja	58	6		20	16	16												
5 GP Project Team	52 (-72)																	
KALININ Nick	33	13	10			10												
DE LA VEGA Enzo	19	4			13	2												
6 KTM Fortron Junior Team	49 (-75)																	
MEUFFELS Koen	49	25			11	13												
7 KTM Fortron Racing Team	47 (-77)																	
VAN STRAALLEN Glenn	47	9	20	7		11												
8 BIBLION YAMAHA MOTOXRACING	45 (-79)																	
HENDRA PRATAMA Galang	43			11	7	25												
GRASSIA Paolo	2	2																
9 Nutec - Benjan - Kawasaki	43 (-81)																	
KHAN Walid	42	5	11	6		20												
EDWARDS Tom	1				1													
10 BCD Yamaha MS Racing	43 (-81)																	
HERRERA Maria	22		6	9		7												
VALLE Daniel	21	3	5		5	8												
11 Kawasaki ParkinGO Team	35 (-89)																	
PEREZ Mika	32	16		8	8													
ROVELLI Filippo	3			3														
12 Freudenberg KTM Junior Team	30 (-94)																	
JÄHNIG Jan-Ole	30		8	10	9	3												
13 PROGP Racing	16 (-108)																	
SABATUCCI Kevin	16			16														
14 Pertamina Almeria BCD Junior Team by MS	11 (-113)																	
GONZALEZ Manuel	11		7		4													
15 Pertamina Almeria BCD by MS Racing	6 (-118)																	
RUSMIPUTRO Ali Adriansyah	6		3		3													
16 Team Trasimeno	6 (-118)																	
BERNARDI Luca	6			4	2													
17 GRT Yamaha WorldSSP300 Team	3 (-121)																	
KOOPMAN Dennis	3		1	2														
18 C.M. Racing	2 (-122)																	
LUNA BAYEN Marc	2		2															
19 Racedays	1 (-123)																	
IOZZO Dino	1			1														
20 Samurai-YART Racing	1 (-123)																	
VERDOIA Andy	1					1												

10/06/2018 * Independent teams

These data/results cannot be reproduced, stored and/or transmitted in whole or in part by any manner of electronic, mechanical, photocopying, recording, broadcasting or otherwise now known or herein after developed without the previous express consent by the copyright owner, except for reproduction in daily press and regular printed publications on sale to the public within 60 days of the event related to those data/results and always provided that copyright symbol appears together as follows below.

© DORNA WSBK ORGANIZATION Srl 2018



Official Fuel Supplier



PIRELLI

Official Tyre Supplier



TISSOT

Official Timekeeper