

## ACERBIS Czech Round, 8 - 10 June 2018

### World Supersport 300 - Biographical Entry List

Automotodrom Brno 5.403 m

No.	Rider (Abbreviation)	Nat	Bike Team	Wins 2018	Podiums 2018	Pole 2018	Races 2018	Tyres
Age	Date of Birth	Place of Birth						
1	<b>2 CARRASCO Ana</b> (Car) 21 10/03/1997	ESP	Kawasaki Ninja 400 DS Junior Team	3	3	2	13	Pirelli
2	<b>3 TOPARIS Tom</b> (Top) 18 17/05/2000	AUS	Kawasaki Ninja 400 Motoport Kawasaki	2	2	2	4	Pirelli
3	<b>5 VOS Ryan</b> (Vos) 18 02/03/2000	NED	KTM RC 390 R KTM Fortron Racing Team				4	Pirelli
4	<b>7 SETTIMO Nicola</b> (Set) 17 01/11/2000	ITA	Honda CBR500R Scuderia Maranga Racing				12	Pirelli
5	<b>8 PEREZ Mika</b> (Per) 18 05/10/1999	ESP	Kawasaki Ninja 400 Kawasaki ParkinGO Team	2	4	4	13	Pirelli
6	<b>12 RUSMIPUTRO Ali Adriansyah</b> (Rus) 24 29/09/1993	INA	Yamaha YZF-R3 Pertamina Almeria BCD by MS Racing		1	2	4	Pirelli
7	<b>13 IOZZO Dino</b> (Ioz) 17 16/04/2001	RSA	Honda CBR500R Racedays				4	Pirelli
8	<b>14 DE LA VEGA Enzo</b> (Del) 18 27/08/1999	FRA	Kawasaki Ninja 400 GP Project Team				13	Pirelli
9	<b>15 VAN STRAALLEN Glenn</b> (vSt) 17 30/09/2000	NED	KTM RC 390 R KTM Fortron Racing Team		2		5	Pirelli
10	<b>17 MEUFFELS Koen</b> (Meu) 23 17/09/1994	NED	KTM RC 390 R KTM Fortron Junior Team	1	1		4	Pirelli
11	<b>19 BERNARDI Luca</b> (Ber) 16 29/08/2001	ITA	Yamaha YZF-R3 Team Trasimeno	1	1		6	Pirelli
12	<b>20 LOUREIRO Dorren</b> (Lou) 18 21/06/1999	RSA	Kawasaki Ninja 400 DS Junior Team		1		13	Pirelli
13	<b>21 SANCHEZ Borja</b> (San) 18 21/01/2000	ESP	Kawasaki Ninja 400 ETG Racing		2	1	13	Pirelli
14	<b>22 KALININ Nick</b> (KaN) 19 22/02/1999	UKR	Kawasaki Ninja 400 GP Project Team		1		12	Pirelli
15**	<b>25 VERDOIA Andy</b> (Ver) 15 30/10/2002	FRA	Yamaha YZF-R3 Samurai-YART Racing				1	Pirelli
16	<b>27 ROVELLI Filippo</b> (Rov) 17 02/02/2001	ITA	Kawasaki Ninja 400 Kawasaki ParkinGO Team				13	Pirelli
17	<b>28 KOOPMAN Dennis</b> (Koo) 21 16/04/1997	NED	Yamaha YZF-R3 GRT Yamaha WorldSSP300 Team				4	Pirelli
18	<b>30 BLIN Daniel</b> (Bli) 16 11/10/2001	POL	Yamaha YZF-R3 Team Toth - Yart				3	Pirelli
19*	<b>32 PELIKANOVA Alexandra</b> (Pel) 18 02/02/2000	CZE	Yamaha YZF-R3 JRT Brno Circuit				4	Pirelli
20	<b>33 VALLE Daniel</b> (Val) 18 29/09/1999	ESP	Yamaha YZF-R3 BCD Yamaha MS Racing		1		13	Pirelli
21**	<b>37 KUCERA Roman</b> (Kuc) 16 02/11/2001	HUN	Kawasaki Ninja 400 Motoclub Balaz / KPA				4	Pirelli
22	<b>41 JÄHNIG Jan-Ole</b> (Jäh) 17 09/03/2001	GER	KTM RC 390 R Freudenberg KTM Junior Team				5	Pirelli
23	<b>43 GRUNWALD Luca</b> (Gru) 23 10/11/1994	GER	KTM RC 390 R Freudenberg KTM WorldSSP Team	1	1		4	Pirelli
24	<b>44 LOCHOFF Samuel Aaron</b> (Loc) 16 07/05/2002	RSA	Yamaha YZF-R3 Samurai-YART Racing	1	1		5	Pirelli
25	<b>54 FULIGNI Filippo</b> (Ful) 19 11/01/1999	ITA	Yamaha YZF-R3 GRT Yamaha WorldSSP300 Team				4	Pirelli
26	<b>55 HENDRA PRATAMA Galang</b> (Hen) 19 10/03/1999	INA	Yamaha YZF-R3 BIBLION YAMAHA MOTOXRACING	1	1		6	Pirelli
27	<b>58 FINOCCHIARO Trystan</b> (Fin) 19 27/10/1998	GBR	Honda CBR500R Scuderia Maranga Racing				8	Pirelli
28	<b>64 DE CANCELLIS Hugo</b> (DeC) 16 05/09/2001	FRA	Yamaha YZF-R3 Team Toth - Yart				3	Pirelli
29	<b>69 HERRERA Maria</b> (Her) 21 26/08/1996	ESP	Yamaha YZF-R3 BCD Yamaha MS Racing				4	Pirelli
30	<b>71 EDWARDS Tom</b> (Edw) 16 09/07/2001	AUS	Kawasaki Ninja 400 Nutec - Benjan - Kawasaki				5	Pirelli
31*	<b>73 SCHWARZ Vojtech</b> (Scw) 17 30/12/2000	CZE	Yamaha YZF-R3 Motosport Schwarz Racing Team				4	Pirelli
32	<b>78 FORAY Joseph</b> (For) 19 26/06/1998	FRA	Kawasaki Ninja 400 ETG Racing				4	Pirelli
33	<b>79 ALONSO Tomas</b> (Alo) 15 07/09/2002	POR	Yamaha YZF-R3 Samurai-YART Racing				4	Pirelli
34	<b>81 GONZALEZ Manuel</b> (Gon) 15 04/08/2002	ESP	Yamaha YZF-R3 Pertamina Almeria BCD Junior Team by MS				5	Pirelli
35	<b>84 OVERBEEKE Joep</b> (Ove) 19 01/03/1999	NED	Yamaha YZF-R3 Team Trasimeno				4	Pirelli
36	<b>93 KHAN Walid</b> (Kha) 18 13/12/1999	NED	Kawasaki Ninja 400 Nutec - Benjan - Kawasaki				4	Pirelli
37	<b>95 DEROUE Scott</b> (Der) 22 23/12/1995	NED	Kawasaki Ninja 400 Motoport Kawasaki	2	6	1	13	Pirelli
38	<b>96 PRATNA Imanuel Putra</b> (Pra) 21 05/09/1996	INA	Yamaha YZF-R3 TERRA E MOTO		2		4	Pirelli
39	<b>97 KAPPLER Maximilian</b> (Kap) 20 01/10/1997	GER	KTM RC 390 R Freudenberg KTM WorldSSP Team				5	Pirelli
40	<b>99 GRASSIA Paolo</b> (Gra) 18 10/11/1999	ITA	Yamaha YZF-R3 BIBLION YAMAHA MOTOXRACING				10	Pirelli

08/06/2018

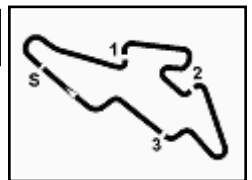
\* = Wild Card

\*\* = One Event

These data/results cannot be reproduced, stored and/or transmitted in whole or in part by any manner of electronic, mechanical, photocopying, recording, broadcasting or otherwise now known or herein after developed without the previous express consent by the copyright owner, except for reproduction in daily press and regular printed publications on sale to the public within 60 days of the event related to those data/results and always provided that copyright symbol appears together as follows below.

© DORNA WSBK ORGANIZATION Srl 2018





## ACERBIS Czech Round, 8 - 10 June 2018

### World Supersport 300 - Results Free Practice 1st Session

Automotodrom Brno 5.403 m  
1 / 2

No.	Rider	Nat	Team	Bike	Time	Gap	Rel.	Laps	Speed	
									Avg	Max
1	55 G. HENDRA PRATAMA	INA	BIBLION YAMAHA MOTOXRACING	Yamaha YZF-R3	2'18.041			12	140,906	192,9
2	43 L. GRUNWALD	GER	Freudenberg KTM WorldSSP Team	KTM RC 390 R	2'18.785	0.744	0.744	12	140,151	193,9
3	22 N. KALININ	UKR	GP Project Team	Kawasaki Ninja 400	2'18.967	0.926	0.182	12	139,967	195,7
4	25 A. VERDOÍA	FRA	Samurai-YART Racing	Yamaha YZF-R3	2'19.112	1.071	0.145	12	139,821	193,9
5	71 T. EDWARDS	AUS	Nutec - Benjan - Kawasaki	Kawasaki Ninja 400	2'19.222	1.181	0.110	12	139,711	194,6
6	21 B. SANCHEZ	ESP	ETG Racing	Kawasaki Ninja 400	2'19.317	1.276	0.095	12	139,615	193,2
7	95 S. DEROUE	NED	Motoport Kawasaki	Kawasaki Ninja 400	2'19.353	1.312	0.036	11	139,579	194,9
8	14 E. DE LA VEGA	FRA	GP Project Team	Kawasaki Ninja 400	2'19.432	1.391	0.079	12	139,500	192,9
9	93 W. KHAN	NED	Nutec - Benjan - Kawasaki	Kawasaki Ninja 400	2'19.505	1.464	0.073	12	139,427	192,5
10	17 K. MEUFFELS	NED	KTM Fortron Junior Team	KTM RC 390 R	2'19.604	1.563	0.099	12	139,328	195,3
11	2 A. CARRASCO	ESP	DS Junior Team	Kawasaki Ninja 400	2'19.695	1.654	0.091	9	139,238	193,2
12	69 M. HERRERA	ESP	BCD Yamaha MS Racing	Yamaha YZF-R3	2'19.701	1.660	0.006	11	139,232	188,8
13	20 D. LOUREIRO	RSA	DS Junior Team	Kawasaki Ninja 400	2'19.755	1.714	0.054	11	139,178	198,5
14	15 G. VAN STRAALLEN	NED	KTM Fortron Racing Team	KTM RC 390 R	2'19.779	1.738	0.024	12	139,154	191,8
15	8 M. PEREZ	ESP	Kawasaki ParkinGO Team	Kawasaki Ninja 400	2'19.887	1.846	0.108	11	139,047	191,8
16	81 M. GONZALEZ	ESP	Pertamina Almeria BCD Junior Team by MS	Yamaha YZF-R3	2'19.921	1.880	0.034	12	139,013	192,2
17	96 I. PRATNA	INA	TERRA E MOTO	Yamaha YZF-R3	2'20.008	1.967	0.087	11	138,926	192,2
18	41 J. JÄHNIG	GER	Freudenberg KTM Junior Team	KTM RC 390 R	2'20.017	1.976	0.009	12	138,917	191,5
19	33 D. VALLE	ESP	BCD Yamaha MS Racing	Yamaha YZF-R3	2'20.184	2.143	0.167	12	138,752	192,9
20	28 D. KOOPMAN	NED	GRT Yamaha WorldSSP300 Team	Yamaha YZF-R3	2'20.539	2.498	0.355	11	138,401	188,2
21	64 H. DE CANCELLIS	FRA	Team Toth - Yart	Yamaha YZF-R3	2'20.634	2.593	0.095	12	138,308	189,5
22	99 P. GRASSIA	ITA	BIBLION YAMAHA MOTOXRACING	Yamaha YZF-R3	2'20.640	2.599	0.006	11	138,302	186,9
23	13 D. IOZZO	RSA	Racedays	Honda CBR500R	2'20.785	2.744	0.145	10	138,160	189,1
24	19 L. BERNARDI	ITA	Team Trasimeno	Yamaha YZF-R3	2'20.851	2.810	0.066	12	138,095	187,5
25	12 A. RUSMIPUTRO	INA	Pertamina Almeria BCD by MS Racing	Yamaha YZF-R3	2'21.486	3.445	0.635	11	137,475	189,1
26	30 D. BLIN	POL	Team Toth - Yart	Yamaha YZF-R3	2'21.589	3.548	0.103	11	137,375	184,9
27	97 M. KAPPLER	GER	Freudenberg KTM WorldSSP Team	KTM RC 390 R	2'21.818	3.777	0.229	4	137,153	184,9
28	44 S. LOCHOFF	RSA	Samurai-YART Racing	Yamaha YZF-R3	2'21.918	3.877	0.100	10	137,057	191,5
29	78 J. FORAY	FRA	ETG Racing	Kawasaki Ninja 400	2'22.361	4.320	0.443	12	136,630	192,9
30	7 N. SETTIMO	ITA	Scuderia Maranga Racing	Honda CBR500R	2'22.456	4.415	0.095	12	136,539	187,5
31	79 T. ALONSO	POR	Samurai-YART Racing	Yamaha YZF-R3	2'22.713	4.672	0.257	12	136,293	194,6
32	3 T. TOPARIS	AUS	Motoport Kawasaki	Kawasaki Ninja 400	2'22.792	4.751	0.079	11	136,218	191,8
33	5 R. VOS	NED	KTM Fortron Racing Team	KTM RC 390 R	2'23.241	5.200	0.449	10	135,791	186,9
34	58 T. FINOCCHIARO	GBR	Scuderia Maranga Racing	Honda CBR500R	2'24.433	6.392	1.192	11	134,670	184,9
35	54 F. FULIGNI	ITA	GRT Yamaha WorldSSP300 Team	Yamaha YZF-R3	2'25.078	7.037	0.645	10	134,071	185,2
36	73 V. SCHWARZ	CZE	Motosport Schwarz Racing Team	Yamaha YZF-R3	2'26.453	8.412	1.375	10	132,813	180,9
37	37 R. KUCERA	HUN	Motoclub Balaz / KPA	Kawasaki Ninja 400	2'27.369	9.328	0.916	11	131,987	169,3
----- Out 107% in this Session -----										
38	32 A. PELIKANOVA	CZE	JRT Brno Circuit	Yamaha YZF-R3	2'28.242	10.201	0.873	9	131,210	178,2
39	27 F. ROVELLI	ITA	Kawasaki ParkinGO Team	Kawasaki Ninja 400				0		
40	84 J. OVERBEEKE	NED	Team Trasimeno	Yamaha YZF-R3				0		

Qualifying Lap Time (107% of 2'18.041): 2'27.705

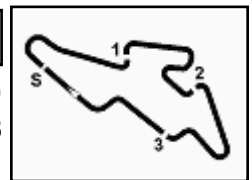
AIR	Humidity:	78%	Temp:	21°C
TRACK	Condition:	Dry	Temp:	30°C

08/06/2018 Start 11:45 End 12:21 The results are provisional until the end of the time limit for protests and appeals and the completion of the technical checks.

These data/results cannot be reproduced, stored and/or transmitted in whole or in part by any manner of electronic, mechanical, photocopying, recording, broadcasting or otherwise now known or herein after developed without the previous express consent by the copyright owner, except for reproduction in daily press and regular printed publications on sale to the public within 60 days of the event related to those data/results and always provided that copyright symbol appears together as follows below.

© DORNA WSBK ORGANIZATION Srl 2018





## ACERBIS Czech Round, 8 - 10 June 2018

### World Supersport 300 - Results Free Practice 1st Session

#### Session Highlights

Local Time	No. Rider	Description
11.45.00		Start
11.47.11	97 M. KAPPLER	Technical Problem - Turn 11
11.48.26	27 F. ROVELLI	Technical Problem - Turn 14
11.51.02	3 T. TOPARIS	Lap Cancelled (2'26.060) - Exceeded Track Limits - Turn 14
11.51.28	3 T. TOPARIS	Current Lap Cancelled - Exceeded Track Limits - Turn 4
11.58.00	14 E. DE LA VEGA	Lap Cancelled (2'22.269) - Exceeded Track Limits - Turn 9
11.58.45	93 W. KHAN	Current Lap Cancelled - Exceeded Track Limits - Turn 4
11.59.11	64 H. DE CANCELLIS	Current Lap Cancelled - Exceeded Track Limits - Turn 4
11.59.15	3 T. TOPARIS	Current Lap Cancelled - Exceeded Track Limits - Turn 4
11.59.41	30 D. BLIN	Current Lap Cancelled - Exceeded Track Limits - Turn 4
12.00.30	14 E. DE LA VEGA	Lap Cancelled (2'20.574) - Exceeded Track Limits - Turn 11
12.01.20	81 M. GONZALEZ	Lap Cancelled (2'21.115) - Exceeded Track Limits - Turn 14
12.01.23	71 T. EDWARDS	Lap Cancelled (2'26.391) - Exceeded Track Limits - Turn 14
12.01.36	19 L. BERNARDI	Lap Cancelled (2'21.016) - Exceeded Track Limits - Turn 14
12.02.05	3 T. TOPARIS	Current Lap Cancelled - Exceeded Track Limits - Turn 12
12.03.15	21 B. SANCHEZ	Current Lap Cancelled - Exceeded Track Limits - Turn 4
12.03.51	15 G. VAN STRAALLEN	Current Lap Cancelled - Exceeded Track Limits - Turn 4
12.05.21	43 L. GRUNWALD	Current Lap Cancelled - Exceeded Track Limits - Turn 4
12.07.08	12 A. RUSMIPUTRO	Lap Cancelled (2'22.184) - Exceeded Track Limits - Turn 12
12.07.44	73 V. SCHWARZ	Current Lap Cancelled - Exceeded Track Limits - Turn 4
12.08.29	15 G. VAN STRAALLEN	Current Lap Cancelled - Exceeded Track Limits - Turn 4
12.10.01	73 V. SCHWARZ	Current Lap Cancelled - Exceeded Track Limits - Turn 4
12.10.07	93 W. KHAN	Current Lap Cancelled - Exceeded Track Limits - Turn 4
12.10.11	3 T. TOPARIS	Current Lap Cancelled - Exceeded Track Limits - Turn 4
12.10.34	15 G. VAN STRAALLEN	Lap Cancelled (2'19.724) - Exceeded Track Limits - Turn 14
12.10.38	54 F. FULIGNI	Current Lap Cancelled - Exceeded Track Limits - Turn 4
12.11.02	71 T. EDWARDS	Current Lap Cancelled - Exceeded Track Limits - Turn 7
12.11.29	3 T. TOPARIS	Lap Cancelled (4'09.415) - Exceeded Track Limits - Turn 12
12.12.43	93 W. KHAN	Current Lap Cancelled - Exceeded Track Limits - Turn 4
12.12.48	25 A. VERDOÏA	Current Lap Cancelled - Exceeded Track Limits - Turn 4
12.12.55	14 E. DE LA VEGA	Current Lap Cancelled - Exceeded Track Limits - Turn 4
12.12.57	3 T. TOPARIS	Current Lap Cancelled - Exceeded Track Limits - Turn 4
12.13.43	8 M. PEREZ	Lap Cancelled (2'20.488) - Exceeded Track Limits - Turn 12
12.14.12	15 G. VAN STRAALLEN	Current Lap Cancelled - Exceeded Track Limits - Turn 4
12.14.55	3 T. TOPARIS	Current Lap Cancelled - Exceeded Track Limits - Turn 4
12.14.58	93 W. KHAN	Current Lap Cancelled - Exceeded Track Limits - Turn 4
12.15.02	43 L. GRUNWALD	Current Lap Cancelled - Exceeded Track Limits - Turn 4
12.15.38	17 K. MEUFFELS	Current Lap Cancelled - Exceeded Track Limits - Turn 4
12.15.46	15 G. VAN STRAALLEN	Current Lap Cancelled - Exceeded Track Limits - Turn 4
12.15.56	30 D. BLIN	Current Lap Cancelled - Exceeded Track Limits - Turn 4
12.16.19	12 A. RUSMIPUTRO	Current Lap Cancelled - Exceeded Track Limits - Turn 12
12.17.18	19 L. BERNARDI	Lap Cancelled (2'20.721) - Exceeded Track Limits - Turn 14
12.21.12		End Of Session

#### Fastest Laps Sequence

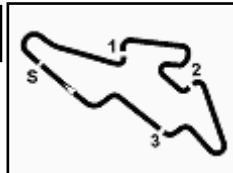
No.	Rider	Nat	Team	Bike	Local Time	Time	Gap	Avg
71	T. EDWARDS	AUS	Nutec - Benjan - Kawasaki	Kawasaki Ninja 400	11:49'52.753	<b>2'22.612</b>		136,390
95	S. DEROUE	NED	Motoport Kawasaki	Kawasaki Ninja 400	11:50'03.844	<b>2'22.215</b>	-0.397	136,770
81	M. GONZALEZ	ESP	Pertamina Almería BCD Junior Team by MS	Yamaha YZF-R3	11:50'04.197	<b>2'22.109</b>	-0.106	136,872
25	A. VERDOÏA	FRA	Samurai-YART Racing	Yamaha YZF-R3	11:52'18.652	<b>2'21.630</b>	-0.479	137,335
43	L. GRUNWALD	GER	Freudenberg KTM WorldSSP Team	KTM RC 390 R	11:52'20.542	<b>2'20.978</b>	-0.652	137,970
22	N. KALININ	UKR	GP Project Team	Kawasaki Ninja 400	11:52'20.692	<b>2'20.221</b>	-0.757	138,715
55	G. HENDRA PRATAMA	INA	BIBLION YAMAHA MOTOXRACING	Yamaha YZF-R3	11:57'26.871	<b>2'19.200</b>	-1.021	139,733
55	G. HENDRA PRATAMA	INA	BIBLION YAMAHA MOTOXRACING	Yamaha YZF-R3	12:02'05.871	<b>2'18.810</b>	-0.390	140,125
43	L. GRUNWALD	GER	Freudenberg KTM WorldSSP Team	KTM RC 390 R	12:11'08.431	<b>2'18.785</b>	-0.025	140,151
55	G. HENDRA PRATAMA	INA	BIBLION YAMAHA MOTOXRACING	Yamaha YZF-R3	12:13'56.099	<b>2'18.041</b>	-0.744	140,906

Start 08/06/2018 11:45 End 12:21 The results are provisional until the end of the time limit for protests and appeals and the completion of the technical checks.

These data/results cannot be reproduced, stored and/or transmitted in whole or in part by any manner of electronic, mechanical, photocopying, recording, broadcasting or otherwise now known or herein after developed without the previous express consent by the copyright owner, except for reproduction in daily press and regular printed publications on sale to the public within 60 days of the event related to those data/results and always provided that copyright symbol appears together as follows below.

© DORNA WSBK ORGANIZATION Srl 2018





## ACERBIS Czech Round, 8 - 10 June 2018

### World Supersport 300 - Best Sectors & Speed Free Practice 1st Session

Automotodrom Brno 5.403 m

BEST LAP		
1	55 G. HENDRA PRATAMA	Yamaha YZF-R3 2'18.041
2	43 L. GRUNWALD	KTM RC 390 R 2'18.785
3	22 N. KALININ	Kawasaki Ninja 400 2'18.967
4	25 A. VERDOÍA	Yamaha YZF-R3 2'19.112
5	71 T. EDWARDS	Kawasaki Ninja 400 2'19.222
6	21 B. SANCHEZ	Kawasaki Ninja 400 2'19.317
7	95 S. DEROUE	Kawasaki Ninja 400 2'19.353
8	14 E. DE LA VEGA	Kawasaki Ninja 400 2'19.432
9	93 W. KHAN	Kawasaki Ninja 400 2'19.505
10	17 K. MEUFFELS	KTM RC 390 R 2'19.604
11	2 A. CARRASCO	Kawasaki Ninja 400 2'19.695
12	69 M. HERRERA	Yamaha YZF-R3 2'19.701
13	20 D. LOUREIRO	Kawasaki Ninja 400 2'19.755
14	15 G. VAN STRAALLEN	KTM RC 390 R 2'19.779
15	8 M. PEREZ	Kawasaki Ninja 400 2'19.887
16	81 M. GONZALEZ	Yamaha YZF-R3 2'19.921
17	96 I. PRATNA	Yamaha YZF-R3 2'20.008
18	41 J. JÄHNIG	KTM RC 390 R 2'20.017
19	33 D. VALLE	Yamaha YZF-R3 2'20.184
20	28 D. KOOPMAN	Yamaha YZF-R3 2'20.539
21	64 H. DE CANCELLIS	Yamaha YZF-R3 2'20.634
22	99 P. GRASSIA	Yamaha YZF-R3 2'20.640
23	13 D. IOZZO	Honda CBR500R 2'20.785
24	19 L. BERNARDI	Yamaha YZF-R3 2'20.851
25	12 A. RUSMIPUTRO	Yamaha YZF-R3 2'21.486
26	30 D. BLIN	Yamaha YZF-R3 2'21.589
27	97 M. KAPPLER	KTM RC 390 R 2'21.818
28	44 S. LOCHOFF	Yamaha YZF-R3 2'21.918
29	78 J. FORAY	Kawasaki Ninja 400 2'22.361
30	7 N. SETTIMO	Honda CBR500R 2'22.456
31	79 T. ALONSO	Yamaha YZF-R3 2'22.713
32	3 T. TOPARIS	Kawasaki Ninja 400 2'22.792
33	5 R. VOS	KTM RC 390 R 2'23.241
34	58 T. FINOCCHIARO	Honda CBR500R 2'24.433
35	54 F. FULIGNI	Yamaha YZF-R3 2'25.078
36	73 V. SCHWARZ	Yamaha YZF-R3 2'26.453
37	37 R. KUCERA	Kawasaki Ninja 400 2'27.369
38	32 A. PELIKANOVA	Yamaha YZF-R3 2'28.242
39	84 J. OVERBEEKE	Yamaha YZF-R3
40	27 F. ROVELLI	Kawasaki Ninja 400

SPEED		
1	20 D. LOUREIRO	Kawasaki Ninja 400 198,5
2	22 N. KALININ	Kawasaki Ninja 400 195,7
3	17 K. MEUFFELS	KTM RC 390 R 195,3
4	95 S. DEROUE	Kawasaki Ninja 400 194,9
5	71 T. EDWARDS	Kawasaki Ninja 400 194,6
6	79 T. ALONSO	Yamaha YZF-R3 194,6
7	25 A. VERDOÍA	Yamaha YZF-R3 193,9
8	43 L. GRUNWALD	KTM RC 390 R 193,9
9	2 A. CARRASCO	Kawasaki Ninja 400 193,2
10	21 B. SANCHEZ	Kawasaki Ninja 400 193,2
11	33 D. VALLE	Yamaha YZF-R3 192,9
12	55 G. HENDRA PRATAMA	Yamaha YZF-R3 192,9
13	78 J. FORAY	Kawasaki Ninja 400 192,9
14	14 E. DE LA VEGA	Kawasaki Ninja 400 192,9
15	93 W. KHAN	Kawasaki Ninja 400 192,5
16	81 M. GONZALEZ	Yamaha YZF-R3 192,2
17	96 I. PRATNA	Yamaha YZF-R3 192,2
18	8 M. PEREZ	Kawasaki Ninja 400 191,8
19	15 G. VAN STRAALLEN	KTM RC 390 R 191,8
20	3 T. TOPARIS	Kawasaki Ninja 400 191,8
21	41 J. JÄHNIG	KTM RC 390 R 191,5
22	44 S. LOCHOFF	Yamaha YZF-R3 191,5
23	64 H. DE CANCELLIS	Yamaha YZF-R3 189,5
24	12 A. RUSMIPUTRO	Yamaha YZF-R3 189,1
25	13 D. IOZZO	Honda CBR500R 189,1
26	69 M. HERRERA	Yamaha YZF-R3 188,8
27	28 D. KOOPMAN	Yamaha YZF-R3 188,2
28	7 N. SETTIMO	Honda CBR500R 187,5
29	19 L. BERNARDI	Yamaha YZF-R3 187,5
30	99 P. GRASSIA	Yamaha YZF-R3 186,9
31	5 R. VOS	KTM RC 390 R 186,9
32	54 F. FULIGNI	Yamaha YZF-R3 185,2
33	30 D. BLIN	Yamaha YZF-R3 184,9
34	58 T. FINOCCHIARO	Honda CBR500R 184,9
35	97 M. KAPPLER	KTM RC 390 R 184,9
36	73 V. SCHWARZ	Yamaha YZF-R3 180,9
37	32 A. PELIKANOVA	Yamaha YZF-R3 178,2
38	37 R. KUCERA	Kawasaki Ninja 400 169,3

SEG. 1			SEG. 2			SEG. 3			SEG. 4		
1	15 G. VAN STRAALLEN	36.915	1	55 G. HENDRA PRATAMA	39.670	1	55 G. HENDRA PRATAMA	37.204	1	21 B. SANCHEZ	23.867
2	20 D. LOUREIRO	36.941	2	14 E. DE LA VEGA	39.825	2	43 L. GRUNWALD	37.451	2	55 G. HENDRA PRATAMA	23.901
3	22 N. KALININ	37.042	3	93 W. KHAN	39.907	3	71 T. EDWARDS	37.552	3	22 N. KALININ	24.024
4	71 T. EDWARDS	37.080	4	81 M. GONZALEZ	39.956	4	93 W. KHAN	37.572	4	17 K. MEUFFELS	24.095
5	43 L. GRUNWALD	37.099	5	95 S. DEROUE	39.978	5	15 G. VAN STRAALLEN	37.596	5	25 A. VERDOÍA	24.101
6	55 G. HENDRA PRATAMA	37.143	6	43 L. GRUNWALD	40.008	6	22 N. KALININ	37.608	6	43 L. GRUNWALD	24.115
7	95 S. DEROUE	37.169	7	2 A. CARRASCO	40.028	7	2 A. CARRASCO	37.611	7	33 D. VALLE	24.151
8	25 A. VERDOÍA	37.185	8	71 T. EDWARDS	40.037	8	17 K. MEUFFELS	37.628	8	69 M. HERRERA	24.175
9	21 B. SANCHEZ	37.211	9	25 A. VERDOÍA	40.042	9	96 I. PRATNA	37.656	9	14 E. DE LA VEGA	24.189
10	17 K. MEUFFELS	37.221	10	8 M. PEREZ	40.088	10	8 M. PEREZ	37.672	10	71 T. EDWARDS	24.190
11	33 D. VALLE	37.265	11	33 D. VALLE	40.144	11	95 S. DEROUE	37.687	11	20 D. LOUREIRO	24.194
12	41 J. JÄHNIG	37.269	12	28 D. KOOPMAN	40.219	12	81 M. GONZALEZ	37.696	12	41 J. JÄHNIG	24.225
13	81 M. GONZALEZ	37.286	13	96 I. PRATNA	40.227	13	21 B. SANCHEZ	37.732	13	13 D. IOZZO	24.244
14	2 A. CARRASCO	37.289	14	22 N. KALININ	40.241	14	25 A. VERDOÍA	37.735	14	96 I. PRATNA	24.248
15	69 M. HERRERA	37.294	15	41 J. JÄHNIG	40.245	15	41 J. JÄHNIG	37.746	15	2 A. CARRASCO	24.287
16	8 M. PEREZ	37.340	16	69 M. HERRERA	40.265	16	69 M. HERRERA	37.747	16	95 S. DEROUE	24.295
17	96 I. PRATNA	37.389	17	13 D. IOZZO	40.301	17	14 E. DE LA VEGA	37.771	17	81 M. GONZALEZ	24.336
18	93 W. KHAN	37.469	18	99 P. GRASSIA	40.325	18	20 D. LOUREIRO	37.773	18	15 G. VAN STRAALLEN	24.345
19	14 E. DE LA VEGA	37.479	19	15 G. VAN STRAALLEN	40.340	19	64 H. DE CANCELLIS	37.800	19	64 H. DE CANCELLIS	24.377
20	99 P. GRASSIA	37.612	20	17 K. MEUFFELS	40.342	20	99 P. GRASSIA	37.849	20	28 D. KOOPMAN	24.397
21	19 L. BERNARDI	37.638	21	19 L. BERNARDI	40.350	21	19 L. BERNARDI	37.858	21	8 M. PEREZ	24.406
22	28 D. KOOPMAN	37.671	22	21 B. SANCHEZ	40.399	22	33 D. VALLE	37.879	22	44 S. LOCHOFF	24.441
23	79 T. ALONSO	37.707	23	20 D. LOUREIRO	40.457	23	28 D. KOOPMAN	37.883	23	97 M. KAPPLER	24.478
24	64 H. DE CANCELLIS	37.772	24	64 H. DE CANCELLIS	40.461	24	13 D. IOZZO	38.028	24	30 D. BLIN	24.483
25	13 D. IOZZO	37.780	25	7 N. SETTIMO	40.600	25	30 D. BLIN	38.089	25	93 W. KHAN	24.487
26	12 A. RUSMIPUTRO	37.870	26	30 D. BLIN	40.670	26	12 A. RUSMIPUTRO	38.105	26	19 L. BERNARDI	24.504
27	30 D. BLIN	37.896	27	12 A. RUSMIPUTRO	40.690	27	97 M. KAPPLER	38.226	27	99 P. GRASSIA	24.532
28	3 T. TOPARIS	37.918	28	97 M. KAPPLER	40.922	28	78 J. FORAY	38.313	28	12 A. RUSMIPUTRO	24.593
29	7 N. SETTIMO	37.998	29	3 T. TOPARIS	40.980	29	44 S. LOCHOFF	38.320	29	79 T. ALONSO	24.697
30	78 J. FORAY	38.097	30	44 S. LOCHOFF	40.998	30	7 N. SETTIMO	38.404	30	78 J. FORAY	24.716
31	44 S. LOCHOFF	38.137	31	79 T. ALONSO	41.046	31	79 T. ALONSO	38.443	31	5 R. VOS	24.763
32	5 R. VOS	38.190	32	78 J. FORAY	41.059	32	5 R. VOS	38.555	32	7 N. SETTIMO	24.796
33	97 M. KAPPLER	38.192	33	58 T. FINOCCHIARO	41.101	33	58 T. FINOCCHIARO	38.816	33	3 T. TOPARIS	25.039
34	54 F. FULIGNI	38.561	34	5 R. VOS	41.104	34	3 T. TOPARIS	38.849	34	54 F. FULIGNI	25.165
35	58 T. FINOCCHIARO	38.707	35	73 V. SCHWARZ	41.405	35	54 F. FULIGNI	39.029	35	58 T. FINOCCHIARO	25.188
36	73 V. SCHWARZ	38.801	36	54 F. FULIGNI	41.484	36	73 V. SCHWARZ	39.099	36	73 V. SCHWARZ	25.295
37	37 R. KUCERA	39.597	37	37 R. KUCERA	42.201	37	37 R. KUCERA	39.464	37	37 R. KUCERA	25.405
38	32 A. PELIKANOVA	39.599	38	32 A. PELIKANOVA	42.788	38	32 A. PELIKANOVA	39.982	38	32 A. PELIKANOVA	25.698

08/06/2018

These data/results cannot be reproduced, stored and/or transmitted in whole or in part by any manner of electronic, mechanical, photocopying, recording, broadcasting or otherwise now known or herein after developed without the previous express consent by the copyright owner, except for reproduction in daily press and regular printed publications on sale to the public within 60 days of the event related to those data/results and always provided that copyright symbol appears together as follows below.

© DORNA WSBK ORGANIZATION Srl 2018



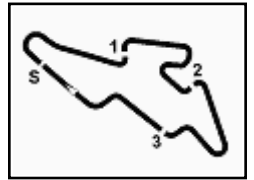
Official Fuel Supplier



Official Tyre Supplier



Official Timekeeper



## ACERBIS Czech Round, 8 - 10 June 2018

### World Supersport 300 - Ideal Times Free Practice 1st Session

Automotodrom Brno 5.403 m  
1 / 2

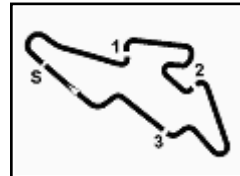
No.	Rider	Nat	Bike	Seg. 1 Diff. 1	Seg. 2 Diff. 2	Seg. 3 Diff. 3	Seg. 4 Diff. 4	Ideal Time Best Lap	Pos.	Diff.
1	<b>55 G. HENDRA PRATAMA</b>	INA	Yamaha YZF-R3	37.143 0.123	<b>39.670</b>	<b>37.204</b>	23.901	<b>2'17.918</b> 2'18.041	3	0.123
2	<b>43 L. GRUNWALD</b>	GER	KTM RC 390 R	37.099	40.008 0.057	37.451 0.055	24.115	<b>2'18.673</b> 2'18.785	4	0.112
3	<b>71 T. EDWARDS</b>	AUS	Kawasaki Ninja 400	37.080 0.363	40.037	37.552	24.190	<b>2'18.859</b> 2'19.222	7	0.363
4	<b>22 N. KALININ</b>	UKR	Kawasaki Ninja 400	37.042	40.241	37.608 0.052	24.024	<b>2'18.915</b> 2'18.967	5	0.052
5	<b>25 A. VERDOÑA</b>	FRA	Yamaha YZF-R3	37.185 0.043	40.042	37.735 0.006	24.101	<b>2'19.063</b> 2'19.112	6	0.049
6	<b>95 S. DEROUÉ</b>	NED	Kawasaki Ninja 400	37.169	39.978 0.107	37.687 0.117	24.295	<b>2'19.129</b> 2'19.353	9	0.224
7	<b>15 G. VAN STRAALEN</b>	NED	KTM RC 390 R	<b>36.915</b> 0.532	40.340	37.596 0.051	24.345	<b>2'19.196</b> 2'19.779	16	0.583
8	<b>21 B. SANCHEZ</b>	ESP	Kawasaki Ninja 400	37.211 0.108	40.399	37.732	<b>23.867</b>	<b>2'19.209</b> 2'19.317	8	0.108
9	<b>2 A. CARRASCO</b>	ESP	Kawasaki Ninja 400	37.289	40.028 0.270	37.611 0.210	24.287	<b>2'19.215</b> 2'19.695	13	0.480
10	<b>14 E. DE LA VEGA</b>	FRA	Kawasaki Ninja 400	37.479	39.825	37.771 0.168	24.189	<b>2'19.264</b> 2'19.432	10	0.168
11	<b>81 M. GONZALEZ</b>	ESP	Yamaha YZF-R3	37.286	39.956 0.647	37.696	24.336	<b>2'19.274</b> 2'19.921	18	0.647
12	<b>17 K. MEUFFELS</b>	NED	KTM RC 390 R	37.221 0.059	40.342 0.104	37.628	24.095 0.155	<b>2'19.286</b> 2'19.604	12	0.318
13	<b>20 D. LOUREIRO</b>	RSA	Kawasaki Ninja 400	36.941 0.262	40.457 0.041	37.773	24.194 0.087	<b>2'19.365</b> 2'19.755	15	0.390
14	<b>93 W. KHAN</b>	NED	Kawasaki Ninja 400	37.469	39.907 0.070	37.572	24.487	<b>2'19.435</b> 2'19.505	11	0.070
15	<b>33 D. VALLE</b>	ESP	Yamaha YZF-R3	37.265 0.342	40.144	37.879 0.165	24.151 0.238	<b>2'19.439</b> 2'20.184	21	0.745
16	<b>69 M. HERRERA</b>	ESP	Yamaha YZF-R3	37.294	40.265	37.747 0.052	24.175 0.168	<b>2'19.481</b> 2'19.701	14	0.220
17	<b>41 J. JÄHNIG</b>	GER	KTM RC 390 R	37.269 0.022	40.245	37.746 0.430	24.225 0.080	<b>2'19.485</b> 2'20.017	20	0.532
18	<b>8 M. PEREZ</b>	ESP	Kawasaki Ninja 400	37.340	40.088	37.672 0.331	24.406 0.050	<b>2'19.506</b> 2'19.887	17	0.381
19	<b>96 I. PRATNA</b>	INA	Yamaha YZF-R3	37.389	40.227	37.656 0.265	24.248 0.223	<b>2'19.520</b> 2'20.008	19	0.488
20	<b>28 D. KOOPMAN</b>	NED	Yamaha YZF-R3	37.671	40.219 0.161	37.883 0.093	24.397 0.115	<b>2'20.170</b> 2'20.539	22	0.369
21	<b>99 P. GRASSIA</b>	ITA	Yamaha YZF-R3	37.612 0.208	40.325	37.849	24.532 0.114	<b>2'20.318</b> 2'20.640	24	0.322
22	<b>19 L. BERNARDI</b>	ITA	Yamaha YZF-R3	37.638	40.350 0.067	37.858 0.218	24.504 0.216	<b>2'20.350</b> 2'20.851	26	0.501
23	<b>13 D. IOZZO</b>	RSA	Honda CBR500R	37.780 0.064	40.301 0.268	38.028	24.244 0.100	<b>2'20.353</b> 2'20.785	25	0.432
24	<b>64 H. DE CANCELLIS</b>	FRA	Yamaha YZF-R3	37.772	40.461	37.800 0.224	24.377	<b>2'20.410</b> 2'20.634	23	0.224
25	<b>30 D. BLIN</b>	POL	Yamaha YZF-R3	37.896 0.229	40.670 0.222	38.089	24.483	<b>2'21.138</b> 2'21.589	28	0.451
26	<b>12 A. RUSMIPUTRO</b>	INA	Yamaha YZF-R3	37.870	40.690 0.076	38.105 0.152	24.593	<b>2'21.258</b> 2'21.486	27	0.228
27	<b>7 N. SETTIMO</b>	ITA	Honda CBR500R	37.998 0.459	40.600	38.404	24.796 0.199	<b>2'21.798</b> 2'22.456	32	0.658
28	<b>97 M. KAPPLER</b>	GER	KTM RC 390 R	38.192	40.922	38.226	24.478	<b>2'21.818</b> 2'21.818	29	
29	<b>79 T. ALONSO</b>	POR	Yamaha YZF-R3	37.707 0.207	41.046 0.203	38.443 0.204	24.697 0.206	<b>2'21.893</b> 2'22.713	33	0.820
30	<b>44 S. LOCHOFF</b>	RSA	Yamaha YZF-R3	38.137 0.022	40.998	38.320	24.441	<b>2'21.896</b> 2'21.918	30	0.022
31	<b>78 J. FORAY</b>	FRA	Kawasaki Ninja 400	38.097	41.059 0.058	38.313 0.069	24.716 0.049	<b>2'22.185</b> 2'22.361	31	0.176
32	<b>5 R. VOS</b>	NED	KTM RC 390 R	38.190	41.104 0.233	38.555 0.164	24.763 0.232	<b>2'22.612</b> 2'23.241	35	0.629
33	<b>3 T. TOPARIS</b>	AUS	Kawasaki Ninja 400	37.918	40.980	38.849	25.039 0.006	<b>2'22.786</b> 2'22.792	34	0.006

08/06/2018

These data/results cannot be reproduced, stored and/or transmitted in whole or in part by any manner of electronic, mechanical, photocopying, recording, broadcasting or otherwise now known or herein after developed without the previous express consent by the copyright owner, except for reproduction in daily press and regular printed publications on sale to the public within 60 days of the event related to those data/results and always provided that copyright symbol appears together as follows below.

© DORNA WSBK ORGANIZATION Srl 2018





## ACERBIS Czech Round, 8 - 10 June 2018

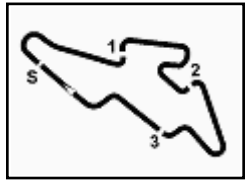
### World Supersport 300 - Ideal Times Free Practice 1st Session

Automotodrom Brno 5.403 m  
2 / 2

No.	Rider	Nat	Bike	Seg. 1	Seg. 2	Seg. 3	Seg. 4	Ideal Time		
				Diff. 1	Diff. 2	Diff. 3	Diff. 4	Best Lap	Pos.	Diff.
34	<b>58 T. FINOCCHIARO</b>	GBR	Honda CBR500R	38.707 0.068	41.101 0.305	38.816	25.188 0.248	<b>2'23.812</b>	36	0.621
35	<b>54 F. FULIGNI</b>	ITA	Yamaha YZF-R3	38.561 0.010	41.484	39.029 0.465	25.165 0.364	<b>2'24.239</b>	37	0.839
36	<b>73 V. SCHWARZ</b>	CZE	Yamaha YZF-R3	38.801 0.683	41.405 0.553	39.099 0.276	25.295 0.341	<b>2'24.600</b>	38	1.853
37	<b>37 R. KUCERA</b>	HUN	Kawasaki Ninja 400	39.597 0.289	42.201 0.245	39.464	25.405 0.168	<b>2'26.667</b>	39	0.702
38	<b>32 A. PELIKANOVA</b>	CZE	Yamaha YZF-R3	39.599	42.788	39.982 0.106	25.698 0.069	<b>2'28.067</b>	40	0.175
<b>Overall Ideal Time</b>				36.915	39.670	37.204	23.867	<b>2'17.656</b>		

08/06/2018  
 These data/results cannot be reproduced, stored and/or transmitted in whole or in part by any manner of electronic, mechanical, photocopying, recording, broadcasting or otherwise now known or herein after developed without the previous express consent by the copyright owner, except for reproduction in daily press and regular printed publications on sale to the public within 60 days of the event related to those data/results and always provided that copyright symbol appears together as follows below.  
 © DORNA WSBK ORGANIZATION Srl 2018





## ACERBIS Czech Round, 8 - 10 June 2018

### World Supersport 300 - Chronological Analysis Free Practice 1st Session

Automotodrom Brno 5.403 m

1 / 5

1° 55 G. HENDRA PRATAMA (2'18.041)								5° 71 T. EDWARDS (2'19.222)							
Lap	Seg.1	Seg.2	Seg.3	Seg.4	Lap Time	km/h	Local Time	Lap	Seg.1	Seg.2	Seg.3	Seg.4	Lap Time	km/h	Local Time
1		44.599	41.106	25.681			11:47'57.377	1		42.054	38.945	25.423			11:47'30.141
2	38.502	42.626	38.931	29.085	2'29.144	181,8	11:50'26.521	2	38.111	40.953	38.485	25.063	2'22.612	185,6	11:49'52.753
3	37.677	40.799	37.734	24.538	2'20.748	187,8	11:52'47.269	3	38.697	40.987	38.434	25.126	2'23.244	185,2	11:52'15.997
4	37.862	40.238	37.751	24.551	2'20.402	177,0	11:55'07.671	4	38.136	43.216	40.322	24.725	2'26.399	182,7	11:54'42.396
5	37.346	40.120	37.447	24.287	2'19.200	186,9	11:57'26.871	5	37.447	40.636	38.354	24.771	2'21.208	189,5	11:57'03.604
6	37.524	40.220	37.848	24.598	2'20.190	<b>192,9</b>	11:59'47.061	6	38.142	42.684	39.203	26.362	2'26.391C	185,6	11:59'29.995
7	37.200	40.096	37.350	24.164	2'18.810	187,2	12:02'05.871	7	37.258	40.488	38.202	24.647	2'20.595	192,5	12:01'50.590
8	37.257	40.289	47.026	24.637	2'29.209	191,2	12:04'35.080	8	40.617	45.073	38.937	25.053	2'29.680	186,5	12:04'20.270
9	37.278	39.988	37.629	24.356	2'19.251	185,6	12:06'54.331	9	37.462	42.795	38.400	25.303	2'23.960	189,8	12:06'44.230
10	37.194	39.739	37.658	26.905	2'21.496	188,2	12:09'15.827	10	37.377	41.074	45.354	25.249	2'29.054	190,5	12:09'13.284
11	37.285	39.915	39.875	25.156	2'22.231	190,1	12:11'38.058	11	<b>37.080</b>	40.374	37.777	24.385	2'19.616C	<b>194,6</b>	12:11'32.900
12	37.266	<b>39.670</b>	<b>37.204</b>	<b>23.901</b>	<b>2'18.041</b>	187,5	12:13'56.099	12	37.443	<b>40.037</b>	<b>37.552</b>	<b>24.190</b>	<b>2'19.222</b>	188,2	12:13'52.122
13	<b>37.143</b>	39.998	37.281	24.569	2'18.991	189,1	12:16'15.090	13	38.998	41.554	38.428	25.056	2'24.036	184,0	12:16'16.158

2° 43 L. GRUNWALD (2'18.785)								6° 21 B. SANCHEZ (2'19.317)							
Lap	Seg.1	Seg.2	Seg.3	Seg.4	Lap Time	km/h	Local Time	Lap	Seg.1	Seg.2	Seg.3	Seg.4	Lap Time	km/h	Local Time
1		44.263	39.815	25.586			11:47'36.748	1		44.486	39.889	25.405			11:47'40.456
2	38.281	41.228	38.565	24.742	2'22.816	190,8	11:49'59.564	2	38.409	41.697	39.005	25.112	2'24.223	189,1	11:50'04.679
3	37.519	40.826	38.147	24.486	2'20.978	188,2	11:52'20.542	3	38.155	41.567	38.485	24.816	2'23.023	<b>193,2</b>	11:52'27.702
4	37.828	40.478	37.952	24.435	2'20.693	187,8	11:54'41.235	4	38.303	41.301	39.279	24.811	2'23.694	188,8	11:54'51.396
5	39.536	41.145	37.993	24.357	2'23.031	187,2	11:57'04.266	5	37.808	40.465	38.075	24.649	2'20.997	188,8	11:57'12.393
6	37.706	40.274	37.989	24.491	2'20.460	191,2	11:59'24.726	6	38.149	40.694	38.227	25.294	2'22.364	186,9	11:59'34.757
7	37.305	40.651	38.041	24.365	2'20.362	188,2	12:01'45.088	7	37.957	41.025	38.268	24.754	2'22.004	188,5	12:01'56.761
8	39.927	42.229	38.193	24.655	2'25.004	186,2	12:04'10.092	8	37.936	40.673	38.254	24.847	2'21.710C	190,8	12:04'18.471
9	37.513	40.386	37.962	24.381	2'20.242C	185,6	12:06'30.334	9	37.646	40.634	38.687	26.701	2'23.668	191,2	12:06'42.139
10	37.451	40.057	<b>37.451</b>	24.353	2'19.312	187,5	12:08'49.646	10	37.945	40.862	45.091	28.811	2'32.709	190,1	12:09'14.848
11	<b>37.099</b>	40.065	37.506	<b>24.115</b>	<b>2'18.785</b>	<b>193,9</b>	12:11'08.431	11	37.300	40.752	38.171	24.287	2'20.510	192,5	12:11'35.358
12	37.611	40.411	39.675	24.251	2'21.948	188,8	12:13'30.379	12	37.319	<b>40.399</b>	<b>37.732</b>	<b>23.867</b>	<b>2'19.317</b>	190,5	12:13'54.675
13	37.358	<b>40.008</b>	37.637	24.186	2'19.189C	186,2	12:15'49.568	13	<b>37.211</b>	40.432	37.755	24.643	2'20.041	<b>193,2</b>	12:16'14.716

3° 22 N. KALININ (2'18.967)								7° 95 S. DEROUÉ (2'19.353)							
Lap	Seg.1	Seg.2	Seg.3	Seg.4	Lap Time	km/h	Local Time	Lap	Seg.1	Seg.2	Seg.3	Seg.4	Lap Time	km/h	Local Time
1		44.336	39.468	25.170			11:47'37.332	1		42.777	39.504	25.440			11:47'41.629
2	38.252	41.996	38.385	24.506	2'23.139	190,5	11:50'00.471	2	37.947	41.289	38.352	24.627	2'22.215	188,8	11:50'03.844
3	37.432	40.854	37.729	24.206	2'20.221	191,8	11:52'20.692	3	37.640	40.887	37.980	24.653	2'21.160	<b>194,9</b>	11:52'25.004
4	38.158	41.425	37.781	24.835	2'22.199	<b>195,7</b>	11:54'42.891	4	37.586	40.615	38.334	32.567	2'29.102P	188,5	11:54'54.106
5	37.326	40.942	37.968	24.514	2'20.750	195,3	11:57'03.641	5	4'06.015	40.736	38.499	24.906	5'50.156P		12:00'44.262
6	38.669	41.647	37.660	24.403	2'22.379	181,8	11:59'26.020	6	37.847	40.514	37.918	24.395	2'20.674	185,6	12:03'04.936
7	37.727	40.661	38.044	24.375	2'20.807	192,2	12:01'46.827	7	37.673	40.293	38.054	24.690	2'20.710	186,2	12:05'25.646
8	37.530	42.912	38.693	24.607	2'23.742	190,5	12:04'10.569	8	37.469	40.141	<b>37.687</b>	24.308	2'19.605	188,8	12:07'45.251
9	37.376	40.426	38.079	24.384	2'20.265	190,8	12:06'30.834	9	37.358	40.283	37.728	24.338	2'19.707	190,5	12:10'04.958
10	37.298	40.350	38.097	24.285	2'20.030	190,5	12:08'50.864	10	37.646	<b>39.978</b>	40.875	24.642	2'23.141	185,2	12:12'28.099
11	37.335	40.296	<b>37.608</b>	24.154	2'19.393	191,8	12:11'10.257	11	<b>37.169</b>	40.085	37.804	<b>24.295</b>	<b>2'19.353</b>	191,2	12:14'47.452
12	<b>37.042</b>	<b>40.241</b>	37.660	<b>24.024</b>	<b>2'18.967</b>	192,9	12:13'29.224	12	37.846	42.713	38.747	33.913	2'33.219P	186,9	12:17'20.671
13	37.528	40.321	37.843	24.170	2'19.862	190,1	12:15'49.086								

4° 25 A. VERDOÍA (2'19.112)								8° 14 E. DE LA VEGA (2'19.432)							
Lap	Seg.1	Seg.2	Seg.3	Seg.4	Lap Time	km/h	Local Time	Lap	Seg.1	Seg.2	Seg.3	Seg.4	Lap Time	km/h	Local Time
1		43.790	39.374	25.627			11:47'34.147	1		42.586	39.163	25.657			11:47'42.245
2	38.372	41.059	38.374	25.070	2'22.875	181,8	11:49'57.022	2	37.935	41.228	38.400	24.885	2'22.448	189,1	11:50'04.693
3	37.998	40.710	38.137	24.785	2'21.630	181,5	11:52'18.652	3	37.756	40.501	37.995	24.388	2'20.640	<b>192,9</b>	11:52'25.333
4	37.774	40.579	37.967	24.919	2'21.239	183,4	11:54'39.891	4	37.616	40.484	38.228	24.610	2'20.938	188,5	11:54'46.271
5	38.770	43.560	37.867	24.323	2'24.520	181,5	11:57'04.411	5	39.332	40.480	37.890	24.567	2'22.269C	186,2	11:57'08.540
6	37.712	40.660	<b>37.735</b>	24.380	2'20.487	<b>193,9</b>	11:59'24.898	6	37.675	40.375	37.982	24.542	2'20.574C	188,5	11:59'29.114
7	37.332	40.796	37.948	24.578	2'20.654	189,1	12:01'45.552	7	38.237	41.288	38.382	30.538	2'28.445	188,5	12:01'57.559
8	38.093	40.904	39.504	26.899	2'25.400	186,5	12:04'10.952	8	37.532	40.606	38.080	24.603	2'20.821	187,8	12:04'18.380
9	<b>37.185</b>	40.523	37.968	24.400	2'20.076	187,8	12:06'31.028	9	38.999	40.230	37.928	24.516	2'21.673	187,2	12:06'40.053
10	37.357	40.589	37.800	24.318	2'20.064	190,5	12:08'51.092	10	38.054	40.338	37.840	24.536	2'20.768	183,1	12:09'00.821
11	37.319	40.410	37.807	24.480	2'20.016	191,5	12:11'11.108	11	37.667	40.242	<b>37.771</b>	24.329	2'20.009	188,2	12:11'20.830
12	37.423	40.353	37.668	24.283	2'19.727C	187,2	12:13'30.835	12	37.579	39.966	37.829	24.150	2'19.524C	186,5	12:13'40.354
13	37.228	<b>40.042</b>	37.741	<b>24.101</b>	<b>2'19.112</b>	188,2	12:15'49.947	13	<b>37.479</b>	<b>39.825</b>	37.939	<b>24.189</b>	<b>2'19.432</b>	189,1	12:15'59.786

08/06/2018 P = Pits In/Out - C = Lap Time Cancelled

These data/results cannot be reproduced, stored and/or transmitted in whole or in part by any manner of electronic, mechanical, photocopying, recording, broadcasting or otherwise now known or herein after developed without the previous express consent by the copyright owner, except for reproduction in daily press and regular printed publications on sale to the public within 60 days of the event related to those data/results and always provided that copyright symbol appears together as follows below.

© DORNA WSBK ORGANIZATION Srl 2018



Official Fuel Supplier

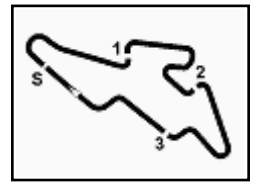


FKR PERUGIA TIMING

Official Tyre Supplier



Official Timekeeper



## ACERBIS Czech Round, 8 - 10 June 2018

### World Supersport 300 - Chronological Analysis Free Practice 1st Session

Automotodrom Brno 5.403 m

2 / 5

9° 93 W. KHAN (2'19.505)							
Lap	Seg.1	Seg.2	Seg.3	Seg.4	Lap Time	km/h	Local Time
1		42.289	38.896	25.379			11:47'29.494
2	38.376	41.185	38.889	24.986	2'23.436	182,7	11:49'52.930
3	38.320	40.708	38.288	24.801	2'22.117	185,9	11:52'15.047
4	37.769	45.102	40.013	24.691	2'27.575	182,1	11:54'42.622
5	37.730	40.888	38.076	24.527	2'21.221	<b>192,5</b>	11:57'03.843
6	37.595	40.121	38.227	24.624	2'20.567C	191,5	11:59'24.410
7	38.032	40.626	38.139	24.570	2'21.367	185,9	12:01'45.777
8	38.188	41.012	37.655	24.590	2'21.445	189,5	12:04'07.222
9	37.747	40.434	38.231	24.582	2'20.994	186,2	12:06'28.216
10	<b>37.469</b>	39.977	<b>37.572</b>	<b>24.487</b>	<b>2'19.505</b>	184,6	12:08'47.721
11	37.642	<b>39.907</b>	37.930	24.431	2'19.910C	184,6	12:11'07.631
12	37.944	39.973	37.750	24.467	2'20.134C	183,7	12:13'27.765
13	37.897	40.361	39.011	24.473	2'21.742C	183,7	12:15'49.507

10° 17 K. MEUFFELS (2'19.604)							
Lap	Seg.1	Seg.2	Seg.3	Seg.4	Lap Time	km/h	Local Time
1		43.863	39.542	25.079			11:48'36.513
2	38.705	41.761	38.568	24.560	2'23.594	188,5	11:51'00.107
3	37.665	41.173	38.175	24.410	2'21.423	189,1	11:53'21.530
4	37.751	41.149	38.488	24.357	2'21.745	188,5	11:55'43.275
5	37.365	40.773	38.144	24.346	2'20.628	190,1	11:58'03.903
6	37.328	40.874	37.952	24.889	2'21.043	188,8	12:00'24.946
7	<b>37.221</b>	40.462	37.784	24.284	2'19.751	<b>195,3</b>	12:02'44.697
8	37.354	<b>40.342</b>	37.925	24.558	2'20.179	187,8	12:05'04.876
9	37.280	40.446	<b>37.628</b>	24.250	<b>2'19.604</b>	185,6	12:07'24.480
10	37.441	40.629	37.741	24.215	2'20.026	189,5	12:09'44.506
11	37.223	40.585	37.727	24.227	2'19.762	189,1	12:12'04.268
12	37.451	40.570	37.661	<b>24.095</b>	2'19.777	186,2	12:14'24.045
13	37.472	40.498	37.669	24.172	2'19.811C	187,5	12:16'43.856

11° 2 A. CARRASCO (2'19.695)							
Lap	Seg.1	Seg.2	Seg.3	Seg.4	Lap Time	km/h	Local Time
1		43.914	40.796	25.788			11:48'44.967
2	38.983	41.931	39.096	25.112	2'25.122	184,9	11:51'10.089
3	38.383	41.247	38.479	25.070	2'23.179	186,9	11:53'33.268
4	37.944	40.965	38.347	35.444	2'32.700P	186,9	11:56'05.968
5	6'13.221	42.215	39.351	25.367	8'00.154P		12:04'06.122
6	38.051	40.938	38.268	24.789	2'22.046	186,2	12:06'28.168
7	37.766	41.181	37.730	24.651	2'21.328	183,4	12:08'49.496
8	37.749	<b>40.028</b>	<b>37.611</b>	24.366	2'19.754	<b>193,2</b>	12:11'09.250
9	<b>37.289</b>	40.298	37.821	<b>24.287</b>	<b>2'19.695</b>	190,5	12:13'28.945
10	37.386	40.123	37.974	24.387	2'19.870	189,1	12:15'48.815

12° 69 M. HERRERA (2'19.701)							
Lap	Seg.1	Seg.2	Seg.3	Seg.4	Lap Time	km/h	Local Time
1		45.872	40.684	26.174			11:48'23.257
2	39.165	42.291	39.021	25.455	2'25.932	177,0	11:50'49.189
3	38.578	41.331	38.502	25.259	2'23.670	177,9	11:53'12.859
4	38.451	40.990	38.520	25.213	2'23.174	178,8	11:55'36.033
5	38.350	40.690	38.396	24.892	2'22.328	179,4	11:57'58.361
6	38.069	40.920	38.718	33.831	2'31.538P	180,3	12:00'29.899
7	1'49.388	42.278	39.817	25.808	3'37.291P		12:04'07.190
8	37.674	40.699	38.203	24.714	2'21.290	181,5	12:06'28.480
9	37.538	40.326	38.185	24.630	2'20.679	185,9	12:08'49.159
10	37.865	40.387	<b>37.747</b>	24.249	2'20.248	183,1	12:11'09.407
11	<b>37.294</b>	<b>40.265</b>	37.799	24.343	<b>2'19.701</b>	<b>188,8</b>	12:13'29.108
12	37.770	40.446	37.801	<b>24.175</b>	2'20.192	184,0	12:15'49.300

13° 20 D. LOUREIRO (2'19.755)							
Lap	Seg.1	Seg.2	Seg.3	Seg.4	Lap Time	km/h	Local Time
1		43.820	40.439	25.139			11:47'35.838
2	37.963	41.115	38.991	24.788	2'22.857	190,8	11:49'58.695

3	37.880	41.037	38.664	24.684	2'22.265	189,8	11:52'20.960
4	37.563	40.815	38.067	24.312	2'20.757	195,7	11:54'41.717
5	37.788	41.303	41.487	33.524	2'34.102P	192,5	11:57'15.819
6	3'12.303	40.920	38.260	24.491	4'55.974P		12:02'11.793
7	36.959	40.681	37.903	24.310	2'19.853	193,9	12:04'31.646
8	37.203	40.498	<b>37.773</b>	24.281	<b>2'19.755</b>	191,8	12:06'51.401
9	37.026	40.500	38.085	<b>24.194</b>	2'19.805	197,1	12:09'11.206
10	<b>36.941</b>	40.563	38.123	24.455	2'20.082	<b>198,5</b>	12:11'31.288
11	37.785	<b>40.457</b>	37.993	25.369	2'21.604	186,5	12:13'52.892
12	37.628	40.540	38.551	25.781	2'22.500	187,5	12:16'15.392

14° 15 G. VAN STRAALLEN (2'19.779)							
Lap	Seg.1	Seg.2	Seg.3	Seg.4	Lap Time	km/h	Local Time
1		43.152	39.174	25.569			11:48'35.143
2	39.291	41.665	38.032	24.883	2'23.871	179,7	11:50'59.014
3	38.116	41.126	38.142	25.328	2'22.712	181,8	11:53'21.726
4	37.733	41.095	38.017	24.676	2'21.521	184,9	11:55'43.247
5	37.615	40.711	38.074	24.396	2'20.796	185,2	11:58'04.043
6	37.396	40.768	37.991	24.531	2'20.686	<b>191,8</b>	12:00'24.729
7	37.844	40.353	<b>37.596</b>	24.391	2'20.184	187,8	12:02'44.913
8	<b>36.915</b>	40.219	38.655	24.242	2'20.031C	187,8	12:05'04.944
9	37.447	<b>40.340</b>	37.647	<b>24.345</b>	<b>2'19.779</b>	188,5	12:07'24.723
10	36.919	40.648	37.643	24.514	2'19.724C	189,5	12:09'44.447
11	38.071	40.766	37.882	24.384	2'21.103	184,3	12:12'05.550
12	37.962	40.664	38.177	24.580	2'21.383C	183,7	12:14'26.933
13	38.059	40.446	39.260	39.014	2'36.779CP	183,1	12:17'03.712

15° 8 M. PEREZ (2'19.887)							
Lap	Seg.1	Seg.2	Seg.3	Seg.4	Lap Time	km/h	Local Time
1		43.931	40.111	25.277			11:47'36.931
2	38.533	46.877	38.724	25.043	2'29.177	<b>191,8</b>	11:50'06.108
3	37.893	41.202	38.583	24.722	2'22.400	188,5	11:52'28.508
4	37.781	41.217	38.674	24.697	2'22.369	188,8	11:54'50.877
5	38.019	40.525	38.190	24.820	2'21.554	185,6	11:57'12.431
6	38.015	40.533	38.303	26.317	2'23.168	186,9	11:59'35.599
7	37.614	40.684	37.910	24.625	2'20.833	189,1	12:01'56.432
8	40.106	41.110	38.199	31.728	2'31.143P	184,9	12:04'27.575
9	3'53.932	42.539	37.779	<b>24.406</b>	5'38.656P		12:10'06.231
10	37.671	40.112	38.189	24.516	2'20.488C	185,6	12:12'26.719
11	39.381	40.776	<b>37.672</b>	24.717	2'22.546	183,1	12:14'49.265
12	<b>37.340</b>	<b>40.088</b>	38.003	24.456	<b>2'19.887</b>	188,5	12:17'09.152

16° 81 M. GONZALEZ (2'19.921)							
Lap	Seg.1	Seg.2	Seg.3	Seg.4	Lap Time	km/h	Local Time
1		41.973	39.253	25.732			11:47'42.088
2	38.352	40.610	38.361	24.786	2'22.109	186,2	11:50'04.197
3	37.644	40.628	37.953	24.647	2'20.872	<b>192,2</b>	11:52'25.069
4	37.623	40.195	38.204	26.273	2'22.295	189,5	11:54'47.364
5	37.826	40.262	38.144	24.713	2'20.945	185,6	11:57'08.309
6	38.182	40.515	37.827	24.591	2'21.115C	183,7	11:59'29.424
7	37.651	40.776	38.516	31.334	2'28.277	188,8	12:01'57.701
8	37.598	40.189	37.967	24.872	2'20.626	189,5	12:04'18.327
9	39.702	41.264	38.024	25.180	2'24.170	182,4	12:06'42.497
10	37.445	40.570	42.604	29.565	2'30.184	189,1	12:09'12.681
11	37.500	41.445	38.089	24.727	2'21.761	187,5	12:11'34.442
12	<b>37.286</b>	40.603	<b>37.696</b>	<b>24.336</b>	<b>2'19.921</b>	188,2	12:13'54.363
13	37.704	<b>39.956</b>	37.959	24.777	2'20.396	184,3	12:16'14.759

17° 96 I. PRATNA (2'20.008)							
Lap	Seg.1	Seg.2	Seg.3	Seg.4	Lap Time	km/h	Local Time
1		44.144	40.564	26.141			11:47'37.077
2	38.661	41.945	38.349	24.510	2'23.465	189,8	11:50'00.542
3	37.491	40.820	37.823	24.433	2'20.567	<b>192,2</b>	11:52'21.109
4	38.291	41.030	37.923	24.885	2'22.129	190,8	11:54'43.238

08/06/2018 P = Pits In/Out - C = Lap Time Cancelled

These data/results cannot be reproduced, stored and/or transmitted in whole or in part by any manner of electronic, mechanical, photocopying, recording, broadcasting or otherwise now known or herein after developed without the previous express consent by the copyright owner, except for reproduction in daily press and regular printed publications on sale to the public within 60 days of the event related to those data/results and always provided that copyright symbol appears together as follows below.

© DORNA WSBK ORGANIZATION Srl 2018



Official Fuel Supplier



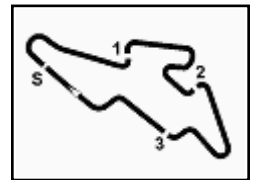
FKR PERUGIA TIMING

Official Tyre Supplier



Official Timekeeper





## ACERBIS Czech Round, 8 - 10 June 2018

### World Supersport 300 - Chronological Analysis Free Practice 1st Session

Automotodrom Brno 5.403 m

3 / 5

5	37.625	40.717	37.769	24.539	2'20.650	185,9	11:57'03.888	7	38.290	40.897	38.620	24.639	2'22.446	185,9	12:02'05.625
6	40.438	41.591	39.499	36.813	2'38.341P	190,5	11:59'42.229	8	37.797	40.560	38.424	24.519	2'21.300	186,5	12:04'26.925
7	2'37.439	42.117	45.628	25.081	4'30.265P		12:04'12.494	9	37.796	40.882	38.563	24.819	2'22.060	187,5	12:06'48.985
8	38.444	40.452	38.082	33.827	2'30.805P	180,6	12:06'43.299	10	38.238	40.594	38.546	24.428	2'21.806	184,6	12:09'10.791
9	1'40.520	40.823	38.092	<b>24.248</b>	3'23.683P		12:10'06.982	11	<b>37.772</b>	<b>40.461</b>	38.024	<b>24.377</b>	<b>2'20.634</b>	187,8	12:11'31.425
10	<b>37.389</b>	<b>40.227</b>	37.921	24.471	<b>2'20.008</b>	189,8	12:12'26.990	12	37.832	40.643	<b>37.800</b>	24.579	2'20.854	188,5	12:13'52.279
11	38.535	40.456	<b>37.656</b>	24.693	2'21.340	182,4	12:14'48.330	13	38.502	40.660	38.336	24.515	2'22.013	187,8	12:16'14.292
12	38.584	40.247	37.771	24.549	2'21.151	179,7	12:17'09.481								

18° 41 J. JÄHNIG (2'20.017)							
Lap	Seg.1	Seg.2	Seg.3	Seg.4	Lap Time	km/h	Local Time
1		43.120	39.855	25.421			11:47'58.188
2	38.269	41.495	38.762	25.046	2'23.572	189,1	11:50'21.760
3	37.863	41.080	38.396	24.706	2'22.045	187,2	11:52'43.805
4	37.832	40.847	38.174	24.688	2'21.541	188,8	11:55'05.346
5	37.897	40.912	37.969	24.596	2'21.374	186,5	11:57'26.720
6	38.143	40.574	38.342	24.710	2'21.769	188,8	11:59'48.489
7	37.474	40.573	38.051	24.525	2'20.623	<b>191,5</b>	12:02'09.112
8	37.603	40.299	38.140	24.553	2'20.595	187,5	12:04'29.707
9	37.291	<b>40.245</b>	38.176	24.305	<b>2'20.017</b>	190,1	12:06'49.724
10	<b>37.269</b>	40.408	38.217	24.418	2'20.312	191,2	12:09'10.036
11	38.313	42.182	38.679	24.380	2'23.554	190,1	12:11'33.590
12	37.856	40.385	<b>37.746</b>	<b>24.225</b>	2'20.212	189,5	12:13'53.802
13	37.528	40.316	38.039	24.363	2'20.246	188,2	12:16'14.048

22° 99 P. GRASSIA (2'20.640)							
Lap	Seg.1	Seg.2	Seg.3	Seg.4	Lap Time	km/h	Local Time
1			44.570	41.500	26.663		11:47'59.249
2	39.052	41.889	39.064	25.408	2'25.413	183,7	11:50'24.662
3	38.363	41.116	38.114	25.014	2'22.607	186,5	11:52'47.269
4	38.321	40.455	37.925	24.760	2'21.461	180,0	11:55'08.730
5	38.280	40.341	38.039	24.825	2'21.485	183,1	11:57'30.215
6	38.255	40.410	38.227	27.470	2'34.362P	181,8	12:00'04.577
7	2'40.411	42.804	37.852	24.741	4'25.808P		12:04'30.385
8	37.820	<b>40.325</b>	<b>37.849</b>	24.646	<b>2'20.640</b>	<b>186,9</b>	12:06'51.025
9	37.804	40.477	38.476	25.325	2'22.082	184,9	12:09'13.107
10	38.192	42.270	39.655	26.348	2'26.465	185,2	12:11'39.572
11	38.295	40.443	37.926	<b>24.532</b>	2'21.196	182,1	12:14'00.768
12	<b>37.612</b>	40.953	38.713	24.938	2'22.216	185,6	12:16'22.984

19° 33 D. VALLE (2'20.184)							
Lap	Seg.1	Seg.2	Seg.3	Seg.4	Lap Time	km/h	Local Time
1		43.268	41.106	26.313			11:47'59.031
2	38.686	41.361	38.821	25.149	2'24.017	184,6	11:50'23.048
3	38.174	40.829	38.627	24.733	2'22.363	188,2	11:52'45.411
4	38.209	40.612	38.248	24.662	2'21.731	184,6	11:55'07.142
5	38.088	40.236	<b>37.879</b>	24.477	2'20.680	183,4	11:57'27.822
6	37.598	40.339	38.291	24.660	2'20.888	186,5	11:59'48.710
7	37.419	40.597	38.051	24.746	2'20.813	<b>192,9</b>	12:02'09.523
8	37.625	40.332	37.973	24.570	2'20.500	185,2	12:04'30.023
9	39.151	40.619	38.020	24.447	2'22.237	187,5	12:06'52.260
10	<b>37.265</b>	40.880	37.971	24.715	2'20.831	188,5	12:09'13.091
11	37.555	40.568	38.130	24.488	2'20.741	187,2	12:11'33.832
12	37.468	41.545	38.362	<b>24.151</b>	2'21.526	188,2	12:13'55.358
13	37.607	<b>40.144</b>	38.044	24.389	<b>2'20.184</b>	189,5	12:16'15.542

23° 13 D. IOZZO (2'20.785)							
Lap	Seg.1	Seg.2	Seg.3	Seg.4	Lap Time	km/h	Local Time
1			43.376	40.446	25.435		11:47'59.845
2	38.627	41.409	39.214	25.318	2'24.568	<b>189,1</b>	11:50'24.413
3	38.265	41.248	39.108	25.296	2'23.917	184,0	11:52'48.330
4	38.328	40.702	38.540	25.000	2'22.570	184,3	11:55'10.900
5	<b>37.780</b>	41.059	38.774	24.827	2'22.440	184,0	11:57'33.340
6	37.968	40.873	38.824	35.691	2'33.356P	183,1	12:00'06.696
7	3'33.960	42.993	39.994	27.193	5'24.140P		12:05'30.836
8	39.921	41.214	39.282	33.704	2'34.121P	173,9	12:08'04.957
9	1'18.659	41.356	38.481	24.510	3'03.006P		12:11'07.963
10	38.286	<b>40.301</b>	38.371	<b>24.244</b>	2'21.202	184,3	12:13'29.165
11	37.844	40.569	<b>38.028</b>	24.344	<b>2'20.785</b>	187,5	12:15'49.950

20° 28 D. KOOPMAN (2'20.539)							
Lap	Seg.1	Seg.2	Seg.3	Seg.4	Lap Time	km/h	Local Time
1		44.264	40.359	25.662			11:47'38.073
2	38.758	42.691	39.570	25.496	2'26.515	184,3	11:50'04.588
3	38.790	42.706	39.275	32.551	2'33.322P	187,8	11:52'37.910
4	3'45.710	42.209	39.049	25.223	5'32.191P		11:58'10.101
5	39.156	41.766	39.192	25.359	2'25.473	180,3	12:00'35.574
6	38.331	41.557	38.530	25.070	2'23.488	180,6	12:02'59.062
7	38.405	40.818	38.659	24.886	2'22.768	179,1	12:05'21.830
8	38.351	41.063	38.475	24.962	2'22.851	179,7	12:07'44.681
9	38.205	40.801	38.298	<b>24.397</b>	2'21.701	180,6	12:10'06.382
10	<b>37.671</b>	40.380	37.976	24.512	<b>2'20.539</b>	<b>188,2</b>	12:12'26.921
11	38.461	40.476	38.250	24.489	2'21.676	183,7	12:14'48.597
12	38.156	<b>40.219</b>	<b>37.883</b>	24.443	2'20.701	185,2	12:17'09.298

24° 19 L. BERNARDI (2'20.851)							
Lap	Seg.1	Seg.2	Seg.3	Seg.4	Lap Time	km/h	Local Time
1			44.293	40.323	25.659		11:47'36.096
2	39.796	42.418	38.647	25.177	2'26.038	182,4	11:50'02.134
3	38.179	40.981	38.761	25.101	2'23.022	180,3	11:52'25.156
4	37.877	40.520	38.224	24.760	2'21.381	186,5	11:54'46.537
5	38.279	40.883	38.035	24.848	2'22.045	182,1	11:57'08.582
6	37.769	40.443	38.182	24.622	2'21.016C	186,2	11:59'29.598
7	37.812	40.801	38.383	31.222	2'28.218	186,9	12:01'57.816
8	<b>37.638</b>	40.417	38.076	24.720	<b>2'20.851</b>	185,2	12:04'18.667
9	38.127	40.370	38.327	27.486	2'24.310	<b>187,5</b>	12:06'42.977
10	37.708	40.357	40.039	30.986	2'29.090	184,6	12:09'12.067
11	38.267	41.057	38.090	24.593	2'22.007	182,4	12:11'34.074
12	37.801	40.678	37.997	<b>24.504</b>	2'20.980	184,6	12:13'55.054
13	38.021	<b>40.350</b>	<b>37.858</b>	24.492	2'20.721C	184,6	12:16'15.775

21° 64 H. DE CANCELLIS (2'20.634)							
Lap	Seg.1	Seg.2	Seg.3	Seg.4	Lap Time	km/h	Local Time
1		43.665	40.388	25.764			11:47'37.292
2	38.897	42.637	39.154	25.377	2'26.065	<b>189,5</b>	11:50'03.357
3	39.433	45.554	39.506	25.499	2'29.992	186,9	11:52'33.349
4	38.640	41.331	39.057	24.868	2'23.896	183,1	11:54'57.245
5	38.228	41.295	38.811	24.870	2'23.204	184,6	11:57'20.449
6	38.231	40.943	38.779	24.777	2'22.730C	184,3	11:59'43.179

25° 12 A. RUSMIPUTRO (2'21.486)							
Lap	Seg.1	Seg.2	Seg.3	Seg.4	Lap Time	km/h	Local Time
1			44.037	39.838	25.536		11:47'59.647
2	38.479	41.495	38.448	24.915	2'23.337	<b>189,1</b>	11:50'22.984
3	38.413	41.140	38.256	24.759	2'22.568	184,9	11:52'45.552
4	38.340	43.117	38.439	24.884	2'24.780	188,8	11:55'10.332
5	38.214	41.066	39.767	36.941	2'35.988P	184,0	11:57'46.320
6	2'33.657	47.251	38.377	25.236	4'24.521P		12:02'10.841
7	38.211	40.798	38.200	24.676	2'21.885	180,3	12:04'32.726
8	37.902	40.937	38.602	24.743	2'22.184C	186,2	12:06'54.910
9	37.906	40.910	<b>38.105</b>	24.699	2'21.620	186,9	12:09'16.530

08/06/2018

P = Pits In/Out - C = Lap Time Cancelled

These data/results cannot be reproduced, stored and/or transmitted in whole or in part by any manner of electronic, mechanical, photocopying, recording, broadcasting or otherwise now known or herein after developed without the previous express consent by the copyright owner, except for reproduction in daily press and regular printed publications on sale to the public within 60 days of the event related to those data/results and always provided that copyright symbol appears together as follows below.

© DORNA WSBK ORGANIZATION Srl 2018



Official Fuel Supplier

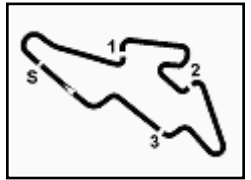


FKR PERGOIA TIMING

Official Tyre Supplier



Official Timekeeper



## ACERBIS Czech Round, 8 - 10 June 2018

### World Supersport 300 - Chronological Analysis Free Practice 1st Session

Automotodrom Brno 5.403 m

4 / 5

Lap	Seg.1	Seg.2	Seg.3	Seg.4	Lap Time	km/h	Local Time
10	37.870	40.766	38.257	24.593	2'21.486	188,8	12:11'38.016
11	37.895	40.690	38.435	24.640	2'21.660	183,7	12:13'59.676
12	38.130	40.712	38.240	24.925	2'22.007C	182,1	12:16'21.683
<b>26° 30 D. BLIN (2'21.589)</b>							
Lap	Seg.1	Seg.2	Seg.3	Seg.4	Lap Time	km/h	Local Time
1		44.325	40.541	26.068			11:47'35.586
2	39.308	42.397	39.257	25.665	2'26.627	180,6	11:50'02.213
3	38.587	41.969	39.215	33.869	2'33.640P	177,9	11:52'35.853
4	3'48.184	42.159	38.983	25.348	5'34.674P		11:58'10.527
5	38.611	41.651	39.200	25.587	2'25.049C	181,5	12:00'35.576
6	38.682	41.402	38.668	25.104	2'23.856	177,3	12:02'59.432
7	38.535	40.690	38.478	24.963	2'22.666	180,6	12:05'22.098
8	38.498	40.983	38.546	25.151	2'23.178	183,1	12:07'45.276
9	38.125	40.892	38.089	24.483	2'21.589	183,4	12:10'06.865
10	37.896	40.670	38.386	24.694	2'21.646	184,9	12:12'28.511
11	38.320	40.895	38.639	25.051	2'22.905	184,0	12:14'51.416
12	39.033	41.210	39.340	36.187	2'35.770CP	178,8	12:17'27.186
<b>31° 79 T. ALONSO (2'22.713)</b>							
Lap	Seg.1	Seg.2	Seg.3	Seg.4	Lap Time	km/h	Local Time
1		44.922	40.802	26.282			11:47'36.835
2	38.833	43.370	39.594	25.374	2'27.171	188,5	11:50'04.006
3	38.709	42.699	38.886	24.869	2'25.163	192,2	11:52'29.169
4	38.421	41.850	39.181	24.976	2'24.428	194,6	11:54'53.597
5	37.914	41.249	38.647	24.903	2'22.713	187,2	11:57'16.310
6	38.284	41.335	38.627	24.913	2'23.159	186,2	11:59'39.469
7	38.228	41.181	38.871	25.679	2'23.959	186,9	12:02'03.428
8	38.664	41.808	38.443	24.878	2'23.793	185,2	12:04'27.221
9	38.083	41.584	38.450	24.877	2'22.994	189,5	12:06'50.215
10	37.707	41.297	38.776	25.264	2'23.044	189,8	12:09'13.259
11	37.944	41.973	38.517	24.700	2'23.134	187,8	12:11'36.393
12	37.956	42.002	39.006	24.697	2'23.661	185,6	12:14'00.054
13	38.176	41.046	39.277	25.166	2'23.665	187,8	12:16'23.719
<b>32° 3 T. TOPARIS (2'22.792)</b>							
Lap	Seg.1	Seg.2	Seg.3	Seg.4	Lap Time	km/h	Local Time
1		44.551	41.177	26.465			11:47'42.554
2	38.790	42.105	39.554	25.611	2'26.060C	191,8	11:50'08.614
3	38.931	41.874	39.028	25.622	2'25.455C	186,2	11:52'34.069
4	38.505	42.714	39.159	25.588	2'25.966	187,2	11:55'00.035
5	38.624	41.810	38.849	25.130	2'24.413	186,5	11:57'24.448
6	38.569	41.321	39.010	25.192	2'24.092C	185,9	11:59'48.540
7	37.964	41.076	39.054	24.995	2'23.089C	189,8	12:02'11.629
8	37.918	40.980	38.855	25.039	2'22.792	188,8	12:04'34.421
9	37.983	40.996	39.179	35.242	2'33.400P	187,2	12:07'07.821
10	2'23.392	41.791	39.033	25.199	4'09.415CP		12:11'17.236
11	38.443	41.610	39.215	24.760	2'24.028C	185,9	12:13'41.264
12	37.986	41.152	38.488	24.823	2'22.449C	187,8	12:16'03.713
<b>33° 5 R. VOS (2'23.241)</b>							
Lap	Seg.1	Seg.2	Seg.3	Seg.4	Lap Time	km/h	Local Time
1		44.218	40.198	25.372			11:48'37.696
2	39.818	42.461	39.076	25.165	2'26.520	186,9	11:51'04.216
3	38.973	41.924	39.222	25.167	2'25.286	185,6	11:53'29.502
4	38.512	41.398	38.811	24.763	2'23.484	185,9	11:55'52.986
5	38.572	41.349	39.411	25.095	2'24.427	185,6	11:58'17.413
6	38.898	42.948	40.559	25.290	2'27.695	184,0	12:00'45.108
7	38.190	41.337	38.719	24.995	2'23.241	185,9	12:03'08.349
8	38.362	41.104	38.555	25.681	2'23.702	184,3	12:05'32.051
9	38.444	41.694	38.878	26.139	2'25.155	185,2	12:07'57.206
10	38.861	41.619	38.961	24.984	2'24.425	180,3	12:10'21.631
11	40.205	42.509	41.369	38.432	2'42.515P	180,6	12:13'04.146
<b>34° 58 T. FINOCCHIARO (2'24.433)</b>							
Lap	Seg.1	Seg.2	Seg.3	Seg.4	Lap Time	km/h	Local Time
1		44.624	41.077	26.784			11:47'42.274
2	40.830	43.765	40.636	26.504	2'31.735	182,4	11:50'14.009
3	39.211	42.457	39.617	26.106	2'27.391	181,8	11:52'41.400
4	39.171	42.253	39.407	25.842	2'26.673	181,5	11:55'08.073
5	38.707	41.432	38.906	25.507	2'24.552	184,9	11:57'32.625
6	38.966	41.101	38.990	27.064	2'26.121	181,5	11:59'58.746
7	39.469	41.814	39.409	25.827	2'26.519	179,7	12:02'25.265
8	39.415	41.982	39.337	39.391	2'40.125P	180,3	12:05'05.390

08/06/2018 P = Pits In/Out - C = Lap Time Cancelled

These data/results cannot be reproduced, stored and/or transmitted in whole or in part by any manner of electronic, mechanical, photocopying, recording, broadcasting or otherwise now known or herein after developed without the previous express consent by the copyright owner, except for reproduction in daily press and regular printed publications on sale to the public within 60 days of the event related to those data/results and always provided that copyright symbol appears together as follows below.

© DORNA WSBK ORGANIZATION Srl 2018



Official Fuel Supplier

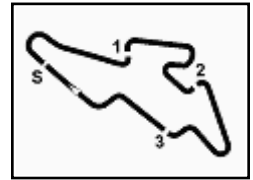


FKR PERUGIA TIMING

Official Tyre Supplier



Official Timekeeper



## ACERBIS Czech Round, 8 - 10 June 2018

### World Supersport 300 - Chronological Analysis Free Practice 1st Session

9	1'57.615	42.261	39.174	25.648	3'44.698P		12:08'50.088
10	38.775	41.406	<b>38.816</b>	25.436	<b>2'24.433</b>	183,7	12:11'14.521
11	39.351	41.716	39.392	<b>25.188</b>	2'25.647	180,6	12:13'40.168
12	39.300	41.160	39.215	25.343	2'25.018	179,4	12:16'05.186

35° 54 F. FULIGNI (2'25.078)							
Lap	Seg.1	Seg.2	Seg.3	Seg.4	Lap Time	km/h	Local Time
1		44.235	40.102	25.738			11:47'35.762
2	39.563	42.602	39.477	25.408	2'27.050	<b>185,2</b>	11:50'02.812
3	<b>38.561</b>	42.088	39.408	25.675	2'25.732	183,1	11:52'28.544
4	38.792	42.329	40.300	25.671	2'27.092	184,6	11:54'55.636
5	38.866	42.393	<b>39.029</b>	39.308	2'39.596P	180,9	11:57'35.232
6	4'49.479	42.871	40.622	25.668	6'38.640P		12:04'13.872
7	38.922	41.950	39.619	25.749	2'26.240	182,4	12:06'40.112
8	38.571	<b>41.484</b>	39.494	25.529	<b>2'25.078</b>	182,4	12:09'05.190
9	39.104	43.649	39.536	25.233	2'27.522C	177,3	12:11'32.712
10	38.901	41.894	39.280	<b>25.165</b>	2'25.240	177,3	12:13'57.952
11	39.241	41.704	39.261	25.278	2'25.484	179,1	12:16'23.436

36° 73 V. SCHWARZ (2'26.453)							
Lap	Seg.1	Seg.2	Seg.3	Seg.4	Lap Time	km/h	Local Time
1		43.344	40.418	25.969			11:47'45.396
2	39.497	42.313	40.922	26.131	2'28.863	177,6	11:50'14.259
3	39.731	42.664	40.013	34.727	2'37.135P	175,6	11:52'51.394
4	2'39.956	41.925	39.207	<b>25.295</b>	4'26.383P		11:57'17.777
5	<b>38.801</b>	<b>41.405</b>	39.473	32.874	2'32.553P	173,9	11:59'50.330
6	2'10.459	42.048	40.473	26.149	3'59.129P		12:03'49.459
7	39.502	42.191	39.646	25.637	2'26.976	174,2	12:06'16.435
8	39.517	42.071	39.359	25.686	2'26.633C	174,2	12:08'43.068
9	39.484	41.958	39.375	25.636	<b>2'26.453</b>	175,9	12:11'09.521
10	38.224	41.751	39.168	25.832	2'24.975C	<b>180,9</b>	12:13'34.496
11	39.443	43.478	<b>39.099</b>	25.618	2'27.638	173,6	12:16'02.134

37° 37 R. KUCERA (2'27.369)							
Lap	Seg.1	Seg.2	Seg.3	Seg.4	Lap Time	km/h	Local Time
1		47.376	43.140	26.911			11:47'59.195
2	41.194	44.539	41.516	35.241	2'42.490P	168,8	11:50'41.685
3	1'38.387	44.432	41.475	26.689	3'30.983P		11:54'12.668
4	40.958	43.625	41.101	26.037	2'31.721	168,0	11:56'44.389
5	40.497	42.892	40.275	26.009	2'29.673	168,0	11:59'14.062
6	40.241	43.025	40.329	26.102	2'29.697	168,2	12:01'43.759
7	40.605	43.052	40.046	25.945	2'29.648	168,0	12:04'13.407
8	39.914	<b>42.201</b>	39.908	25.635	2'27.658	<b>169,3</b>	12:06'41.065
9	<b>39.597</b>	42.477	40.193	25.519	2'27.786	168,0	12:09'08.851
10	41.190	42.656	39.785	<b>25.405</b>	2'29.036	168,2	12:11'37.887
11	39.882	42.930	39.912	25.535	2'28.259	169,0	12:14'06.146
12	39.886	42.446	<b>39.464</b>	25.573	<b>2'27.369</b>	168,5	12:16'33.515

38° 32 A. PELIKANOVA (2'28.242)							
Lap	Seg.1	Seg.2	Seg.3	Seg.4	Lap Time	km/h	Local Time
1		46.233	42.315	26.661			11:50'25.808
2	39.864	43.465	41.122	26.310	2'30.761	<b>178,2</b>	11:52'56.569
3	39.972	43.233	40.548	26.098	2'29.851	175,3	11:55'26.420
4	39.761	42.951	40.077	25.833	2'28.622	176,5	11:57'55.042
5	39.928	43.282	<b>39.982</b>	26.178	2'29.370	176,2	12:00'24.412
6	40.271	42.935	40.749	44.671	2'48.626P	176,5	12:03'13.038
7	4'54.866	44.441	40.974	25.942	6'46.223P		12:09'59.261
8	40.009	42.930	40.068	25.743	2'28.750	176,2	12:12'28.011
9	<b>39.599</b>	<b>42.788</b>	40.088	25.767	<b>2'28.242</b>	177,9	12:14'56.253
10	40.038	42.950	39.993	<b>25.698</b>	2'28.679	175,9	12:17'24.932

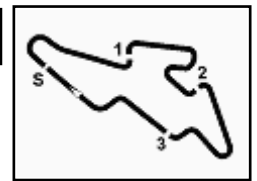
39° 27 F. ROVELLI							
Lap	Seg.1	Seg.2	Seg.3	Seg.4	Lap Time	km/h	Local Time
1					2'28.002		11:49'44.912

08/06/2018 P = Pits In/Out - C = Lap Time Cancelled

These data/results cannot be reproduced, stored and/or transmitted in whole or in part by any manner of electronic, mechanical, photocopying, recording, broadcasting or otherwise now known or herein after developed without the previous express consent by the copyright owner, except for reproduction in daily press and regular printed publications on sale to the public within 60 days of the event related to those data/results and always provided that copyright symbol appears together as follows below.

© DORNA WSBK ORGANIZATION Srl 2018






Automotodrom Brno 5.403 m

**ACERBIS Czech Round, 8 - 10 June 2018**

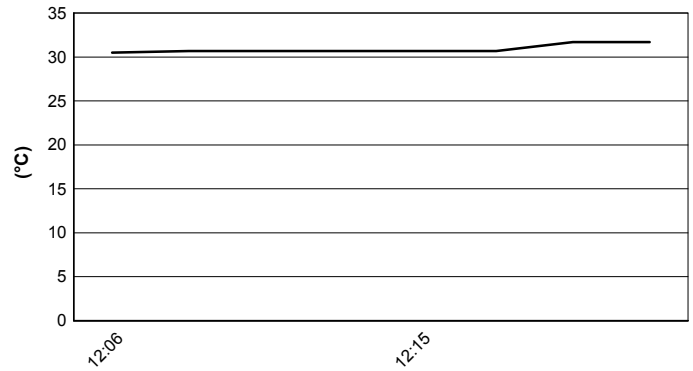
**World Supersport 300 - Weather Report Free Practice 1st Session**

Session started 11:45 - Session ended 12:21


### Air Temperature



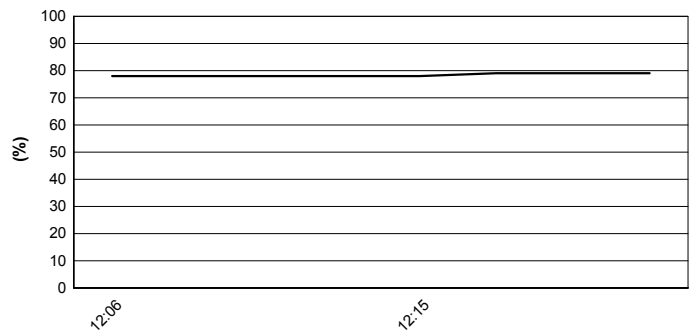
### Track Temperature



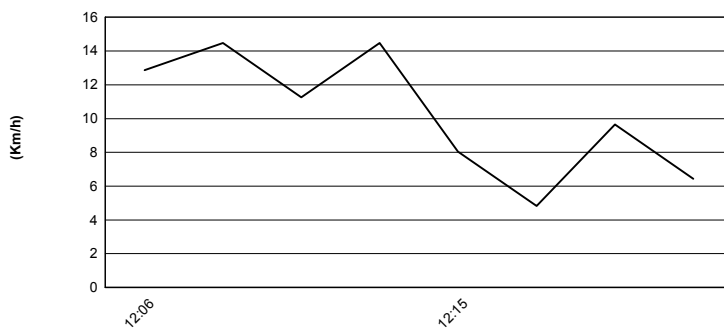
### Air Pressure



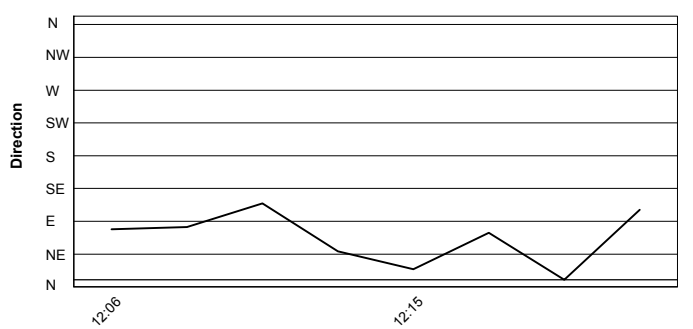
### Humidity



### Wind Speed



### Wind Direction



08/06/2018

These data/results cannot be reproduced, stored and/or transmitted in whole or in part by any manner of electronic, mechanical, photocopying, recording, broadcasting or otherwise now known or herein after developed without the previous express consent by the copyright owner, except for reproduction in daily press and regular printed publications on sale to the public within 60 days of the event related to those data/results and always provided that copyright symbol appears together as follows below.

© DORNA WSBK ORGANIZATION Srl 2018



Official Fuel Supplier



FICR PERUGIA TIMING

Official Tyre Supplier



Official Timekeeper