

ACERBIS Czech Round, 8 - 10 June 2018

World Supersport 300 - Chronological Analysis Free Practice 2nd Session

Automotodrom Brno 5.403 m

1 / 5

1° 55 G. HENDRA PRATAMA (2'18.312)							
Lap	Seg.1	Seg.2	Seg.3	Seg.4	Lap Time	km/h	Local Time
1		42.842	38.321	24.644			17:27:47.580
2	37.285	40.575	38.005	24.368	2'20.233	186,2	17:30:07.813
3	37.121	40.027	37.472	24.247	2'18.867	187,8	17:32:26.680
4	37.685	41.496	39.020	32.273	2'30.474P	192,2	17:34:57.154
5	6'57.183	46.687	52.822	39.460	9'16.152P		17:44:13.306
6	37.538	40.173	37.616	24.271	2'19.598	183,7	17:46:32.904
7	36.884	39.740	37.557	24.131	2'18.312	188,2	17:48:51.216
8	36.545	40.112	43.267	24.565	2'24.489	191,2	17:51:15.705
9	36.697	40.414	51.435	36.968	2'45.514P	193,2	17:54:01.219

2° 95 S. DEROUE (2'18.400)							
Lap	Seg.1	Seg.2	Seg.3	Seg.4	Lap Time	km/h	Local Time
1		42.347	39.017	24.614			17:27:45.143
2	37.166	40.342	37.805	24.375	2'19.688	189,1	17:30:04.831
3	36.397	40.123	37.607	24.273	2'18.400	193,9	17:32:23.231
4	36.503	39.972	37.676	24.541	2'18.692	195,7	17:34:41.923
5	37.193	39.948	37.753	32.304	2'27.198P	193,5	17:37:09.121
6	6'17.830	40.819	48.119	24.811	8'11.579P		17:45:20.700
7	37.558	40.260	38.199	24.525	2'20.542	186,2	17:47:41.242
8	37.232	40.335	38.001	24.479	2'20.047	186,2	17:50:01.289
9	37.469	40.333	37.986	24.649	2'20.437	187,5	17:52:21.726
10	37.380	40.080	38.059	24.456	2'19.975	186,2	17:54:41.701
11	37.413	40.180	38.166	24.561	2'20.320	187,8	17:57:02.021

3° 81 M. GONZALEZ (2'18.872)							
Lap	Seg.1	Seg.2	Seg.3	Seg.4	Lap Time	km/h	Local Time
1		41.024	38.290	24.595			17:27:38.196
2	37.286	40.315	37.743	24.975	2'20.319	189,1	17:29:58.515
3	37.430	40.071	37.712	24.420	2'19.633	186,9	17:32:18.148
4	37.057	40.172	38.057	24.621	2'19.907	190,8	17:34:38.055
5	37.593	40.195	37.916	24.414	2'20.118	184,3	17:36:58.173
6	36.998	40.218	37.924	24.519	2'19.659	188,8	17:39:17.832
7	37.048	40.341	38.265	28.256	2'23.910	190,5	17:41:41.742
8	37.128	44.163	38.417	24.665	2'24.373	188,2	17:44:06.115
9	36.952	40.670	40.830	25.348	2'23.800	190,8	17:46:29.915
10	36.803	40.111	37.644	24.314	2'18.872	190,8	17:48:48.787
11	37.256	40.037	37.730	28.483	2'23.506	187,5	17:51:12.293
12	37.169	40.016	38.062	27.003	2'22.250	192,9	17:53:34.543
13	37.473	40.207	37.863	24.794	2'20.337	185,2	17:55:54.880

4° 22 N. KALININ (2'18.915)							
Lap	Seg.1	Seg.2	Seg.3	Seg.4	Lap Time	km/h	Local Time
1		42.362	39.219	24.472			17:27:42.999
2	37.974	40.761	38.162	24.446	2'21.343	194,6	17:30:04.342
3	37.011	40.541	37.520	24.375	2'19.447	193,9	17:32:23.789
4	36.684	40.488	37.667	24.473	2'19.312	196,0	17:34:43.101
5	37.120	40.432	37.596	24.142	2'19.290	197,4	17:37:02.391
6	36.918	40.364	37.559	24.074	2'18.915	193,5	17:39:21.306
7	37.181	41.748	38.315	37.049	2'34.293P	193,9	17:41:55.599
8	1'32.460	40.522	39.604	30.830	3'23.416P		17:45:19.015
9	1'39.106	40.406	37.756	24.374	3'21.642P		17:48:40.657
10	37.240	40.371	38.037	24.684	2'20.332	192,9	17:51:00.989
11	37.380	42.731	41.594	24.355	2'26.060	189,5	17:53:27.048
12	37.104	40.306	38.063	24.422	2'19.899	192,9	17:55:46.948

5° 17 K. MEUFFELS (2'18.927)							
Lap	Seg.1	Seg.2	Seg.3	Seg.4	Lap Time	km/h	Local Time
1		42.588	38.801	25.395			17:27:31.237
2	37.216	40.874	37.946	24.259	2'20.295	193,9	17:29:51.532
3	37.223	40.806	37.803	24.103	2'19.935	189,5	17:32:11.467
4	38.792	41.904	38.738	24.836	2'24.270	187,5	17:34:35.737
5	36.931	40.856	38.045	24.420	2'20.252	194,2	17:36:55.989

6	40.282	42.029	39.586	24.276	2'26.173	186,2	17:39:22.162
7	36.816	40.511	38.009	24.050	2'19.386	191,8	17:41:41.548
8	37.241	42.588	39.800	24.728	2'24.357	190,1	17:44:05.905
9	37.465	41.101	39.599	26.306	2'24.471	197,8	17:46:30.376
10	36.874	40.437	37.671	23.945	2'18.927	198,2	17:48:49.303
11	36.957	40.381	37.810	24.177	2'19.325	195,3	17:51:08.628
12	37.215	40.257	38.160	24.089	2'19.721	190,8	17:53:28.349
13	36.711	40.826	37.693	23.992	2'19.222	194,6	17:55:47.571

6° 15 G. VAN STRAALLEN (2'19.000)							
Lap	Seg.1	Seg.2	Seg.3	Seg.4	Lap Time	km/h	Local Time
1		42.115	38.352	25.232			17:27:29.799
2	37.548	40.605	38.097	24.469	2'20.719	189,5	17:29:50.518
3	37.579	40.802	38.012	24.987	2'21.380	186,9	17:32:11.898
4	37.444	41.039	38.387	24.815	2'21.685	188,5	17:34:33.583
5	38.834	41.730	38.897	24.359	2'23.820	184,0	17:36:57.403
6	37.120	40.116	37.737	24.405	2'19.378	190,5	17:39:16.781
7	37.731	42.443	38.655	24.826	2'23.655	180,9	17:41:40.436
8	38.666	42.416	38.981	24.563	2'24.626	188,2	17:44:05.062
9	36.865	40.562	40.356	24.531	2'22.314C	192,2	17:46:27.376
10	37.004	40.204	37.600	24.298	2'19.106	188,8	17:48:46.482
11	37.102	39.980	37.636	24.310	2'19.028	187,8	17:51:05.510
12	36.707	40.108	37.778	24.407	2'19.000	189,8	17:53:24.510
13	37.311	40.272	37.783	24.648	2'20.014	185,6	17:55:44.524

7° 2 A. CARRASCO (2'19.138)							
Lap	Seg.1	Seg.2	Seg.3	Seg.4	Lap Time	km/h	Local Time
1		41.798	38.663	24.827			17:28:40.960
2	37.408	40.262	38.147	24.911	2'20.728	192,2	17:31:01.688
3	37.627	40.730	38.375	25.314	2'22.046	187,2	17:33:23.734
4	37.168	40.133	38.002	24.454	2'19.757	189,5	17:35:43.491
5	37.270	40.217	37.999	25.694	2'21.180	187,2	17:38:04.671
6	37.976	40.629	38.344	34.285	2'31.234P	190,1	17:40:35.905
7	3'57.691	41.520	38.899	25.924	5'44.034P		17:46:19.939
8	37.228	40.069	37.798	24.219	2'19.314	188,8	17:48:39.253
9	36.909	40.077	37.880	24.272	2'19.138	191,2	17:50:58.391
10	39.222	43.144	42.632	24.216	2'29.214	191,2	17:53:27.605
11	37.098	40.626	37.607	24.319	2'19.650	196,0	17:55:47.255

8° 43 L. GRUNWALD (2'19.196)							
Lap	Seg.1	Seg.2	Seg.3	Seg.4	Lap Time	km/h	Local Time
1		42.110	39.021	24.617			17:27:42.273
2	37.646	40.439	38.049	24.351	2'20.485	188,8	17:30:02.758
3	37.489	40.516	38.007	24.377	2'20.389	194,6	17:32:23.147
4	37.106	40.181	37.732	24.315	2'19.334	192,2	17:34:42.481
5	37.132	40.065	37.756	24.393	2'19.346	191,2	17:37:01.827
6	37.131	40.088	37.724	24.253	2'19.196	188,8	17:39:21.023
7	37.261	41.509	38.050	36.809	2'33.629P	188,2	17:41:54.652
8	2'44.675	42.757	38.136	24.698	4'30.266P		17:46:24.918
9	37.333	40.375	37.897	24.330	2'19.935	186,5	17:48:44.853
10	37.266	40.278	38.042	24.381	2'19.967	187,5	17:51:04.820
11	38.285	40.380	38.180	24.329	2'21.174	189,1	17:53:25.994
12	37.277	40.330	38.018	24.371	2'19.996	187,2	17:55:45.990

9° 93 W. KHAN (2'19.204)							
Lap	Seg.1	Seg.2	Seg.3	Seg.4	Lap Time	km/h	Local Time
1		40.610	38.432	24.825			17:27:24.912
2	37.895	40.853	38.374	24.740	2'21.862	183,1	17:29:46.774
3	37.814	40.438	38.294	24.744	2'21.290	183,1	17:32:08.064
4	41.649	41.967	39.024	24.865	2'27.505	182,1	17:34:35.569
5	37.730	41.034	37.964	24.624	2'21.352	185,6	17:36:56.921
6	37.270	39.991	38.090	24.732	2'20.083	190,1	17:39:17.004
7	37.361	41.117	38.836	40.101	2'37.415P	184,0	17:41:54.419
8	3'07.891	45.125	40.200	25.596	4'58.812P		17:46:53.231

08/06/2018 P = Pits In/Out - C = Lap Time Cancelled

These data/results cannot be reproduced, stored and/or transmitted in whole or in part by any manner of electronic, mechanical, photocopying, recording, broadcasting or otherwise now known or herein after developed without the previous express consent by the copyright owner, except for reproduction in daily press and regular printed publications on sale to the public within 60 days of the event related to those data/results and always provided that copyright symbol appears together as follows below.

© DORNA WSBK ORGANIZATION Srl 2018



Official Fuel Supplier

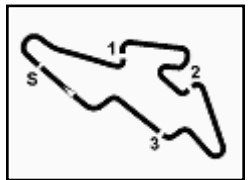


FKR PERGOIA TIMING

Official Tyre Supplier



Official Timekeeper



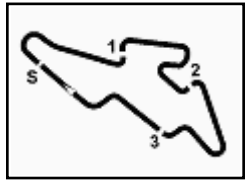
ACERBIS Czech Round, 8 - 10 June 2018

World Supersport 300 - Chronological Analysis Free Practice 2nd Session

Automotodrom Brno 5.403 m

2 / 5

Lap	Seg.1	Seg.2	Seg.3	Seg.4	Lap Time	km/h	Local Time
9	37.424	40.151	37.931	24.685	2'20.191	184,0	17:49'13.422
10	37.440	40.022	38.199	24.881	2'20.542	184,3	17:51'33.964
11	37.450	39.777	38.106	24.640	2'19.973	183,4	17:53'53.937
12	37.196	39.854	37.802	24.352	2'19.204	185,9	17:56'13.141
10° 14 E. DE LA VEGA (2'19.212)							
Lap	Seg.1	Seg.2	Seg.3	Seg.4	Lap Time	km/h	Local Time
1		42.253	38.502	24.504			17:27'34.223
2	37.458	41.053	38.803	28.191	2'25.505	191,2	17:29'59.728
3	38.010	40.946	38.495	24.750	2'22.201	187,5	17:32'21.929
4	37.436	40.059	37.655	24.464	2'19.614	184,0	17:34'41.543
5	37.265	40.004	37.784	24.385	2'19.438	193,2	17:37'00.981
6	37.331	40.410	37.769	24.288	2'19.798	186,9	17:39'20.779
7	37.294	42.372	38.290	24.412	2'22.368	186,2	17:41'43.147
8	37.320	40.508	38.021	24.754	2'20.603	186,5	17:44'03.750
9	37.616	40.437	37.855	24.395	2'20.303	182,7	17:46'24.053
10	37.529	39.848	37.708	24.356	2'19.441	185,2	17:48'43.494
11	37.348	40.065	37.689	24.157	2'19.259	186,5	17:51'02.753
12	36.790	39.939	37.901	24.582	2'19.212	191,8	17:53'21.965
13	37.418	39.886	37.842	24.354	2'19.500	185,6	17:55'41.465
11° 8 M. PEREZ (2'19.238)							
Lap	Seg.1	Seg.2	Seg.3	Seg.4	Lap Time	km/h	Local Time
1		43.309	39.580	24.999			17:27'35.694
2	37.729	41.850	43.063	27.275	2'29.917	189,1	17:30'05.611
3	37.267	40.091	37.963	24.298	2'19.619	190,8	17:32'25.230
4	37.234	39.878	38.254	24.394	2'19.760	194,6	17:34'44.990
5	37.042	40.381	37.643	24.199	2'19.265	191,8	17:37'04.255
6	37.329	40.333	37.779	24.503	2'19.944	195,3	17:39'24.199
7	37.135	40.064	37.746	24.293	2'19.238	187,8	17:41'43.437
8	36.844	40.489	38.030	31.740	2'27.103P	189,5	17:44'10.540
9	3'07.550	40.822	38.431	24.851	4'51.654P		17:49'02.194
10	37.538	40.338	38.179	24.686	2'20.741	187,5	17:51'22.935
11	37.707	40.200	39.359	24.865	2'22.131	185,9	17:53'45.066
12	37.472	40.020	37.738	24.300	2'19.530	187,5	17:56'04.596
12° 20 D. LOUREIRO (2'19.249)							
Lap	Seg.1	Seg.2	Seg.3	Seg.4	Lap Time	km/h	Local Time
1		42.003	38.700	24.831			17:28'40.765
2	37.736	40.844	38.056	24.465	2'21.101	188,5	17:31'01.866
3	37.298	40.558	38.409	24.617	2'20.882	191,2	17:33'22.748
4	37.350	40.775	38.467	24.718	2'21.310	188,5	17:35'44.058
5	37.288	40.420	37.903	24.461	2'20.072	189,1	17:38'04.130
6	38.901	41.963	39.151	33.390	2'33.405P	184,0	17:40'37.535
7	3'55.502	41.519	38.464	25.563	5'41.048P		17:46'18.583
8	37.126	40.290	37.971	24.486	2'19.873	188,5	17:48'38.456
9	38.120	40.488	37.843	24.313	2'20.764	190,1	17:50'59.220
10	36.854	42.877	44.322	24.583	2'28.636	192,5	17:53'27.856
11	36.638	40.632	37.645	24.334	2'19.249	197,4	17:55'47.105
13° 69 M. HERRERA (2'19.278)							
Lap	Seg.1	Seg.2	Seg.3	Seg.4	Lap Time	km/h	Local Time
1		41.641	38.402	24.926			17:27'37.926
2	37.210	40.801	37.743	25.403	2'21.157	185,6	17:29'59.083
3	37.453	40.082	37.692	24.647	2'19.874	188,2	17:32'18.957
4	37.207	47.754	38.058	24.485	2'27.504	189,1	17:34'46.461
5	37.222	40.056	37.974	24.523	2'19.775	186,9	17:37'06.236
6	36.992	40.573	37.514	24.199	2'19.278	190,1	17:39'25.514
7	36.886	40.313	38.025	24.698	2'19.922	190,8	17:41'45.436
8	36.932	40.351	38.926	24.831	2'21.040	186,5	17:44'06.476
9	36.702	40.919	38.335	26.884	2'22.840	193,9	17:46'29.316
10	37.747	40.428	38.440	24.744	2'21.359	192,2	17:48'50.675
11	36.923	40.259	38.053	24.472	2'19.707	192,5	17:51'10.382
12	37.178	40.147	41.306	25.971	2'24.602	187,2	17:53'34.984
14° 33 D. VALLE (2'19.456)							
Lap	Seg.1	Seg.2	Seg.3	Seg.4	Lap Time	km/h	Local Time
1		42.165	38.566	24.688			17:27'39.477
2	37.516	40.444	39.156	25.096	2'22.212	186,9	17:30'01.689
3	37.588	40.741	38.562	24.488	2'21.379	186,9	17:32'23.068
4	37.062	40.490	37.786	24.472	2'19.810	190,1	17:34'42.878
5	37.842	41.016	37.902	24.367	2'21.127	192,5	17:37'04.005
6	37.466	40.276	38.121	25.037	2'20.900	191,5	17:39'24.905
7	37.121	40.249	37.754	24.332	2'19.456	188,2	17:41'44.361
8	37.046	40.247	38.356	24.465	2'20.114	185,9	17:44'04.475
9	37.300	40.981	40.037	25.908	2'24.226	184,0	17:46'28.701
10	38.082	40.608	38.244	24.455	2'21.389	190,8	17:48'50.090
11	37.185	40.494	38.823	27.879	2'24.381	191,2	17:51'14.471
12	37.325	41.352	41.828	27.355	2'27.860	188,8	17:53'42.331
13	37.930	40.833	38.566	24.829	2'22.158	180,3	17:56'04.489
15° 19 L. BERNARDI (2'19.709)							
Lap	Seg.1	Seg.2	Seg.3	Seg.4	Lap Time	km/h	Local Time
1		42.183	39.404	26.576			17:27'32.397
2	38.369	41.652	38.144	24.779	2'22.944	183,7	17:29'55.341
3	37.450	40.532	38.658	25.130	2'21.770	183,4	17:32'17.111
4	39.807	41.515	38.417	25.588	2'25.327	185,6	17:34'42.438
5	37.692	40.936	38.390	24.681	2'21.699	190,5	17:37'04.137
6	37.524	40.373	37.937	24.628	2'20.462	191,5	17:39'24.599
7	37.109	40.272	37.837	24.491	2'19.709	186,9	17:41'44.308
8	37.224	40.119	38.170	24.773	2'20.286	184,6	17:44'04.594
9	37.626	41.314	39.669	25.781	2'24.390	187,2	17:46'28.984
10	37.214	40.304	38.182	24.541	2'20.241	190,5	17:48'49.225
11	37.328	40.523	38.217	25.166	2'21.234	192,2	17:51'10.459
12	37.210	40.237	39.788	25.682	2'22.917	186,5	17:53'33.376
13	37.270	40.543	38.728	25.673	2'22.214	185,2	17:55'55.590
16° 25 A. VERDOÍA (2'19.777)							
Lap	Seg.1	Seg.2	Seg.3	Seg.4	Lap Time	km/h	Local Time
1		42.379	38.474	25.772			17:27'32.549
2	37.903	40.843	39.143	29.010	2'26.899	187,5	17:29'59.448
3	37.940	41.087	38.502	24.886	2'22.415	183,7	17:32'21.863
4	37.632	40.652	37.856	24.638	2'20.778	182,7	17:34'42.641
5	37.851	41.107	38.276	24.629	2'21.863	193,9	17:37'04.504
6	37.339	40.482	37.840	24.766	2'20.427C	192,9	17:39'24.931
7	37.244	40.421	37.745	24.367	2'19.777	186,9	17:41'44.708
8	37.007	40.331	38.546	24.750	2'20.634	190,5	17:44'05.342
9	37.135	40.775	38.710	24.851	2'21.471	190,1	17:46'26.813
10	37.770	40.469	37.791	24.634	2'20.664	183,7	17:48'47.477
11	37.467	40.688	38.461	28.238	2'24.854	185,9	17:51'12.331
12	37.711	40.386	38.306	26.536	2'22.939	191,8	17:53'35.270
13	37.064	40.423	37.858	24.602	2'19.947	190,5	17:55'55.217
17° 21 B. SANCHEZ (2'19.779)							
Lap	Seg.1	Seg.2	Seg.3	Seg.4	Lap Time	km/h	Local Time
1		41.860	38.473	25.231			17:27'31.538
2	37.347	41.089	37.987	24.458	2'20.881	194,9	17:29'52.419
3	36.867	40.759	37.835	24.365	2'19.826	193,5	17:32'12.245
4	36.944	42.160	39.171	25.522	2'23.797	197,1	17:34'36.042
5	37.101	40.784	39.469	24.409	2'21.763	192,2	17:36'57.805
6	37.038	40.345	38.044	24.499	2'19.926	192,2	17:39'17.731
7	37.365	40.748	39.109	25.775	2'22.997	188,2	17:41'40.728
8	37.865	41.997	39.134	25.125	2'24.121	191,2	17:44'04.849
9	37.077	41.092	39.262	25.823	2'23.254	193,2	17:46'28.103
10	37.080	40.398	37.859	24.442	2'19.779	191,8	17:48'47.882
11	36.894	40.597	39.677	27.051	2'24.219	190,8	17:51'12.101
12	38.457	42.197	41.667	28.202	2'30.523	193,5	17:53'42.624



ACERBIS Czech Round, 8 - 10 June 2018

World Supersport 300 - Chronological Analysis Free Practice 2nd Session

Automotodrom Brno 5.403 m

3 / 5

18° 71 T. EDWARDS (2'19.807)								22° 64 H. DE CANCELLIS (2'20.289)							
Lap	Seg.1	Seg.2	Seg.3	Seg.4	Lap Time	km/h	Local Time	Lap	Seg.1	Seg.2	Seg.3	Seg.4	Lap Time	km/h	Local Time
1		41.091	39.037	31.228			17:27'32.574	1		43.726	38.849	25.015			17:27'32.924
2	37.471	42.320	44.215	27.307	2'31.313	187,5	17:30'03.887	2	37.770	41.845	38.881	27.974	2'26.470	191,8	17:29'59.394
3	37.654	40.868	38.407	24.883	2'21.812	190,1	17:32'25.699	3	37.818	41.071	39.575	24.674	2'23.138	187,8	17:32'22.532
4	36.897	40.054	38.187	24.669	2'19.807	192,9	17:34'45.506	4	37.503	41.069	38.297	24.848	2'21.717	191,2	17:34'44.249
5	37.032	40.669	38.233	24.423	2'20.357	196,0	17:37'05.863	5	37.564	41.040	38.366	24.714	2'21.684	190,5	17:37'05.933
6	36.927	40.437	37.966	24.636	2'19.966	196,4	17:39'25.829	6	37.346	40.809	37.957	24.380	2'20.492	195,7	17:39'26.425
7	36.947	41.077	38.286	25.372	2'21.682	192,9	17:41'47.511	7	36.873	41.179	37.923	24.490	2'20.465	192,5	17:41'46.890
8	37.092	40.921	37.966	24.469	2'20.448	189,8	17:44'07.959	8	37.509	40.375	38.190	24.505	2'20.579	188,8	17:44'07.469
9	36.984	40.484	38.593	24.841	2'20.902	191,2	17:46'28.861	9	37.651	40.534	38.210	24.928	2'21.323	186,5	17:46'28.792
10	37.069	40.471	37.971	24.392	2'19.903	191,8	17:48'48.764	10	37.300	40.932	37.748	24.309	2'20.289	192,2	17:48'49.081
11	37.184	40.466	40.022	28.272	2'25.944	189,8	17:51'14.708	11	37.402	40.458	38.237	24.607	2'20.704	195,7	17:51'09.785
12	37.209	41.077	52.185	26.128	2'36.599	194,2	17:53'51.307	12	38.058	40.318	38.321	24.793	2'21.490	184,9	17:53'31.275
13	37.529	40.613	38.085	24.597	2'20.824	187,5	17:56'12.131	13	37.796	40.840	38.261	24.696	2'21.593	185,2	17:55'52.868

19° 96 I. PRATNA (2'19.856)								23° 41 J. JÄHNIG (2'20.295)							
Lap	Seg.1	Seg.2	Seg.3	Seg.4	Lap Time	km/h	Local Time	Lap	Seg.1	Seg.2	Seg.3	Seg.4	Lap Time	km/h	Local Time
1		40.730	38.967	32.872			17:27'34.232	1		42.104	39.518	24.403			17:27'42.696
2	37.832	41.368	38.420	24.802	2'22.422	186,5	17:29'56.654	2	37.729	40.702	38.995	24.474	2'21.900	192,5	17:30'04.596
3	37.853	40.807	38.711	24.636	2'22.007	183,4	17:32'18.661	3	37.122	41.074	38.248	24.926	2'21.370	195,7	17:32'25.966
4	37.712	41.284	38.731	24.990	2'22.717	186,5	17:34'41.378	4	37.185	41.897	38.406	24.805	2'22.293	190,0	17:34'48.259
5	38.479	40.962	38.243	24.701	2'22.385	188,8	17:37'03.763	5	37.532	40.735	38.175	24.513	2'20.955	190,8	17:37'09.214
6	38.401	40.311	37.869	24.603	2'21.184	189,1	17:39'24.947	6	37.278	40.629	38.109	24.279	2'20.295	191,2	17:39'29.509
7	37.627	40.460	37.522	24.247	2'19.856	186,5	17:41'44.803	7	37.361	40.909	38.393	24.469	2'21.132C	192,5	17:41'50.641
8	37.183	40.498	38.517	24.624	2'20.822	192,5	17:44'05.625	8	37.552	40.630	38.207	32.234	2'28.623P	187,5	17:44'19.264
9	37.868	41.076	38.844	24.990	2'22.778	193,9	17:46'28.403	9	2'39.727	40.941	40.124	25.174	4'25.966P		17:48'45.230
10	37.193	40.575	38.963	24.604	2'21.335	191,5	17:48'49.738	10	37.269	40.646	38.368	24.222	2'20.505	194,9	17:51'05.735
11	37.648	41.196	38.308	24.624	2'21.776	193,5	17:51'11.514	11	36.988	40.730	38.598	24.395	2'20.711	196,4	17:53'26.446
12	37.614	40.896	38.009	24.685	2'21.204	189,5	17:53'32.718	12	37.101	40.535	38.226	24.443	2'20.305	194,6	17:55'46.751
13	38.087	40.849	38.294	25.038	2'22.268	191,2	17:55'54.986								

20° 13 D. IOZZO (2'20.066)								24° 97 M. KAPPLER (2'20.301)							
Lap	Seg.1	Seg.2	Seg.3	Seg.4	Lap Time	km/h	Local Time	Lap	Seg.1	Seg.2	Seg.3	Seg.4	Lap Time	km/h	Local Time
1		41.529	39.313	28.427			17:27'31.519	1		42.032	39.463	24.890			17:27'30.372
2	38.254	40.899	38.378	24.813	2'22.344	184,9	17:29'53.863	2	37.630	40.925	38.302	24.581	2'21.438	191,5	17:29'51.810
3	37.921	41.363	39.569	24.620	2'23.473	188,2	17:32'17.336	3	37.180	40.818	37.902	24.401	2'20.301	190,1	17:32'12.111
4	38.307	40.968	38.418	24.766	2'22.459	184,9	17:34'39.795	4	37.724	41.258	38.418	24.619	2'22.019	193,5	17:34'34.130
5	37.880	40.424	38.339	24.864	2'21.507	182,4	17:37'01.302	5	37.834	41.254	38.652	24.574	2'22.314	187,2	17:36'56.444
6	37.333	40.537	37.793	24.642	2'20.305C	185,2	17:39'21.607	6	37.970	41.225	38.141	24.434	2'21.770	186,2	17:39'18.214
7	37.133	40.145	38.417	24.540	2'20.235	186,9	17:41'41.842	7	37.304	40.563	38.945	24.915	2'21.727	187,5	17:41'39.941
8	36.955	40.814	38.814	25.398	2'21.981C	188,2	17:44'03.823	8	38.140	42.011	40.801	24.678	2'25.630	180,6	17:44'05.571
9	37.644	40.741	38.116	24.675	2'21.176	180,6	17:46'24.999	9	37.273	41.128	39.371	24.893	2'22.665	194,2	17:46'28.236
10	37.360	40.466	37.857	24.383	2'20.066	183,1	17:48'45.065	10	37.216	40.602	38.134	24.794	2'20.746	193,5	17:48'48.982
11	37.578	40.096	37.969	24.796	2'20.439	187,2	17:51'05.504	11	37.742	40.608	38.380	24.816	2'21.546	191,2	17:51'10.528
12	37.830	40.484	38.549	24.865	2'21.728	184,3	17:53'27.232	12	37.446	40.641	38.865	25.138	2'22.090	189,1	17:53'32.618
13	37.624	40.629	38.280	24.438	2'20.971	188,5	17:55'48.203	13	37.813	41.438	38.668	24.638	2'22.557	187,5	17:55'55.175

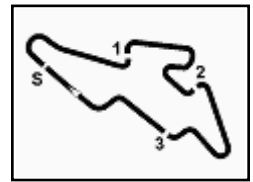
21° 99 P. GRASSIA (2'20.091)								25° 28 D. KOOPMAN (2'20.315)							
Lap	Seg.1	Seg.2	Seg.3	Seg.4	Lap Time	km/h	Local Time	Lap	Seg.1	Seg.2	Seg.3	Seg.4	Lap Time	km/h	Local Time
1		44.669	38.266	25.361			17:27'38.577	1		42.627	38.960	25.565			17:27'33.340
2	37.748	40.602	38.282	25.090	2'21.722	186,5	17:30'00.299	2	38.485	41.494	39.500	25.557	2'25.036	188,5	17:29'58.376
3	37.819	41.016	38.382	24.827	2'22.044	187,2	17:32'22.343	3	37.768	40.337	38.205	24.513	2'20.823	181,5	17:32'19.199
4	37.980	40.784	37.820	24.737	2'21.321	185,9	17:34'43.664	4	37.325	41.688	38.451	25.166	2'22.630	188,8	17:34'41.829
5	37.531	40.904	38.140	24.646	2'21.221	186,2	17:37'04.885	5	37.920	40.322	38.382	24.421	2'21.045	188,2	17:37'02.874
6	37.415	40.523	37.763	24.652	2'20.353	186,9	17:39'25.238	6	37.242	40.430	38.453	24.601	2'20.726	186,2	17:39'23.600
7	37.323	41.682	38.368	24.908	2'22.281	187,5	17:41'47.519	7	37.537	40.523	37.891	24.517	2'20.468	182,4	17:41'44.068
8	37.613	40.592	38.037	24.662	2'20.904	183,7	17:44'08.423	8	37.568	40.749	38.900	25.050	2'22.267	184,0	17:44'06.335
9	37.414	40.153	38.758	25.610	2'21.935	186,5	17:46'30.358	9	37.270	41.364	40.145	26.444	2'25.223	189,5	17:46'31.558
10	37.323	40.273	37.887	24.608	2'20.091	186,9	17:48'50.449	10	37.347	40.367	38.153	24.448	2'20.315	188,5	17:48'51.873
11	37.587	40.167	43.358	24.699	2'25.811	186,5	17:51'16.260	11	37.372	40.784	38.339	26.647	2'23.142	191,2	17:51'15.015
12	37.354	40.303	49.357	25.777	2'32.791	186,5	17:53'49.051	12	37.219	41.354	39.397	24.903	2'22.873	187,2	17:53'37.888
								13	37.359	40.495	38.350	24.738	2'20.942	186,5	17:55'58.830

08/06/2018 P = Pits In/Out - C = Lap Time Cancelled

These data/results cannot be reproduced, stored and/or transmitted in whole or in part by any manner of electronic, mechanical, photocopying, recording, broadcasting or otherwise now known or herein after developed without the previous express consent by the copyright owner, except for reproduction in daily press and regular printed publications on sale to the public within 60 days of the event related to those data/results and always provided that copyright symbol appears together as follows below.

© DORNA WSBK ORGANIZATION Srl 2018





ACERBIS Czech Round, 8 - 10 June 2018

World Supersport 300 - Chronological Analysis Free Practice 2nd Session

Automotodrom Brno 5.403 m

4 / 5

26° 12 A. RUSMIPUTRO (2'20.595)

Lap	Seg.1	Seg.2	Seg.3	Seg.4	Lap Time	km/h	Local Time
1		42.095	38.402	24.656			17:27'39.765
2	37.537	40.497	38.854	25.090	2'21.978	189,8	17:30'01.743
3	37.738	40.995	38.248	24.922	2'21.903	188,2	17:32'23.646
4	37.456	40.507	37.954	24.626	2'20.543C	190,5	17:34'44.189
5	37.465	41.006	38.149	24.654	2'21.274	190,8	17:37'05.463
6	37.643	40.571	38.018	24.363	2'20.595	189,1	17:39'26.058
7	37.099	40.894	38.231	24.522	2'20.746	191,2	17:41'46.804
8	37.567	40.948	38.264	24.560	2'21.339	184,9	17:44'08.143
9	37.248	40.605	38.452	24.552	2'20.857	190,5	17:46'29.000
10	37.484	40.763	37.972	24.436	2'20.655	190,8	17:48'49.655
11	37.326	40.651	38.922	24.510	2'21.409	191,8	17:51'11.064
12	39.139	43.760	40.383	28.039	2'31.321	191,2	17:53'42.385
13	37.681	40.784	38.529	24.766	2'21.760	184,3	17:56'04.145

27° 27 F. ROVELLI (2'20.744)

Lap	Seg.1	Seg.2	Seg.3	Seg.4	Lap Time	km/h	Local Time
1				25.526			17:27'33.150
2	38.246	43.133	38.630	26.004	2'26.013	195,3	17:29'59.163
3	38.184			25.169	2'25.785	187,5	17:32'24.948
4	38.043			25.279	2'23.666	185,2	17:34'48.614
5	37.660			25.063	2'22.461	190,8	17:37'11.075
6	37.969			25.308	2'22.791	183,7	17:39'33.866
7	38.110			35.465	2'33.698P	182,4	17:42'07.564
8	2'42.430	43.127	39.442	25.353	4'30.352P		17:46'37.916
9	38.215	41.083	38.996	25.125	2'23.419	182,1	17:49'01.335
10	38.256	40.846	38.599	24.712	2'22.413	182,7	17:51'23.748
11	37.723	41.115	38.631	24.725	2'22.194	187,5	17:53'45.942
12	37.405	40.553	38.166	24.620	2'20.744	186,9	17:56'06.686

28° 54 F. FULIGNI (2'20.848)

Lap	Seg.1	Seg.2	Seg.3	Seg.4	Lap Time	km/h	Local Time
1		42.274	39.868	25.682			17:27'31.342
2	38.087	41.483	38.808	25.069	2'23.447	186,5	17:29'54.789
3	38.178	40.654	38.642	25.021	2'22.495	181,8	17:32'17.284
4	38.353	41.664	38.503	25.277	2'23.797	184,3	17:34'41.081
5	38.363	40.914	38.300	24.866	2'22.443	178,5	17:37'03.524
6	38.425	41.050	38.473	24.730	2'22.678	180,9	17:39'26.202
7	37.207	41.243	38.478	24.623	2'21.551	188,2	17:41'47.753
8	37.546	40.724	38.342	24.572	2'21.184	192,5	17:44'08.937
9	37.705	40.763	38.971	24.976	2'22.415	184,6	17:46'31.352
10	37.857	40.495	37.912	24.584	2'20.848	184,3	17:48'52.200
11	37.444	41.125	38.449	26.135	2'23.153	187,2	17:51'15.353
12	37.313	41.082	39.147	27.337	2'24.879	187,5	17:53'40.232
13	38.554	41.589	39.380	24.860	2'24.383	177,3	17:56'04.615

29° 79 T. ALONSO (2'21.444)

Lap	Seg.1	Seg.2	Seg.3	Seg.4	Lap Time	km/h	Local Time
1		42.625	39.090	25.557			17:27'29.527
2	38.246	41.381	38.426	24.595	2'22.648	183,1	17:29'52.175
3	37.338	40.904	38.447	24.755	2'21.444	190,1	17:32'13.619
4	37.689	41.190	39.318	33.222	2'31.419P	185,6	17:34'45.038
5	2'53.142	42.120	39.262	24.896	4'39.420P		17:39'24.458
6	37.885	41.750	38.940	24.650	2'23.225	189,8	17:41'47.683
7	37.314	40.718	38.516	26.912	2'23.460	190,1	17:44'11.143
8	44.780	45.160	42.985	37.771	2'50.696P	184,0	17:47'01.839
9	1'53.091	47.140	44.120	37.513	4'01.864P		17:51'03.703

30° 3 T. TOPARIS (2'21.547)

Lap	Seg.1	Seg.2	Seg.3	Seg.4	Lap Time	km/h	Local Time
1		42.813	39.401	25.300			17:27'37.260
2	38.281	41.201	38.906	24.914	2'23.302	187,8	17:30'00.562

3	39.338	41.656	38.425	25.041	2'24.460	194,6	17:32'25.022
4	37.663	40.869	38.294	24.721	2'21.547	191,5	17:34'46.569
5	37.432	40.747	38.359	24.864	2'21.402C	193,2	17:37'07.971
6	37.674	40.669	38.580	25.014	2'21.937	190,8	17:39'29.908
7	37.610	41.245	38.610	24.753	2'22.218	189,1	17:41'52.126
8	37.762	41.332	38.670	33.829	2'31.593P	187,5	17:44'23.719
9	2'29.075	41.690	38.718	25.089	4'14.572P		17:48'38.291
10	38.561	40.800	38.472	24.913	2'22.746	182,1	17:51'01.037
11	37.770	40.875	38.250	24.700	2'21.595	189,1	17:53'22.632
12	37.871	40.900	38.354	24.818	2'21.943	187,5	17:55'44.575

31° 5 R. VOS (2'21.589)

Lap	Seg.1	Seg.2	Seg.3	Seg.4	Lap Time	km/h	Local Time
1		41.088	38.495	25.125			17:27'26.704
2	38.043	40.676	38.379	25.086	2'22.184	185,2	17:29'48.888
3	39.100	41.293	37.908	24.666	2'22.967	184,6	17:32'11.855
4	37.625	41.269	39.071	24.673	2'22.638	187,5	17:34'34.493
5	37.715	41.516	38.396	24.736	2'22.363	188,5	17:36'56.856
6	37.832	41.167	38.186	24.489	2'21.674	186,5	17:39'18.530
7	37.355	40.690	38.669	24.875	2'21.589	189,5	17:41'40.119
8	38.619	42.388	39.222	24.682	2'24.911	185,9	17:44'05.030
9	37.450	41.913	39.357	26.131	2'24.851	191,2	17:46'29.881
10	37.599	40.989	38.554	24.720	2'21.862	189,5	17:48'51.743
11	37.479	41.268	38.488	25.127	2'22.362	190,1	17:51'14.105
12	37.943	41.299	39.052	25.091	2'23.385	186,9	17:53'37.490
13	38.390	40.830	38.497	24.658	2'22.375	185,2	17:55'59.865

32° 44 S. LOCHOFF (2'21.938)

Lap	Seg.1	Seg.2	Seg.3	Seg.4	Lap Time	km/h	Local Time
1		41.938	39.327	26.537			17:27'30.340
2	38.452	43.443	38.777	24.728	2'25.400	188,5	17:29'55.740
3	38.100	41.303	38.298	24.513	2'22.214	188,5	17:32'17.954
4	38.050	41.987	38.576	24.762	2'23.375	190,5	17:34'41.329
5	38.854	42.052	38.768	24.628	2'24.302	189,8	17:37'05.631
6	37.868	41.438	38.513	24.780	2'22.599	194,2	17:39'28.230
7	38.010	42.031	38.724	24.707	2'23.472	184,9	17:41'51.702
8	38.025	41.335	39.380	25.059	2'23.799	184,0	17:44'15.501
9	38.075	41.540	38.703	24.750	2'23.068	186,5	17:46'38.569
10	37.989	41.512	38.610	24.809	2'22.920	184,3	17:49'01.489
11	38.504	41.186	38.598	24.505	2'22.793	180,6	17:51'24.282
12	37.694	41.358	38.364	24.522	2'21.938	188,5	17:53'46.220
13	37.525	41.418	39.584	43.692	2'42.219P	190,1	17:56'28.439

33° 78 J. FORAY (2'22.080)

Lap	Seg.1	Seg.2	Seg.3	Seg.4	Lap Time	km/h	Local Time
1		41.933	38.656	25.541			17:27'29.844
2	38.585	41.829	38.678	24.797	2'23.889	185,2	17:29'53.733
3	38.316	40.938	38.861	25.199	2'23.314	186,2	17:32'17.047
4	38.458	41.641	39.033	26.180	2'25.312	183,7	17:34'42.359
5	38.242	42.501	38.862	24.724	2'24.329	190,8	17:37'06.688
6	37.826	41.209	38.571	24.796	2'22.402	189,5	17:39'29.090
7	38.318	41.211	38.645	34.548	2'32.722P	185,2	17:42'01.812
8	2'30.593	41.188	38.821	25.220	4'15.822P		17:46'17.634
9	38.528	40.930	38.412	24.767	2'22.637	180,0	17:48'40.271
10	38.243	41.416	38.970	24.513	2'23.142	184,3	17:51'03.413
11	38.139	41.166	38.542	24.687	2'22.534	188,8	17:53'25.947
12	37.955	41.007	38.527	24.591	2'22.080	185,9	17:55'48.027

34° 30 D. BLIN (2'22.171)

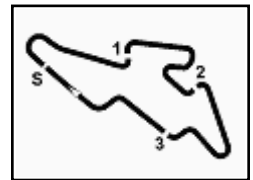
Lap	Seg.1	Seg.2	Seg.3	Seg.4	Lap Time	km/h	Local Time
1		42.389	40.055	27.354			17:27'32.568
2	38.420	41.717	38.953	28.309	2'27.399	185,6	17:29'59.967
3	37.985	41.020	39.216	24.881	2'23.102	186,9	17:32'23.069
4	37.817	41.067	38.532	24.792	2'22.208	184,6	17:34'45.277

08/06/2018 P = Pits In/Out - C = Lap Time Cancelled

These data/results cannot be reproduced, stored and/or transmitted in whole or in part by any manner of electronic, mechanical, photocopying, recording, broadcasting or otherwise now known or herein after developed without the previous express consent by the copyright owner, except for reproduction in daily press and regular printed publications on sale to the public within 60 days of the event related to those data/results and always provided that copyright symbol appears together as follows below.

© DORNA WSBK ORGANIZATION Srl 2018





ACERBIS Czech Round, 8 - 10 June 2018

World Supersport 300 - Chronological Analysis Free Practice 2nd Session

5	37.735	41.017	38.496	24.923	2'22.171	187,8	17:37'07.448	9	39.074	42.426	39.908	25.972	2'27.380	179,1	17:49'19.011
6	38.314	40.828	38.484	25.086	2'22.712	182,7	17:39'30.160	10	39.171	41.925	40.214	25.779	2'27.089	180,0	17:51'46.100
7	37.748	41.018	38.722	24.907	2'22.395	185,6	17:41'52.555	11	39.177	42.672	42.777	36.087	2'40.713P	179,7	17:54'26.813
8	37.965	40.836	38.678	24.905	2'22.384	181,5	17:44'14.939	12	58.244	43.248	40.176	26.050	2'47.718P		17:57'14.531
9	38.431	42.260	40.132	32.357	2'33.180P	179,1	17:46'48.119								
10	2'16.642	45.934	40.768	26.058	4'09.402P		17:50'57.521								
11	39.127	41.623	39.071	25.348	2'25.169	175,9	17:53'22.690								
12	38.242	40.869	38.422	25.052	2'22.585	182,4	17:55'45.275								

35° 7 N. SETTIMO (2'22.914)							
Lap	Seg.1	Seg.2	Seg.3	Seg.4	Lap Time	km/h	Local Time
1		42.577	39.817	26.285			17:27'32.826
2	39.086	42.123	39.303	26.028	2'26.540	186,2	17:29'59.366
3	38.402	42.478	39.006	25.641	2'25.527	185,6	17:32'24.893
4	38.497	42.034	39.096	25.271	2'24.898C	185,6	17:34'49.791
5	38.263	41.091	39.273	25.495	2'24.122	183,7	17:37'13.913
6	39.073	41.349	39.447	25.139	2'25.008	179,4	17:39'38.921
7	38.640	41.354	39.459	25.742	2'25.195	179,1	17:42'04.116
8	39.101	42.553	40.381	36.614	2'38.649P	176,8	17:44'42.765
9	2'07.300	44.648	39.208	25.297	3'56.453P		17:48'39.218
10	38.155	41.167	38.490	25.102	2'22.914	182,7	17:51'02.132
11	37.868	41.358	39.323	25.241	2'23.790	184,6	17:53'25.922
12	38.623	41.906	38.382	25.033	2'23.944	184,0	17:55'49.866

39° 32 A. PELIKANOVA (2'27.517)							
Lap	Seg.1	Seg.2	Seg.3	Seg.4	Lap Time	km/h	Local Time
1		45.009	41.868	26.584			17:27'45.867
2	39.528	43.357	40.431	25.977	2'29.293	178,8	17:30'15.160
3	39.596	42.562	40.379	25.865	2'28.402	177,9	17:32'43.562
4	39.463	42.741	39.856	25.865	2'27.925	177,3	17:35'11.487
5	39.549	42.473	40.405	40.055	2'42.482P	177,6	17:37'53.969
6	4'41.564	43.054	40.467	25.978	6'31.063P		17:44'25.032
7	39.529	42.886	40.049	25.774	2'28.238	175,6	17:46'53.270
8	39.160	42.611	39.990	25.756	2'27.517	177,0	17:49'20.787
9	39.340	42.472	40.131	26.152	2'28.095	179,1	17:51'48.882
10	39.553	42.677	40.311	25.962	2'28.503	176,2	17:54'17.385
11	39.631	42.685	40.306	25.764	2'28.386	176,2	17:56'45.771

36° 73 V. SCHWARZ (2'23.726)							
Lap	Seg.1	Seg.2	Seg.3	Seg.4	Lap Time	km/h	Local Time
1		42.897	39.833	25.450			17:27'35.764
2	38.754	42.056	40.252	25.526	2'26.588	182,7	17:30'02.352
3	38.475	41.442	39.144	25.005	2'24.066	178,5	17:32'26.418
4	38.429	41.398	38.735	25.164	2'23.726	184,9	17:34'50.144
5	38.395	41.596	38.758	25.136	2'23.885	188,8	17:37'14.029
6	39.221	41.376	38.886	25.403	2'24.886	184,0	17:39'38.915
7	39.458	41.301	38.941	25.630	2'25.330C	174,8	17:42'04.245
8	39.231	41.383	41.495	36.609	2'38.718P	180,6	17:44'42.963
9	1'35.187	42.173	39.684	25.757	3'22.801P		17:48'05.764
10	39.387	42.032	39.759	25.608	2'26.786	172,0	17:50'32.550
11	39.212	42.792	39.892	25.494	2'27.390	173,4	17:52'59.940
12	38.796	41.279	39.221	25.541	2'24.837	178,8	17:55'24.777

37° 58 T. FINOCCHIARO (2'24.331)							
Lap	Seg.1	Seg.2	Seg.3	Seg.4	Lap Time	km/h	Local Time
1		42.367	39.962	26.310			17:27'31.695
2	38.567	42.653	39.406	26.279	2'26.905	185,2	17:29'58.600
3	38.183	41.435	40.554	25.603	2'25.775	185,6	17:32'24.375
4	38.821	42.424	38.983	25.394	2'25.622	185,6	17:34'49.997
5	38.320	41.569	38.774	25.668	2'24.331	185,2	17:37'14.328
6	39.066	41.442	39.052	35.683	2'35.243P	184,6	17:39'49.571
7	1'34.607	42.781	39.492	25.751	3'22.631P		17:43'12.202
8	39.221	42.024	38.979	26.216	2'26.440	176,8	17:45'38.642
9	39.252	42.208	40.196	27.264	2'28.920	177,3	17:48'07.562
10	38.886	41.807	39.065	25.297	2'25.055	179,4	17:50'32.617
11	39.312	42.249	39.346	25.637	2'26.544	180,9	17:52'59.161
12	39.305	41.827	39.638	25.843	2'26.613	178,2	17:55'25.774

38° 37 R. KUCERA (2'26.021)							
Lap	Seg.1	Seg.2	Seg.3	Seg.4	Lap Time	km/h	Local Time
1		45.057	41.684	25.650			17:27'45.030
2	39.832	42.748	39.818	25.854	2'28.252	180,9	17:30'13.282
3	39.154	42.312	39.891	25.931	2'27.288	180,0	17:32'40.570
4	39.174	41.937	39.945	25.666	2'26.722	179,7	17:35'07.292
5	39.245	42.113	39.866	25.723	2'26.947	179,7	17:37'34.239
6	39.174	44.047	41.291	37.277	2'41.789P	178,5	17:40'16.028
7	2'21.181	42.724	40.012	25.665	4'09.582P		17:44'25.610
8	38.681	42.023	39.638	25.679	2'26.021	181,2	17:46'51.631

08/06/2018 P = Pits In/Out - C = Lap Time Cancelled

These data/results cannot be reproduced, stored and/or transmitted in whole or in part by any manner of electronic, mechanical, photocopying, recording, broadcasting or otherwise now known or herein after developed without the previous express consent by the copyright owner, except for reproduction in daily press and regular printed publications on sale to the public within 60 days of the event related to those data/results and always provided that copyright symbol appears together as follows below.

© DORNA WSBK ORGANIZATION Srl 2018

