

ACERBIS Czech Round, 8 - 10 June 2018

World Supersport 300 - Results Superpole 1

Automotodrom Brno 5.403 m
1 / 2

No.	Rider	Nat	Team	Bike	Time	Gap	Rel.	Laps	Speed	
									Avg	Max
1*	20 D. LOUREIRO	RSA	DS Junior Team	Kawasaki Ninja 400	2'18.295			5	140,647	196,4
2*	41 J. JÄHNIG	GER	Freudenberg KTM Junior Team	KTM RC 390 R	2'18.648	0.353	0.353	6	140,289	194,2
3	33 D. VALLE	ESP	BCD Yamaha MS Racing	Yamaha YZF-R3	2'18.806	0.511	0.158	6	140,129	190,1
4	8 M. PEREZ	ESP	Kawasaki ParkinGO Team	Kawasaki Ninja 400	2'18.911	0.616	0.105	5	140,023	193,5
5	21 B. SANCHEZ	ESP	ETG Racing	Kawasaki Ninja 400	2'18.972	0.677	0.061	6	139,962	194,2
6	99 P. GRASSIA	ITA	BIBLION YAMAHA MOTOXRACING	Yamaha YZF-R3	2'18.978	0.683	0.006	5	139,956	186,5
7	69 M. HERRERA	ESP	BCD Yamaha MS Racing	Yamaha YZF-R3	2'19.007	0.712	0.029	6	139,927	188,8
8	12 A. RUSMIPUTRO	INA	Pertamina Almeria BCD by MS Racing	Yamaha YZF-R3	2'19.067	0.772	0.060	6	139,866	195,7
9	14 E. DE LA VEGA	FRA	GP Project Team	Kawasaki Ninja 400	2'19.265	0.970	0.198	3	139,668	183,1
10	96 I. PRATNA	INA	TERRA E MOTO	Yamaha YZF-R3	2'19.276	0.981	0.011	6	139,657	191,8
11	71 T. EDWARDS	AUS	Nutec - Benjan - Kawasaki	Kawasaki Ninja 400	2'19.283	0.988	0.007	6	139,649	191,8
12	64 H. DE CANCELLIS	FRA	Team Toth - Yart	Yamaha YZF-R3	2'19.336	1.041	0.053	6	139,596	191,2
13	28 D. KOOPMAN	NED	GRT Yamaha WorldSSP300 Team	Yamaha YZF-R3	2'19.603	1.308	0.267	6	139,329	189,1
14	27 F. ROVELLI	ITA	Kawasaki ParkinGO Team	Kawasaki Ninja 400	2'19.821	1.526	0.218	6	139,112	191,2
15	3 T. TOPARIS	AUS	Motoport Kawasaki	Kawasaki Ninja 400	2'20.046	1.751	0.225	6	138,889	195,7
16	54 F. FULIGNI	ITA	GRT Yamaha WorldSSP300 Team	Yamaha YZF-R3	2'20.068	1.773	0.022	6	138,867	193,5
17	19 L. BERNARDI	ITA	Team Trasimeno	Yamaha YZF-R3	2'20.200	1.905	0.132	6	138,736	188,2
18	5 R. VOS	NED	KTM Fortron Racing Team	KTM RC 390 R	2'20.359	2.064	0.159	6	138,579	191,8
19	30 D. BLIN	POL	Team Toth - Yart	Yamaha YZF-R3	2'20.611	2.316	0.252	6	138,331	188,8
20	78 J. FORAY	FRA	ETG Racing	Kawasaki Ninja 400	2'20.650	2.355	0.039	6	138,292	194,9
21	79 T. ALONSO	POR	Samurai-YART Racing	Yamaha YZF-R3	2'20.775	2.480	0.125	6	138,169	190,1
22	7 N. SETTIMO	ITA	Scuderia Maranga Racing	Honda CBR500R	2'20.793	2.498	0.018	6	138,152	188,8
23	13 D. IOZZO	RSA	Racedays	Honda CBR500R	2'21.015	2.720	0.222	5	137,934	186,2
24	97 M. KAPPLER	GER	Freudenberg KTM WorldSSP Team	KTM RC 390 R	2'21.432	3.137	0.417	6	137,528	191,2
25	44 S. LOCHOFF	RSA	Samurai-YART Racing	Yamaha YZF-R3	2'21.962	3.667	0.530	6	137,014	190,1
26	58 T. FINOCCHIARO	GBR	Scuderia Maranga Racing	Honda CBR500R	2'22.109	3.814	0.147	6	136,872	189,5
27	37 R. KUCERA	SVK	Motoclub Balaz / KPA	Kawasaki Ninja 400	2'25.437	7.142	3.328	5	133,740	185,9
28	73 V. SCHWARZ	CZE	Motosport Schwarz Racing Team	Yamaha YZF-R3	2'25.712	7.417	0.275	3	133,488	183,1
29	32 A. PELIKANOVA	CZE	JRT Brno Circuit	Yamaha YZF-R3	2'26.885	8.590	1.173	6	132,422	177,9

* Qualified to Superpole 2

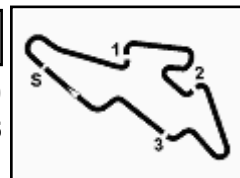
AIR	Humidity:	56%	Temp:	24°C
TRACK	Condition:	Dry	Temp:	34°C

09/06/2018 Start 11:30 End 11:48 The results are provisional until the end of the time limit for protests and appeals and the completion of the technical checks.

These data/results cannot be reproduced, stored and/or transmitted in whole or in part by any manner of electronic, mechanical, photocopying, recording, broadcasting or otherwise now known or herein after developed without the previous express consent by the copyright owner, except for reproduction in daily press and regular printed publications on sale to the public within 60 days of the event related to those data/results and always provided that copyright symbol appears together as follows below.

© DORNA WSBK ORGANIZATION Srl 2018




ACERBIS Czech Round, 8 - 10 June 2018
World Supersport 300 - Results Superpole 1
Session Highlights

Local Time	No. Rider	Description
11.30.00		Start
11.30.37	13 D. IOZZO	On the Gravel - Re-Joined - Turn 2
11.34.28	14 E. DE LA VEGA	Crashed - Turn 12
11.35.11	14 E. DE LA VEGA	Re-joined
11.35.41	12 A. RUSMIPUTRO	Lap Cancelled (2'19.487) - Exceeded Track Limits - Turn 9
11.37.03	5 R. VOS	Current Lap Cancelled - Exceeded Track Limits - Turn 7
11.42.57	73 V. SCHWARZ	Crashed - Turn 5
11.43.51	96 I. PRATNA	Current Lap Cancelled - Exceeded Track Limits - Turn 7
11.44.33	12 A. RUSMIPUTRO	Lap Cancelled (2'19.706) - Exceeded Track Limits - Turn 14
11.45.56	12 A. RUSMIPUTRO	Current Lap Cancelled - Exceeded Track Limits - Turn 7
11.46.10		RED FLAG - Session Ended
11.46.23	99 P. GRASSIA	Crashed - Turn 10
11.46.23	8 M. PEREZ	Crashed - Turn 10
11.48.03		End Of Session

Fastest Laps Sequence

No.	Rider	Nat	Team	Bike	Local Time	Time	Gap	Avg
71	T. EDWARDS	AUS	Nutec - Benjan - Kawasaki	Kawasaki Ninja 400	11:34'45.061	2'20.958		137,990
21	B. SANCHEZ	ESP	ETG Racing	Kawasaki Ninja 400	11:34'47.720	2'19.932	-1.026	139,002
8	M. PEREZ	ESP	Kawasaki ParkinGO Team	Kawasaki Ninja 400	11:34'50.643	2'18.911	-1.021	140,023
41	J. JÄHNIG	GER	Freudenberg KTM Junior Team	KTM RC 390 R	11:39'29.534	2'18.648	-0.263	140,289
20	D. LOUREIRO	RSA	DS Junior Team	Kawasaki Ninja 400	11:39'38.696	2'18.447	-0.201	140,493
20	D. LOUREIRO	RSA	DS Junior Team	Kawasaki Ninja 400	11:44'17.116	2'18.295	-0.152	140,647

Start 11:30 End 11:48 The results are provisional until the end of the time limit for protests and appeals and the completion of the technical checks.

These data/results cannot be reproduced, stored and/or transmitted in whole or in part by any manner of electronic, mechanical, photocopying, recording, broadcasting or otherwise now known or herein after developed without the previous express consent by the copyright owner, except for reproduction in daily press and regular printed publications on sale to the public within 60 days of the event related to those data/results and always provided that copyright symbol appears together as follows below.

© DORNA WSBK ORGANIZATION Srl 2018



Official Fuel Supplier

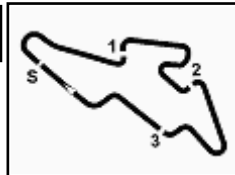


FIKR PERUGIA TIMING

Official Tyre Supplier



Official Timekeeper



ACERBIS Czech Round, 8 - 10 June 2018

World Supersport 300 - Best Sectors & Speed Superpole 1

Automotodrom Brno 5.403 m

BEST LAP		
1	20 D. LOUREIRO	Kawasaki Ninja 400 2'18.295
2	41 J. JÄHNIG	KTM RC 390 R 2'18.648
3	33 D. VALLE	Yamaha YZF-R3 2'18.806
4	8 M. PEREZ	Kawasaki Ninja 400 2'18.911
5	21 B. SANCHEZ	Kawasaki Ninja 400 2'18.972
6	99 P. GRASSIA	Yamaha YZF-R3 2'18.978
7	69 M. HERRERA	Yamaha YZF-R3 2'19.007
8	12 A. RUSMIPUTRO	Yamaha YZF-R3 2'19.067
9	14 E. DE LA VEGA	Kawasaki Ninja 400 2'19.265
10	96 I. PRATNA	Yamaha YZF-R3 2'19.276
11	71 T. EDWARDS	Kawasaki Ninja 400 2'19.283
12	64 H. DE CANCELLIS	Yamaha YZF-R3 2'19.336
13	28 D. KOOPMAN	Yamaha YZF-R3 2'19.603
14	27 F. ROVELLI	Kawasaki Ninja 400 2'19.821
15	3 T. TOPARIS	Kawasaki Ninja 400 2'20.046
16	54 F. FULIGNI	Yamaha YZF-R3 2'20.068
17	19 L. BERNARDI	Yamaha YZF-R3 2'20.200
18	5 R. VOS	KTM RC 390 R 2'20.359
19	30 D. BLIN	Yamaha YZF-R3 2'20.611
20	78 J. FORAY	Kawasaki Ninja 400 2'20.650
21	79 T. ALONSO	Yamaha YZF-R3 2'20.775
22	7 N. SETTIMO	Honda CBR500R 2'20.793
23	13 D. IOZZO	Honda CBR500R 2'21.015
24	97 M. KAPPLER	KTM RC 390 R 2'21.432
25	44 S. LOCHOFF	Yamaha YZF-R3 2'21.962
26	58 T. FINOCCHIARO	Honda CBR500R 2'22.109
27	37 R. KUCERA	Kawasaki Ninja 400 2'25.437
28	73 V. SCHWARZ	Yamaha YZF-R3 2'25.712
29	32 A. PELIKANOVA	Yamaha YZF-R3 2'26.885

SPEED		
1	20 D. LOUREIRO	Kawasaki Ninja 400 196,4
2	3 T. TOPARIS	Kawasaki Ninja 400 195,7
3	12 A. RUSMIPUTRO	Yamaha YZF-R3 195,7
4	78 J. FORAY	Kawasaki Ninja 400 194,9
5	41 J. JÄHNIG	KTM RC 390 R 194,2
6	21 B. SANCHEZ	Kawasaki Ninja 400 194,2
7	8 M. PEREZ	Kawasaki Ninja 400 193,5
8	54 F. FULIGNI	Yamaha YZF-R3 193,5
9	96 I. PRATNA	Yamaha YZF-R3 191,8
10	5 R. VOS	KTM RC 390 R 191,8
11	71 T. EDWARDS	Kawasaki Ninja 400 191,8
12	64 H. DE CANCELLIS	Yamaha YZF-R3 191,2
13	27 F. ROVELLI	Kawasaki Ninja 400 191,2
14	97 M. KAPPLER	KTM RC 390 R 191,2
15	33 D. VALLE	Yamaha YZF-R3 190,1
16	44 S. LOCHOFF	Yamaha YZF-R3 190,1
17	79 T. ALONSO	Yamaha YZF-R3 190,1
18	58 T. FINOCCHIARO	Honda CBR500R 189,5
19	28 D. KOOPMAN	Yamaha YZF-R3 189,1
20	30 D. BLIN	Yamaha YZF-R3 188,8
21	7 N. SETTIMO	Honda CBR500R 188,8
22	69 M. HERRERA	Yamaha YZF-R3 188,8
23	19 L. BERNARDI	Yamaha YZF-R3 188,2
24	99 P. GRASSIA	Yamaha YZF-R3 186,5
25	13 D. IOZZO	Honda CBR500R 186,2
26	37 R. KUCERA	Kawasaki Ninja 400 185,9
27	14 E. DE LA VEGA	Kawasaki Ninja 400 183,1
28	73 V. SCHWARZ	Yamaha YZF-R3 183,1
29	32 A. PELIKANOVA	Yamaha YZF-R3 177,9

SEG. 1			SEG. 2			SEG. 3			SEG. 4		
1	20 D. LOUREIRO	36.360	1	8 M. PEREZ	39.467	1	8 M. PEREZ	37.385	1	41 J. JÄHNIG	23.925
2	21 B. SANCHEZ	36.370	2	99 P. GRASSIA	39.624	2	41 J. JÄHNIG	37.414	2	8 M. PEREZ	24.051
3	8 M. PEREZ	36.648	3	20 D. LOUREIRO	39.625	3	99 P. GRASSIA	37.444	3	64 H. DE CANCELLIS	24.110
4	41 J. JÄHNIG	36.736	4	96 I. PRATNA	39.729	4	20 D. LOUREIRO	37.476	4	69 M. HERRERA	24.140
5	99 P. GRASSIA	36.770	5	14 E. DE LA VEGA	39.767	5	14 E. DE LA VEGA	37.502	5	33 D. VALLE	24.143
6	71 T. EDWARDS	36.833	6	64 H. DE CANCELLIS	39.834	6	12 A. RUSMIPUTRO	37.504	6	20 D. LOUREIRO	24.285
7	27 F. ROVELLI	36.864	7	33 D. VALLE	39.889	7	69 M. HERRERA	37.538	7	12 A. RUSMIPUTRO	24.306
8	12 A. RUSMIPUTRO	36.888	8	41 J. JÄHNIG	39.915	8	3 T. TOPARIS	37.598	8	27 F. ROVELLI	24.313
9	69 M. HERRERA	37.018	9	3 T. TOPARIS	39.938	9	21 B. SANCHEZ	37.625	9	71 T. EDWARDS	24.330
10	28 D. KOOPMAN	37.095	10	13 D. IOZZO	39.956	10	64 H. DE CANCELLIS	37.631	10	28 D. KOOPMAN	24.384
11	64 H. DE CANCELLIS	37.110	11	69 M. HERRERA	40.016	11	27 F. ROVELLI	37.640	11	21 B. SANCHEZ	24.418
12	33 D. VALLE	37.122	12	21 B. SANCHEZ	40.019	12	33 D. VALLE	37.652	12	96 I. PRATNA	24.448
13	96 I. PRATNA	37.133	13	28 D. KOOPMAN	40.047	13	96 I. PRATNA	37.712	13	99 P. GRASSIA	24.450
14	54 F. FULIGNI	37.196	14	19 L. BERNARDI	40.155	14	28 D. KOOPMAN	37.714	14	79 T. ALONSO	24.455
15	79 T. ALONSO	37.201	15	71 T. EDWARDS	40.161	15	71 T. EDWARDS	37.745	15	14 E. DE LA VEGA	24.462
16	5 R. VOS	37.235	16	12 A. RUSMIPUTRO	40.167	16	13 D. IOZZO	37.854	16	54 F. FULIGNI	24.466
17	19 L. BERNARDI	37.266	17	5 R. VOS	40.246	17	58 T. FINOCCHIARO	37.855	17	13 D. IOZZO	24.469
18	78 J. FORAY	37.328	18	54 F. FULIGNI	40.320	18	54 F. FULIGNI	37.874	18	97 M. KAPPLER	24.492
19	30 D. BLIN	37.342	19	30 D. BLIN	40.330	19	5 R. VOS	37.877	19	44 S. LOCHOFF	24.505
20	14 E. DE LA VEGA	37.398	20	7 N. SETTIMO	40.382	20	78 J. FORAY	37.882	20	7 N. SETTIMO	24.517
21	3 T. TOPARIS	37.424	21	27 F. ROVELLI	40.431	21	19 L. BERNARDI	37.963	21	78 J. FORAY	24.532
22	13 D. IOZZO	37.473	22	78 J. FORAY	40.567	22	44 S. LOCHOFF	38.008	22	3 T. TOPARIS	24.589
23	44 S. LOCHOFF	37.518	23	79 T. ALONSO	40.569	23	30 D. BLIN	38.035	23	5 R. VOS	24.598
24	97 M. KAPPLER	37.525	24	97 M. KAPPLER	40.620	24	79 T. ALONSO	38.098	24	19 L. BERNARDI	24.608
25	7 N. SETTIMO	37.579	25	58 T. FINOCCHIARO	40.978	25	97 M. KAPPLER	38.246	25	30 D. BLIN	24.627
26	58 T. FINOCCHIARO	37.926	26	44 S. LOCHOFF	41.051	26	7 N. SETTIMO	38.315	26	58 T. FINOCCHIARO	24.694
27	73 V. SCHWARZ	38.302	27	73 V. SCHWARZ	41.312	27	73 V. SCHWARZ	38.327	27	73 V. SCHWARZ	24.935
28	37 R. KUCERA	38.535	28	37 R. KUCERA	41.327	28	37 R. KUCERA	39.207	28	37 R. KUCERA	25.375
29	32 A. PELIKANOVA	39.187	29	32 A. PELIKANOVA	41.870	29	32 A. PELIKANOVA	39.618	29	32 A. PELIKANOVA	25.695

09/06/2018

These data/results cannot be reproduced, stored and/or transmitted in whole or in part by any manner of electronic, mechanical, photocopying, recording, broadcasting or otherwise now known or herein after developed without the previous express consent by the copyright owner, except for reproduction in daily press and regular printed publications on sale to the public within 60 days of the event related to those data/results and always provided that copyright symbol appears together as follows below.

© DORNA WSBK ORGANIZATION Srl 2018



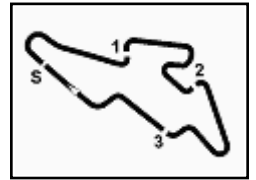
Official Fuel Supplier



Official Tyre Supplier



Official Timekeeper



Automotodrom Brno 5.403 m

ACERBIS Czech Round, 8 - 10 June 2018

World Supersport 300 - Ideal Times Superpole 1

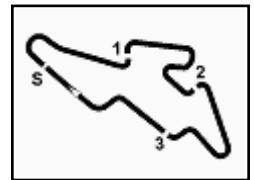
No.	Rider	Nat	Bike	Seg. 1	Seg. 2	Seg. 3	Seg. 4	Ideal Time		
				Diff. 1	Diff. 2	Diff. 3	Diff. 4	Best Lap	Pos.	Diff.
1	8 M. PEREZ	ESP	Kawasaki Ninja 400	36.648 0.625	39.467 0.672	37.385	24.051 0.063	2'17.551 2'18.911	4	1.360
2	20 D. LOUREIRO	RSA	Kawasaki Ninja 400	36.360 0.120	39.625 0.200	37.476 0.229	24.285	2'17.746 2'18.295	1	0.549
3	41 J. JÄHNIG	GER	KTM RC 390 R	36.736	39.915 0.291	37.414 0.367	23.925	2'17.990 2'18.648	2	0.658
4	99 P. GRASSIA	ITA	Yamaha YZF-R3	36.770	39.624 0.656	37.444	24.450 0.034	2'18.288 2'18.978	6	0.690
5	21 B. SANCHEZ	ESP	Kawasaki Ninja 400	36.370 0.523	40.019	37.625	24.418 0.017	2'18.432 2'18.972	5	0.540
6	64 H. DE CANCELLIS	FRA	Yamaha YZF-R3	37.110 0.142	39.834 0.320	37.631 0.189	24.110	2'18.685 2'19.336	12	0.651
7	69 M. HERRERA	ESP	Yamaha YZF-R3	37.018 0.148	40.016 0.072	37.538 0.075	24.140	2'18.712 2'19.007	7	0.295
8	33 D. VALLE	ESP	Yamaha YZF-R3	37.122	39.889	37.652	24.143	2'18.806 2'18.806	3	
9	12 A. RUSMIPUTRO	INA	Yamaha YZF-R3	36.888	40.167	37.504 0.002	24.306 0.200	2'18.865 2'19.067	8	0.202
10	96 I. PRATNA	INA	Yamaha YZF-R3	37.133 0.238	39.729	37.712 0.016	24.448	2'19.022 2'19.276	10	0.254
11	71 T. EDWARDS	AUS	Kawasaki Ninja 400	36.833	40.161	37.745	24.330 0.214	2'19.069 2'19.283	11	0.214
12	14 E. DE LA VEGA	FRA	Kawasaki Ninja 400	37.398 0.136	39.767	37.502	24.462	2'19.129 2'19.265	9	0.136
13	28 D. KOOPMAN	NED	Yamaha YZF-R3	37.095 0.091	40.047	37.714	24.384 0.272	2'19.240 2'19.603	13	0.363
14	27 F. ROVELLI	ITA	Kawasaki Ninja 400	36.864 0.573	40.431	37.640	24.313	2'19.248 2'19.821	14	0.573
15	3 T. TOPARIS	AUS	Kawasaki Ninja 400	37.424	39.938 0.117	37.598 0.380	24.589	2'19.549 2'20.046	15	0.497
16	13 D. IOZZO	RSA	Honda CBR500R	37.473 0.025	39.956 0.559	37.854 0.679	24.469	2'19.752 2'21.015	23	1.263
17	54 F. FULIGNI	ITA	Yamaha YZF-R3	37.196	40.320 0.212	37.874	24.466	2'19.856 2'20.068	16	0.212
18	5 R. VOS	NED	KTM RC 390 R	37.235	40.246 0.403	37.877	24.598	2'19.956 2'20.359	18	0.403
19	19 L. BERNARDI	ITA	Yamaha YZF-R3	37.266	40.155 0.208	37.963	24.608	2'19.992 2'20.200	17	0.208
20	78 J. FORAY	FRA	Kawasaki Ninja 400	37.328 0.098	40.567 0.243	37.882	24.532	2'20.309 2'20.650	20	0.341
21	79 T. ALONSO	POR	Yamaha YZF-R3	37.201 0.136	40.569 0.274	38.098 0.042	24.455	2'20.323 2'20.775	21	0.452
22	30 D. BLIN	POL	Yamaha YZF-R3	37.342	40.330	38.035 0.031	24.627 0.246	2'20.334 2'20.611	19	0.277
23	7 N. SETTIMO	ITA	Honda CBR500R	37.579	40.382	38.315	24.517	2'20.793 2'20.793	22	
24	97 M. KAPPLER	GER	KTM RC 390 R	37.525 0.359	40.620	38.246	24.492 0.190	2'20.883 2'21.432	24	0.549
25	44 S. LOCHOFF	RSA	Yamaha YZF-R3	37.518 0.310	41.051 0.448	38.008	24.505 0.122	2'21.082 2'21.962	25	0.880
26	58 T. FINOCCHIARO	GBR	Honda CBR500R	37.926 0.167	40.978 0.489	37.855	24.694	2'21.453 2'22.109	26	0.656
27	73 V. SCHWARZ	CZE	Yamaha YZF-R3	38.302 0.841	41.312 0.337	38.327 0.843	24.935 0.815	2'22.876 2'25.712	28	2.836
28	37 R. KUCERA	SVK	Kawasaki Ninja 400	38.535 0.480	41.327 0.376	39.207	25.375 0.137	2'24.444 2'25.437	27	0.993
29	32 A. PELIKANOVA	CZE	Yamaha YZF-R3	39.187 0.050	41.870 0.413	39.618	25.695 0.052	2'26.370 2'26.885	29	0.515
Overall Ideal Time				36.360	39.467	37.385	23.925	2'17.137		

09/06/2018

These data/results cannot be reproduced, stored and/or transmitted in whole or in part by any manner of electronic, mechanical, photocopying, recording, broadcasting or otherwise now known or herein after developed without the previous express consent by the copyright owner, except for reproduction in daily press and regular printed publications on sale to the public within 60 days of the event related to those data/results and always provided that copyright symbol appears together as follows below.

© DORNA WSBK ORGANIZATION Srl 2018





ACERBIS Czech Round, 8 - 10 June 2018

World Supersport 300 - Chronological Analysis Superpole 1

Automotodrom Brno 5.403 m

1 / 3

1° 20 D. LOUREIRO (2'18.295)							
Lap	Seg.1	Seg.2	Seg.3	Seg.4	Lap Time	km/h	Local Time
1		41.877	38.937	31.267			11:32'39.492
2	2'58.574	39.957	37.769	24.457	4'40.757P		11:37'20.249
3	36.571	39.625	37.476	24.775	2'18.447	190,5	11:39'38.696
4	37.044	40.630	38.058	24.393	2'20.125	189,1	11:41'58.821
5	36.480	39.825	37.705	24.285	2'18.295	196,4	11:44'17.116
6	36.360	40.628	37.830	36.442	2'31.260CP	192,5	11:46'48.376

2° 41 J. JÄHNIG (2'18.648)							
Lap	Seg.1	Seg.2	Seg.3	Seg.4	Lap Time	km/h	Local Time
1		41.962	38.564	24.795			11:32'32.048
2	37.223	40.392	37.835	24.258	2'19.708	194,2	11:34'51.756
3	37.026	40.634	37.460	24.010	2'19.130	191,8	11:37'10.886
4	36.736	40.206	37.781	23.925	2'18.648	194,2	11:39'29.534
5	38.701	44.075	37.918	24.328	2'25.022	189,8	11:41'54.556
6	37.240	40.247	37.414	24.082	2'18.983	193,5	11:44'13.539
7	36.926	39.915	37.461	24.010	2'18.312C	191,5	11:46'31.851

3° 33 D. VALLE (2'18.806)							
Lap	Seg.1	Seg.2	Seg.3	Seg.4	Lap Time	km/h	Local Time
1		41.853	38.750	24.682			11:32'32.951
2	37.601	40.236	38.088	24.621	2'20.546	187,5	11:34'53.497
3	37.632	43.723	38.585	24.483	2'24.423	184,9	11:37'17.920
4	37.122	39.889	37.652	24.143	2'18.806	186,9	11:39'36.726
5	37.582	40.266	38.582	24.946	2'21.376	190,1	11:41'58.102
6	37.645	40.385	39.548	28.901	2'26.479	183,4	11:44'24.581
7	37.162	40.270	38.089	41.011	2'36.532CP	183,7	11:47'01.113

4° 8 M. PEREZ (2'18.911)							
Lap	Seg.1	Seg.2	Seg.3	Seg.4	Lap Time	km/h	Local Time
1		41.822	38.770	24.580			11:32'31.732
2	37.273	40.139	37.385	24.114	2'18.911	187,2	11:34'50.643
3	36.748	40.225	38.222	24.051	2'19.246	193,5	11:37'09.889
4	36.900	39.985	37.980	24.603	2'19.468	191,5	11:39'29.357
5	41.372	45.221	38.195	24.280	2'29.068	182,1	11:41'58.425
6	37.152	40.213	38.614	24.441	2'20.420	192,5	11:44'18.845

5° 21 B. SANCHEZ (2'18.972)							
Lap	Seg.1	Seg.2	Seg.3	Seg.4	Lap Time	km/h	Local Time
1		41.664	38.107	24.578			11:32'27.788
2	37.189	40.411	37.893	24.439	2'19.932	187,2	11:34'47.720
3	40.128	40.958	37.965	24.579	2'23.630	187,2	11:37'11.350
4	36.802	40.709	37.795	24.418	2'19.724	193,2	11:39'31.074
5	36.893	40.019	37.625	24.435	2'18.972	194,2	11:41'50.046
6	40.445	42.611	39.657	24.627	2'27.340	182,7	11:44'17.386
7	36.370	40.535	37.867	24.612	2'19.384C	192,5	11:46'36.770

6° 99 P. GRASSIA (2'18.978)							
Lap	Seg.1	Seg.2	Seg.3	Seg.4	Lap Time	km/h	Local Time
1		41.269	38.850	25.242			11:32'36.488
2	37.326	40.430	37.811	24.668	2'20.235	184,9	11:34'56.723
3	37.094	40.437	37.507	24.450	2'19.488	185,6	11:37'16.211
4	39.319	41.346	37.560	24.603	2'22.828	186,2	11:39'39.039
5	37.151	40.166	38.348	24.551	2'20.216	184,0	11:41'59.255
6	36.770	40.280	37.444	24.484	2'18.978	186,5	11:44'18.233

7° 69 M. HERRERA (2'19.007)							
Lap	Seg.1	Seg.2	Seg.3	Seg.4	Lap Time	km/h	Local Time
1		41.958	38.582	24.966			11:32'35.986
2	37.545	40.363	37.857	24.650	2'20.415	183,1	11:34'56.401
3	37.467	40.016	37.538	24.472	2'19.493	182,7	11:37'15.894
4	37.166	40.088	37.613	24.140	2'19.007	184,6	11:39'34.901

5	37.223	40.311	38.066	24.543	2'20.143	184,3	11:41'55.044
6	37.546	41.307	44.490	26.055	2'29.398	188,8	11:44'24.442
7	37.018	40.191	37.528	42.851	2'37.588CP	182,7	11:47'02.030

8° 12 A. RUSMIPUTRO (2'19.067)							
Lap	Seg.1	Seg.2	Seg.3	Seg.4	Lap Time	km/h	Local Time
1		42.798	38.446	25.132			11:32'34.277
2	37.344	40.279	37.612	24.252	2'19.487C	186,5	11:34'53.764
3	36.888	40.167	37.506	24.506	2'19.067	190,5	11:37'12.831
4	37.044	40.422	37.504	24.306	2'19.276	188,5	11:39'32.107
5	37.289	41.330	40.599	24.381	2'23.599	195,7	11:41'55.706
6	37.003	40.570	37.778	24.355	2'19.706C	189,8	11:44'15.412
7	37.110	40.397	38.292	46.654	2'42.453CP	189,1	11:46'57.865

9° 14 E. DE LA VEGA (2'19.265)							
Lap	Seg.1	Seg.2	Seg.3	Seg.4	Lap Time	km/h	Local Time
1		40.514	38.031	24.602			11:32'23.696
2	37.398	39.874	1'23.008	33.844	3'14.124P	183,1	11:35'37.820
3	5'45.466	40.131	37.775	24.657	7'28.029P		11:43'05.849
4	37.534	39.767	37.502	24.462	2'19.265	181,8	11:45'25.114

10° 96 I. PRATNA (2'19.276)							
Lap	Seg.1	Seg.2	Seg.3	Seg.4	Lap Time	km/h	Local Time
1		42.675	38.102	25.782			11:32'34.654
2	37.452	40.539	37.878	24.726	2'20.595	183,4	11:34'55.249
3	37.371	39.729	37.728	24.448	2'19.276	182,7	11:37'14.525
4	37.770	40.211	37.712	24.652	2'20.345	191,8	11:39'34.870
5	37.639	40.078	38.043	24.490	2'20.250	182,4	11:41'55.120
6	37.133	40.454	38.295	24.508	2'20.390C	191,2	11:44'15.510
7	37.479	40.716	37.834	29.550	2'25.579C	188,8	11:46'41.089

11° 71 T. EDWARDS (2'19.283)							
Lap	Seg.1	Seg.2	Seg.3	Seg.4	Lap Time	km/h	Local Time
1		41.102	38.123	24.637			11:32'24.103
2	37.283	40.261	38.368	25.046	2'20.958	187,2	11:34'45.061
3	41.817	43.562	42.339	24.589	2'32.307	184,3	11:37'17.368
4	36.833	40.161	37.745	24.544	2'19.283	189,8	11:39'36.651
5	37.180	40.553	37.791	24.330	2'19.854	191,8	11:41'56.505
6	39.095	41.351	38.468	28.167	2'27.081	191,5	11:44'23.586
7	37.022	40.531	37.962	50.560	2'46.075CP	189,5	11:47'09.661

12° 64 H. DE CANCELLIS (2'19.336)							
Lap	Seg.1	Seg.2	Seg.3	Seg.4	Lap Time	km/h	Local Time
1		41.093	38.719	24.851			11:32'26.240
2	37.751	40.295	38.422	24.994	2'21.462	180,0	11:34'47.702
3	39.473	42.001	38.281	24.567	2'24.322	183,4	11:37'12.024
4	37.252	40.154	37.820	24.110	2'19.336	187,8	11:39'31.360
5	37.110	40.844	37.631	24.443	2'20.028	191,2	11:41'51.388
6	37.534	40.081	37.936	24.641	2'20.192	180,9	11:44'11.580
7	37.583	39.834	37.695	24.460	2'19.572C	182,1	11:46'31.152

13° 28 D. KOOPMAN (2'19.603)							
Lap	Seg.1	Seg.2	Seg.3	Seg.4	Lap Time	km/h	Local Time
1		42.190	38.525	24.726			11:32'33.276
2	37.095	40.609	37.987	24.715	2'20.406	187,5	11:34'53.682
3	37.162	40.711	37.947	24.384	2'20.204	189,1	11:37'13.886
4	37.186	40.047	37.714	24.656	2'19.603	186,5	11:39'33.489
5	37.324	40.677	38.291	24.811	2'21.103	182,7	11:41'54.592
6	37.676	42.427	38.560	24.641	2'23.304	185,9	11:44'17.896
7	37.310	40.172	40.672	44.269	2'42.423CP	185,2	11:47'00.319

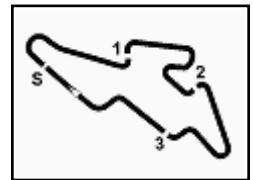
14° 27 F. ROVELLI (2'19.821)							
Lap	Seg.1	Seg.2	Seg.3	Seg.4	Lap Time	km/h	Local Time
1		41.970	38.486	25.007			11:32'28.044

09/06/2018 P = Pits In/Out - C = Lap Time Cancelled

These data/results cannot be reproduced, stored and/or transmitted in whole or in part by any manner of electronic, mechanical, photocopying, recording, broadcasting or otherwise now known or herein after developed without the previous express consent by the copyright owner, except for reproduction in daily press and regular printed publications on sale to the public within 60 days of the event related to those data/results and always provided that copyright symbol appears together as follows below.

© DORNA WSBK ORGANIZATION Srl 2018





ACERBIS Czech Round, 8 - 10 June 2018

World Supersport 300 - Chronological Analysis Superpole 1

Automotodrom Brno 5.403 m

2 / 3

2	37.624	41.428	37.833	24.560	2'21.445	191,2	11:34'49.489	6	37.975	40.591	38.204	24.906	2'21.676	185,2	11:44'14.833
3	37.303	40.626	38.542	24.336	2'20.807	187,8	11:37'10.296	7	37.832	40.567	38.265	46.372	2'43.036CP	187,2	11:46'57.869
4	37.437	40.431	37.640	24.313	2'19.821	188,2	11:39'30.117	21° 79 T. ALONSO (2'20.775)							
5	37.938	49.287	40.291	24.945	2'32.461	188,8	11:42'02.578	Lap	Seg.1	Seg.2	Seg.3	Seg.4	Lap Time	km/h	Local Time
6	37.843	40.545	38.278	24.483	2'21.149	184,6	11:44'23.727	1		42.483	38.608	24.852			11:32'29.377
7	36.864	40.910	37.953	42.172	2'37.899CP	190,8	11:47'01.626	2	37.737	40.569	38.098	24.544	2'20.948	189,5	11:34'50.325
15° 3 T. TOPARIS (2'20.046)								3	37.346	41.314	38.640	24.811	2'22.111	189,5	11:37'12.436
Lap	Seg.1	Seg.2	Seg.3	Seg.4	Lap Time	km/h	Local Time	4	37.201	41.022	38.304	24.765	2'21.292	188,5	11:39'33.728
1		41.485	38.280	24.766			11:32'26.782	5	37.337	40.843	38.140	24.455	2'20.775	190,1	11:41'54.503
2	37.970	40.832	38.105	24.611	2'21.518	186,2	11:34'48.300	6	37.655	41.190	38.636	24.658	2'22.139	186,9	11:44'16.642
3	37.657	40.272	38.265	24.738	2'20.932	195,7	11:37'09.232	7	37.422	40.617	42.513	43.913	2'44.465CP	188,2	11:47'01.107
4	37.775	40.214	37.988	24.838	2'20.815	186,2	11:39'30.047	22° 7 N. SETTIMO (2'20.793)							
5	37.424	40.055	37.978	24.589	2'20.046	186,2	11:41'50.093	Lap	Seg.1	Seg.2	Seg.3	Seg.4	Lap Time	km/h	Local Time
6	38.211	40.173	37.865	24.813	2'21.062	180,6	11:44'11.155	1		42.798	39.910	25.332			11:32'32.028
7	37.503	39.938	37.598	24.602	2'19.641C	181,2	11:46'30.796	2	37.821	40.684	38.785	24.872	2'22.162	184,6	11:34'54.190
16° 54 F. FULIGNI (2'20.068)								3	37.579	40.382	38.315	24.517	2'20.793	188,8	11:37'14.983
Lap	Seg.1	Seg.2	Seg.3	Seg.4	Lap Time	km/h	Local Time	4	37.620	41.331	38.520	24.852	2'22.323	184,6	11:39'37.306
1		42.128	38.665	24.794			11:32'33.185	5	37.821	40.965	38.782	25.021	2'22.589	184,6	11:41'59.895
2	37.496	40.449	37.975	24.677	2'20.597	184,9	11:34'53.782	6	37.799	41.335	38.917	25.496	2'23.547	185,6	11:44'23.442
3	37.373	40.546	38.518	24.558	2'20.995	187,2	11:37'14.777	7	37.984	41.266	38.760	45.567	2'43.577CP	181,2	11:47'07.019
4	37.279	40.320	38.174	24.606	2'20.379	186,2	11:39'35.156	23° 13 D. IOZZO (2'21.015)							
5	37.196	40.532	37.874	24.466	2'20.068	187,5	11:41'55.224	Lap	Seg.1	Seg.2	Seg.3	Seg.4	Lap Time	km/h	Local Time
6	37.203	41.087	38.109	24.715	2'21.114	193,5	11:44'16.338	1		42.461	39.211	32.238			11:32'50.350
7	37.630	40.530	38.019	39.298	2'35.477CP	184,6	11:46'51.815	2	2'26.992	44.522	41.206	25.499	4'18.219P		11:37'08.569
17° 19 L. BERNARDI (2'20.200)								3	38.698	40.695	38.232	24.618	2'22.243	177,0	11:39'30.812
Lap	Seg.1	Seg.2	Seg.3	Seg.4	Lap Time	km/h	Local Time	4	37.498	40.515	38.533	24.469	2'21.015	186,2	11:41'51.827
1		41.194	38.596	24.874			11:32'26.752	5	37.797	40.198	38.510	24.836	2'21.341	180,9	11:44'13.168
2	37.587	40.382	38.239	25.037	2'21.245	186,2	11:34'47.997	6	37.473	39.956	37.854	24.698	2'19.981C	178,5	11:46'33.149
3	39.313	40.758	38.131	24.736	2'22.938	185,6	11:37'10.935	24° 97 M. KAPPLER (2'21.432)							
4	37.266	40.363	37.963	24.608	2'20.200	188,2	11:39'31.135	Lap	Seg.1	Seg.2	Seg.3	Seg.4	Lap Time	km/h	Local Time
5	37.318	40.597	38.088	24.656	2'20.659	188,2	11:41'51.794	1		40.956	39.149	25.122			11:32'26.342
6	37.695	40.155	38.193	27.205	2'23.248	180,9	11:44'15.042	2	37.900	40.957	38.331	24.492	2'21.680	185,6	11:34'48.022
7	37.296	41.041	38.103	43.201	2'39.641CP	186,2	11:46'54.683	3	38.046	40.908	38.772	24.508	2'22.234	191,2	11:37'10.256
18° 5 R. VOS (2'20.359)								4	37.636	40.795	38.452	24.635	2'21.518	188,2	11:39'31.774
Lap	Seg.1	Seg.2	Seg.3	Seg.4	Lap Time	km/h	Local Time	5	37.733	41.553	38.316	24.718	2'22.320	189,1	11:41'54.094
1		41.042	38.679	25.311			11:32'26.291	6	37.884	40.620	38.246	24.682	2'21.432	184,6	11:44'15.526
2	37.848	40.610	38.710	24.712	2'21.880	183,4	11:34'48.171	7	37.525	40.884	38.520	40.642	2'37.571CP	188,2	11:46'53.097
3	37.601	40.880	38.258	24.644	2'21.383C	191,5	11:37'09.554	25° 44 S. LOCHOFF (2'21.962)							
4	37.627	40.246	38.057	24.776	2'20.706	188,5	11:39'30.260	Lap	Seg.1	Seg.2	Seg.3	Seg.4	Lap Time	km/h	Local Time
5	37.235	40.649	37.877	24.598	2'20.359	191,8	11:41'50.619	1		42.500	38.721	24.985			11:32'29.103
6	37.567	40.989	37.932	24.619	2'21.107	186,9	11:44'11.726	2	38.187	41.518	38.401	24.942	2'23.048	185,2	11:34'52.151
7	37.572	40.276	38.011	24.511	2'20.370C	184,6	11:46'32.096	3	37.814	41.377	38.582	24.505	2'22.278	187,8	11:37'14.429
19° 30 D. BLIN (2'20.611)								4	37.828	41.499	38.008	24.627	2'21.962	188,5	11:39'36.391
Lap	Seg.1	Seg.2	Seg.3	Seg.4	Lap Time	km/h	Local Time	5	38.075	41.051	38.452	24.809	2'22.387	185,2	11:41'58.778
1		41.364	38.689	24.862			11:32'26.677	6	37.518	41.365	38.215	25.865	2'22.963	190,1	11:44'21.741
2	37.802	41.060	38.408	24.627	2'21.897	184,6	11:34'48.574	7	38.457	41.253	38.550	45.409	2'43.669CP	180,0	11:47'05.410
3	37.883	40.723	38.366	25.182	2'22.154	188,8	11:37'10.728	26° 58 T. FINOCCHIARO (2'22.109)							
4	37.342	40.330	38.066	24.873	2'20.611	185,6	11:39'31.339	Lap	Seg.1	Seg.2	Seg.3	Seg.4	Lap Time	km/h	Local Time
5	37.524	40.707	38.035	24.770	2'21.036	188,5	11:41'52.375	1		41.653	38.902	25.306			11:32'27.754
6	37.811	40.591	38.595	25.278	2'22.275	182,1	11:44'14.650	2	38.093	41.467	37.855	24.694	2'22.109	186,2	11:34'49.863
7	38.168	40.759	38.150	41.850	2'38.927CP	177,3	11:46'53.577	3	37.930	42.190	38.711	25.097	2'23.928	189,5	11:37'13.791
20° 78 J. FORAY (2'20.650)								4	38.057	41.251	38.372	25.173	2'22.853	183,7	11:39'36.644
Lap	Seg.1	Seg.2	Seg.3	Seg.4	Lap Time	km/h	Local Time	5	38.071	40.978	38.871	25.057	2'22.977	186,5	11:41'59.621
1		41.846	38.600	24.930			11:32'27.689	6	37.926	41.057	38.565	25.489	2'23.037	185,9	11:44'22.658
2	37.836	41.147	38.047	24.981	2'22.011	189,8	11:34'49.700	7	38.475	41.093	38.389	41.526	2'39.483CP	179,7	11:47'02.141
3	37.447	41.153	38.213	24.831	2'21.644	192,2	11:37'11.344	27° 37 R. KUCERA (2'25.437)							
4	37.426	40.810	37.882	24.532	2'20.650	190,8	11:39'31.994	Lap	Seg.1	Seg.2	Seg.3	Seg.4	Lap Time	km/h	Local Time
5	37.328	40.870	38.148	24.817	2'21.163	194,9	11:41'53.157	1							

09/06/2018 P = Pits In/Out - C = Lap Time Cancelled

These data/results cannot be reproduced, stored and/or transmitted in whole or in part by any manner of electronic, mechanical, photocopying, recording, broadcasting or otherwise now known or herein after developed without the previous express consent by the copyright owner, except for reproduction in daily press and regular printed publications on sale to the public within 60 days of the event related to those data/results and always provided that copyright symbol appears together as follows below.

© DORNA WSBK ORGANIZATION Srl 2018



Official Fuel Supplier

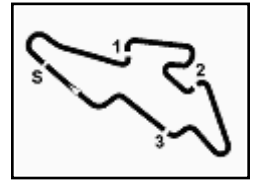


FKR PERUGIA TIMING

Official Tyre Supplier



Official Timekeeper



ACERBIS Czech Round, 8 - 10 June 2018

World Supersport 300 - Chronological Analysis Superpole 1

1		42.806	39.939	25.375			11:32'32.555
2	38.535	47.155	41.770	25.519	2'32.979	185,9	11:35'05.534
3	39.017	41.327	39.547	25.706	2'25.597	183,4	11:37'31.131
4	38.861	41.854	39.999	34.266	2'34.980P	178,5	11:40'06.111
5	59.520	42.900	40.074	25.617	2'48.111P		11:42'54.222
6	39.015	41.703	39.207	25.512	2'25.437	176,2	11:45'19.659

28°		73 V. SCHWARZ (2'25.712)					
Lap	Seg.1	Seg.2	Seg.3	Seg.4	Lap Time	km/h	Local Time
1		42.461	39.623	25.861			11:33'37.364
2	39.143	41.649	39.170	25.750	2'25.712	172,5	11:36'03.076
3	39.109	42.128	39.974	32.905	2'34.116P	173,4	11:38'37.192
4	1'32.729	41.312	38.327	24.935	3'17.303P		11:41'54.495

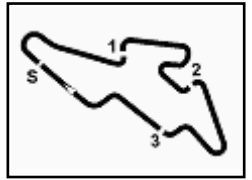
29°		32 A. PELIKANOVA (2'26.885)					
Lap	Seg.1	Seg.2	Seg.3	Seg.4	Lap Time	km/h	Local Time
1		44.730	40.599	26.232			11:32'37.221
2	39.383	42.588	40.038	25.880	2'27.889	177,9	11:35'05.110
3	39.693	41.870	39.789	25.831	2'27.183	173,6	11:37'32.293
4	39.237	42.283	39.618	25.747	2'26.885	175,6	11:39'59.178
5	39.599	42.055	39.626	25.695	2'26.975	174,5	11:42'26.153
6	39.357	42.294	39.746	25.781	2'27.178	173,9	11:44'53.331
7	39.187	42.374	55.523	51.390	3'08.474CP	171,4	11:48'01.805

09/06/2018 P = Pits In/Out - C = Lap Time Cancelled

These data/results cannot be reproduced, stored and/or transmitted in whole or in part by any manner of electronic, mechanical, photocopying, recording, broadcasting or otherwise now known or herein after developed without the previous express consent by the copyright owner, except for reproduction in daily press and regular printed publications on sale to the public within 60 days of the event related to those data/results and always provided that copyright symbol appears together as follows below.

© DORNA WSBK ORGANIZATION Srl 2018

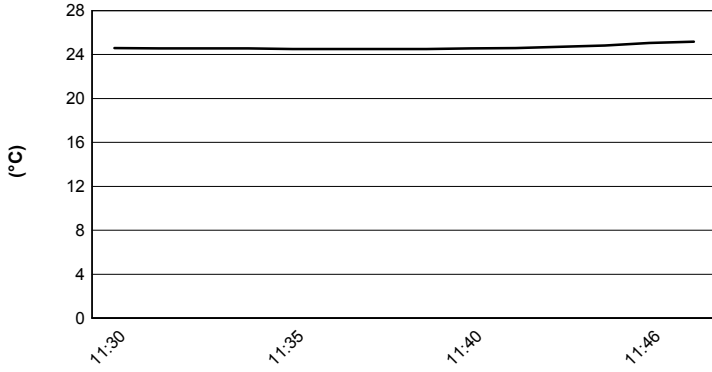




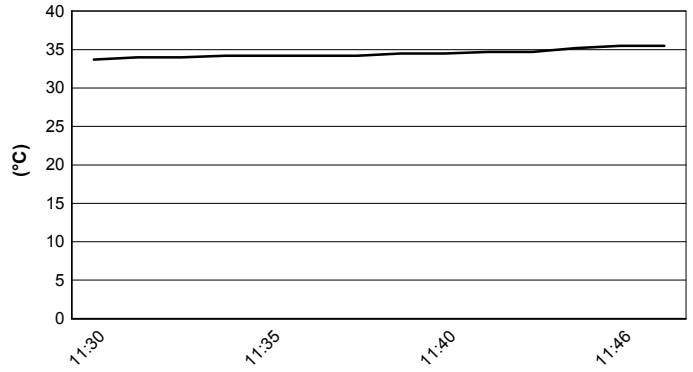
Automotodrom Brno 5.403 m

ACERBIS Czech Round, 8 - 10 June 2018
World Supersport 300 - Weather Report Superpole 1
 Session started 11:30 - Session ended 11:48

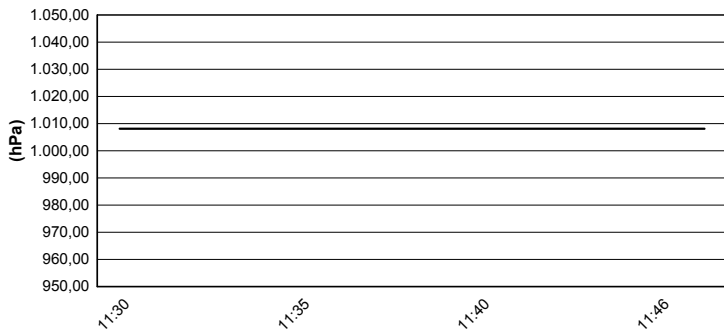
Air Temperature




Track Temperature



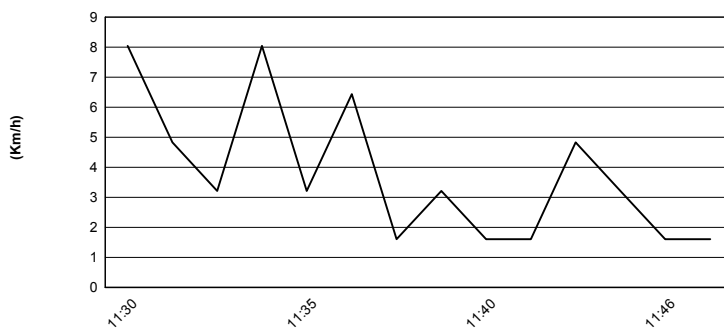
Air Pressure



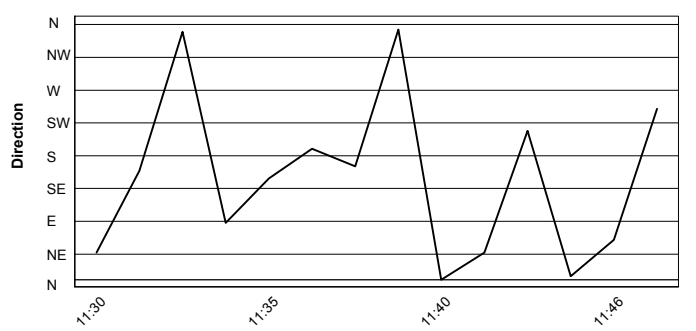
Humidity



Wind Speed



Wind Direction



09/06/2018

These data/results cannot be reproduced, stored and/or transmitted in whole or in part by any manner of electronic, mechanical, photocopying, recording, broadcasting or otherwise now known or herein after developed without the previous express consent by the copyright owner, except for reproduction in daily press and regular printed publications on sale to the public within 60 days of the event related to those data/results and always provided that copyright symbol appears together as follows below.

© DORNA WSBK ORGANIZATION Srl 2018



Official Fuel Supplier



FICR PERUGIA TIMING

Official Tyre Supplier



Official Timekeeper