

ACERBIS Czech Round, 8 - 10 June 2018

World Supersport 300 - Results Warm Up

Automotodrom Brno 5.403 m
1 / 2

No.	Rider	Nat	Team	Bike	Time	Gap	Rel.	Laps	Speed	
									Avg	Max
1	55 G. HENDRA PRATAMA	INA	BIBLION YAMAHA MOTOXRACING	Yamaha YZF-R3	2'17.329			4	141,637	184,9
2	95 S. DEROUÉ	NED	Motoport Kawasaki	Kawasaki Ninja 400	2'17.647	0.318	0.318	4	141,309	195,3
3	69 M. HERRERA	ESP	BCD Yamaha MS Racing	Yamaha YZF-R3	2'17.713	0.384	0.066	4	141,242	190,1
4	22 N. KALININ	UKR	GP Project Team	Kawasaki Ninja 400	2'17.807	0.478	0.094	4	141,145	196,0
5	81 M. GONZALEZ	ESP	Pertamina Almeria BCD Junior Team by MS	Yamaha YZF-R3	2'17.832	0.503	0.025	4	141,120	193,5
6	20 D. LOUREIRO	RSA	DS Junior Team	Kawasaki Ninja 400	2'17.991	0.662	0.159	4	140,957	193,9
7	33 D. VALLE	ESP	BCD Yamaha MS Racing	Yamaha YZF-R3	2'18.358	1.029	0.367	4	140,583	188,5
8	2 A. CARRASCO	ESP	DS Junior Team	Kawasaki Ninja 400	2'18.605	1.276	0.247	4	140,333	191,5
9	21 B. SANCHEZ	ESP	ETG Racing	Kawasaki Ninja 400	2'18.658	1.329	0.053	4	140,279	192,9
10	71 T. EDWARDS	AUS	Nutec - Benjan - Kawasaki	Kawasaki Ninja 400	2'18.699	1.370	0.041	4	140,237	195,3
11	12 A. RUSMIPUTRO	INA	Pertamina Almeria BCD by MS Racing	Yamaha YZF-R3	2'19.066	1.737	0.367	4	139,867	193,5
12	64 H. DE CANCELLIS	FRA	Team Toth - Yart	Yamaha YZF-R3	2'19.180	1.851	0.114	4	139,753	190,1
13	41 J. JÄHNIG	GER	Freudenberg KTM Junior Team	KTM RC 390 R	2'19.288	1.959	0.108	4	139,644	192,2
14	93 W. KHAN	NED	Nutec - Benjan - Kawasaki	Kawasaki Ninja 400	2'19.311	1.982	0.023	4	139,621	192,5
15	97 M. KAPPLER	GER	Freudenberg KTM WorldSSP Team	KTM RC 390 R	2'19.364	2.035	0.053	4	139,568	193,2
16	19 L. BERNARDI	ITA	Team Trasimeno	Yamaha YZF-R3	2'19.411	2.082	0.047	4	139,521	187,2
17	14 E. DE LA VEGA	FRA	GP Project Team	Kawasaki Ninja 400	2'19.458	2.129	0.047	4	139,474	191,2
18	17 K. MEUFFELS	NED	KTM Fortron Junior Team	KTM RC 390 R	2'19.472	2.143	0.014	4	139,460	195,7
19	25 A. VERDOÍA	FRA	Samurai-YART Racing	Yamaha YZF-R3	2'19.504	2.175	0.032	4	139,428	187,2
20	13 D. IOZZO	RSA	Racedays	Honda CBR500R	2'19.736	2.407	0.232	4	139,197	190,1
21	96 I. PRATNA	INA	TERRA E MOTO	Yamaha YZF-R3	2'19.762	2.433	0.026	4	139,171	189,5
22	3 T. TOPARIS	AUS	Motoport Kawasaki	Kawasaki Ninja 400	2'19.862	2.533	0.100	4	139,071	191,8
23	54 F. FULIGNI	ITA	GRT Yamaha WorldSSP300 Team	Yamaha YZF-R3	2'19.952	2.623	0.090	4	138,982	191,2
24	43 L. GRUNWALD	GER	Freudenberg KTM WorldSSP Team	KTM RC 390 R	2'20.053	2.724	0.101	4	138,882	189,1
25	15 G. VAN STRAALLEN	NED	KTM Fortron Racing Team	KTM RC 390 R	2'20.239	2.910	0.186	4	138,698	192,5
26	28 D. KOOPMAN	NED	GRT Yamaha WorldSSP300 Team	Yamaha YZF-R3	2'20.603	3.274	0.364	4	138,338	187,8
27	27 F. ROVELLI	ITA	Kawasaki ParkinGO Team	Kawasaki Ninja 400	2'20.629	3.300	0.026	4	138,313	191,2
28	79 T. ALONSO	POR	Samurai-YART Racing	Yamaha YZF-R3	2'21.463	4.134	0.834	4	137,497	188,8
29	78 J. FORAY	FRA	ETG Racing	Kawasaki Ninja 400	2'21.641	4.312	0.178	4	137,325	191,5
30	30 D. BLIN	POL	Team Toth - Yart	Yamaha YZF-R3	2'21.744	4.415	0.103	4	137,225	188,2
31	99 P. GRASSIA	ITA	BIBLION YAMAHA MOTOXRACING	Yamaha YZF-R3	2'21.899	4.570	0.155	3	137,075	176,5
32	5 R. VOS	NED	KTM Fortron Racing Team	KTM RC 390 R	2'22.010	4.681	0.111	4	136,968	191,2
33	44 S. LOCHOFF	RSA	Samurai-YART Racing	Yamaha YZF-R3	2'22.298	4.969	0.288	4	136,691	189,8
34	7 N. SETTIMO	ITA	Scuderia Maranga Racing	Honda CBR500R	2'22.442	5.113	0.144	4	136,552	182,1
35	58 T. FINOCCHIARO	GBR	Scuderia Maranga Racing	Honda CBR500R	2'22.556	5.227	0.114	4	136,443	183,4
36	37 R. KUCERA	SVK	Motoclub Balaz / KPA	Kawasaki Ninja 400	2'22.584	5.255	0.028	4	136,416	185,6
37	73 V. SCHWARZ	CZE	Motosport Schwarz Racing Team	Yamaha YZF-R3	2'23.873	6.544	1.289	4	135,194	186,2
38	32 A. PELIKANNOVA	CZE	JRT Brno Circuit	Yamaha YZF-R3	2'26.516	9.187	2.643	3	132,755	172,2

AIR	Humidity:	61%	Temp:	24°C
TRACK	Condition:	Dry	Temp:	31°C

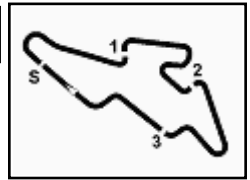
Records	Pole (SP2)	2018	G.Hendra Pratama	141,570	Km/h
	Race (SP2)	2018	G.Hendra Pratama		
	Circuit (SP2)	2018	G.Hendra Pratama	2'17.396	141,570

Start 10/06/2018 08:50 End 09:02 The results are provisional until the end of the time limit for protests and appeals and the completion of the technical checks.

These data/results cannot be reproduced, stored and/or transmitted in whole or in part by any manner of electronic, mechanical, photocopying, recording, broadcasting or otherwise now known or herein after developed without the previous express consent by the copyright owner, except for reproduction in daily press and regular printed publications on sale to the public within 60 days of the event related to those data/results and always provided that copyright symbol appears together as follows below.

© DORNA WSBK ORGANIZATION Srl 2018





ACERBIS Czech Round, 8 - 10 June 2018

World Supersport 300 - Results Warm Up

Session Highlights

Local Time	No. Rider	Description
08.50.00		Start
08.54.03	44 S. LOCHOFF	Current Lap Cancelled - Exceeded Track Limits - Turn 2
08.56.35	99 P. GRASSIA	Lap Cancelled (2'22.588) - Exceeded Track Limits - Turn 14
08.56.46	14 E. DE LA VEGA	Current Lap Cancelled - Exceeded Track Limits - Turn 2
08.57.36	41 J. JÄHNIG	Current Lap Cancelled - Exceeded Track Limits - Turn 2
08.57.38	95 S. DEROUE	Current Lap Cancelled - Exceeded Track Limits - Turn 2
08.58.37	44 S. LOCHOFF	Current Lap Cancelled - Exceeded Track Limits - Turn 7
08.59.56	73 V. SCHWARZ	Lap Cancelled (2'23.934) - Exceeded Track Limits - Turn 12
09.00.09	55 G. HENDRA PRATAMA	Current Lap Cancelled - Exceeded Track Limits - Turn 2
09.00.32	27 F. ROVELLI	Current Lap Cancelled - Exceeded Track Limits - Turn 4
09.00.40	99 P. GRASSIA	Lap Cancelled (2'21.965) - Exceeded Track Limits - Turn 14
09.00.58	7 N. SETTIMO	Current Lap Cancelled - Exceeded Track Limits - Turn 4
09.01.46	3 T. TOPARIS	Current Lap Cancelled - Exceeded Track Limits - Turn 12
09.02.04	96 I. PRATNA	Lap Cancelled (2'19.065) - Exceeded Track Limits - Turn 14
09.02.56		End Of Session

Fastest Laps Sequence

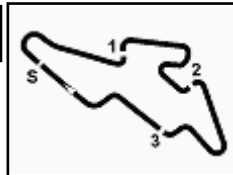
No.	Rider	Nat	Team	Bike	Local Time	Time	Gap	Avg
15	G. VAN STRAALEN	NED	KTM Fortron Racing Team	KTM RC 390 R	08:54'45.935	2'21.357		137,601
43	L. GRUNWALD	GER	Freudenberg KTM WorldSSP Team	KTM RC 390 R	08:54'47.479	2'20.417	-0.940	138,522
41	J. JÄHNIG	GER	Freudenberg KTM Junior Team	KTM RC 390 R	08:54'47.822	2'20.015	-0.402	138,919
22	N. KALININ	UKR	GP Project Team	Kawasaki Ninja 400	08:54'48.222	2'19.330	-0.685	139,602
95	S. DEROUE	NED	Motoport Kawasaki	Kawasaki Ninja 400	08:54'49.385	2'18.442	-0.888	140,498
95	S. DEROUE	NED	Motoport Kawasaki	Kawasaki Ninja 400	08:57'07.032	2'17.647	-0.795	141,309
55	G. HENDRA PRATAMA	INA	BIBLION YAMAHA MOTOXRACING	Yamaha YZF-R3	08:57'25.243	2'17.491	-0.156	141,470
55	G. HENDRA PRATAMA	INA	BIBLION YAMAHA MOTOXRACING	Yamaha YZF-R3	08:59'42.572	2'17.329	-0.162	141,637

Start 10/06/2018 08:50 End 09:02 The results are provisional until the end of the time limit for protests and appeals and the completion of the technical checks.

These data/results cannot be reproduced, stored and/or transmitted in whole or in part by any manner of electronic, mechanical, photocopying, recording, broadcasting or otherwise now known or herein after developed without the previous express consent by the copyright owner, except for reproduction in daily press and regular printed publications on sale to the public within 60 days of the event related to those data/results and always provided that copyright symbol appears together as follows below.

© DORNA WSBK ORGANIZATION Srl 2018





ACERBIS Czech Round, 8 - 10 June 2018

World Supersport 300 - Best Sectors & Speed Warm Up

Automotodrom Brno 5.403 m

BEST LAP		
1	55 G. HENDRA PRATAMA	Yamaha YZF-R3 2'17.329
2	95 S. DEROUE	Kawasaki Ninja 400 2'17.647
3	69 M. HERRERA	Yamaha YZF-R3 2'17.713
4	22 N. KALININ	Kawasaki Ninja 400 2'17.807
5	81 M. GONZALEZ	Yamaha YZF-R3 2'17.832
6	20 D. LOUREIRO	Kawasaki Ninja 400 2'17.991
7	33 D. VALLE	Yamaha YZF-R3 2'18.358
8	2 A. CARRASCO	Kawasaki Ninja 400 2'18.605
9	21 B. SANCHEZ	Kawasaki Ninja 400 2'18.658
10	71 T. EDWARDS	Kawasaki Ninja 400 2'18.699
11	12 A. RUSMIPUTRO	Yamaha YZF-R3 2'19.066
12	64 H. DE CANCELLIS	Yamaha YZF-R3 2'19.180
13	41 J. JÄHNIG	KTM RC 390 R 2'19.288
14	93 W. KHAN	Kawasaki Ninja 400 2'19.311
15	97 M. KAPPLER	KTM RC 390 R 2'19.364
16	19 L. BERNARDI	Yamaha YZF-R3 2'19.411
17	14 E. DE LA VEGA	Kawasaki Ninja 400 2'19.458
18	17 K. MEUFFELS	KTM RC 390 R 2'19.472
19	25 A. VERDOÍA	Yamaha YZF-R3 2'19.504
20	13 D. IOZZO	Honda CBR500R 2'19.736
21	96 I. PRATNA	Yamaha YZF-R3 2'19.762
22	3 T. TOPARIS	Kawasaki Ninja 400 2'19.862
23	54 F. FULIGNI	Yamaha YZF-R3 2'19.952
24	43 L. GRUNWALD	KTM RC 390 R 2'20.053
25	15 G. VAN STRAALEN	KTM RC 390 R 2'20.239
26	28 D. KOOPMAN	Yamaha YZF-R3 2'20.603
27	27 F. ROVELLI	Kawasaki Ninja 400 2'20.629
28	79 T. ALONSO	Yamaha YZF-R3 2'21.463
29	78 J. FORAY	Kawasaki Ninja 400 2'21.641
30	30 D. BLIN	Yamaha YZF-R3 2'21.744
31	99 P. GRASSIA	Yamaha YZF-R3 2'21.899
32	5 R. VOS	KTM RC 390 R 2'22.010
33	44 S. LOCHOFF	Yamaha YZF-R3 2'22.298
34	7 N. SETTIMO	Honda CBR500R 2'22.442
35	58 T. FINOCCHIARO	Honda CBR500R 2'22.556
36	37 R. KUCERA	Kawasaki Ninja 400 2'22.584
37	73 V. SCHWARZ	Yamaha YZF-R3 2'23.873
38	32 A. PELIKANOVA	Yamaha YZF-R3 2'26.516

SPEED		
1	22 N. KALININ	Kawasaki Ninja 400 196,0
2	17 K. MEUFFELS	KTM RC 390 R 195,7
3	95 S. DEROUE	Kawasaki Ninja 400 195,3
4	71 T. EDWARDS	Kawasaki Ninja 400 195,3
5	20 D. LOUREIRO	Kawasaki Ninja 400 193,9
6	81 M. GONZALEZ	Yamaha YZF-R3 193,5
7	12 A. RUSMIPUTRO	Yamaha YZF-R3 193,5
8	97 M. KAPPLER	KTM RC 390 R 193,2
9	21 B. SANCHEZ	Kawasaki Ninja 400 192,9
10	93 W. KHAN	Kawasaki Ninja 400 192,5
11	15 G. VAN STRAALEN	KTM RC 390 R 192,5
12	41 J. JÄHNIG	KTM RC 390 R 192,2
13	3 T. TOPARIS	Kawasaki Ninja 400 191,8
14	2 A. CARRASCO	Kawasaki Ninja 400 191,5
15	78 J. FORAY	Kawasaki Ninja 400 191,5
16	54 F. FULIGNI	Yamaha YZF-R3 191,2
17	14 E. DE LA VEGA	Kawasaki Ninja 400 191,2
18	27 F. ROVELLI	Kawasaki Ninja 400 191,2
19	5 R. VOS	KTM RC 390 R 191,2
20	64 H. DE CANCELLIS	Yamaha YZF-R3 190,1
21	13 D. IOZZO	Honda CBR500R 190,1
22	69 M. HERRERA	Yamaha YZF-R3 190,1
23	44 S. LOCHOFF	Yamaha YZF-R3 189,8
24	96 I. PRATNA	Yamaha YZF-R3 189,5
25	43 L. GRUNWALD	KTM RC 390 R 189,1
26	79 T. ALONSO	Yamaha YZF-R3 188,8
27	33 D. VALLE	Yamaha YZF-R3 188,5
28	30 D. BLIN	Yamaha YZF-R3 188,2
29	28 D. KOOPMAN	Yamaha YZF-R3 187,8
30	19 L. BERNARDI	Yamaha YZF-R3 187,2
31	25 A. VERDOÍA	Yamaha YZF-R3 187,2
32	73 V. SCHWARZ	Yamaha YZF-R3 186,2
33	37 R. KUCERA	Kawasaki Ninja 400 185,6
34	55 G. HENDRA PRATAMA	Yamaha YZF-R3 184,9
35	58 T. FINOCCHIARO	Honda CBR500R 183,4
36	7 N. SETTIMO	Honda CBR500R 182,1
37	99 P. GRASSIA	Yamaha YZF-R3 176,5
38	32 A. PELIKANOVA	Yamaha YZF-R3 172,2

SEG. 1			SEG. 2			SEG. 3			SEG. 4		
1	20 D. LOUREIRO	36.190	1	55 G. HENDRA PRATAMA	39.180	1	55 G. HENDRA PRATAMA	37.091	1	95 S. DEROUE	24.073
2	95 S. DEROUE	36.238	2	95 S. DEROUE	39.451	2	33 D. VALLE	37.181	2	81 M. GONZALEZ	24.081
3	21 B. SANCHEZ	36.385	3	69 M. HERRERA	39.539	3	22 N. KALININ	37.248	3	97 M. KAPPLER	24.097
4	22 N. KALININ	36.434	4	81 M. GONZALEZ	39.690	4	96 I. PRATNA	37.299	4	69 M. HERRERA	24.132
5	81 M. GONZALEZ	36.485	5	13 D. IOZZO	39.698	5	69 M. HERRERA	37.339	5	2 A. CARRASCO	24.132
6	93 W. KHAN	36.574	6	71 T. EDWARDS	39.773	6	95 S. DEROUE	37.396	6	55 G. HENDRA PRATAMA	24.161
7	69 M. HERRERA	36.703	7	93 W. KHAN	39.780	7	81 M. GONZALEZ	37.437	7	71 T. EDWARDS	24.190
8	55 G. HENDRA PRATAMA	36.724	8	19 L. BERNARDI	39.799	8	14 E. DE LA VEGA	37.465	8	20 D. LOUREIRO	24.201
9	71 T. EDWARDS	36.775	9	22 N. KALININ	39.894	9	71 T. EDWARDS	37.475	9	12 A. RUSMIPUTRO	24.219
10	41 J. JÄHNIG	36.783	10	21 B. SANCHEZ	39.940	10	2 A. CARRASCO	37.506	10	17 K. MEUFFELS	24.220
11	2 A. CARRASCO	36.808	11	33 D. VALLE	39.956	11	20 D. LOUREIRO	37.548	11	22 N. KALININ	24.231
12	27 F. ROVELLI	36.817	12	20 D. LOUREIRO	40.010	12	12 A. RUSMIPUTRO	37.559	12	64 H. DE CANCELLIS	24.257
13	25 A. VERDOÍA	36.830	13	12 A. RUSMIPUTRO	40.052	13	25 A. VERDOÍA	37.561	13	33 D. VALLE	24.265
14	33 D. VALLE	36.868	14	96 I. PRATNA	40.069	14	54 F. FULIGNI	37.576	14	14 E. DE LA VEGA	24.303
15	19 L. BERNARDI	36.882	15	41 J. JÄHNIG	40.125	15	21 B. SANCHEZ	37.610	15	41 J. JÄHNIG	24.305
16	97 M. KAPPLER	36.895	16	64 H. DE CANCELLIS	40.130	16	17 K. MEUFFELS	37.638	16	21 B. SANCHEZ	24.313
17	14 E. DE LA VEGA	36.898	17	43 L. GRUNWALD	40.136	17	27 F. ROVELLI	37.653	17	3 T. TOPARIS	24.344
18	12 A. RUSMIPUTRO	36.919	18	2 A. CARRASCO	40.159	18	64 H. DE CANCELLIS	37.658	18	13 D. IOZZO	24.365
19	43 L. GRUNWALD	36.964	19	17 K. MEUFFELS	40.168	19	3 T. TOPARIS	37.681	19	93 W. KHAN	24.379
20	54 F. FULIGNI	36.975	20	14 E. DE LA VEGA	40.169	20	41 J. JÄHNIG	37.700	20	25 A. VERDOÍA	24.387
21	17 K. MEUFFELS	37.016	21	3 T. TOPARIS	40.228	21	15 G. VAN STRAALEN	37.732	21	54 F. FULIGNI	24.408
22	64 H. DE CANCELLIS	37.035	22	97 M. KAPPLER	40.246	22	97 M. KAPPLER	37.772	22	27 F. ROVELLI	24.456
23	3 T. TOPARIS	37.046	23	15 G. VAN STRAALEN	40.271	23	93 W. KHAN	37.794	23	43 L. GRUNWALD	24.471
24	96 I. PRATNA	37.050	24	25 A. VERDOÍA	40.284	24	13 D. IOZZO	37.810	24	15 G. VAN STRAALEN	24.543
25	28 D. KOOPMAN	37.098	25	99 P. GRASSIA	40.301	25	19 L. BERNARDI	37.873	25	96 I. PRATNA	24.560
26	13 D. IOZZO	37.108	26	27 F. ROVELLI	40.325	26	43 L. GRUNWALD	38.028	26	28 D. KOOPMAN	24.590
27	79 T. ALONSO	37.353	27	54 F. FULIGNI	40.376	27	30 D. BLIN	38.038	27	19 L. BERNARDI	24.626
28	78 J. FORAY	37.369	28	28 D. KOOPMAN	40.405	28	28 D. KOOPMAN	38.053	28	5 R. VOS	24.771
29	15 G. VAN STRAALEN	37.400	29	78 J. FORAY	40.813	29	79 T. ALONSO	38.159	29	44 S. LOCHOFF	24.799
30	5 R. VOS	37.455	30	30 D. BLIN	40.814	30	78 J. FORAY	38.194	30	78 J. FORAY	24.818
31	30 D. BLIN	37.520	31	5 R. VOS	40.921	31	99 P. GRASSIA	38.240	31	79 T. ALONSO	24.845
32	58 T. FINOCCHIARO	37.546	32	79 T. ALONSO	40.937	32	37 R. KUCERA	38.285	32	7 N. SETTIMO	24.914
33	37 R. KUCERA	37.576	33	7 N. SETTIMO	40.955	33	58 T. FINOCCHIARO	38.291	33	30 D. BLIN	24.916
34	7 N. SETTIMO	37.610	34	58 T. FINOCCHIARO	40.963	34	44 S. LOCHOFF	38.305	34	58 T. FINOCCHIARO	24.938
35	44 S. LOCHOFF	37.794	35	37 R. KUCERA	41.023	35	5 R. VOS	38.452	35	37 R. KUCERA	25.088
36	99 P. GRASSIA	37.932	36	44 S. LOCHOFF	41.082	36	7 N. SETTIMO	38.524	36	99 P. GRASSIA	25.286
37	73 V. SCHWARZ	37.978	37	73 V. SCHWARZ	41.443	37	73 V. SCHWARZ	38.800	37	73 V. SCHWARZ	25.310
38	32 A. PELIKANOVA	39.047	38	32 A. PELIKANOVA	41.876	38	32 A. PELIKANOVA	39.710	38	32 A. PELIKANOVA	25.726

10/06/2018

These data/results cannot be reproduced, stored and/or transmitted in whole or in part by any manner of electronic, mechanical, photocopying, recording, broadcasting or otherwise now known or herein after developed without the previous express consent by the copyright owner, except for reproduction in daily press and regular printed publications on sale to the public within 60 days of the event related to those data/results and always provided that copyright symbol appears together as follows below.

© DORNA WSBK ORGANIZATION Srl 2018



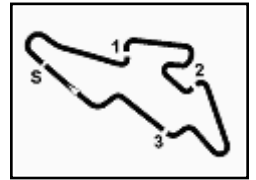
Official Fuel Supplier



Official Tyre Supplier



Official Timekeeper



ACERBIS Czech Round, 8 - 10 June 2018

World Supersport 300 - Ideal Times Warm Up

Automotodrom Brno 5.403 m
1 / 2

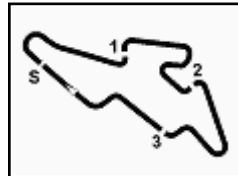
No.	Rider	Nat	Bike	Seg. 1	Seg. 2	Seg. 3	Seg. 4	Ideal Time		
				Diff. 1	Diff. 2	Diff. 3	Diff. 4	Best Lap	Pos.	Diff.
1	55 G. HENDRA PRATAMA	INA	Yamaha YZF-R3	36.724	39.180 0.173	37.091	24.161	2'17.156 2'17.329	1	0.173
2	95 S. DEROUE	NED	Kawasaki Ninja 400	36.238 0.205	39.451	37.396	24.073 0.284	2'17.158 2'17.647	2	0.489
3	81 M. GONZALEZ	ESP	Yamaha YZF-R3	36.485 0.139	39.690	37.437	24.081	2'17.693 2'17.832	5	0.139
4	69 M. HERRERA	ESP	Yamaha YZF-R3	36.703	39.539	37.339	24.132	2'17.713 2'17.713	3	
5	22 N. KALININ	UKR	Kawasaki Ninja 400	36.434	39.894	37.248	24.231	2'17.807 2'17.807	4	
6	20 D. LOUREIRO	RSA	Kawasaki Ninja 400	36.190	40.010	37.548	24.201 0.042	2'17.949 2'17.991	6	0.042
7	71 T. EDWARDS	AUS	Kawasaki Ninja 400	36.775	39.773 0.486	37.475	24.190	2'18.213 2'18.699	10	0.486
8	21 B. SANCHEZ	ESP	Kawasaki Ninja 400	36.385	39.940 0.313	37.610	24.313 0.097	2'18.248 2'18.658	9	0.410
9	33 D. VALLE	ESP	Yamaha YZF-R3	36.868 0.088	39.956	37.181	24.265	2'18.270 2'18.358	7	0.088
10	93 W. KHAN	NED	Kawasaki Ninja 400	36.574 0.182	39.780 0.155	37.794	24.379 0.447	2'18.527 2'19.311	14	0.784
11	2 A. CARRASCO	ESP	Kawasaki Ninja 400	36.808	40.159	37.506	24.132	2'18.605 2'18.605	8	
12	12 A. RUSMIPUTRO	INA	Yamaha YZF-R3	36.919	40.052 0.198	37.559	24.219 0.119	2'18.749 2'19.066	11	0.317
13	14 E. DE LA VEGA	FRA	Kawasaki Ninja 400	36.898	40.169 0.152	37.465 0.123	24.303 0.348	2'18.835 2'19.458	17	0.623
14	41 J. JÄHNIG	GER	KTM RC 390 R	36.783	40.125	37.700 0.031	24.305 0.344	2'18.913 2'19.288	13	0.375
15	96 I. PRATNA	INA	Yamaha YZF-R3	37.050 0.231	40.069	37.299 0.413	24.560 0.140	2'18.978 2'19.762	21	0.784
16	13 D. IOZZO	RSA	Honda CBR500R	37.108	39.698 0.499	37.810	24.365 0.256	2'18.981 2'19.736	20	0.755
17	97 M. KAPPLER	GER	KTM RC 390 R	36.895 0.028	40.246 0.065	37.772 0.059	24.097 0.202	2'19.010 2'19.364	15	0.354
18	17 K. MEUFFELS	NED	KTM RC 390 R	37.016	40.168 0.140	37.638 0.290	24.220	2'19.042 2'19.472	18	0.430
19	25 A. VERDOÏA	FRA	Yamaha YZF-R3	36.830	40.284	37.561 0.442	24.387	2'19.062 2'19.504	19	0.442
20	64 H. DE CANCELLIS	FRA	Yamaha YZF-R3	37.035 0.100	40.130	37.658	24.257	2'19.080 2'19.180	12	0.100
21	19 L. BERNARDI	ITA	Yamaha YZF-R3	36.882 0.053	39.799 0.162	37.873	24.626 0.016	2'19.180 2'19.411	16	0.231
22	27 F. ROVELLI	ITA	Kawasaki Ninja 400	36.817 0.922	40.325	37.653 0.456	24.456	2'19.251 2'20.629	27	1.378
23	3 T. TOPARIS	AUS	Kawasaki Ninja 400	37.046 0.361	40.228 0.202	37.681	24.344	2'19.299 2'19.862	22	0.563
24	54 F. FULIGNI	ITA	Yamaha YZF-R3	36.975	40.376 0.617	37.576	24.408	2'19.335 2'19.952	23	0.617
25	43 L. GRUNWALD	GER	KTM RC 390 R	36.964	40.136 0.267	38.028 0.187	24.471	2'19.599 2'20.053	24	0.454
26	15 G. VAN STRAALEN	NED	KTM RC 390 R	37.400 0.045	40.271 0.068	37.732 0.180	24.543	2'19.946 2'20.239	25	0.293
27	28 D. KOOPMAN	NED	Yamaha YZF-R3	37.098	40.405 0.093	38.053 0.130	24.590 0.234	2'20.146 2'20.603	26	0.457
28	78 J. FORAY	FRA	Kawasaki Ninja 400	37.369 0.235	40.813 0.101	38.194	24.818 0.111	2'21.194 2'21.641	29	0.447
29	30 D. BLIN	POL	Yamaha YZF-R3	37.520 0.456	40.814	38.038	24.916	2'21.288 2'21.744	30	0.456
30	79 T. ALONSO	POR	Yamaha YZF-R3	37.353	40.937	38.159 0.163	24.845 0.006	2'21.294 2'21.463	28	0.169
31	5 R. VOS	NED	KTM RC 390 R	37.455 0.337	40.921 0.074	38.452 0.074	24.771	2'21.599 2'22.010	32	0.411
32	58 T. FINOCCHIARO	GBR	Honda CBR500R	37.546	40.963	38.291 0.515	24.938 0.303	2'21.738 2'22.556	35	0.818
33	99 P. GRASSIA	ITA	Yamaha YZF-R3	37.932 0.140	40.301	38.240	25.286	2'21.759 2'21.899	31	0.140

10/06/2018

These data/results cannot be reproduced, stored and/or transmitted in whole or in part by any manner of electronic, mechanical, photocopying, recording, broadcasting or otherwise now known or herein after developed without the previous express consent by the copyright owner, except for reproduction in daily press and regular printed publications on sale to the public within 60 days of the event related to those data/results and always provided that copyright symbol appears together as follows below.

© DORNA WSBK ORGANIZATION Srl 2018



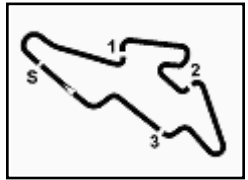

ACERBIS Czech Round, 8 - 10 June 2018
World Supersport 300 - Ideal Times Warm Up

 Automotodrom Brno 5.403 m
2 / 2

No.	Rider	Nat	Bike	Seg. 1	Seg. 2	Seg. 3	Seg. 4	Ideal Time		
				Diff. 1	Diff. 2	Diff. 3	Diff. 4	Best Lap	Pos.	Diff.
34	37 R. KUCERA	SVK	Kawasaki Ninja 400	37.576	41.023	38.285 0.585	25.088 0.027	2'21.972	36	0.612
35	44 S. LOCHOFF	RSA	Yamaha YZF-R3	37.794 0.318	41.082	38.305	24.799	2'22.980	33	0.318
36	7 N. SETTIMO	ITA	Honda CBR500R	37.610	40.955	38.524 0.311	24.914 0.128	2'22.003	34	0.439
37	73 V. SCHWARZ	CZE	Yamaha YZF-R3	37.978 0.219	41.443 0.096	38.800	25.310 0.027	2'23.531	37	0.342
38	32 A. PELIKANOVA	CZE	Yamaha YZF-R3	39.047	41.876	39.710	25.726 0.157	2'26.359	38	0.157
Overall Ideal Time				36.190	39.180	37.091	24.073	2'16.534		

10/06/2018
 These data/results cannot be reproduced, stored and/or transmitted in whole or in part by any manner of electronic, mechanical, photocopying, recording, broadcasting or otherwise now known or herein after developed without the previous express consent by the copyright owner, except for reproduction in daily press and regular printed publications on sale to the public within 60 days of the event related to those data/results and always provided that copyright symbol appears together as follows below.
 © DORNA WSBK ORGANIZATION Srl 2018





ACERBIS Czech Round, 8 - 10 June 2018

World Supersport 300 - Chronological Analysis Warm Up

Automotodrom Brno 5.403 m

1 / 3

1° 55 G. HENDRA PRATAMA (2'17.329)							
Lap	Seg.1	Seg.2	Seg.3	Seg.4	Lap Time	km/h	Local Time
1		41.400	40.253	26.905			8:52'49.280
2	37.254	39.487	37.278	24.453	2'18.472	179,7	8:55'07.752
3	36.954	39.180	37.122	24.235	2'17.491	180,0	8:57'25.243
4	36.724	39.353	37.091	24.161	2'17.329	183,7	8:59'42.572
5	42.240	42.826	40.127	25.605	2'30.798C	184,9	9:02'13.370

2° 95 S. DEROUÉ (2'17.647)							
Lap	Seg.1	Seg.2	Seg.3	Seg.4	Lap Time	km/h	Local Time
1		41.880	39.337	24.960			8:52'30.943
2	36.754	39.984	37.631	24.073	2'18.442	188,8	8:54'49.385
3	36.443	39.451	37.396	24.357	2'17.647	195,3	8:57'07.032
4	42.198	40.470	37.668	24.240	2'24.576C	183,7	8:59'31.608
5	36.238	40.242	37.737	24.499	2'18.716	193,9	9:01'50.324

3° 69 M. HERRERA (2'17.713)							
Lap	Seg.1	Seg.2	Seg.3	Seg.4	Lap Time	km/h	Local Time
1		41.282	39.132	25.096			8:52'33.672
2	37.445	40.785	38.043	24.584	2'20.857	190,1	8:54'54.529
3	36.843	39.702	37.372	24.454	2'18.371	188,2	8:57'12.900
4	37.389	39.834	37.780	24.199	2'19.202	182,1	8:59'32.102
5	36.703	39.539	37.339	24.132	2'17.713	185,6	9:01'49.815

4° 22 N. KALININ (2'17.807)							
Lap	Seg.1	Seg.2	Seg.3	Seg.4	Lap Time	km/h	Local Time
1		41.840	38.759	24.512			8:52'28.892
2	36.844	40.240	37.963	24.283	2'19.330	194,6	8:54'48.222
3	37.042	40.229	38.110	24.335	2'19.716	196,0	8:57'07.938
4	37.706	40.398	38.478	26.382	2'22.964	191,5	8:59'30.902
5	36.434	39.894	37.248	24.231	2'17.807	192,2	9:01'48.709

5° 81 M. GONZALEZ (2'17.832)							
Lap	Seg.1	Seg.2	Seg.3	Seg.4	Lap Time	km/h	Local Time
1		41.059	39.961	25.020			8:52'38.195
2	37.044	40.001	37.652	24.470	2'19.167	186,5	8:54'57.362
3	36.624	39.690	37.437	24.081	2'17.832	188,8	8:57'15.194
4	36.485	39.825	37.624	24.490	2'18.424	193,5	8:59'33.618
5	36.882	39.782	37.709	24.624	2'18.997	184,6	9:01'52.615

6° 20 D. LOUREIRO (2'17.991)							
Lap	Seg.1	Seg.2	Seg.3	Seg.4	Lap Time	km/h	Local Time
1		41.651	38.992	24.895			8:52'32.143
2	37.059	40.305	37.811	24.350	2'19.525	189,5	8:54'51.668
3	36.522	40.023	37.716	24.201	2'18.462	192,5	8:57'10.130
4	36.682	40.490	41.113	24.348	2'22.633	190,1	8:59'32.763
5	36.190	40.010	37.548	24.243	2'17.991	193,9	9:01'50.754

7° 33 D. VALLE (2'18.358)							
Lap	Seg.1	Seg.2	Seg.3	Seg.4	Lap Time	km/h	Local Time
1		41.028	40.410	24.882			8:52'37.877
2	37.101	40.099	37.663	24.563	2'19.426	183,7	8:54'57.303
3	36.956	39.956	37.181	24.265	2'18.358	186,2	8:57'15.661
4	36.868	40.221	37.644	24.398	2'19.131	188,5	8:59'34.792
5	36.882	40.110	37.731	24.359	2'19.082	188,5	9:01'53.874

8° 2 A. CARRASCO (2'18.605)							
Lap	Seg.1	Seg.2	Seg.3	Seg.4	Lap Time	km/h	Local Time
1		41.273	39.166	25.060			8:52'33.490
2	37.462	40.831	38.333	24.290	2'20.916	191,5	8:54'54.406
3	37.254	47.350	37.570	24.536	2'26.710	187,8	8:57'21.116
4	37.055	41.209	38.228	24.645	2'21.137	186,2	8:59'42.253
5	36.808	40.159	37.506	24.132	2'18.605	187,2	9:02'00.858

9° 21 B. SANCHEZ (2'18.658)							
Lap	Seg.1	Seg.2	Seg.3	Seg.4	Lap Time	km/h	Local Time
1		41.940	38.891	24.711			8:52'32.220
2	37.161	40.472	37.638	24.313	2'19.584	189,5	8:54'51.804
3	36.603	39.940	37.844	24.436	2'18.823	191,2	8:57'10.627
4	36.714	40.172	39.271	24.503	2'20.660	191,8	8:59'31.287
5	36.385	40.253	37.610	24.410	2'18.658	192,9	9:01'49.945

10° 71 T. EDWARDS (2'18.699)							
Lap	Seg.1	Seg.2	Seg.3	Seg.4	Lap Time	km/h	Local Time
1		42.117	38.998	24.823			8:52'28.533
2	36.965	40.664	38.121	24.429	2'20.179	188,8	8:54'48.712
3	37.228	39.773	38.045	24.341	2'19.387	192,2	8:57'08.099
4	38.001	40.271	38.047	26.334	2'22.653	195,3	8:59'30.752
5	36.775	40.259	37.475	24.190	2'18.699	189,5	9:01'49.451

11° 12 A. RUSMIPUTRO (2'19.066)							
Lap	Seg.1	Seg.2	Seg.3	Seg.4	Lap Time	km/h	Local Time
1		42.436	38.734	24.794			8:52'35.504
2	37.595	40.728	38.010	24.870	2'21.203	186,9	8:54'56.707
3	37.228	40.052	37.584	24.219	2'19.083	182,4	8:57'15.790
4	36.919	40.250	37.559	24.338	2'19.066	193,5	8:59'34.856
5	37.023	40.090	37.897	24.403	2'19.413	189,1	9:01'54.269

12° 64 H. DE CANCELLIS (2'19.180)							
Lap	Seg.1	Seg.2	Seg.3	Seg.4	Lap Time	km/h	Local Time
1		42.459	39.838	25.165			8:52'33.126
2	38.388	40.688	38.070	24.381	2'21.527	182,7	8:54'54.653
3	37.377	40.272	37.755	24.424	2'19.828	190,1	8:57'14.481
4	37.135	40.130	37.658	24.257	2'19.180	188,2	8:59'33.661
5	37.035	40.480	37.886	24.587	2'19.988	187,2	9:01'53.649

13° 41 J. JÄHNIG (2'19.288)							
Lap	Seg.1	Seg.2	Seg.3	Seg.4	Lap Time	km/h	Local Time
1		41.687	38.213	24.500			8:52'27.807
2	37.099	40.888	37.700	24.328	2'20.015	190,8	8:54'47.822
3	36.783	40.125	37.731	24.649	2'19.288	191,5	8:57'07.110
4	40.828	40.483	38.023	24.496	2'23.830C	185,2	8:59'30.940
5	36.853	40.449	37.829	24.305	2'19.436	192,2	9:01'50.376

14° 93 W. KHAN (2'19.311)							
Lap	Seg.1	Seg.2	Seg.3	Seg.4	Lap Time	km/h	Local Time
1		42.079	38.462	25.019			8:52'27.975
2	36.941	40.543	37.848	24.812	2'20.144	190,5	8:54'48.119
3	36.756	39.935	37.794	24.826	2'19.311	192,5	8:57'07.430
4	43.037	39.780	37.820	24.379	2'25.016	185,2	8:59'32.446
5	36.574	46.357	39.132	45.080	2'47.143P	189,8	9:02'19.589

15° 97 M. KAPPLER (2'19.364)							
Lap	Seg.1	Seg.2	Seg.3	Seg.4	Lap Time	km/h	Local Time
1		42.142	38.935	24.764			8:52'29.542
2	37.528	40.426	38.175	24.097	2'20.226	192,2	8:54'49.768
3	36.923	40.311	37.831	24.299	2'19.364	192,9	8:57'09.132
4	37.074	40.610	37.914	24.513	2'20.111	191,8	8:59'29.243
5	36.895	40.246	37.772	24.501	2'19.414	193,2	9:01'48.657

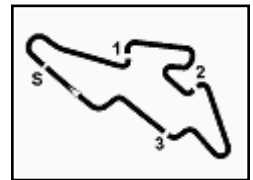
16° 19 L. BERNARDI (2'19.411)							
Lap	Seg.1	Seg.2	Seg.3	Seg.4	Lap Time	km/h	Local Time
1		41.982	39.008	25.141			8:52'33.855
2	37.864	40.854	37.930	24.626	2'21.274	185,6	8:54'55.129
3	37.068	39.799	38.232	24.718	2'19.817	182,4	8:57'14.946
4	36.882	40.072	37.987	24.690	2'19.631	187,2	8:59'34.577

10/06/2018 P = Pits In/Out - C = Lap Time Cancelled

These data/results cannot be reproduced, stored and/or transmitted in whole or in part by any manner of electronic, mechanical, photocopying, recording, broadcasting or otherwise now known or herein after developed without the previous express consent by the copyright owner, except for reproduction in daily press and regular printed publications on sale to the public within 60 days of the event related to those data/results and always provided that copyright symbol appears together as follows below.

© DORNA WSBK ORGANIZATION Srl 2018





ACERBIS Czech Round, 8 - 10 June 2018

World Supersport 300 - Chronological Analysis Warm Up

Automotodrom Brno 5.403 m

2 / 3

5 36.935 39.961 **37.873** 24.642 **2'19.411** 185,9 9:01'53.988 5 37.428 40.211 **38.028** 24.591 2'20.258 183,4 9:01'48.470

17° 14 E. DE LA VEGA (2'19.458)								25° 15 G. VAN STRAALEN (2'20.239)							
Lap	Seg.1	Seg.2	Seg.3	Seg.4	Lap Time	km/h	Local Time	Lap	Seg.1	Seg.2	Seg.3	Seg.4	Lap Time	km/h	Local Time
1		41.958	38.904	24.531			8:52'29.466	1		41.091	38.342	24.732			8:52'24.578
2	36.982	40.325	37.905	24.303	2'19.515	191,2	8:54'48.981	2	37.544	40.271	37.922	25.620	2'21.357	180,0	8:54'45.935
3	37.209	40.490	37.465	24.420	2'19.584C	190,1	8:57'08.565	3	37.739	40.374	38.964	24.617	2'21.694	174,5	8:57'07.629
4	37.815	40.169	38.012	24.437	2'20.433	190,5	8:59'28.998	4	37.400	40.535	37.732	25.006	2'20.673	192,5	8:59'28.302
5	36.898	40.321	37.588	24.651	2'19.458	188,2	9:01'48.456	5	37.445	40.339	37.912	24.543	2'20.239	186,9	9:01'48.541

18° 17 K. MEUFFELS (2'19.472)								26° 28 D. KOOPMAN (2'20.603)							
Lap	Seg.1	Seg.2	Seg.3	Seg.4	Lap Time	km/h	Local Time	Lap	Seg.1	Seg.2	Seg.3	Seg.4	Lap Time	km/h	Local Time
1		41.819	39.237	24.625			8:52'29.238	1		45.729	43.012	26.382			8:52'37.291
2	37.016	40.308	37.928	24.220	2'19.472	195,7	8:54'48.710	2	37.879	40.405	38.183	24.869	2'21.336	179,7	8:54'58.627
3	37.360	40.403	37.824	24.331	2'19.918	190,8	8:57'08.628	3	37.098	40.498	38.183	24.824	2'20.603	187,8	8:57'19.230
4	37.281	40.296	37.638	24.330	2'19.545	194,6	8:59'28.173	4	37.637	40.568	38.053	24.838	2'21.096	177,9	8:59'40.326
5	37.216	40.168	38.020	24.436	2'19.840	184,9	9:01'48.013	5	37.596	40.578	38.074	24.590	2'20.838	180,0	9:02'01.164

19° 25 A. VERDOIA (2'19.504)								27° 27 F. ROVELLI (2'20.629)							
Lap	Seg.1	Seg.2	Seg.3	Seg.4	Lap Time	km/h	Local Time	Lap	Seg.1	Seg.2	Seg.3	Seg.4	Lap Time	km/h	Local Time
1		42.074	40.832	25.147			8:52'33.379	1		40.890	38.292	25.058			8:52'25.518
2	38.289	41.219	37.807	24.528	2'21.843	187,2	8:54'55.222	2	37.876	40.563	38.231	24.841	2'21.511	180,0	8:54'47.029
3	36.899	40.341	37.852	24.606	2'19.698	185,2	8:57'14.920	3	37.739	40.325	38.109	24.456	2'20.629	181,2	8:57'07.658
4	37.064	40.423	37.561	24.557	2'19.605	187,2	8:59'34.525	4	38.814	41.192	37.653	24.652	2'22.311	191,2	8:59'29.969
5	36.830	40.284	38.003	24.387	2'19.504	185,9	9:01'54.029	5	36.817	49.689	38.348	24.665	2'29.519C	185,6	9:01'59.488

20° 13 D. IOZZO (2'19.736)								28° 79 T. ALONSO (2'21.463)							
Lap	Seg.1	Seg.2	Seg.3	Seg.4	Lap Time	km/h	Local Time	Lap	Seg.1	Seg.2	Seg.3	Seg.4	Lap Time	km/h	Local Time
1		41.175	39.007	25.199			8:52'26.080	1		44.711	40.077	25.391			8:52'35.289
2	37.904	40.850	38.367	24.796	2'21.917	180,0	8:54'47.997	2	38.108	41.352	38.802	25.022	2'23.284	183,4	8:54'58.573
3	37.999	39.698	38.160	24.365	2'20.222	188,5	8:57'08.219	3	37.365	41.410	38.159	24.845	2'21.779	188,8	8:57'20.352
4	38.241	40.149	37.999	24.590	2'20.979	190,1	8:59'29.198	4	37.619	40.951	38.367	24.975	2'21.912	185,2	8:59'42.264
5	37.108	40.197	37.810	24.621	2'19.736	187,5	9:01'48.934	5	37.353	40.937	38.322	24.851	2'21.463	182,7	9:02'03.727

21° 96 I. PRATNA (2'19.762)								29° 78 J. FORAY (2'21.641)							
Lap	Seg.1	Seg.2	Seg.3	Seg.4	Lap Time	km/h	Local Time	Lap	Seg.1	Seg.2	Seg.3	Seg.4	Lap Time	km/h	Local Time
1		42.125	39.041	24.756			8:52'28.617	1		41.779	38.400	25.028			8:52'26.829
2	37.903	40.353	37.954	24.560	2'20.770	184,9	8:54'49.387	2	37.801	40.813	38.999	24.818	2'22.431	187,5	8:54'49.260
3	37.415	40.680	37.995	24.900	2'20.990	189,5	8:57'10.377	3	37.369	41.075	38.454	24.864	2'21.762	191,5	8:57'11.022
4	37.281	40.069	37.712	24.700	2'19.762	182,7	8:59'30.139	4	37.604	40.914	38.194	24.929	2'21.641	190,8	8:59'32.663
5	37.050	40.275	37.299	24.441	2'19.065C	185,9	9:01'49.204	5	37.629	41.079	38.793	27.562	2'25.063	190,1	9:01'57.726

22° 3 T. TOPARIS (2'19.862)								30° 30 D. BLIN (2'21.744)							
Lap	Seg.1	Seg.2	Seg.3	Seg.4	Lap Time	km/h	Local Time	Lap	Seg.1	Seg.2	Seg.3	Seg.4	Lap Time	km/h	Local Time
1		42.340	39.062	25.379			8:52'32.227	1		41.776	39.366	25.277			8:52'27.585
2	37.407	40.430	37.681	24.344	2'19.862	185,6	8:54'52.089	2	38.459	41.114	38.388	25.050	2'23.011	175,3	8:54'50.596
3	37.321	40.699	38.336	24.601	2'20.957	191,8	8:57'13.046	3	38.172	40.983	38.637	25.018	2'22.810	175,9	8:57'13.406
4	37.437	40.228	37.923	24.517	2'20.105	189,1	8:59'33.151	4	37.976	40.814	38.038	24.916	2'21.744	181,8	8:59'35.150
5	37.046	40.397	38.398	24.754	2'20.595C	190,5	9:01'53.746	5	37.520	41.040	38.337	25.118	2'22.015	188,2	9:01'57.165

23° 54 F. FULIGNI (2'19.952)								31° 99 P. GRASSIA (2'21.899)							
Lap	Seg.1	Seg.2	Seg.3	Seg.4	Lap Time	km/h	Local Time	Lap	Seg.1	Seg.2	Seg.3	Seg.4	Lap Time	km/h	Local Time
1		42.621	40.787	25.346			8:52'33.073	1		41.391	39.023	25.762			8:53'03.884
2	37.460	41.048	38.855	24.724	2'22.087	182,4	8:54'55.160	2	38.167	40.597	38.414	25.410	2'22.588C	175,0	8:55'26.472
3	37.261	40.376	37.907	24.486	2'20.030	184,0	8:57'15.190	3	38.072	40.301	38.240	25.286	2'21.899	175,6	8:57'48.371
4	36.975	40.993	37.576	24.408	2'19.952	191,2	8:59'35.142	4	37.932	40.376	38.343	25.314	2'21.965C	176,5	9:00'10.336
5	37.172	40.720	38.347	25.269	2'21.508	191,2	9:01'56.650								

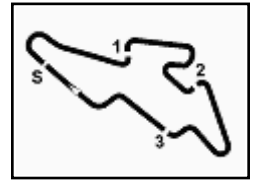
24° 43 L. GRUNWALD (2'20.053)								32° 5 R. VOS (2'22.010)							
Lap	Seg.1	Seg.2	Seg.3	Seg.4	Lap Time	km/h	Local Time	Lap	Seg.1	Seg.2	Seg.3	Seg.4	Lap Time	km/h	Local Time
1		41.510	38.550	24.590			8:52'27.062	1		41.858	38.452	24.961			8:52'26.561
2	37.302	40.478	38.145	24.492	2'20.417	189,1	8:54'47.479	2	37.455	41.258	38.526	24.771	2'22.010	184,3	8:54'48.571
3	36.964	40.403	38.215	24.471	2'20.053	187,5	8:57'07.532	3	37.806	40.921	38.453	24.885	2'22.065	188,5	8:57'10.636
4	37.682	40.136	38.135	24.727	2'20.680	188,8	8:59'28.212	4	37.715	42.885	38.589	24.945	2'24.134	187,8	8:59'34.770
								5	37.801	43.065	38.645	25.275	2'24.786	191,2	9:01'59.556

10/06/2018 P = Pits In/Out - C = Lap Time Cancelled

These data/results cannot be reproduced, stored and/or transmitted in whole or in part by any manner of electronic, mechanical, photocopying, recording, broadcasting or otherwise now known or herein after developed without the previous express consent by the copyright owner, except for reproduction in daily press and regular printed publications on sale to the public within 60 days of the event related to those data/results and always provided that copyright symbol appears together as follows below.

© DORNA WSBK ORGANIZATION Srl 2018





ACERBIS Czech Round, 8 - 10 June 2018

World Supersport 300 - Chronological Analysis Warm Up

33° 44 S. LOCHOFF (2'22.298)							
Lap	Seg.1	Seg.2	Seg.3	Seg.4	Lap Time	km/h	Local Time
1		42.528	39.764	24.988			8:52'29.216
2	38.123	41.286	38.275	24.780	2'22.464C	189,8	8:54'51.680
3	38.112	41.082	38.305	24.799	2'22.298	188,8	8:57'13.978
4	37.798	41.678	38.131	24.820	2'22.427C	185,9	8:59'36.405
5	37.794	41.846	39.343	25.463	2'24.446	184,3	9:02'00.851

34° 7 N. SETTIMO (2'22.442)							
Lap	Seg.1	Seg.2	Seg.3	Seg.4	Lap Time	km/h	Local Time
1		43.181	40.103	25.790			8:52'33.374
2	38.569	41.631	39.044	25.459	2'24.703	182,1	8:54'58.077
3	38.074	41.419	38.524	24.914	2'22.931	181,5	8:57'21.008
4	37.610	40.955	38.835	25.042	2'22.442	179,4	8:59'43.450
5	37.789	41.009	39.338	25.195	2'23.331C	180,9	9:02'06.781

35° 58 T. FINOCCHIARO (2'22.556)							
Lap	Seg.1	Seg.2	Seg.3	Seg.4	Lap Time	km/h	Local Time
1		42.430	38.948	25.251			8:52'28.528
2	38.139	41.262	38.401	25.058	2'22.860	183,1	8:54'51.388
3	37.546	40.963	38.806	25.241	2'22.556	182,1	8:57'13.944
4	38.412	41.227	38.291	25.229	2'23.159	183,4	8:59'37.103
5	37.862	41.175	38.836	24.938	2'22.811	181,5	9:01'59.914

36° 37 R. KUCERA (2'22.584)							
Lap	Seg.1	Seg.2	Seg.3	Seg.4	Lap Time	km/h	Local Time
1		43.253	40.610	25.981			8:52'33.016
2	38.669	41.666	38.931	25.088	2'24.354	183,4	8:54'57.370
3	37.576	41.023	38.870	25.115	2'22.584	185,6	8:57'19.954
4	38.043	41.157	38.285	25.129	2'22.614	181,8	8:59'42.568
5	37.694	41.086	38.876	25.180	2'22.836	185,6	9:02'05.404

37° 73 V. SCHWARZ (2'23.873)							
Lap	Seg.1	Seg.2	Seg.3	Seg.4	Lap Time	km/h	Local Time
1		42.884	39.624	25.888			8:52'32.298
2	38.670	41.970	39.045	25.310	2'24.995	177,9	8:54'57.293
3	38.197	41.539	38.800	25.337	2'23.873	177,3	8:57'21.166
4	37.978	41.443	38.930	25.583	2'23.934C	186,2	8:59'45.100
5	38.847	41.872	39.168	25.695	2'25.582	172,5	9:02'10.682

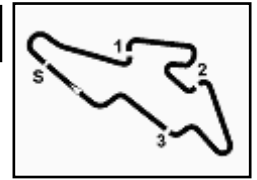
38° 32 A. PELIKANOVA (2'26.516)							
Lap	Seg.1	Seg.2	Seg.3	Seg.4	Lap Time	km/h	Local Time
1		42.981	40.921	26.292			8:52'42.389
2	39.715	42.165	39.901	25.726	2'27.507	171,7	8:55'09.896
3	39.047	41.876	39.710	25.883	2'26.516	172,2	8:57'36.412
4	39.249	42.020	39.953	26.082	2'27.304	171,7	9:00'03.716

10/06/2018 P = Pits In/Out - C = Lap Time Cancelled

These data/results cannot be reproduced, stored and/or transmitted in whole or in part by any manner of electronic, mechanical, photocopying, recording, broadcasting or otherwise now known or herein after developed without the previous express consent by the copyright owner, except for reproduction in daily press and regular printed publications on sale to the public within 60 days of the event related to those data/results and always provided that copyright symbol appears together as follows below.

© DORNA WSBK ORGANIZATION Srl 2018







Automotodrom Brno 5.403 m

ACERBIS Czech Round, 8 - 10 June 2018
World Supersport 300 - Weather Report Warm Up
 Session started 08:50 - Session ended 9:02


Air Temperature



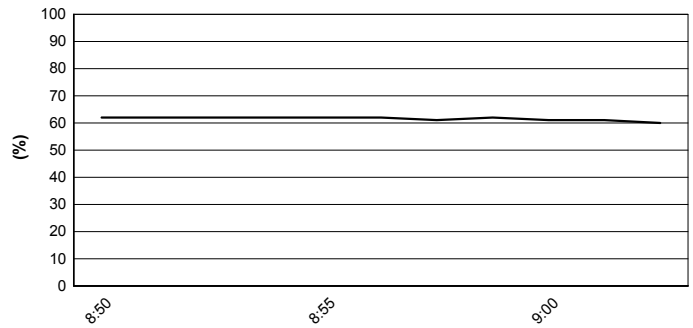
Track Temperature



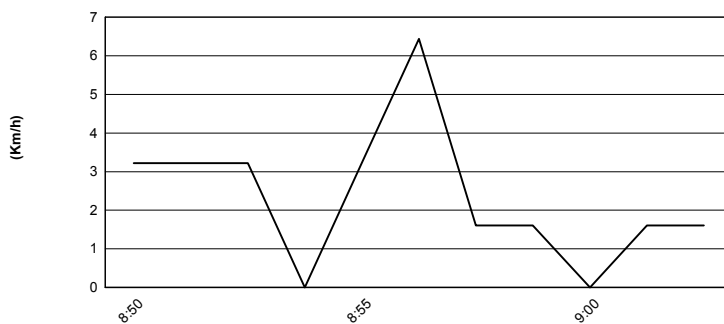
Air Pressure



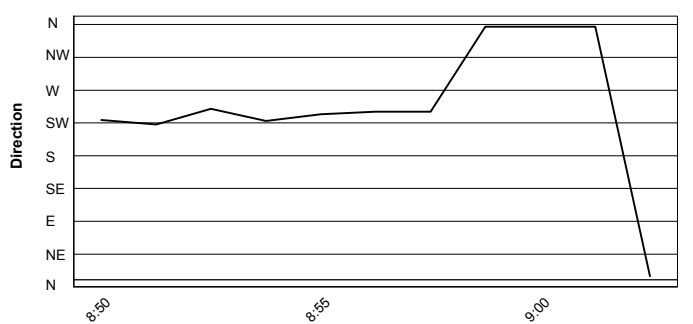
Humidity



Wind Speed



Wind Direction



10/06/2018

These data/results cannot be reproduced, stored and/or transmitted in whole or in part by any manner of electronic, mechanical, photocopying, recording, broadcasting or otherwise now known or herein after developed without the previous express consent by the copyright owner, except for reproduction in daily press and regular printed publications on sale to the public within 60 days of the event related to those data/results and always provided that copyright symbol appears together as follows below.

© DORNA WSBK ORGANIZATION Srl 2018



Official Fuel Supplier

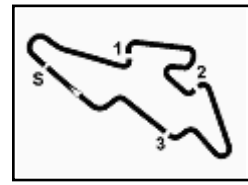


FICR PERUGIA TIMING

Official Tyre Supplier



Official Timekeeper



ACERBIS Czech Round, 8 - 10 June 2018
World Supersport 300 - Starting Grid
10 Laps x 5,403 km = 54,030 km

Automotodrom Brno 5.403 m

1	55 HENDRA PRATAMA G. Yamaha 2'17.396 SP2	2	95 DEROUÉ S. Kawasaki 2'17.704 SP2	3	2 CARRASCO A. Kawasaki 2'17.991 SP2
2	93 KHAN W. Kawasaki 2'18.356 SP2	5	81 GONZALEZ M. Yamaha 2'18.397 SP2	6	20 LOUREIRO D. Kawasaki 2'18.420 SP2
3	22 KALININ N. Kawasaki 2'18.515 SP2	8	15 VAN STRAALEN G. KTM 2'18.550 SP2	9	17 MEUFFELS K. KTM 2'18.689 SP2
4	41 JÄHNIG J. KTM 2'18.746 SP2	11	43 GRUNWALD L. KTM 2'19.470 SP2	12	25 VERDOIA A. Yamaha 2'20.145 SP2
5	33 VALLE D. Yamaha 2'18.806 SP1	14	21 SANCHEZ B. Kawasaki 2'18.972 SP1	15	99 GRASSIA P. Yamaha 2'18.978 SP1
6	69 HERRERA M. Yamaha 2'19.007 SP1	17	12 RUSMIPUTRO A. Yamaha 2'19.067 SP1	18	14 DE LA VEGA E. Kawasaki 2'19.265 SP1
7	96 PRATNA I. Yamaha 2'19.276 SP1	20	71 EDWARDS T. Kawasaki 2'19.283 SP1	21	64 DE CANCELLIS H. Yamaha 2'19.336 SP1
8	28 KOOPMAN D. Yamaha 2'19.603 SP1	23	27 ROVELLI F. Kawasaki 2'19.821 SP1	24	3 TOPARIS T. Kawasaki 2'20.046 SP1
9	54 FULIGNI F. Yamaha 2'20.068 SP1	26	19 BERNARDI L. Yamaha 2'20.200 SP1	27	5 VOS R. KTM 2'20.359 SP1
10	30 BLIN D. Yamaha 2'20.611 SP1	29	78 FORAY J. Kawasaki 2'20.650 SP1	30	79 ALONSO T. Yamaha 2'20.775 SP1
11	7 SETTIMO N. Honda 2'20.793 SP1	32	13 IOZZO D. Honda 2'21.015 SP1	33	97 KAPPLER M. KTM 2'21.432 SP1
12	44 LOCHOFF S. Yamaha 2'21.962 SP1	35	58 FINOCCHIARO T. Honda 2'22.109 SP1	36	37 KUCERA R. Kawasaki 2'25.437 SP1
13	73 SCHWARZ V. Yamaha 2'25.712 SP1	38	32 PELIKANOVA A. Yamaha 2'26.885 SP1		

10/06/2018 Jury President

These data/results cannot be reproduced, stored and/or transmitted in whole or in part by any manner of electronic, mechanical, photocopying, recording, broadcasting or otherwise now known or herein after developed without the previous express consent by the copyright owner, except for reproduction in daily press and regular printed publications on sale to the public within 60 days of the event related to those data/results and always provided that copyright symbol appears together as follows below.

© DORNA WSBK ORGANIZATION Srl 2018

