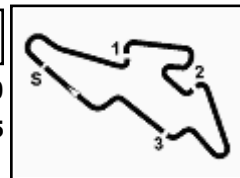




7.1
STK1000
120/05



Automotodrom Brno 5.403 m

1 / 2

ACERBIS Czech Round, 8 - 10 June 2018

Superstock 1000 - Results Race

Laps 12 = 64,836 Km - Time of Race 26'59.039 - Avg. 144,166 km/h

Pos	Race	Grid	No. Rider	Nat	Team	Bike	LL	Gap	Fastest Lap	Speed	Qualifying		Ranking		
											Time	Speed	R	Tot	Pos
1	2	7	M. SCHEIB	CHI	Aprilia Racing Team	Aprilia RSV4 RF	12		2'13.077	263,4	2'01.357	275,5	25	90	2
2	8	52	A. DELBIANCO	ITA	GULF ALTHEA BMW Racing Team	BMW S 1000 RR	12	2.498	2'12.618	265,4	2'02.615	278,4	20	35	7
3	4	21	F. MARINO	FRA	URBIS Yamaha Motoxacing STK Team	Yamaha YZF R1	12	2.880	2'13.101	262,8	2'01.540	276,2	16	58	5
4	1	28	M. REITERBERGER	GER	alpha Racing-Van Zon-BMW	BMW S 1000 RR	12	9.088	2'13.533	262,8	2'00.855	275,5	13	99	1
5	14	9	A. MANTOVANI	ITA	Nuova M2 Racing	Aprilia RSV4 RF	12	9.257	2'12.922	261,5	2'03.639	274,1	11	19	12
6	5	70	L. VITALI	ITA	Aprilia Racing Team	Aprilia RSV4 RF	12	31.544	2'14.309	265,4	2'01.819	277,6	10	52	6
7	6	15	F. SANDI	ITA	MOTOCORSA Racing	Ducati 1199 Panigale R	12	36.280	2'14.459	262,1	2'01.869	279,1	9	61	4
8	3	2	R. TAMBURINI	ITA	Berclaz Racing Team	BMW S 1000 RR	12	36.471	2'13.747	264,1	2'01.421	282,0	8	84	3
9	10	84	R. RUSSO	ITA	C.M. Racing	Kawasaki ZX-10RR	12	59.555	2'17.017	259,6	2'03.292	273,4	7	30	8
10	13	6	E. PUSCEDDU	ITA	D.K. Racing	BMW S 1000 RR	12	1'16.317	2'18.673	249,4	2'03.639	274,1	6	7	19
11	16	77	T. ALBERTO	PHI	MOTOCORSA Racing	Ducati 1199 Panigale R	12	1'17.552	2'17.006	261,5	2'04.475	276,2	5	12	15
12	9	16	G. RUIU	ITA	Team Pedercini Racing	Kawasaki ZX-10RR	12	1'18.881	2'17.550	258,4	2'03.178	276,9	4	27	9
13	21	10	A. YEGIN	TUR	Nutec - Benjan - Kawasaki	Kawasaki ZX-10RR	12	1'31.477	2'18.083	254,7	2'07.399	271,4	3	3	23
14	7	45	J. BUEHN	GER	alpha Racing-Van Zon-BMW	BMW S 1000 RR	12	1'31.731	2'18.148	254,1	2'02.436	277,6	2	18	13
15	20	46	M. CUDEVILLE	FRA	Flembbo Leader Team	Kawasaki ZX-10RR	12	1'32.609	2'17.439	252,3	2'06.161	266,0	1	3	24
16	11	51	E. VIONNET	SUI	MOTOS VIONNET	BMW S 1000 RR	12	1'40.842	2'19.574	258,4	2'03.581	278,4		9	17
17	18	31	V. SUCHET	SUI	Flembbo Leader Team	Kawasaki ZX-10RR	12	1'43.265	2'18.201	256,5	2'04.875	272,0		5	21
18	19	69	D. JUDA	CZE	TME Racing	BMW S 1000 RR	12	2'01.212	2'19.498	251,2	2'05.202	268,7			
19	17	82	K. PESEK	CZE	Uniserv	Kawasaki ZX-10RR	12	2'17.207	2'23.008	256,5	2'04.873	274,8			
-----Not Classified-----															
RET	15	59	A. SCHACHT	DEN	EAB SCHACHT Racing Team	Ducati 1199 Panigale R	3	9 Laps	2'22.939	246,6	2'03.984	273,4		12	14
RET	12	23	L. SALVADORI	ITA	Berclaz Racing Team	BMW S 1000 RR	0				2'03.605	276,2		20	11

AIR	Humidity:	82%	Temp:	20°C
TRACK	Condition:	Wet	Temp:	30°C

Records	Pole (QP)	2018	M.Reiterberger	2'00.855	160,94 Km/h
	Race (RC)	2009	M.Berger	2'03.119	157,98 Km/h
	Circuit (QP)	2018	M.Reiterberger	2'00.855	160,94 Km/h
Race Fastest Lap	Lap 10	A.Delbianco	2'12.618	146,67 Km/h	

LAP LEADERS				
No. Rider	From	To	Laps	Total
7 M. SCHEIB	1	12	12	12

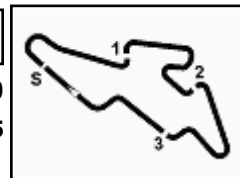
TOTAL LEADER LAPS	
No. Rider	Laps
28 M. REITERBERGER	36
7 M. SCHEIB	24
11 M. FERRARI	6
15 F. SANDI	2

Start 10/06/2018 15:18 End 15:47 The results are provisional until the end of the time limit for protests and appeals and the completion of the technical checks.

These data/results cannot be reproduced, stored and/or transmitted in whole or in part by any manner of electronic, mechanical, photocopying, recording, broadcasting or otherwise now known or herein after developed without the previous express consent by the copyright owner, except for reproduction in daily press and regular printed publications on sale to the public within 60 days of the event related to those data/results and always provided that copyright symbol appears together as follows below.

© DORNA WSBK ORGANIZATION Srl 2018





ACERBIS Czech Round, 8 - 10 June 2018

Superstock 1000 - Results Race

Race Highlights

Time	No. Rider	Description
15.07.00		WET RACE
15.14.56		Warm-up Lap Start
15.18.37		Start
15.19.10	23 Salvadori	Crashed - Turn 2
15.19.31	23 Salvadori	Out
15.21.39	69 Juda	Crashed - Turn 3
15.22.01	69 Juda	Re-joined
15.22.13		No Jump Start
15.25.46	59 Schacht	Entered Pits
15.30.14	59 Schacht	Retired
15.47.41		End Of Session

The results are provisional until the end of the time limit for protests and appeals and the completion of the technical checks.

These data/results cannot be reproduced, stored and/or transmitted in whole or in part by any manner of electronic, mechanical, photocopying, recording, broadcasting or otherwise now known or herein after developed without the previous express consent by the copyright owner, except for reproduction in daily press and regular printed publications on sale to the public within 60 days of the event related to those data/results and always provided that copyright symbol appears together as follows below.

© DORNA WSBK ORGANIZATION Srl 2018

FKR PERUGIA TIMING



Official Tyre Supplier

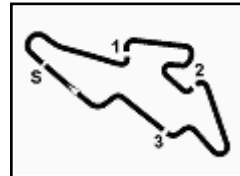


Official Timekeeper



7.2

STK1000
120/05



Automotodrom Brno 5.403 m

1 / 2

ACERBIS Czech Round, 8 - 10 June 2018

Superstock 1000 - Lap Chart Race

		Lap											
	1	2	3	4	5	6	7	8	9	10	11	12	
1	7	7	7	7	7	7	7	7	7	7	7	7	7
2	28	28	21	21	21	21	21	21	21	21	21	21	52
3	21	21	28	28	28	28	28	52	52	52	52	21	21
4	70	52	52	52	52	52	52	28	28	28	28	28	28
5	52	70	70	9	9	9	9	9	9	9	9	9	9
6	9	9	9	70	70	70	70	70	70	70	70	70	70
7	2	15	15	15	15	15	15	15	15	15	15	15	15
8	15	2	2	2	2	2	2	2	2	2	2	2	2
9	69	84	84	84	84	84	84	84	84	84	84	84	84
10	51	59	6	6	6	6	6	6	6	6	6	6	6
11	84	6	16	16	16	16	16	16	16	16	77	77	77
12	6	51	51	10	10	77	77	77	77	77	16	16	16
13	59	16	10	51	77	10	10	10	10	10	45	10	10
14	16	10	77	77	51	45	45	45	45	45	10	45	45
15	77	77	59	45	45	51	46	46	46	46	46	46	46
16	10	45	45	46	46	46	51	51	51	51	51	51	51
17	31	31	46	31	31	31	31	31	31	31	31	31	31
18	45	46	31	82	82	82	69	69	69	69	69	69	69
19	46	82	82	69	69	69	82	82	82	82	82	82	82
20	82	69	69										

Final Result		
1	7 M. SCHEIB	Laps 12
2	52 A. DELBIANCO	2.498
3	21 F. MARINO	2.880
4	28 M. REITERBERGER	9.088
5	9 A. MANTOVANI	9.257
6	70 L. VITALI	31.544
7	15 F. SANDI	36.280
8	2 R. TAMBURINI	36.471
9	84 R. RUSSO	59.555
10	6 E. PUSCEDDU	1'16.317
11	77 T. ALBERTO	1'17.552
12	16 G. RUIU	1'18.881
13	10 A. YEGIN	1'31.477
14	45 J. BUEHN	1'31.731
15	46 M. CUDEVILLE	1'32.609
16	51 E. VIONNET	1'40.842
17	31 V. SUCHET	1'43.265
18	69 D. JUDA	2'01.212
19	82 K. PESEK	2'17.207
RET	59 A. SCHACHT	9 Laps
RET	23 L. SALVADORI	

10/06/2018

These data/results cannot be reproduced, stored and/or transmitted in whole or in part by any manner of electronic, mechanical, photocopying, recording, broadcasting or otherwise now known or herein after developed without the previous express consent by the copyright owner, except for reproduction in daily press and regular printed publications on sale to the public within 60 days of the event related to those data/results and always provided that copyright symbol appears together as follows below.

© DORNA WSBK ORGANIZATION Srl 2018

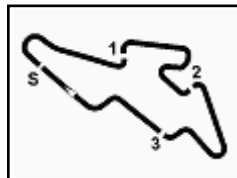
FCR PERUGIA TIMING



Official Tyre Supplier



Official Timekeeper


ACERBIS Czech Round, 8 - 10 June 2018
Superstock 1000 - Lap Chart Race
Lap 1

1	7	M.Scheib	15:20'42.378
2	28	M.Reiterberger	2.053
3	21	F.Marino	2.628
4	70	L.Vitali	3.513
5	52	A.Delbianco	4.166
6	9	A.Mantovani	4.847
7	2	R.Tamburini	7.042
8	15	F.Sandi	7.410
9	69	D.Juda	7.624
10	51	E.Vionnet	11.589
11	84	R.Russo	11.931
12	6	E.Pusceddu	12.301
13	59	A.Schacht	12.446
14	16	G.Ruiu	13.063
15	77	T.Alberto	14.981
16	10	A.Yegin	15.369
17	31	V.Suchet	15.939
18	45	J.Buehn	16.293
19	46	M.Cudeville	17.979
20	82	K.Pesek	19.823

Lap 2

1	7	M.Scheib	15:22'59.634
2	28	M.Reiterberger	3.014
3	21	F.Marino	3.053
4	52	A.Delbianco	4.203
5	70	L.Vitali	5.480
6	9	A.Mantovani	6.232
7	15	F.Sandi	10.966
8	2	R.Tamburini	11.582
9	84	R.Russo	17.406
10	59	A.Schacht	18.129
11	6	E.Pusceddu	19.436
12	51	E.Vionnet	21.050
13	16	G.Ruiu	21.147
14	10	A.Yegin	23.891
15	77	T.Alberto	24.960
16	45	J.Buehn	26.514
17	31	V.Suchet	28.651
18	46	M.Cudeville	28.973
19	82	K.Pesek	32.059
20	69	D.Juda	54.363

Lap 3

1	7	M.Scheib	15:25'15.332
2	21	F.Marino	3.259
3	28	M.Reiterberger	4.307
4	52	A.Delbianco	4.838
5	70	L.Vitali	7.151
6	9	A.Mantovani	7.401
7	15	F.Sandi	14.905
8	2	R.Tamburini	16.166
9	84	R.Russo	21.739
10	6	E.Pusceddu	24.768
11	16	G.Ruiu	29.118
12	51	E.Vionnet	31.085
13	10	A.Yegin	33.198
14	77	T.Alberto	34.300
15	59	A.Schacht	34.610
16	45	J.Buehn	35.285
17	46	M.Cudeville	38.797
18	31	V.Suchet	41.081
19	82	K.Pesek	43.849
20	69	D.Juda	1'00.220

Lap 4

1	7	M.Scheib	15:27'30.576
2	21	F.Marino	3.129
3	28	M.Reiterberger	4.279
4	52	A.Delbianco	4.788
5	9	A.Mantovani	8.713
6	70	L.Vitali	8.784
7	15	F.Sandi	17.795

8	2	R.Tamburini	19.200
9	84	R.Russo	25.266
10	6	E.Pusceddu	29.465
11	16	G.Ruiu	35.158
12	10	A.Yegin	40.112
13	51	E.Vionnet	40.938
14	77	T.Alberto	41.035
15	45	J.Buehn	43.241
16	46	M.Cudeville	46.425
17	31	V.Suchet	51.197
18	82	K.Pesek	54.424
19	69	D.Juda	1'05.317

Lap 5

1	7	M.Scheib	15:29'44.868
2	21	F.Marino	2.928
3	28	M.Reiterberger	4.200
4	52	A.Delbianco	4.726
5	9	A.Mantovani	9.831
6	70	L.Vitali	10.317
7	15	F.Sandi	20.803
8	2	R.Tamburini	22.271
9	84	R.Russo	29.596
10	6	E.Pusceddu	34.662
11	16	G.Ruiu	41.715
12	10	A.Yegin	46.904
13	77	T.Alberto	47.109
14	51	E.Vionnet	50.732
15	45	J.Buehn	50.983
16	46	M.Cudeville	53.415
17	31	V.Suchet	1'00.613
18	82	K.Pesek	1'04.937
19	69	D.Juda	1'11.292

Lap 6

1	7	M.Scheib	15:31'58.598
2	21	F.Marino	2.902
3	28	M.Reiterberger	4.491
4	52	A.Delbianco	5.322
5	9	A.Mantovani	10.361
6	70	L.Vitali	11.431
7	15	F.Sandi	24.007
8	2	R.Tamburini	25.556
9	84	R.Russo	33.518
10	6	E.Pusceddu	40.165
11	16	G.Ruiu	48.085
12	77	T.Alberto	52.319
13	10	A.Yegin	54.452
14	45	J.Buehn	58.683
15	51	E.Vionnet	59.345
16	46	M.Cudeville	1'00.531
17	31	V.Suchet	1'08.551
18	82	K.Pesek	1'15.757
19	69	D.Juda	1'17.746

Lap 7

1	7	M.Scheib	15:34'12.132
2	21	F.Marino	2.661
3	28	M.Reiterberger	4.490
4	52	A.Delbianco	5.176
5	9	A.Mantovani	10.354
6	70	L.Vitali	12.206
7	15	F.Sandi	26.761
8	2	R.Tamburini	28.512
9	84	R.Russo	37.497
10	6	E.Pusceddu	46.034
11	16	G.Ruiu	54.120
12	77	T.Alberto	57.287
13	10	A.Yegin	1'01.144
14	45	J.Buehn	1'05.190
15	46	M.Cudeville	1'07.485
16	51	E.Vionnet	1'07.685
17	31	V.Suchet	1'15.592
18	69	D.Juda	1'24.180
19	82	K.Pesek	1'26.629

Lap 8

1	7	M.Scheib	15:36'25.209
2	21	F.Marino	3.226
3	52	A.Delbianco	4.882
4	28	M.Reiterberger	5.839
5	9	A.Mantovani	10.754
6	70	L.Vitali	13.650
7	15	F.Sandi	29.029
8	2	R.Tamburini	30.963
9	84	R.Russo	41.437
10	6	E.Pusceddu	52.214
11	16	G.Ruiu	59.862
12	77	T.Alberto	1'01.346
13	10	A.Yegin	1'07.912
14	45	J.Buehn	1'11.042
15	46	M.Cudeville	1'13.776
16	51	E.Vionnet	1'14.756
17	31	V.Suchet	1'21.943
18	69	D.Juda	1'30.738
19	82	K.Pesek	1'37.297

Lap 9

1	7	M.Scheib	15:38'38.439
2	21	F.Marino	3.294
3	52	A.Delbianco	4.305
4	28	M.Reiterberger	6.257
5	9	A.Mantovani	10.446
6	70	L.Vitali	15.439
7	15	F.Sandi	31.574
8	2	R.Tamburini	33.032
9	84	R.Russo	45.516
10	6	E.Pusceddu	59.093
11	16	G.Ruiu	1'04.874
12	77	T.Alberto	1'05.391
13	10	A.Yegin	1'13.926
14	45	J.Buehn	1'16.482
15	46	M.Cudeville	1'19.072
16	51	E.Vionnet	1'21.202
17	31	V.Suchet	1'27.977
18	69	D.Juda	1'37.249
19	82	K.Pesek	1'47.338

Lap 10

1	7	M.Scheib	15:40'51.574
2	21	F.Marino	3.467
3	52	A.Delbianco	3.788
4	28	M.Reiterberger	7.452
5	9	A.Mantovani	10.302
6	70	L.Vitali	17.816
7	15	F.Sandi	34.282
8	2	R.Tamburini	35.163
9	84	R.Russo	49.976
10	6	E.Pusceddu	1'05.562
11	16	G.Ruiu	1'10.759
12	77	T.Alberto	1'10.962
13	10	A.Yegin	1'19.860
14	45	J.Buehn	1'21.495
15	46	M.Cudeville	1'23.844
16	51	E.Vionnet	1'28.468
17	31	V.Suchet	1'34.057
18	69	D.Juda	1'43.612
19	82	K.Pesek	1'57.798

Lap 11

1	7	M.Scheib	15:43'04.833
2	21	F.Marino	3.309
3	52	A.Delbianco	3.662
4	28	M.Reiterberger	8.535
5	9	A.Mantovani	10.004
6	70	L.Vitali	20.737
7	15	F.Sandi	36.019
8	2	R.Tamburini	36.922
9	84	R.Russo	54.801

10	6	E.Pusceddu	1'10.976
11	77	T.Alberto	1'14.744
12	16	G.Ruiu	1'15.529
13	45	J.Buehn	1'27.150
14	10	A.Yegin	1'27.592
15	46	M.Cudeville	1'28.024
16	51	E.Vionnet	1'35.466
17	31	V.Suchet	1'38.999
18	69	D.Juda	1'50.158
19	82	K.Pesek	2'07.547

Lap 12

1	7	M.Scheib	15:45'19.031
2	52	A.Delbianco	2.498
3	21	F.Marino	2.880
4	28	M.Reiterberger	9.088
5	9	A.Mantovani	9.257
6	70	L.Vitali	31.544
7	15	F.Sandi	36.280
8	2	R.Tamburini	36.471
9	84	R.Russo	59.555
10	6	E.Pusceddu	1'16.317
11	77	T.Alberto	1'17.552
12	16	G.Ruiu	1'18.881
13	10	A.Yegin	1'31.477
14	45	J.Buehn	1'31.731
15	46	M.Cudeville	1'32.609
16	51	E.Vionnet	1'40.842
17	31	V.Suchet	1'43.265
18	69	D.Juda	2'01.212
19	82	K.Pesek	2'17.207

10/06/2018

These data/results cannot be reproduced, stored and/or transmitted in whole or in part by any manner of electronic, mechanical, photocopying, recording, broadcasting or otherwise now known or herein after developed without the previous express consent by the copyright owner, except for reproduction in daily press and regular printed publications on sale to the public within 60 days of the event related to those data/results and always provided that copyright symbol appears together as follows below.

© DORNA WSBK ORGANIZATION Srl 2018


ACERBIS Czech Round, 8 - 10 June 2018
Superstock 1000 - Best Sector & Speed Race
RESULTS

1	7 M. SCHEIB	Aprilia RSV4 RF	Laps 12
2	52 A. DELBIANCO	BMW S 1000 RR	2.498
3	21 F. MARINO	Yamaha YZF R1	2.880
4	28 M. REITERBERGER	BMW S 1000 RR	9.088
5	9 A. MANTOVANI	Aprilia RSV4 RF	9.257
6	70 L. VITALI	Aprilia RSV4 RF	31.544
7	15 F. SANDI	Ducati 1199 Panigale R	36.280
8	2 R. TAMBURINI	BMW S 1000 RR	36.471
9	84 R. RUSSO	Kawasaki ZX-10RR	59.555
10	6 E. PUSCEDDU	BMW S 1000 RR	1'16.317
11	77 T. ALBERTO	Ducati 1199 Panigale R	1'17.552
12	16 G. RUIU	Kawasaki ZX-10RR	1'18.881
13	10 A. YEGIN	Kawasaki ZX-10RR	1'31.477
14	45 J. BUEHN	BMW S 1000 RR	1'31.731
15	46 M. CUDEVILLE	Kawasaki ZX-10RR	1'32.609
16	51 E. VIONNET	BMW S 1000 RR	1'40.842
17	31 V. SUCHET	Kawasaki ZX-10RR	1'43.265
18	69 D. JUDA	BMW S 1000 RR	2'01.212
19	82 K. PESEK	Kawasaki ZX-10RR	2'17.207
RET	59 A. SCHACHT	Ducati 1199 Panigale R	9 Laps
RET	23 L. SALVADORI	BMW S 1000 RR	

SPEED

1	52 A. DELBIANCO	BMW S 1000 RR	265,4
2	70 L. VITALI	Aprilia RSV4 RF	265,4
3	2 R. TAMBURINI	BMW S 1000 RR	264,1
4	7 M. SCHEIB	Aprilia RSV4 RF	263,4
5	21 F. MARINO	Yamaha YZF R1	262,8
6	28 M. REITERBERGER	BMW S 1000 RR	262,8
7	15 F. SANDI	Ducati 1199 Panigale R	262,1
8	77 T. ALBERTO	Ducati 1199 Panigale R	261,5
9	9 A. MANTOVANI	Aprilia RSV4 RF	261,5
10	84 R. RUSSO	Kawasaki ZX-10RR	259,6
11	51 E. VIONNET	BMW S 1000 RR	258,4
12	16 G. RUIU	Kawasaki ZX-10RR	258,4
13	31 V. SUCHET	Kawasaki ZX-10RR	256,5
14	82 K. PESEK	Kawasaki ZX-10RR	256,5
15	10 A. YEGIN	Kawasaki ZX-10RR	254,7
16	45 J. BUEHN	BMW S 1000 RR	254,1
17	46 M. CUDEVILLE	Kawasaki ZX-10RR	252,3
18	69 D. JUDA	BMW S 1000 RR	251,2
19	6 E. PUSCEDDU	BMW S 1000 RR	249,4
20	59 A. SCHACHT	Ducati 1199 Panigale R	246,6

SEG. 1

1	52 A. DELBIANCO	33.615
2	21 F. MARINO	33.982
3	7 M. SCHEIB	34.046
4	28 M. REITERBERGER	34.070
5	9 A. MANTOVANI	34.156
6	70 L. VITALI	34.456
7	2 R. TAMBURINI	34.522
8	15 F. SANDI	34.592
9	84 R. RUSSO	35.077
10	77 T. ALBERTO	35.193
11	46 M. CUDEVILLE	35.225
12	31 V. SUCHET	35.365
13	16 G. RUIU	35.407
14	10 A. YEGIN	35.451
15	6 E. PUSCEDDU	35.641
16	51 E. VIONNET	35.642
17	45 J. BUEHN	35.657
18	69 D. JUDA	35.773
19	59 A. SCHACHT	36.323
20	82 K. PESEK	36.706

SEG. 2

1	52 A. DELBIANCO	39.847
2	7 M. SCHEIB	39.870
3	9 A. MANTOVANI	39.940
4	21 F. MARINO	40.001
5	28 M. REITERBERGER	40.100
6	2 R. TAMBURINI	40.400
7	15 F. SANDI	40.494
8	70 L. VITALI	40.702
9	84 R. RUSSO	41.184
10	77 T. ALBERTO	41.339
11	46 M. CUDEVILLE	41.464
12	16 G. RUIU	41.509
13	31 V. SUCHET	41.574
14	6 E. PUSCEDDU	41.646
15	69 D. JUDA	41.717
16	45 J. BUEHN	41.885
17	10 A. YEGIN	41.991
18	51 E. VIONNET	42.100
19	59 A. SCHACHT	42.438
20	82 K. PESEK	43.572

SEG. 3

1	9 A. MANTOVANI	36.255
2	52 A. DELBIANCO	36.390
3	21 F. MARINO	36.678
4	2 R. TAMBURINI	36.678
5	28 M. REITERBERGER	36.725
6	7 M. SCHEIB	36.726
7	70 L. VITALI	36.809
8	15 F. SANDI	36.906
9	77 T. ALBERTO	37.487
10	10 A. YEGIN	37.544
11	16 G. RUIU	37.553
12	46 M. CUDEVILLE	37.575
13	84 R. RUSSO	37.616
14	45 J. BUEHN	37.732
15	6 E. PUSCEDDU	37.891
16	31 V. SUCHET	37.938
17	69 D. JUDA	38.078
18	51 E. VIONNET	38.464
19	59 A. SCHACHT	38.665
20	82 K. PESEK	39.089

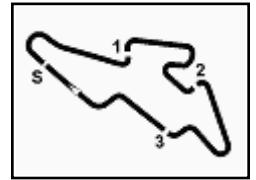
SEG. 4

1	2 R. TAMBURINI	22.147
2	7 M. SCHEIB	22.221
3	15 F. SANDI	22.288
4	21 F. MARINO	22.292
5	9 A. MANTOVANI	22.292
6	28 M. REITERBERGER	22.304
7	70 L. VITALI	22.313
8	52 A. DELBIANCO	22.318
9	16 G. RUIU	22.814
10	84 R. RUSSO	22.823
11	77 T. ALBERTO	22.849
12	45 J. BUEHN	22.858
13	10 A. YEGIN	23.019
14	46 M. CUDEVILLE	23.110
15	31 V. SUCHET	23.119
16	51 E. VIONNET	23.148
17	69 D. JUDA	23.242
18	6 E. PUSCEDDU	23.278
19	82 K. PESEK	23.446
20	59 A. SCHACHT	23.647

10/06/2018

These data/results cannot be reproduced, stored and/or transmitted in whole or in part by any manner of electronic, mechanical, photocopying, recording, broadcasting or otherwise now known or herein after developed without the previous express consent by the copyright owner, except for reproduction in daily press and regular printed publications on sale to the public within 60 days of the event related to those data/results and always provided that copyright symbol appears together as follows below.

© DORNA WSBK ORGANIZATION Srl 2018



ACERBIS Czech Round, 8 - 10 June 2018

Superstock 1000 - Chronological Analysis Race

Automotodrom Brno 5.403 m

Start at 15:18'19.992

1 / 3

1° 7 M. SCHEIB (2'13.077)							
Lap	Seg.1	Seg.2	Seg.3	Seg.4	Lap Time	km/h	Local Time
1		41.492	37.234	22.846	2'22.386		15:20'42.378
2	36.296	41.365	36.984	22.611	2'17.256	256,5	15:22'59.634
3	35.326	40.668	36.917	22.787	2'15.698	259,6	15:25'15.332
4	35.075	40.653	37.013	22.503	2'15.244	261,5	15:27'30.576
5	34.789	40.245	36.867	22.391	2'14.292	261,5	15:29'44.868
6	34.416	40.033	36.906	22.375	2'13.730	263,4	15:31'58.598
7	34.323	40.045	36.768	22.398	2'13.534	263,4	15:34'12.132
8	34.046	39.870	36.934	22.227	2'13.077	262,8	15:36'25.209
9	34.268	39.919	36.726	22.317	2'13.230	263,4	15:38'38.439
10	34.104	39.979	36.831	22.221	2'13.135	262,1	15:40'51.574
11	34.224	39.890	36.892	22.253	2'13.259	263,4	15:43'04.833
12	34.305	40.244	36.833	22.816	2'14.198	262,8	15:45'19.031

3	35.569	41.596	36.854	22.848	2'16.867	258,4	15:25'22.733
4	35.165	41.425	37.064	22.902	2'16.556	261,5	15:27'39.289
5	34.999	41.094	36.631	22.686	2'15.410	256,5	15:29'54.699
6	34.908	40.523	36.440	22.389	2'14.260	259,6	15:32'08.959
7	34.465	40.224	36.353	22.485	2'13.527	259,0	15:34'22.486
8	34.454	40.278	36.255	22.490	2'13.477	260,2	15:36'35.963
9	34.173	39.993	36.341	22.415	2'12.922	259,6	15:38'48.885
10	34.415	39.940	36.344	22.292	2'12.991	259,6	15:41'01.876
11	34.156	39.940	36.497	22.368	2'12.961	260,2	15:43'14.837
12	34.294	40.151	36.408	22.598	2'13.451	260,9	15:45'28.288

2° 52 A. DELBIANCO (2'12.618)							
Lap	Seg.1	Seg.2	Seg.3	Seg.4	Lap Time	km/h	Local Time
1		42.713	37.819	23.572	2'26.552		15:20'46.544
2	35.771	41.494	37.257	22.771	2'17.293	254,7	15:23'03.837
3	35.126	41.153	37.172	22.882	2'16.333	259,0	15:25'20.170
4	34.817	40.880	36.854	22.643	2'15.194	262,8	15:27'35.364
5	34.476	40.473	36.816	22.465	2'14.230	259,6	15:29'49.594
6	34.345	40.851	36.663	22.467	2'14.326	263,4	15:32'03.920
7	33.988	40.437	36.579	22.384	2'13.388	263,4	15:34'17.308
8	33.981	40.094	36.390	22.318	2'12.783	264,7	15:36'30.091
9	33.716	39.847	36.605	22.485	2'12.653	265,4	15:38'42.744
10	33.615	40.109	36.475	22.419	2'12.618	264,7	15:40'55.362
11	33.926	40.403	36.483	22.321	2'13.133	262,8	15:43'08.495
12	33.876	40.165	36.636	22.357	2'13.034	264,1	15:45'21.529

6° 70 L. VITALI (2'14.309)							
Lap	Seg.1	Seg.2	Seg.3	Seg.4	Lap Time	km/h	Local Time
1		42.552	38.131	23.231	2'25.899		15:20'45.891
2	36.586	41.970	37.734	22.933	2'19.223	257,1	15:23'05.114
3	35.366	41.648	37.673	22.682	2'17.369	262,1	15:25'22.483
4	35.009	41.440	37.549	22.879	2'16.877	264,7	15:27'39.360
5	35.328	41.156	36.879	22.462	2'15.825	254,1	15:29'55.185
6	34.722	40.993	36.814	22.315	2'14.844	264,1	15:32'10.029
7	34.485	40.702	36.809	22.313	2'14.309	264,7	15:34'24.338
8	34.456	40.871	36.880	22.314	2'14.521	265,4	15:36'38.859
9	34.682	40.866	36.946	22.525	2'15.019	264,1	15:38'53.878
10	34.896	41.128	36.993	22.495	2'15.512	259,6	15:41'09.390
11	34.961	41.255	37.314	22.650	2'16.180	262,8	15:43'25.570
12	35.201	42.938	43.710	23.156	2'25.005	256,5	15:45'50.575

3° 21 F. MARINO (2'13.101)							
Lap	Seg.1	Seg.2	Seg.3	Seg.4	Lap Time	km/h	Local Time
1		42.018	38.079	23.379	2'25.014		15:20'45.006
2	36.021	41.369	37.471	22.820	2'17.681	259,0	15:23'02.687
3	35.325	40.673	37.050	22.856	2'15.904	260,9	15:25'18.591
4	34.892	40.613	37.000	22.609	2'15.114	259,6	15:27'33.705
5	34.474	40.301	36.815	22.501	2'14.091	259,6	15:29'47.796
6	34.321	40.264	36.827	22.292	2'13.704	261,5	15:32'01.500
7	34.054	40.162	36.683	22.394	2'13.293	262,1	15:34'14.793
8	34.162	40.255	36.862	22.363	2'13.642	261,5	15:36'28.435
9	34.044	40.041	36.733	22.480	2'13.298	262,8	15:38'41.733
10	34.069	40.118	36.678	22.443	2'13.308	262,8	15:40'55.041
11	33.982	40.001	36.799	22.319	2'13.101	261,5	15:43'08.142
12	34.324	40.364	36.696	22.385	2'13.769	261,5	15:45'21.911

7° 15 F. SANDI (2'14.459)							
Lap	Seg.1	Seg.2	Seg.3	Seg.4	Lap Time	km/h	Local Time
1		43.878	38.767	23.815	2'29.796		15:20'49.788
2	37.084	42.384	38.043	23.301	2'20.812	236,3	15:23'10.600
3	36.424	42.197	37.914	23.102	2'19.637	248,8	15:25'30.237
4	35.815	41.765	37.598	22.956	2'18.134	259,0	15:27'48.371
5	35.641	41.314	37.451	22.894	2'17.300	255,3	15:30'05.671
6	35.435	41.384	37.321	22.794	2'16.934	258,4	15:32'22.605
7	35.331	41.094	37.164	22.699	2'16.288	254,7	15:34'38.893
8	34.924	40.739	37.152	22.530	2'15.345	256,5	15:36'54.238
9	35.018	40.832	37.219	22.706	2'15.775	259,0	15:39'10.013
10	35.090	40.782	37.224	22.747	2'15.843	257,8	15:41'25.856
11	34.988	40.708	37.012	22.288	2'14.996	260,2	15:43'40.852
12	34.592	40.494	36.906	22.467	2'14.459	262,1	15:45'55.311

4° 28 M. REITERBERGER (2'13.533)							
Lap	Seg.1	Seg.2	Seg.3	Seg.4	Lap Time	km/h	Local Time
1		42.219	37.828	23.295	2'24.439		15:20'44.431
2	35.959	41.617	37.634	23.007	2'18.217	255,9	15:23'02.648
3	35.766	41.261	37.191	22.773	2'16.991	252,9	15:25'19.639
4	35.015	40.796	36.928	22.477	2'15.216	259,0	15:27'34.855
5	34.523	40.422	36.834	22.434	2'14.213	260,9	15:29'49.068
6	34.392	40.331	36.838	22.460	2'14.021	261,5	15:32'03.089
7	34.340	40.100	36.782	22.311	2'13.533	261,5	15:34'16.622
8	34.281	40.252	37.589	22.304	2'14.426	262,1	15:36'31.048
9	34.070	40.225	36.725	22.628	2'13.648	262,8	15:38'44.696
10	34.194	40.689	37.016	22.431	2'14.330	262,1	15:40'59.026
11	34.236	40.573	37.056	22.477	2'14.342	262,1	15:43'13.368
12	34.531	40.567	37.088	22.565	2'14.751	260,2	15:45'28.119

8° 2 R. TAMBURINI (2'13.747)							
Lap	Seg.1	Seg.2	Seg.3	Seg.4	Lap Time	km/h	Local Time
1		43.940	38.848	23.630	2'29.428		15:20'49.420
2	36.803	42.784	38.963	23.246	2'21.796	247,1	15:23'11.216
3	36.526	42.592	38.192	22.972	2'20.282	246,0	15:25'31.498
4	35.992	41.838	37.646	22.802	2'18.278	251,7	15:27'49.776
5	35.553	41.441	37.675	22.694	2'17.363	259,0	15:30'07.139
6	35.293	41.380	37.654	22.688	2'17.015	264,1	15:32'24.154
7	35.341	41.206	37.261	22.682	2'16.490	261,5	15:34'40.644
8	34.855	40.979	37.210	22.484	2'15.528	264,1	15:36'56.172
9	34.774	40.883	37.179	22.463	2'15.299	262,8	15:39'11.471
10	34.852	40.852	37.037	22.525	2'15.266	263,4	15:41'26.737
11	34.763	40.793	37.119	22.343	2'15.018	260,9	15:43'41.755
12	34.522	40.400	36.678	22.147	2'13.747	264,1	15:45'55.502

5° 9 A. MANTOVANI (2'12.922)							
Lap	Seg.1	Seg.2	Seg.3	Seg.4	Lap Time	km/h	Local Time
1		43.312	37.921	23.349	2'27.233		15:20'47.225
2	36.064	42.187	37.314	23.076	2'18.641	250,6	15:23'05.866

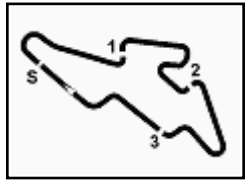
9° 84 R. RUSSO (2'17.017)							
Lap	Seg.1	Seg.2	Seg.3	Seg.4	Lap Time	km/h	Local Time
1		44.656	39.835	24.267	2'34.317		15:20'54.309
2	37.465	42.941	38.698	23.627	2'22.731	247,1	15:23'17.040
3	36.303	42.062	38.335	23.331	2'20.031	254,1	15:25'37.071
4	35.810	41.728	38.080	23.153	2'18.771	257,8	15:27'55.842
5	35.689	41.559	38.255	23.119	2'18.622	257,8	15:30'14.464
6	35.683	41.361	37.687	22.921	2'17.652	255,9	15:32'32.116

10/06/2018 P = Pits In/Out - C = Lap Time Cancelled

These data/results cannot be reproduced, stored and/or transmitted in whole or in part by any manner of electronic, mechanical, photocopying, recording, broadcasting or otherwise now known or herein after developed without the previous express consent by the copyright owner, except for reproduction in daily press and regular printed publications on sale to the public within 60 days of the event related to those data/results and always provided that copyright symbol appears together as follows below.

© DORNA WSBK ORGANIZATION Srl 2018





Automotodrom Brno 5.403 m

ACERBIS Czech Round, 8 - 10 June 2018

Superstock 1000 - Chronological Analysis Race

2 / 3

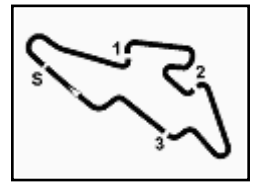
Start at 15:18'19.992

7	35.288	41.242	37.908	23.075	2'17.513	259,0	15:34'49.629	11	36.183	42.425	38.256	24.127	2'20.991	254,7	15:44'32.425																																																																																																															
8	35.077	41.501	37.616	22.823	2'17.017	258,4	15:37'06.646	12	35.451	42.069	37.544	23.019	2'18.083	252,3	15:46'50.508																																																																																																															
9	35.159	41.184	37.773	23.193	2'17.309	257,8	15:39'23.955	<table border="1"> <thead> <tr> <th colspan="2">14°</th> <th colspan="5">45 J. BUEHN (2'18.148)</th> </tr> <tr> <th>Lap</th> <th>Seg.1</th> <th>Seg.2</th> <th>Seg.3</th> <th>Seg.4</th> <th>Lap Time</th> <th>km/h</th> <th>Local Time</th> </tr> </thead> <tbody> <tr><td>1</td><td></td><td>46.937</td><td>40.199</td><td>24.615</td><td>2'38.679</td><td></td><td>15:20'58.671</td></tr> <tr><td>2</td><td>38.840</td><td>44.474</td><td>39.967</td><td>24.196</td><td>2'27.477</td><td>217,3</td><td>15:23'26.148</td></tr> <tr><td>3</td><td>37.637</td><td>43.833</td><td>39.067</td><td>23.932</td><td>2'24.469</td><td>240,0</td><td>15:25'50.617</td></tr> <tr><td>4</td><td>37.187</td><td>43.097</td><td>39.255</td><td>23.661</td><td>2'23.200</td><td>248,3</td><td>15:28'13.817</td></tr> <tr><td>5</td><td>36.699</td><td>42.967</td><td>38.829</td><td>23.539</td><td>2'22.034</td><td>248,8</td><td>15:30'35.851</td></tr> <tr><td>6</td><td>36.618</td><td>42.980</td><td>38.561</td><td>23.271</td><td>2'21.430</td><td>244,9</td><td>15:32'57.281</td></tr> <tr><td>7</td><td>36.039</td><td>42.509</td><td>38.316</td><td>23.177</td><td>2'20.041</td><td>250,0</td><td>15:35'17.322</td></tr> <tr><td>8</td><td>35.860</td><td>42.082</td><td>37.965</td><td>23.022</td><td>2'18.929</td><td>248,8</td><td>15:37'36.251</td></tr> <tr><td>9</td><td>35.854</td><td>41.885</td><td>37.864</td><td>23.067</td><td>2'18.670</td><td>254,1</td><td>15:39'54.921</td></tr> <tr><td>10</td><td>35.657</td><td>41.901</td><td>37.732</td><td>22.858</td><td>2'18.148</td><td>252,9</td><td>15:42'13.069</td></tr> <tr><td>11</td><td>35.721</td><td>41.943</td><td>37.761</td><td>23.489</td><td>2'18.914</td><td>251,2</td><td>15:44'31.983</td></tr> <tr><td>12</td><td>35.748</td><td>41.994</td><td>37.949</td><td>23.088</td><td>2'18.779</td><td>248,8</td><td>15:46'50.762</td></tr> </tbody> </table>							14°		45 J. BUEHN (2'18.148)					Lap	Seg.1	Seg.2	Seg.3	Seg.4	Lap Time	km/h	Local Time	1		46.937	40.199	24.615	2'38.679		15:20'58.671	2	38.840	44.474	39.967	24.196	2'27.477	217,3	15:23'26.148	3	37.637	43.833	39.067	23.932	2'24.469	240,0	15:25'50.617	4	37.187	43.097	39.255	23.661	2'23.200	248,3	15:28'13.817	5	36.699	42.967	38.829	23.539	2'22.034	248,8	15:30'35.851	6	36.618	42.980	38.561	23.271	2'21.430	244,9	15:32'57.281	7	36.039	42.509	38.316	23.177	2'20.041	250,0	15:35'17.322	8	35.860	42.082	37.965	23.022	2'18.929	248,8	15:37'36.251	9	35.854	41.885	37.864	23.067	2'18.670	254,1	15:39'54.921	10	35.657	41.901	37.732	22.858	2'18.148	252,9	15:42'13.069	11	35.721	41.943	37.761	23.489	2'18.914	251,2	15:44'31.983	12	35.748	41.994	37.949	23.088	2'18.779	248,8	15:46'50.762	
14°		45 J. BUEHN (2'18.148)																																																																																																																												
Lap	Seg.1	Seg.2	Seg.3	Seg.4	Lap Time	km/h	Local Time																																																																																																																							
1		46.937	40.199	24.615	2'38.679		15:20'58.671																																																																																																																							
2	38.840	44.474	39.967	24.196	2'27.477	217,3	15:23'26.148																																																																																																																							
3	37.637	43.833	39.067	23.932	2'24.469	240,0	15:25'50.617																																																																																																																							
4	37.187	43.097	39.255	23.661	2'23.200	248,3	15:28'13.817																																																																																																																							
5	36.699	42.967	38.829	23.539	2'22.034	248,8	15:30'35.851																																																																																																																							
6	36.618	42.980	38.561	23.271	2'21.430	244,9	15:32'57.281																																																																																																																							
7	36.039	42.509	38.316	23.177	2'20.041	250,0	15:35'17.322																																																																																																																							
8	35.860	42.082	37.965	23.022	2'18.929	248,8	15:37'36.251																																																																																																																							
9	35.854	41.885	37.864	23.067	2'18.670	254,1	15:39'54.921																																																																																																																							
10	35.657	41.901	37.732	22.858	2'18.148	252,9	15:42'13.069																																																																																																																							
11	35.721	41.943	37.761	23.489	2'18.914	251,2	15:44'31.983																																																																																																																							
12	35.748	41.994	37.949	23.088	2'18.779	248,8	15:46'50.762																																																																																																																							
<table border="1"> <thead> <tr> <th colspan="2">10°</th> <th colspan="5">6 E. PUSCEDDU (2'18.673)</th> </tr> <tr> <th>Lap</th> <th>Seg.1</th> <th>Seg.2</th> <th>Seg.3</th> <th>Seg.4</th> <th>Lap Time</th> <th>km/h</th> <th>Local Time</th> </tr> </thead> <tbody> <tr><td>1</td><td></td><td>44.819</td><td>40.209</td><td>24.460</td><td>2'34.687</td><td></td><td>15:20'54.679</td></tr> <tr><td>2</td><td>37.586</td><td>44.070</td><td>38.913</td><td>23.822</td><td>2'24.391</td><td>247,7</td><td>15:23'19.070</td></tr> <tr><td>3</td><td>36.480</td><td>42.518</td><td>38.414</td><td>23.618</td><td>2'21.030</td><td>246,0</td><td>15:25'40.100</td></tr> <tr><td>4</td><td>36.210</td><td>42.229</td><td>38.049</td><td>23.453</td><td>2'19.941</td><td>246,0</td><td>15:28'00.041</td></tr> <tr><td>5</td><td>35.744</td><td>42.196</td><td>38.108</td><td>23.441</td><td>2'19.489</td><td>248,3</td><td>15:30'19.530</td></tr> <tr><td>6</td><td>35.797</td><td>42.267</td><td>37.891</td><td>23.278</td><td>2'19.233</td><td>249,4</td><td>15:32'38.763</td></tr> <tr><td>7</td><td>35.787</td><td>42.186</td><td>38.005</td><td>23.425</td><td>2'19.403</td><td>248,3</td><td>15:34'58.166</td></tr> <tr><td>8</td><td>35.641</td><td>41.924</td><td>38.166</td><td>23.526</td><td>2'19.257</td><td>248,8</td><td>15:37'17.423</td></tr> <tr><td>9</td><td>36.171</td><td>42.420</td><td>38.183</td><td>23.335</td><td>2'20.109</td><td>247,7</td><td>15:39'37.532</td></tr> <tr><td>10</td><td>35.950</td><td>42.019</td><td>38.220</td><td>23.415</td><td>2'19.604</td><td>246,6</td><td>15:41'57.136</td></tr> <tr><td>11</td><td>35.797</td><td>41.646</td><td>37.913</td><td>23.317</td><td>2'18.673</td><td>247,7</td><td>15:44'15.809</td></tr> <tr><td>12</td><td>35.954</td><td>42.046</td><td>38.128</td><td>23.411</td><td>2'19.539</td><td>246,6</td><td>15:46'35.348</td></tr> </tbody> </table>																10°		6 E. PUSCEDDU (2'18.673)					Lap	Seg.1	Seg.2	Seg.3	Seg.4	Lap Time	km/h	Local Time	1		44.819	40.209	24.460	2'34.687		15:20'54.679	2	37.586	44.070	38.913	23.822	2'24.391	247,7	15:23'19.070	3	36.480	42.518	38.414	23.618	2'21.030	246,0	15:25'40.100	4	36.210	42.229	38.049	23.453	2'19.941	246,0	15:28'00.041	5	35.744	42.196	38.108	23.441	2'19.489	248,3	15:30'19.530	6	35.797	42.267	37.891	23.278	2'19.233	249,4	15:32'38.763	7	35.787	42.186	38.005	23.425	2'19.403	248,3	15:34'58.166	8	35.641	41.924	38.166	23.526	2'19.257	248,8	15:37'17.423	9	36.171	42.420	38.183	23.335	2'20.109	247,7	15:39'37.532	10	35.950	42.019	38.220	23.415	2'19.604	246,6	15:41'57.136	11	35.797	41.646	37.913	23.317	2'18.673	247,7	15:44'15.809	12	35.954	42.046	38.128	23.411	2'19.539	246,6	15:46'35.348
10°		6 E. PUSCEDDU (2'18.673)																																																																																																																												
Lap	Seg.1	Seg.2	Seg.3	Seg.4	Lap Time	km/h	Local Time																																																																																																																							
1		44.819	40.209	24.460	2'34.687		15:20'54.679																																																																																																																							
2	37.586	44.070	38.913	23.822	2'24.391	247,7	15:23'19.070																																																																																																																							
3	36.480	42.518	38.414	23.618	2'21.030	246,0	15:25'40.100																																																																																																																							
4	36.210	42.229	38.049	23.453	2'19.941	246,0	15:28'00.041																																																																																																																							
5	35.744	42.196	38.108	23.441	2'19.489	248,3	15:30'19.530																																																																																																																							
6	35.797	42.267	37.891	23.278	2'19.233	249,4	15:32'38.763																																																																																																																							
7	35.787	42.186	38.005	23.425	2'19.403	248,3	15:34'58.166																																																																																																																							
8	35.641	41.924	38.166	23.526	2'19.257	248,8	15:37'17.423																																																																																																																							
9	36.171	42.420	38.183	23.335	2'20.109	247,7	15:39'37.532																																																																																																																							
10	35.950	42.019	38.220	23.415	2'19.604	246,6	15:41'57.136																																																																																																																							
11	35.797	41.646	37.913	23.317	2'18.673	247,7	15:44'15.809																																																																																																																							
12	35.954	42.046	38.128	23.411	2'19.539	246,6	15:46'35.348																																																																																																																							
<table border="1"> <thead> <tr> <th colspan="2">11°</th> <th colspan="5">77 T. ALBERTO (2'17.006)</th> </tr> <tr> <th>Lap</th> <th>Seg.1</th> <th>Seg.2</th> <th>Seg.3</th> <th>Seg.4</th> <th>Lap Time</th> <th>km/h</th> <th>Local Time</th> </tr> </thead> <tbody> <tr><td>1</td><td></td><td>45.645</td><td>40.335</td><td>24.999</td><td>2'37.367</td><td></td><td>15:20'57.359</td></tr> <tr><td>2</td><td>38.647</td><td>44.415</td><td>39.687</td><td>24.486</td><td>2'27.235</td><td>239,5</td><td>15:23'24.594</td></tr> <tr><td>3</td><td>37.522</td><td>44.305</td><td>39.072</td><td>24.139</td><td>2'25.038</td><td>246,6</td><td>15:25'49.632</td></tr> <tr><td>4</td><td>36.341</td><td>43.008</td><td>38.843</td><td>23.787</td><td>2'21.979</td><td>251,7</td><td>15:28'11.611</td></tr> <tr><td>5</td><td>36.287</td><td>42.549</td><td>38.108</td><td>23.422</td><td>2'20.366</td><td>254,7</td><td>15:30'31.977</td></tr> <tr><td>6</td><td>35.883</td><td>42.137</td><td>37.837</td><td>23.083</td><td>2'18.940</td><td>248,3</td><td>15:32'50.917</td></tr> <tr><td>7</td><td>35.757</td><td>41.882</td><td>37.955</td><td>22.908</td><td>2'18.502</td><td>255,9</td><td>15:35'09.419</td></tr> <tr><td>8</td><td>35.257</td><td>41.339</td><td>37.563</td><td>22.977</td><td>2'17.136</td><td>254,1</td><td>15:37'26.555</td></tr> <tr><td>9</td><td>35.221</td><td>41.609</td><td>37.487</td><td>22.958</td><td>2'17.275</td><td>261,5</td><td>15:39'43.830</td></tr> <tr><td>10</td><td>35.216</td><td>42.235</td><td>38.097</td><td>23.158</td><td>2'18.706</td><td>260,2</td><td>15:42'02.536</td></tr> <tr><td>11</td><td>35.223</td><td>41.475</td><td>37.494</td><td>22.849</td><td>2'17.041</td><td>256,5</td><td>15:44'19.577</td></tr> <tr><td>12</td><td>35.193</td><td>41.397</td><td>37.504</td><td>22.912</td><td>2'17.006</td><td>259,6</td><td>15:46'36.583</td></tr> </tbody> </table>																11°		77 T. ALBERTO (2'17.006)					Lap	Seg.1	Seg.2	Seg.3	Seg.4	Lap Time	km/h	Local Time	1		45.645	40.335	24.999	2'37.367		15:20'57.359	2	38.647	44.415	39.687	24.486	2'27.235	239,5	15:23'24.594	3	37.522	44.305	39.072	24.139	2'25.038	246,6	15:25'49.632	4	36.341	43.008	38.843	23.787	2'21.979	251,7	15:28'11.611	5	36.287	42.549	38.108	23.422	2'20.366	254,7	15:30'31.977	6	35.883	42.137	37.837	23.083	2'18.940	248,3	15:32'50.917	7	35.757	41.882	37.955	22.908	2'18.502	255,9	15:35'09.419	8	35.257	41.339	37.563	22.977	2'17.136	254,1	15:37'26.555	9	35.221	41.609	37.487	22.958	2'17.275	261,5	15:39'43.830	10	35.216	42.235	38.097	23.158	2'18.706	260,2	15:42'02.536	11	35.223	41.475	37.494	22.849	2'17.041	256,5	15:44'19.577	12	35.193	41.397	37.504	22.912	2'17.006	259,6	15:46'36.583
11°		77 T. ALBERTO (2'17.006)																																																																																																																												
Lap	Seg.1	Seg.2	Seg.3	Seg.4	Lap Time	km/h	Local Time																																																																																																																							
1		45.645	40.335	24.999	2'37.367		15:20'57.359																																																																																																																							
2	38.647	44.415	39.687	24.486	2'27.235	239,5	15:23'24.594																																																																																																																							
3	37.522	44.305	39.072	24.139	2'25.038	246,6	15:25'49.632																																																																																																																							
4	36.341	43.008	38.843	23.787	2'21.979	251,7	15:28'11.611																																																																																																																							
5	36.287	42.549	38.108	23.422	2'20.366	254,7	15:30'31.977																																																																																																																							
6	35.883	42.137	37.837	23.083	2'18.940	248,3	15:32'50.917																																																																																																																							
7	35.757	41.882	37.955	22.908	2'18.502	255,9	15:35'09.419																																																																																																																							
8	35.257	41.339	37.563	22.977	2'17.136	254,1	15:37'26.555																																																																																																																							
9	35.221	41.609	37.487	22.958	2'17.275	261,5	15:39'43.830																																																																																																																							
10	35.216	42.235	38.097	23.158	2'18.706	260,2	15:42'02.536																																																																																																																							
11	35.223	41.475	37.494	22.849	2'17.041	256,5	15:44'19.577																																																																																																																							
12	35.193	41.397	37.504	22.912	2'17.006	259,6	15:46'36.583																																																																																																																							
<table border="1"> <thead> <tr> <th colspan="2">12°</th> <th colspan="5">16 G. RUIU (2'17.550)</th> </tr> <tr> <th>Lap</th> <th>Seg.1</th> <th>Seg.2</th> <th>Seg.3</th> <th>Seg.4</th> <th>Lap Time</th> <th>km/h</th> <th>Local Time</th> </tr> </thead> <tbody> <tr><td>1</td><td></td><td>45.566</td><td>39.732</td><td>24.309</td><td>2'35.449</td><td></td><td>15:20'55.441</td></tr> <tr><td>2</td><td>38.050</td><td>43.732</td><td>39.381</td><td>24.177</td><td>2'25.340</td><td>218,2</td><td>15:23'20.781</td></tr> <tr><td>3</td><td>37.436</td><td>43.853</td><td>38.986</td><td>23.394</td><td>2'23.669</td><td>247,1</td><td>15:25'44.450</td></tr> <tr><td>4</td><td>36.769</td><td>42.898</td><td>38.185</td><td>23.432</td><td>2'21.284</td><td>251,7</td><td>15:28'05.734</td></tr> <tr><td>5</td><td>36.428</td><td>42.867</td><td>38.344</td><td>23.210</td><td>2'20.849</td><td>256,5</td><td>15:30'26.583</td></tr> <tr><td>6</td><td>35.913</td><td>42.874</td><td>38.284</td><td>23.029</td><td>2'20.100</td><td>252,9</td><td>15:32'46.683</td></tr> <tr><td>7</td><td>35.861</td><td>42.417</td><td>38.228</td><td>23.063</td><td>2'19.569</td><td>257,8</td><td>15:35'06.252</td></tr> <tr><td>8</td><td>35.596</td><td>42.011</td><td>38.201</td><td>23.011</td><td>2'18.819</td><td>258,4</td><td>15:37'25.071</td></tr> <tr><td>9</td><td>35.574</td><td>42.049</td><td>37.764</td><td>22.855</td><td>2'18.242</td><td>258,4</td><td>15:39'43.313</td></tr> <tr><td>10</td><td>35.446</td><td>42.151</td><td>38.352</td><td>23.071</td><td>2'19.020</td><td>257,1</td><td>15:42'02.333</td></tr> <tr><td>11</td><td>35.640</td><td>41.874</td><td>37.701</td><td>22.814</td><td>2'18.029</td><td>257,1</td><td>15:44'20.362</td></tr> <tr><td>12</td><td>35.407</td><td>41.509</td><td>37.553</td><td>23.081</td><td>2'17.550</td><td>254,1</td><td>15:46'37.912</td></tr> </tbody> </table>																12°		16 G. RUIU (2'17.550)					Lap	Seg.1	Seg.2	Seg.3	Seg.4	Lap Time	km/h	Local Time	1		45.566	39.732	24.309	2'35.449		15:20'55.441	2	38.050	43.732	39.381	24.177	2'25.340	218,2	15:23'20.781	3	37.436	43.853	38.986	23.394	2'23.669	247,1	15:25'44.450	4	36.769	42.898	38.185	23.432	2'21.284	251,7	15:28'05.734	5	36.428	42.867	38.344	23.210	2'20.849	256,5	15:30'26.583	6	35.913	42.874	38.284	23.029	2'20.100	252,9	15:32'46.683	7	35.861	42.417	38.228	23.063	2'19.569	257,8	15:35'06.252	8	35.596	42.011	38.201	23.011	2'18.819	258,4	15:37'25.071	9	35.574	42.049	37.764	22.855	2'18.242	258,4	15:39'43.313	10	35.446	42.151	38.352	23.071	2'19.020	257,1	15:42'02.333	11	35.640	41.874	37.701	22.814	2'18.029	257,1	15:44'20.362	12	35.407	41.509	37.553	23.081	2'17.550	254,1	15:46'37.912
12°		16 G. RUIU (2'17.550)																																																																																																																												
Lap	Seg.1	Seg.2	Seg.3	Seg.4	Lap Time	km/h	Local Time																																																																																																																							
1		45.566	39.732	24.309	2'35.449		15:20'55.441																																																																																																																							
2	38.050	43.732	39.381	24.177	2'25.340	218,2	15:23'20.781																																																																																																																							
3	37.436	43.853	38.986	23.394	2'23.669	247,1	15:25'44.450																																																																																																																							
4	36.769	42.898	38.185	23.432	2'21.284	251,7	15:28'05.734																																																																																																																							
5	36.428	42.867	38.344	23.210	2'20.849	256,5	15:30'26.583																																																																																																																							
6	35.913	42.874	38.284	23.029	2'20.100	252,9	15:32'46.683																																																																																																																							
7	35.861	42.417	38.228	23.063	2'19.569	257,8	15:35'06.252																																																																																																																							
8	35.596	42.011	38.201	23.011	2'18.819	258,4	15:37'25.071																																																																																																																							
9	35.574	42.049	37.764	22.855	2'18.242	258,4	15:39'43.313																																																																																																																							
10	35.446	42.151	38.352	23.071	2'19.020	257,1	15:42'02.333																																																																																																																							
11	35.640	41.874	37.701	22.814	2'18.029	257,1	15:44'20.362																																																																																																																							
12	35.407	41.509	37.553	23.081	2'17.550	254,1	15:46'37.912																																																																																																																							
<table border="1"> <thead> <tr> <th colspan="2">13°</th> <th colspan="5">10 A. YEGIN (2'18.083)</th> </tr> <tr> <th>Lap</th> <th>Seg.1</th> <th>Seg.2</th> <th>Seg.3</th> <th>Seg.4</th> <th>Lap Time</th> <th>km/h</th> <th>Local Time</th> </tr> </thead> <tbody> <tr><td>1</td><td></td><td>46.150</td><td>39.880</td><td>25.122</td><td>2'37.755</td><td></td><td>15:20'57.747</td></tr> <tr><td>2</td><td>37.831</td><td>44.046</td><td>39.211</td><td>24.690</td><td>2'25.778</td><td>240,0</td><td>15:23'23.525</td></tr> <tr><td>3</td><td>37.886</td><td>44.046</td><td>38.941</td><td>24.132</td><td>2'25.005</td><td>234,3</td><td>15:25'48.530</td></tr> <tr><td>4</td><td>36.496</td><td>43.266</td><td>38.659</td><td>23.737</td><td>2'22.158</td><td>248,8</td><td>15:28'10.688</td></tr> <tr><td>5</td><td>36.968</td><td>42.278</td><td>38.342</td><td>23.496</td><td>2'21.084</td><td>237,4</td><td>15:30'31.772</td></tr> <tr><td>6</td><td>36.639</td><td>42.896</td><td>38.110</td><td>23.633</td><td>2'21.278</td><td>226,4</td><td>15:32'53.050</td></tr> <tr><td>7</td><td>36.152</td><td>42.462</td><td>38.180</td><td>23.432</td><td>2'20.226</td><td>246,6</td><td>15:35'13.276</td></tr> <tr><td>8</td><td>36.156</td><td>42.189</td><td>38.097</td><td>23.403</td><td>2'19.845</td><td>243,2</td><td>15:37'33.121</td></tr> <tr><td>9</td><td>36.051</td><td>42.075</td><td>37.920</td><td>23.198</td><td>2'19.244</td><td>237,9</td><td>15:39'52.365</td></tr> <tr><td>10</td><td>35.719</td><td>41.991</td><td>38.069</td><td>23.290</td><td>2'19.069</td><td>238,4</td><td>15:42'11.434</td></tr> </tbody> </table>																13°		10 A. YEGIN (2'18.083)					Lap	Seg.1	Seg.2	Seg.3	Seg.4	Lap Time	km/h	Local Time	1		46.150	39.880	25.122	2'37.755		15:20'57.747	2	37.831	44.046	39.211	24.690	2'25.778	240,0	15:23'23.525	3	37.886	44.046	38.941	24.132	2'25.005	234,3	15:25'48.530	4	36.496	43.266	38.659	23.737	2'22.158	248,8	15:28'10.688	5	36.968	42.278	38.342	23.496	2'21.084	237,4	15:30'31.772	6	36.639	42.896	38.110	23.633	2'21.278	226,4	15:32'53.050	7	36.152	42.462	38.180	23.432	2'20.226	246,6	15:35'13.276	8	36.156	42.189	38.097	23.403	2'19.845	243,2	15:37'33.121	9	36.051	42.075	37.920	23.198	2'19.244	237,9	15:39'52.365	10	35.719	41.991	38.069	23.290	2'19.069	238,4	15:42'11.434																
13°		10 A. YEGIN (2'18.083)																																																																																																																												
Lap	Seg.1	Seg.2	Seg.3	Seg.4	Lap Time	km/h	Local Time																																																																																																																							
1		46.150	39.880	25.122	2'37.755		15:20'57.747																																																																																																																							
2	37.831	44.046	39.211	24.690	2'25.778	240,0	15:23'23.525																																																																																																																							
3	37.886	44.046	38.941	24.132	2'25.005	234,3	15:25'48.530																																																																																																																							
4	36.496	43.266	38.659	23.737	2'22.158	248,8	15:28'10.688																																																																																																																							
5	36.968	42.278	38.342	23.496	2'21.084	237,4	15:30'31.772																																																																																																																							
6	36.639	42.896	38.110	23.633	2'21.278	226,4	15:32'53.050																																																																																																																							
7	36.152	42.462	38.180	23.432	2'20.226	246,6	15:35'13.276																																																																																																																							
8	36.156	42.189	38.097	23.403	2'19.845	243,2	15:37'33.121																																																																																																																							
9	36.051	42.075	37.920	23.198	2'19.244	237,9	15:39'52.365																																																																																																																							
10	35.719	41.991	38.069	23.290	2'19.069	238,4	15:42'11.434																																																																																																																							
<table border="1"> <thead> <tr> <th colspan="2">16°</th> <th colspan="5">51 E. VIONNET (2'19.574)</th> </tr> <tr> <th>Lap</th> <th>Seg.1</th> <th>Seg.2</th> <th>Seg.3</th> <th>Seg.4</th> <th>Lap Time</th> <th>km/h</th> <th>Local Time</th> </tr> </thead> <tbody> <tr><td>1</td><td></td><td>44.868</td><td>40.177</td><td>24.414</td><td>2'33.975</td><td></td><td>15:20'53.967</td></tr> <tr><td>2</td><td>38.024</td><td>44.546</td><td>39.969</td><td>24.178</td><td>2'26.717</td><td>232,8</td><td>15:23'20.684</td></tr> <tr><td>3</td><td>37.166</td><td>44.020</td><td>40.172</td><td>24.375</td><td>2'25.733</td><td>246,6</td><td>15:25'46.417</td></tr> <tr><td>4</td><td>37.446</td><td>43.929</td><td>39.876</td><td>23.846</td><td>2'25.097</td><td>245,5</td><td>15:28'11.514</td></tr> <tr><td>5</td><td>36.905</td><td>43.621</td><td>39.811</td><td>23.749</td><td>2'24.086</td><td>248,3</td><td>15:30'35.600</td></tr> <tr><td>6</td><td>36.388</td><td>43.306</td><td>39.261</td><td>23.388</td><td>2'22.343</td><td>246,6</td><td>15:32'57.943</td></tr> <tr><td>7</td><td>36.159</td><td>42.956</td><td>39.333</td><td>23.426</td><td>2'21.874</td><td>249,4</td><td>15:35'19.817</td></tr> <tr><td>8</td><td>35.966</td><td>42.289</td><td>38.684</td><td>23.209</td><td>2'20.148</td><td>258,4</td><td>15:37'39.965</td></tr> <tr><td>9</td><td>35.642</td><td>42.133</td><td>38.464</td><td>23.437</td><td>2'19.676</td><td>252,9</td><td>15:39'59.641</td></tr> <tr><td>10</td><td>35.981</td><td>42.595</td><td>38.672</td><td>23.153</td><td>2'20.401</td><td>251,7</td><td>15:42'20.042</td></tr> <tr><td>11</td><td>35.952</td><td>42.588</td><td>38.569</td><td>23.148</td><td>2'20.257</td><td>255,9</td><td>15:44'40.299</td></tr> <tr><td>12</td><td>35.694</td><td>42.100</td><td>38.575</td><td>23.205</td><td>2'19.574</td><td>257,8</td><td>15:46'59.873</td></tr> </tbody> </table>																16°		51 E. VIONNET (2'19.574)					Lap	Seg.1	Seg.2	Seg.3	Seg.4	Lap Time	km/h	Local Time	1		44.868	40.177	24.414	2'33.975		15:20'53.967	2	38.024	44.546	39.969	24.178	2'26.717	232,8	15:23'20.684	3	37.166	44.020	40.172	24.375	2'25.733	246,6	15:25'46.417	4	37.446	43.929	39.876	23.846	2'25.097	245,5	15:28'11.514	5	36.905	43.621	39.811	23.749	2'24.086	248,3	15:30'35.600	6	36.388	43.306	39.261	23.388	2'22.343	246,6	15:32'57.943	7	36.159	42.956	39.333	23.426	2'21.874	249,4	15:35'19.817	8	35.966	42.289	38.684	23.209	2'20.148	258,4	15:37'39.965	9	35.642	42.133	38.464	23.437	2'19.676	252,9	15:39'59.641	10	35.981	42.595	38.672	23.153	2'20.401	251,7	15:42'20.042	11	35.952	42.588	38.569	23.148	2'20.257	255,9	15:44'40.299	12	35.694	42.100	38.575	23.205	2'19.574	257,8	15:46'59.873
16°		51 E. VIONNET (2'19.574)																																																																																																																												
Lap	Seg.1	Seg.2	Seg.3	Seg.4	Lap Time	km/h	Local Time																																																																																																																							
1		44.868	40.177	24.414	2'33.975		15:20'53.967																																																																																																																							
2	38.024	44.546	39.969	24.178	2'26.717	232,8	15:23'20.684																																																																																																																							
3	37.166	44.020	40.172	24.375	2'25.733	246,6	15:25'46.417																																																																																																																							
4	37.446	43.929	39.876	23.846	2'25.097	245,5	15:28'11.514																																																																																																																							
5	36.905	43.621	39.811	23.749	2'24.086	248,3	15:30'35.600																																																																																																																							
6	36.388	43.306	39.261	23.388	2'22.343	246,6	15:32'57.943																																																																																																																							
7	36.159	42.956	39.333	23.426	2'21.874	249,4	15:35'19.817																																																																																																																							
8	35.966	42.289	38.684	23.209	2'20.148	258,4	15:37'39.965																																																																																																																							
9	35.642	42.133	38.464	23.437	2'19.676	252,9	15:39'59.641																																																																																																																							
10	35.981	42.595	38.672	23.153	2'20.401	251,7	15:42'20.042																																																																																																																							
11	35.952	42.588	38.569	23.148	2'20.257	255,9	15:44'40.299																																																																																																																							
12	35.694	42.100	38.575	23.205	2'19.574	257,8	15:46'59.873																																																																																																																							
<table border="1"> <thead> <tr> <th colspan="2">17°</th> <th colspan="5">31 V. SUCHET (2'18.201)</th> </tr> <tr> <th>Lap</th> <th>Seg.1</th> <th>Seg.2</th> <th>Seg.3</th> <th>Seg.4</th> <th>Lap Time</th> <th>km/h</th> <th>Local Time</th> </tr> </thead> <tbody> <tr><td>1</td><td></td><td>46.141</td><td>40.648</td><td>25.323</td><td>2'38.325</td><td></td><td>15:20'58.317</td></tr> <tr><td>2</td><td>38.191</td><td>45.361</td><td>41.378</td><td>25.038</td><td>2'29.968</td><td>247,1</td><td>15:23'28.285</td></tr> <tr><td>3</td><td>38.366</td><td>44.774</td><td>40.219</td><td>24.769</td><td>2'28.128</td><td>230,8</td><td>15:25'56.413</td></tr> <tr><td>4</td><td>37.363</td><td>44.002</td><td>39.643</td><td>24.352</td><td>2'25.360</td><td>239,5</td><td>15:28'21.773</td></tr> <tr><td>5</td><td>37.049</td><td>43.581</td><td>39.265</td><td>23.813</td><td>2'23.708</td><td>241,1</td><td>15:30'45.481</td></tr> <tr><td>6</td><td>36.571</td><td>42.803</td><td>38.837</td><td>23.457</td><td>2'21.668</td><td>244,9</td><td>15:33'07.149</td></tr> <tr><td>7</td><td>36.044</td><td>42.469</td><td>38.686</td><td>23.376</td><td>2'20.575</td><td>255,3</td><td>15:35'27.724</td></tr> <tr><td>8</td><td>35.553</td><td>42.377</td><td>38.301</td><td>23.197</td><td>2'19.428</td><td>256,5</td><td>15:37'47.152</td></tr> <tr><td>9</td><td>35.365</td><td>42.143</td><td>38.207</td><td>23.197</td><td>2'19.264</td><td>254,7</td><td>15:40'06.416</td></tr> <tr><td>10</td><td>35.384</td><td>42.337</td><td>38.185</td><td>23.309</td><td>2'19.215</td><td>252,3</td><td>15:42'25.631</td></tr> <tr><td>11</td><td>35.438</td><td>41.706</td><td>37.938</td><td>23.119</td><td>2'18.201</td><td>254,7</td><td>15:44'43.832</td></tr> <tr><td>12</td><td>35.374</td><td>41.574</td><td>38.176</td><td>23.340</td><td>2'18.464</td><td>256,5</td><td>15:47'02.296</td></tr> </tbody> </table>																17°		31 V. SUCHET (2'18.201)					Lap	Seg.1	Seg.2	Seg.3	Seg.4	Lap Time	km/h	Local Time	1		46.141	40.648	25.323	2'38.325		15:20'58.317	2	38.191	45.361	41.378	25.038	2'29.968	247,1	15:23'28.285	3	38.366	44.774	40.219	24.769	2'28.128	230,8	15:25'56.413	4	37.363	44.002	39.643	24.352	2'25.360	239,5	15:28'21.773	5	37.049	43.581	39.265	23.813	2'23.708	241,1	15:30'45.481	6	36.571	42.803	38.837	23.457	2'21.668	244,9	15:33'07.149	7	36.044	42.469	38.686	23.376	2'20.575	255,3	15:35'27.724	8	35.553	42.377	38.301	23.197	2'19.428	256,5	15:37'47.152	9	35.365	42.143	38.207	23.197	2'19.264	254,7	15:40'06.416	10	35.384	42.337	38.185	23.309	2'19.215	252,3	15:42'25.631	11	35.438	41.706	37.938	23.119	2'18.201	254,7	15:44'43.832	12	35.374	41.574	38.176	23.340	2'18.464	256,5	15:47'02.296
17°		31 V. SUCHET (2'18.201)																																																																																																																												
Lap	Seg.1	Seg.2	Seg.3	Seg.4	Lap Time	km/h	Local Time																																																																																																																							
1		46.141	40.648	25.323	2'38.325		15:20'58.317																																																																																																																							
2	38.191	45.361	41.378	25.038	2'29.968	247,1	15:23'28.285																																																																																																																							
3	38.366	44.774	40.219	24.769	2'28.128	230,8	15:25'56.413																																																																																																																							
4	37.363	44.002	39.643	24.352	2'25.360	239,5	15:28'21.773																																																																																																																							
5	37.049	43.581	39.265	23.813	2'23.708	241,1	15:30'45.481																																																																																																																							
6	36.571	42.803	38.837	23.457	2'21.668	244,9	15:33'07.149																																																																																																																							
7	36.044	42.469	38.686	23.376	2'20.575	255,3	15:35'27.724																																																																																																																							
8	35.553	42.377	38.301	23.197	2'19.428	256,5	15:37'47.152																																																																																																																							
9	35.365	42.143	38.207	23.197	2'19.264	254,7	15:40'06.416																																																																																																																							
10	35.384	42.337	38.185	23.309	2'19.215	252,3	15:42'25.631																																																																																																																							
11	35.438	41.706	37.938	23.119	2'18.201	254,7	15:44'43.832																																																																																																																							
12	35.374	41.574	38.176	23.340	2'18.464	256,5	15:47'02.296																																																																																																																							

10/06/2018 P = Pits In/Out - C = Lap Time Cancelled

These data/results cannot be reproduced, stored and/or transmitted in whole or in part by any manner of electronic, mechanical, photocopying, recording, broadcasting or otherwise now known or herein after developed without the previous express consent by the copyright owner, except for reproduction in daily press and regular printed publications on sale to the public within 60 days of the event related to those data/results and always provided that copyright symbol appears together as follows below.

© DORNA WSBK ORGANIZATION Srl 2018



ACERBIS Czech Round, 8 - 10 June 2018

Superstock 1000 - Chronological Analysis Race

Start at 15:18'19.992

18° 69 D. JUDA (2'19.498)							
Lap	Seg.1	Seg.2	Seg.3	Seg.4	Lap Time	km/h	Local Time
1		43.143	39.091	23.626	2'30.010		15:20'50.002
2	1'14.452	46.447	39.127	23.969	3'03.995	235,3	15:23'53.997
3	36.758	42.458	38.611	23.728	2'21.555	238,9	15:26'15.552
4	36.536	42.164	38.090	23.551	2'20.341	248,3	15:28'35.893
5	36.077	42.416	38.244	23.530	2'20.267	246,0	15:30'56.160
6	35.911	42.190	38.423	23.660	2'20.184	247,1	15:33'16.344
7	35.871	42.625	38.230	23.242	2'19.968	247,7	15:35'36.312
8	35.788	42.082	38.396	23.369	2'19.635	250,0	15:37'55.947
9	36.014	42.167	38.078	23.482	2'19.741	251,2	15:40'15.688
10	35.890	41.717	38.454	23.437	2'19.498	250,0	15:42'35.186
11	35.773	42.157	38.279	23.596	2'19.805	250,6	15:44'54.991
12	36.431	43.062	39.673	26.086	2'25.252	236,8	15:47'20.243

19° 82 K. PESEK (2'23.008)							
Lap	Seg.1	Seg.2	Seg.3	Seg.4	Lap Time	km/h	Local Time
1		47.660	41.435	25.302	2'42.209		15:21'02.201
2	38.932	45.489	40.536	24.535	2'29.492	221,3	15:23'31.693
3	38.138	45.082	39.994	24.274	2'27.488	244,3	15:25'59.181
4	37.405	44.532	39.896	23.986	2'25.819	246,6	15:28'25.000
5	37.122	44.366	39.519	23.798	2'24.805	250,6	15:30'49.805
6	37.040	44.214	39.520	23.776	2'24.550	250,6	15:33'14.355
7	36.762	44.162	39.506	23.976	2'24.406	253,5	15:35'38.761
8	36.770	43.798	39.286	23.891	2'23.745	254,1	15:38'02.506
9	36.706	43.572	39.287	23.706	2'23.271	251,2	15:40'25.777
10	36.853	43.798	39.147	23.797	2'23.595	248,3	15:42'49.372
11	36.755	43.718	39.089	23.446	2'23.008	256,5	15:45'12.380
12	36.798	43.738	39.424	23.898	2'23.858	251,2	15:47'36.238

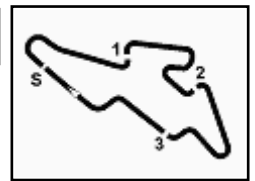
RET 59 A. SCHACHT (2'22.939)							
Lap	Seg.1	Seg.2	Seg.3	Seg.4	Lap Time	km/h	Local Time
1		45.401	39.730	24.291	2'34.832		15:20'54.824
2	37.380	43.247	38.665	23.647	2'22.939	242,2	15:23'17.763
3	36.323	42.438	39.615	33.803	2'32.179P	246,6	15:25'49.942

10/06/2018 P = Pits In/Out - C = Lap Time Cancelled

These data/results cannot be reproduced, stored and/or transmitted in whole or in part by any manner of electronic, mechanical, photocopying, recording, broadcasting or otherwise now known or herein after developed without the previous express consent by the copyright owner, except for reproduction in daily press and regular printed publications on sale to the public within 60 days of the event related to those data/results and always provided that copyright symbol appears together as follows below.

© DORNA WSBK ORGANIZATION Srl 2018





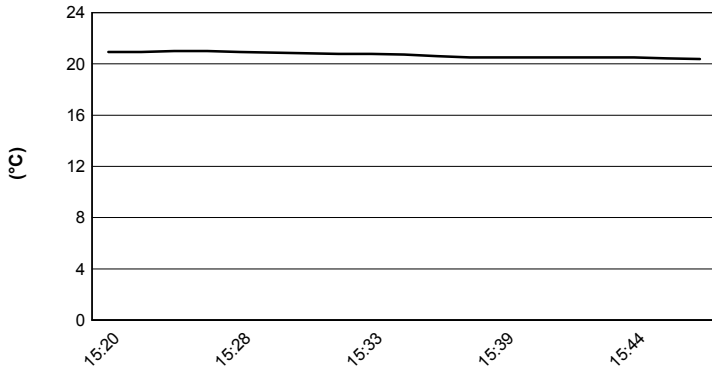
Automotodrom Brno 5.403 m

ACERBIS Czech Round, 8 - 10 June 2018

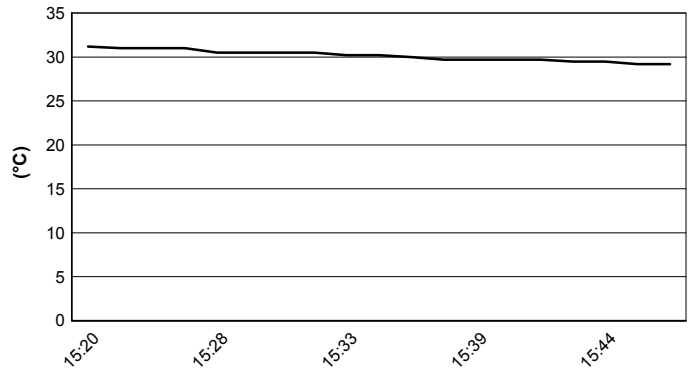
Superstock 1000 - Weather Report Race

Session started 15:19 - Session ended 15:47

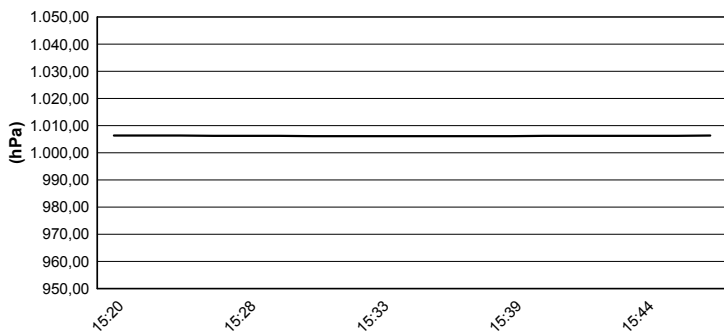
Air Temperature



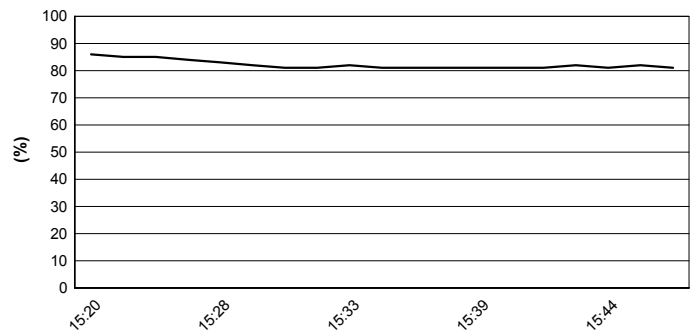
Track Temperature



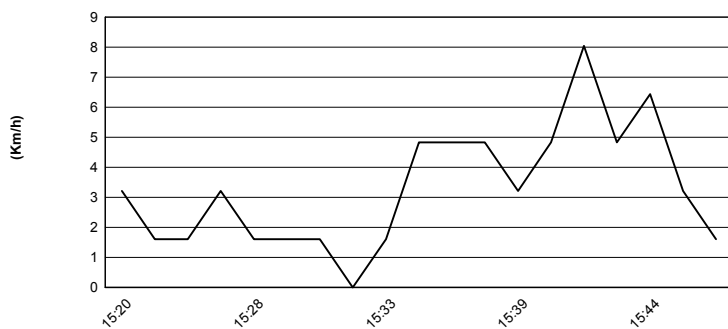
Air Pressure



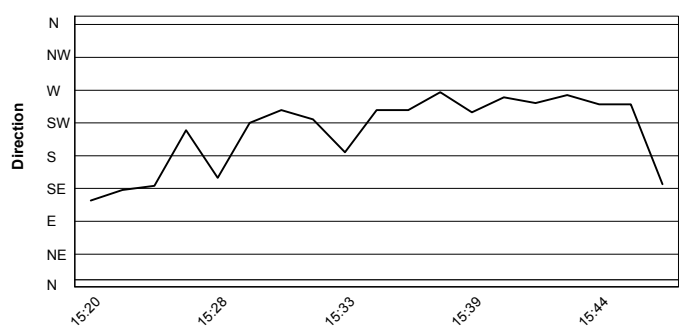
Humidity



Wind Speed



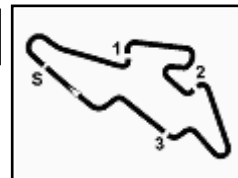
Wind Direction



10/06/2018

These data/results cannot be reproduced, stored and/or transmitted in whole or in part by any manner of electronic, mechanical, photocopying, recording, broadcasting or otherwise now known or herein after developed without the previous express consent by the copyright owner, except for reproduction in daily press and regular printed publications on sale to the public within 60 days of the event related to those data/results and always provided that copyright symbol appears together as follows below.

© DORNA WSBK ORGANIZATION Srl 2018



ACERBIS Czech Round, 8 - 10 June 2018

Superstock 1000 - Championship Standings

Points	Points From First	Points From Previous	Races																	
			April 15 ARAGÓN	April 22 ASSEN	May 13 IMOLA	May 27 DONINGTON PARK	June 10 BRNO	July 8 MISANO	September 16 PORTIMÃO	September 30 MAGNY COURS										
1 REITERBERGER Markus (GER)	99		25 1	25 1	11 1	25 1	13 1													
2 SCHEIB Maximilian (CHI)	90	9	13 4	16 3	16 3	20 3	25 2													
3 TAMBURINI Roberto (ITA)	84	15	6 2	20 2	20 2	16 2	8 3													
4 SANDI Federico (ITA)	61	38	23 3	16 3	13 3	13 4	10 4	9 4												
5 MARINO Florian (FRA)	58	41	3 5	11 5	11 5	9 5	11 5	16 5												
6 VITALI Luca (ITA)	52	47	6 7	9 6	10 6	10 5	13 6	10 6												
7 DELBIANCO Alessandro (ITA)	35	64	17 12	0 12	8 10	7 12	0 7	20 7												
8 RUSSO Riccardo (ITA)	30	69	5 9	7 7	7 11	0 8	9 8	7 8												
9 RUIU Gabriele (ITA)	27	72	3 12	4 8	9 8	5 8	5 8	4 9												
10 FERRARI Matteo (ITA)	25	74	2 7	0 7	0 7	25 7	0 7	0 10												
11 SALVADORI Luca (ITA)	20	79	5 8	8 8	5 8	4 9	3 10	0 11												
12 MANTOVANI Andrea (ITA)	19	80	1 14	0 14	0 14	8 14	0 17	11 12												
13 BUEHN Jan (GER)	18	81	1 13	0 13	6 14	2 14	8 11	2 13												
14 SCHACHT Alex (DEN)	12	87	6 11	5 11	0 14	0 17	7 13	0 14												
15 ALBERTO Timothy Joseph Cua (PHI)	12	87	0 13	3 13	0 16	0 19	4 18	5 14												
16 ANDREOZZI Alessandro (ITA)	10	89	2 6	10 6	0 10	0 12	0 14	0 16												
17 VIONNET Eric (SUI)	9	90	1 19	0 19	0 19	3 19	6 15	0 17												
18 PINSACH Xavier (ESP)	9	90	0 10	6 10	3 11	0 13	0 15	0 17												
19 PUSCEDDU Emanuele (ITA)	7	92	2 23	0 23	0 23	1 23	0 24	6 19												
20 CAVALIERI Samuele (ITA)	6	93	1 16	0 16	0 16	6 16	0 19	0 20												
21 SUCHET Valentin (SUI)	5	94	1 14	2 14	1 16	0 19	2 20	0 21												
22 BRINK Ricardo (NED)	4	95	1 15	0 15	4 15	0 18	0 21	0 22												
23 YEGIN Ali Efe (TUR)	3	96	1 23	0 23	0 23	0 23	0 23	3 23												
24 CUDEVILLE Maxime (FRA)	3	96	0 15	1 15	0 19	0 23	1 22	1 23												

10/06/2018

First Line: Championship Standings - Second Line: Ranking Progression

These data/results cannot be reproduced, stored and/or transmitted in whole or in part by any manner of electronic, mechanical, photocopying, recording, broadcasting or otherwise now known or herein after developed without the previous express consent by the copyright owner, except for reproduction in daily press and regular printed publications on sale to the public within 60 days of the event related to those data/results and always provided that copyright symbol appears together as follows below.

© DORNA WSBK ORGANIZATION Srl 2018

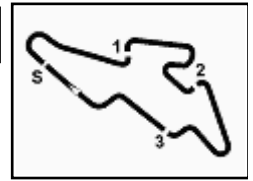
FICR PERUGIA TIMING



Official Tyre Supplier



Official Timekeeper

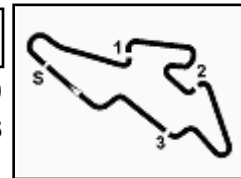


ACERBIS Czech Round, 8 - 10 June 2018
Superstock 1000 - Championship Standings

	Points	Points From First	Points From Previous	April 15 ARAGÓN	April 22 ASSEN	May 13 IMOLA	May 27 DONINGTON PARK	June 10 BRNO	July 8 MISANO	September 16 PORTIMÃO	September 30 MAGNY COURS							
25 ROGERS Fraser (GBR)	2	97	1	0	2 18	0 22	0 22	0 25										

10/06/2018 First Line: Championship Standings - Second Line: Ranking Progression
 These data/results cannot be reproduced, stored and/or transmitted in whole or in part by any manner of electronic, mechanical, photocopying, recording, broadcasting or otherwise now known or herein after developed without the previous express consent by the copyright owner, except for reproduction in daily press and regular printed publications on sale to the public within 60 days of the event related to those data/results and always provided that copyright symbol appears together as follows below.
 © DORNA WSBK ORGANIZATION Srl 2018





Automotodrom Brno 5.403 m

ACERBIS Czech Round, 8 - 10 June 2018

Superstock 1000 - Manufacturers Standings

	Points	Points From First	Points From Previous	April 15 ARAGÓN	April 22 ASSEN	May 13 IMOLA	May 27 DONINGTON PARK	June 10 BRNO	July 8 MISANO	September 16 PORTIMÃO	September 30 MAGNY COURS							
1 BMW	115			25 1	25 1	20 1	25 1	20 1										
2 APRILIA	90	25		13 3	16 2	16 3	20 2	25 2										
3 DUCATI	73	42	17	16 2	13 2	25 2	10 3	9 3										
4 YAMAHA	58	57	15	11 4	11 4	9 4	11 4	16 4										
5 KAWASAKI	37	78	21	7 5	9 5	5 5	9 5	7 5										

10/06/2018

First Line: Championship Standings - Second Line: Ranking Progression

These data/results cannot be reproduced, stored and/or transmitted in whole or in part by any manner of electronic, mechanical, photocopying, recording, broadcasting or otherwise now known or herein after developed without the previous express consent by the copyright owner, except for reproduction in daily press and regular printed publications on sale to the public within 60 days of the event related to those data/results and always provided that copyright symbol appears together as follows below.

© DORNA WSBK ORGANIZATION Srl 2018

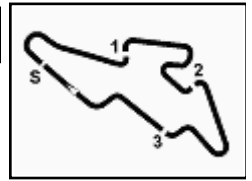
FICR PERUGIA TIMING



Official Tyre Supplier



Official Timekeeper



Automotodrom Brno 5.403 m

ACERBIS Czech Round, 8 - 10 June 2018
Superstock 1000 - Pirelli Best Lap

Points	Points From First	Points From Previous	April 15	April 22	May 13	May 27	June 10	July 8	September 16	September 30												
			ARAGÓN	ASSEN	IMOLA	DONINGTON PARK	BRNO	MISANO	PORTIMÃO	MAGNY COURS												
Fastest Laps																						
1 REITERBERGER Markus (GER)	3		1	1		1																
2 TAMBURINI Roberto (ITA)	1 2				1																	
3 DELBIANCO Alessandro (ITA)	1 2 0						1															

10/06/2018

These data/results cannot be reproduced, stored and/or transmitted in whole or in part by any manner of electronic, mechanical, photocopying, recording, broadcasting or otherwise now known or herein after developed without the previous express consent by the copyright owner, except for reproduction in daily press and regular printed publications on sale to the public within 60 days of the event related to those data/results and always provided that copyright symbol appears together as follows below.

© DORNA WSBK ORGANIZATION Srl 2018

FKR PERUGIA TIMING



Official Tyre Supplier



Official Timekeeper

ACERBIS Czech Round, 8 - 10 June 2018

Superstock 1000 - Race Winners

Automotodrom Brno 5.403 m

	2015	2016	2017	2018
01 Motorland Aragon	Tamburini R. (Ita) Bmw	Mercado L. (Arg) Duc	Rinaldi M. (Ita) Duc	Reiterberger M. (Ger) Bmw
02 TT Circuit Assen	Savadori L. (Ita) Apr	De Rosa R. (Ita) Bmw	Razgatioglu T. (Tur) Kaw	Reiterberger M. (Ger) Bmw
03 Autodromo Imola	Savadori L. (Ita) Apr	Mercado L. (Arg) Duc	Rinaldi M. (Ita) Duc	Ferrari M. (Ita) Duc
04 Donington Park	Savadori L. (Ita) Apr	De Rosa R. (Ita) Bmw	Razgatioglu T. (Tur) Kaw	Reiterberger M. (Ger) Bmw
05 Brno				Scheib M. (Chi) Apr
06 Misano World Circuit	Savadori L. (Ita) Apr	Mahias L. (Fra) Yam	Faccani M. (Ita) Bmw	
07 Portimão	Tamburini R. (Ita) Bmw		Razgatioglu T. (Tur) Kaw	
08 Magny-Cours	Guarnoni J. (Fra) Yam	Mahias L. (Fra) Yam	Guarnoni J. (Fra) Kaw	

2018

- 3 M. Reiterberger
- 1 M. Ferrari
- 1 **M. Scheib**

ALL TIMES

- | | | | | |
|----------------|--------------------|--------------------|----------------|--------------|
| 11 A. Badovini | 4 M. Fabrizio | 2 K. Sofuoglu | 1 M. Heckles | 1 M. Faccani |
| 10 S. Barrier | 4 D. Giugliano | 2 M. Baiocco | 1 L. Mauri | |
| 8 X. Simeon | 4 B. Roberts | 2 L. Scassa | 1 C. Coxhell | |
| 8 L. Savadori | 4 D. Petrucci | 2 N. Canepa | 1 I. Sala | |
| 7 J. Ellison | 4 M. Reiterberger | 2 E. La Marra | 1 M. Bauer | |
| 7 M. Berger | 3 W. Tortoroglio | 2 R. De Rosa | 1 M. Laverty | |
| 7 C. Corti | 3 C. Burns | 2 L. Mahias | 1 M. Smrz | |
| 6 L. Mercado | 3 D. Van Keymeulen | 2 M. Scheib | 1 M. Roccoli | |
| 5 G. Vizziello | 3 R. Chiarello | 1 V. Scatola | 1 O. Jezek | |
| 5 A. Polita | 3 B. Staring | 1 F. Capriotti | 1 M. Lussiana | |
| 5 J. Guarnoni | 3 R. Tamburini | 1 J. Morley | 1 M. Aitchison | |
| 4 V. Iannuzzo | 3 M. Rinaldi | 1 G. Mason | 1 M. Pirro | |
| 4 L. Alfonsi | 3 T. Razgatioglu | 1 C. Vermeulen | 1 L. Zanetti | |
| 4 D. Oliver | 2 D. Jefferies | 1 D. Tosolini | 1 K. Valk | |
| 4 L. Lanzi | 2 K. Harris | | 1 M. Ferrari | |

10/06/2018

These data/results cannot be reproduced, stored and/or transmitted in whole or in part by any manner of electronic, mechanical, photocopying, recording, broadcasting or otherwise now known or herein after developed without the previous express consent by the copyright owner, except for reproduction in daily press and regular printed publications on sale to the public within 60 days of the event related to those data/results and always provided that copyright symbol appears together as follows below.

© DORNA WSBK ORGANIZATION Srl 2018

FKR PERUGIA TIMING



Official Tyre Supplier



Official Timekeeper