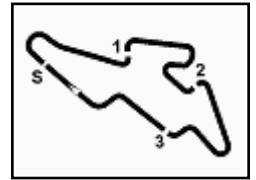




3.5
STK1000
120/05



ACERBIS Czech Round, 8 - 10 June 2018

Superstock 1000 - Chronological Analysis Free Practice 2nd Session

Automotodrom Brno 5.403 m

1 / 3

1° 28 M. REITERBERGER (2'01.670)							
Lap	Seg.1	Seg.2	Seg.3	Seg.4	Lap Time	km/h	Local Time
1		37.983	33.961	20.609			14:17'08.309
2	31.414	36.769	35.492	20.419	2'04.094	272,7	14:19'12.403
3	31.301	36.542	33.578	20.432	2'01.853	274,1	14:21'14.256
4	31.304	36.696	33.570	20.419	2'01.989	272,7	14:23'16.245
5	31.320	36.568	33.589	20.466	2'01.943	272,0	14:25'18.188
6	33.169	38.506	34.720	29.442	2'15.837P	272,0	14:27'34.025
7	4'54.064	39.222	33.818	20.426	6'27.530P		14:34'01.555
8	31.334	36.472	33.441	20.423	2'01.670	272,7	14:36'03.225
9	31.490	36.590	33.516	20.319	2'01.915	272,7	14:38'05.140
10	31.308	36.839	33.711	20.320	2'02.178	274,1	14:40'07.318
11	31.489	36.822	33.722	20.485	2'02.518	273,4	14:42'09.836
12	31.290	36.754	33.802	20.643	2'02.489	274,1	14:44'12.325
13	31.661	37.063	33.857	20.574	2'03.155	273,4	14:46'15.480

9	31.701	36.701	34.198	20.602	2'03.202C	271,4	14:34'54.637
10	31.824	36.739	34.107	20.478	2'03.148C	271,4	14:36'57.785
11	33.746	37.883	35.549	28.831	2'16.009P	272,0	14:39'13.794
12	3'15.172	37.313	34.331	20.589	4'47.405P		14:44'01.199
13	31.652	36.771	34.252	20.660	2'03.335	274,1	14:46'04.534

2° 2 R. TAMBURINI (2'02.840)							
Lap	Seg.1	Seg.2	Seg.3	Seg.4	Lap Time	km/h	Local Time
1		38.851	34.822	20.734			14:18'17.094
2	32.116	37.336	34.107	23.134	2'06.693	279,1	14:20'23.787
3	31.626	36.928	33.869	20.499	2'02.922	276,9	14:22'26.709
4	31.641	37.526	34.167	20.567	2'03.901	276,9	14:24'30.610
5	31.594	36.726	33.951	20.707	2'02.978	275,5	14:26'33.588
6	31.671	36.820	34.057	20.582	2'03.130	274,8	14:28'36.718
7	35.934	38.579	34.516	29.180	2'18.209P	247,7	14:30'54.927
8	8'23.966	38.280	36.942	20.729	9'59.917P		14:40'54.844
9	31.791	37.057	33.957	20.623	2'03.428	275,5	14:42'58.272
10	31.626	36.782	33.795	20.637	2'02.840	274,8	14:45'01.112

6° 15 F. SANDI (2'03.057)							
Lap	Seg.1	Seg.2	Seg.3	Seg.4	Lap Time	km/h	Local Time
1		38.657	34.400	20.721			14:17'12.591
2	31.980	37.395	34.070	20.743	2'04.188	279,1	14:19'16.779
3	31.650	37.451	33.973	20.546	2'03.620	279,1	14:21'20.399
4	31.950	37.245	33.981	20.581	2'03.757	279,8	14:23'24.156
5	31.795	37.202	33.846	20.716	2'03.559	275,5	14:25'27.715
6	33.217	38.021	34.422	29.555	2'15.215P	274,8	14:27'42.930
7	6'23.549	38.387	35.238	20.865	7'58.039P		14:35'40.969
8	31.568	37.127	34.015	20.590	2'03.300	276,2	14:37'44.269
9	31.600	37.043	33.926	20.488	2'03.057	277,6	14:39'47.326
10	31.665	37.195	34.048	20.551	2'03.459	276,2	14:41'50.785
11	31.715	37.237	34.047	20.631	2'03.630	276,9	14:43'54.415
12	31.732	37.108	33.954	20.535	2'03.329	276,9	14:45'57.744

3° 21 F. MARINO (2'02.952)							
Lap	Seg.1	Seg.2	Seg.3	Seg.4	Lap Time	km/h	Local Time
1		37.059	33.902	6'22.321			14:29'47.589
2	31.631	37.142	33.797	20.655	2'03.225	272,7	14:31'50.814
3	31.728	36.862	33.857	20.505	2'02.952	273,4	14:33'53.766
4	32.004	37.682	33.990	26.505	2'10.181P	272,0	14:36'03.947
5	4'43.568	37.516	34.055	20.647	6'15.786P		14:42'19.733
6	31.540	37.198	33.869	20.533	2'03.140	274,1	14:44'22.873
7	31.631	36.955	34.019	20.542	2'03.147	272,7	14:46'26.020

7° 9 A. MANTOVANI (2'03.529)							
Lap	Seg.1	Seg.2	Seg.3	Seg.4	Lap Time	km/h	Local Time
1		39.392	36.570	22.292			14:17'33.122
2	32.581	37.207	33.978	20.748	2'04.514	268,0	14:19'37.636
3	31.850	36.856	34.079	20.744	2'03.529	270,7	14:21'41.165
4	31.855	36.966	33.990	20.910	2'03.721	268,0	14:23'44.886

4° 70 L. VITALI (2'02.954)							
Lap	Seg.1	Seg.2	Seg.3	Seg.4	Lap Time	km/h	Local Time
1		38.637	34.770	20.878			14:18'15.719
2	32.532	37.114	34.453	20.777	2'04.876	270,7	14:20'20.595
3	32.057	36.955	33.939	20.585	2'03.536	274,8	14:22'24.131
4	31.943	36.908	33.828	20.562	2'03.241	276,9	14:24'27.372
5	31.786	37.343	33.978	29.965	2'13.072P	274,8	14:26'40.444
6	5'47.263	40.080	33.975	20.499	7'21.817P		14:34'02.261
7	31.634	37.088	33.825	20.407	2'02.954	274,1	14:36'05.215
8	31.681	37.084	33.884	20.654	2'03.303	276,9	14:38'08.518
9	31.724	36.931	33.981	20.485	2'03.121	276,9	14:40'11.639
10	31.729	37.206	34.039	20.792	2'03.766	276,2	14:42'15.405
11	33.154	38.897	35.233	21.577	2'08.861	262,1	14:44'24.266
12	31.750	37.001	33.916	20.514	2'03.181	274,1	14:46'27.447

8° 52 A. DELBIANCO (2'03.688)							
Lap	Seg.1	Seg.2	Seg.3	Seg.4	Lap Time	km/h	Local Time
1		37.938	34.671	20.622			14:17'10.401
2	32.384	37.719	34.692	20.739	2'05.534	276,9	14:19'15.935
3	32.024	37.434	34.238	20.523	2'04.219	278,4	14:21'20.154
4	31.865	37.451	34.330	20.552	2'04.198	278,4	14:23'24.352
5	31.877	37.289	34.114	20.464	2'03.744	279,8	14:25'28.096
6	31.872	37.532	34.434	20.689	2'04.527	279,1	14:27'32.623
7	33.843	39.416	36.434	31.217	2'20.910P	276,2	14:29'53.533
8	6'41.386	37.213	34.153	20.810	8'13.562P		14:38'07.095
9	31.620	37.106	34.180	20.782	2'03.688	279,8	14:40'10.783
10	31.804	37.396	34.366	20.951	2'04.517	278,4	14:42'15.300
11	32.799	39.199	35.574	20.558	2'08.130	277,6	14:44'23.430
12	31.766	37.327	34.097	20.555	2'03.745	278,4	14:46'27.175

5° 7 M. SCHEIB (2'03.014)							
Lap	Seg.1	Seg.2	Seg.3	Seg.4	Lap Time	km/h	Local Time
1		38.628	34.909	20.960			14:18'15.526
2	32.439	36.994	34.677	20.708	2'04.818	271,4	14:20'20.344
3	31.992	36.673	34.268	20.579	2'03.512	270,7	14:22'23.856
4	31.854	36.598	34.045	20.517	2'03.014	272,7	14:24'26.870
5	31.723	37.141	34.263	20.888	2'04.015	270,0	14:26'30.885
6	31.865	36.649	34.119	20.672	2'03.305C	272,0	14:28'34.190
7	31.822	36.827	34.210	20.375	2'03.234C	272,7	14:30'37.424
8	40.483	37.738	35.051	20.739	2'14.011C	272,7	14:32'51.435

9° 84 R. RUSSO (2'04.009)							
Lap	Seg.1	Seg.2	Seg.3	Seg.4	Lap Time	km/h	Local Time
1		38.918	34.748	21.117			14:17'14.201
2	32.089	37.592	34.277	20.753	2'04.711	272,7	14:19'18.912
3	31.782	37.495	34.005	20.727	2'04.009	275,5	14:21'22.921
4	31.958	37.287	34.043	20.946	2'04.234	271,4	14:23'27.155
5	33.200	38.881	35.910	30.673	2'18.664P	269,3	14:25'45.819
6	5'56.445	38.336	34.662	20.953	7'30.396P		14:33'16.215
7	32.026	37.376	34.085	20.969	2'04.456	269,3	14:35'20.671
8	31.857	37.309	34.146	20.948	2'04.260	270,7	14:37'24.931
9	33.332	38.116	35.019	28.607	2'15.074P	270,7	14:39'40.005
10	2'07.303	38.511	34.353	20.854	3'41.021P		14:43'21.026
11	32.140	37.433	34.218	21.002	2'04.793	270,7	14:45'25.819

08/06/2018 P = Pits In/Out - C = Lap Time Cancelled

10° 45 J. BUEHN (2'04.190)							
Lap	Seg.1	Seg.2	Seg.3	Seg.4	Lap Time	km/h	Local Time
1		39.494	34.919	21.201			14:17'12.795
2	32.232	37.729	34.202	21.699	2'05.862	268,0	14:19'18.657
3	43.492	43.097	35.467	21.082	2'23.138	232,3	14:21'41.795
4	32.019	37.795	34.240	28.680	2'12.734P	274,1	14:23'54.529
5	5'50.430	39.183	35.035	21.066	7'25.714CP		14:31'20.243

These data/results cannot be reproduced, stored and/or transmitted in whole or in part by any manner of electronic, mechanical, photocopying, recording, broadcasting or otherwise now known or herein after developed without the previous express consent by the copyright owner, except for reproduction in daily press and regular printed publications on sale to the public within 60 days of the event related to those data/results and always provided that copyright symbol appears together as follows below.

© DORNA WSBK ORGANIZATION Srl 2018

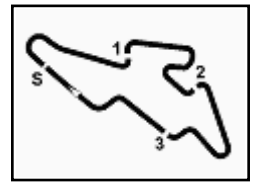
FIKR PERUGIA TIMING



Official Tyre Supplier



Official Timekeeper



ACERBIS Czech Round, 8 - 10 June 2018

Superstock 1000 - Chronological Analysis Free Practice 2nd Session

Automotodrom Brno 5.403 m

2 / 3

	6	7	8	9	10	11	12
	32.360	38.016	34.030	20.667	2'05.073	273,4	14:33'25.316
	31.910	37.715	33.969	20.713	2'04.307	273,4	14:35'29.623
	32.013	37.570	34.044	20.603	2'04.230C	274,1	14:37'33.853
	33.317	38.503	34.977	28.906	2'15.703P	257,8	14:39'49.556
	1'27.916	37.899	34.382	20.787	3'00.984P		14:42'50.540
	31.879	37.638	34.221	20.647	2'04.385	273,4	14:44'54.925
	31.848	37.691	34.017	20.634	2'04.190	273,4	14:46'59.115

11° 59 A. SCHACHT (2'04.470)							
Lap	Seg.1	Seg.2	Seg.3	Seg.4	Lap Time	km/h	Local Time
1		38.661	35.080	21.190			14:17'21.531
2	32.142	37.834	34.338	21.193	2'05.507	272,0	14:19'27.038
3	32.279	37.772	34.324	21.097	2'05.472	274,1	14:21'32.510
4	32.593	37.637	34.728	21.140	2'06.098	271,4	14:23'38.608
5	32.319	37.683	34.603	30.879	2'15.484P	272,0	14:25'54.092
6	8'57.377	37.897	34.541	20.967	10'30.782P		14:36'24.874
7	31.888	37.343	34.315	20.924	2'04.470	270,7	14:38'29.344
8	32.069	37.400	34.438	20.888	2'04.795	271,4	14:40'34.139
9	31.967	37.429	34.277	20.929	2'04.602	271,4	14:42'38.741
10	32.852	38.251	35.364	29.237	2'15.704P	270,0	14:44'54.445

12° 6 E. PUSCEDDU (2'04.533)							
Lap	Seg.1	Seg.2	Seg.3	Seg.4	Lap Time	km/h	Local Time
1		39.086	35.033	21.145			14:17'11.516
2	32.779	37.984	34.559	21.004	2'06.326	268,7	14:19'17.842
3	32.366	37.808	34.547	20.782	2'05.503	269,3	14:21'23.345
4	32.157	37.710	34.317	20.840	2'05.024	270,0	14:23'28.369
5	33.324	39.843	36.382	33.342	2'22.891P	266,7	14:25'51.260
6	3'23.939	39.591	41.558	21.389	5'06.477P		14:30'57.737
7	32.728	37.786	34.375	20.819	2'05.708	264,7	14:33'03.445
8	32.242	37.639	35.463	21.210	2'06.554	264,7	14:35'09.999
9	32.244	37.451	34.238	20.743	2'04.676	264,7	14:37'14.675
10	32.207	37.429	34.119	20.778	2'04.533	266,7	14:39'19.208
11	38.885	44.090	39.750	21.385	2'24.110	266,0	14:41'43.318
12	32.439	37.575	34.651	20.844	2'05.509	266,0	14:43'48.827
13	32.069	37.620	34.275	20.898	2'04.862	268,0	14:45'53.689

13° 23 L. SALVADORI (2'04.582)							
Lap	Seg.1	Seg.2	Seg.3	Seg.4	Lap Time	km/h	Local Time
1		42.677	35.493	27.118			14:18'16.076
2	32.409	37.660	34.237	20.656	2'04.962	276,2	14:20'21.038
3	32.028	37.534	34.190	20.830	2'04.582	275,5	14:22'25.620
4	32.295	37.807	34.589	20.900	2'05.591	272,0	14:24'31.211
5	34.762	42.238	38.915	35.436	2'31.351P	272,0	14:27'02.562
6	12'17.586	38.927	36.216	20.816	13'53.545P		14:40'56.107
7	32.401	37.895	34.314	20.812	2'05.422	271,4	14:43'01.529
8	32.461	38.086	34.660	20.980	2'06.187	269,3	14:45'07.716

14° 16 G. RUIU (2'05.017)							
Lap	Seg.1	Seg.2	Seg.3	Seg.4	Lap Time	km/h	Local Time
1		39.190	34.839	21.143			14:17'14.714
2	32.862	37.960	34.700	21.071	2'06.593	270,7	14:19'21.307
3	32.650	37.850	34.677	20.976	2'06.153	271,4	14:21'27.460
4	32.353	37.729	34.477	20.902	2'05.461	271,4	14:23'32.921
5	32.161	37.974	36.456	34.855	2'21.446P	271,4	14:25'54.367
6	3'36.649	42.066	40.275	25.936	5'24.926P		14:31'19.293
7	32.985	39.732	34.895	20.926	2'08.538	270,0	14:33'27.831
8	32.074	37.627	34.463	20.853	2'05.017	271,4	14:35'32.848
9	32.253	37.795	34.551	20.898	2'05.497	271,4	14:37'38.345
10	37.720	37.715	34.363	20.867	2'10.665	256,5	14:39'49.010
11	32.216	37.761	34.389	20.808	2'05.174	271,4	14:41'54.184
12	32.277	37.831	34.570	20.843	2'05.521	270,7	14:43'59.705
13	32.161	37.555	34.658	20.891	2'05.265C	271,4	14:46'04.970

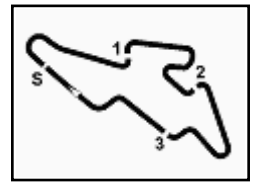
15° 51 E. VIONNET (2'05.061)							
Lap	Seg.1	Seg.2	Seg.3	Seg.4	Lap Time	km/h	Local Time
1		40.137	35.421	21.322			14:17'17.694
2	33.158	38.423	34.936	20.919	2'07.436	269,3	14:19'25.130
3	32.496	38.301	34.794	21.174	2'06.765	272,7	14:21'31.895
4	32.756	38.125	34.833	20.930	2'06.644	266,7	14:23'38.539
5	32.337	38.220	34.328	20.994	2'05.879	273,4	14:25'44.418
6	32.382	38.157	34.804	30.926	2'16.269P	271,4	14:28'00.687
7	7'55.647	40.912	35.069	20.906	9'32.534P		14:37'33.221
8	32.384	37.945	34.563	20.718	2'05.610	272,0	14:39'38.831
9	32.235	37.724	34.511	20.774	2'05.244	273,4	14:41'44.075
10	32.256	37.685	34.563	20.846	2'05.350	274,8	14:43'49.425
11	32.087	37.706	34.482	20.786	2'05.061	276,9	14:45'54.486

16° 31 V. SUCHET (2'06.866)							
Lap	Seg.1	Seg.2	Seg.3	Seg.4	Lap Time	km/h	Local Time
1		41.938	35.748	21.790			14:17'56.668
2	33.752	39.245	35.489	21.403	2'09.889	264,1	14:20'06.557
3	33.605	38.793	35.354	21.176	2'08.928	266,0	14:22'15.485
4	33.178	38.264	34.920	21.350	2'07.712	264,1	14:24'23.197
5	33.067	38.137	35.089	21.354	2'07.647	264,7	14:26'30.844
6	33.049	38.300	34.848	21.357	2'07.554	266,0	14:28'38.398
7	33.705	39.771	35.423	31.399	2'20.298P	269,3	14:30'58.696
8	4'13.123	39.298	36.059	21.339	5'49.819P		14:36'48.515
9	33.500	38.160	35.085	21.105	2'07.850	268,0	14:38'56.365
10	32.985	38.007	34.893	21.250	2'07.135	268,0	14:41'03.500
11	32.941	38.267	34.975	21.042	2'07.225	266,7	14:43'10.725
12	32.797	38.161	34.883	21.025	2'06.866	264,7	14:45'17.591

17° 46 M. CUDEVILLE (2'06.979)							
Lap	Seg.1	Seg.2	Seg.3	Seg.4	Lap Time	km/h	Local Time
1		40.683	35.939	22.019			14:17'56.605
2	34.306	39.107	35.562	21.431	2'10.406	258,4	14:20'07.011
3	33.473	38.832	35.261	21.376	2'08.942	264,1	14:22'15.953
4	33.513	38.638	35.382	21.480	2'09.013	259,0	14:24'24.966
5	33.403	38.681	35.106	21.369	2'08.559	260,2	14:26'33.525
6	33.017	38.458	34.910	21.123	2'07.508	262,1	14:28'41.033
7	33.308	38.179	35.041	29.871	2'16.399P	263,4	14:30'57.432
8	4'14.135	39.177	35.842	21.577	5'50.731P		14:36'48.163
9	33.353	38.286	34.989	21.374	2'08.002	260,2	14:38'56.165
10	33.670	38.487	34.889	21.226	2'08.272	258,4	14:41'04.437
11	32.953	38.107	34.694	21.225	2'06.979	263,4	14:43'11.416
12	32.841	38.323	34.874	21.290	2'07.328	263,4	14:45'18.744

18° 77 T. ALBERTO (2'07.078)							
Lap	Seg.1	Seg.2	Seg.3	Seg.4	Lap Time	km/h	Local Time
1		39.606	35.810	21.582			14:17'17.210
2	33.343	38.550	35.460	21.285	2'08.638	260,2	14:19'25.848
3	33.382	38.702	34.939	21.371	2'08.394	270,7	14:21'34.242
4	32.962	38.405	35.382	21.627	2'08.376	272,0	14:23'42.618
5	33.413	38.244	35.586	22.174	2'09.417	271,4	14:25'52.035
6	33.673	38.431	35.279	21.611	2'08.994	270,0	14:28'01.029
7	33.295	38.194	34.885	21.310	2'07.684	272,7	14:30'08.713
8	33.010	38.099	34.772	21.102	2'06.983C	274,1	14:32'15.696
9	32.986	38.062	35.052	21.264	2'07.364C	274,1	14:34'23.060
10	33.259	38.405	35.779	36.248	2'23.691P	273,4	14:36'46.751
11	3'40.059	39.974	35.720	21.703	5'17.456P		14:42'04.207
12	33.069	38.156	35.214	21.229	2'07.668	272,7	14:44'11.875
13	32.893	38.129	34.697	21.359	2'07.078	273,4	14:46'18.953

19° 82 K. PESEK (2'07.206)							
Lap	Seg.1</						



ACERBIS Czech Round, 8 - 10 June 2018

Superstock 1000 - Chronological Analysis Free Practice 2nd Session

3	32.825	38.399	35.068	21.156	2'07.448	274,8	14:21'31.724
4	34.492	38.743	35.425	30.077	2'18.737P	268,7	14:23'50.461
5	2'58.049	48.313	37.122	22.138	4'45.622P		14:28'36.083
6	33.214	38.551	35.073	21.351	2'08.189	270,0	14:30'44.272
7	32.734	38.375	35.147	21.300	2'07.556C	271,4	14:32'51.828
8	32.593	38.407	35.149	21.218	2'07.367	270,0	14:34'59.195
9	32.775	38.324	35.091	21.266	2'07.456	270,7	14:37'06.651
10	36.656	45.041	41.625	23.501	2'26.823	270,7	14:39'33.474
11	32.823	38.261	34.725	21.155	2'06.964C	270,7	14:41'40.438
12	32.575	38.634	35.297	21.286	2'07.792	271,4	14:43'48.230
13	32.512	38.424	35.082	21.188	2'07.206	270,7	14:45'55.436

20° 69 D. JUDA (2'07.786)							
Lap	Seg.1	Seg.2	Seg.3	Seg.4	Lap Time	km/h	Local Time
1		39.274	35.748	21.594			14:17'14.487
2	33.593	38.872	35.222	21.384	2'09.071	264,1	14:19'23.558
3	33.745	38.447	35.244	21.316	2'08.752	259,0	14:21'32.310
4	33.204	39.593	36.880	31.272	2'20.949P	264,7	14:23'53.259
5	3'41.128	38.864	36.568	36.548	5'33.108P		14:29'26.367
6	33.354	38.992	36.212	30.905	2'19.463P	260,9	14:31'45.830
7	2'42.948	38.535	35.211	21.890	4'18.584P		14:36'04.414
8	33.178	38.315	35.046	21.247	2'07.786	260,9	14:38'12.200
9	33.012	38.266	35.197	21.464	2'07.939	263,4	14:40'20.139
10	33.152	38.291	35.133	21.339	2'07.915	260,9	14:42'28.054
11	33.216	38.185	35.124	21.332	2'07.857	258,4	14:44'35.911
12	32.862	38.346	35.169	21.619	2'07.996	259,0	14:46'43.907

21° 10 A. YEGIN (2'08.316)							
Lap	Seg.1	Seg.2	Seg.3	Seg.4	Lap Time	km/h	Local Time
1		41.688	37.253	22.527			14:17'23.379
2	34.336	40.716	36.376	22.103	2'13.531	251,7	14:19'36.910
3	33.446	39.598	35.647	21.910	2'10.601	264,1	14:21'47.511
4	33.326	39.097	35.631	21.904	2'09.958	264,1	14:23'57.469
5	33.623	38.888	35.337	31.882	2'19.730P	262,8	14:26'17.199
6	6'21.832	39.604	36.062	21.761	7'59.259P		14:34'16.458
7	33.454	39.788	34.957	21.606	2'09.805	266,0	14:36'26.263
8	32.873	38.738	35.186	21.519	2'08.316	268,0	14:38'34.579
9	33.170	38.824	35.324	21.394	2'08.712	264,7	14:40'43.291
10	33.196	38.732	35.286	21.561	2'08.775	268,0	14:42'52.066
11	32.945	38.789	36.178	21.996	2'09.908	266,0	14:45'01.974

08/06/2018 P = Pits In/Out - C = Lap Time Cancelled

These data/results cannot be reproduced, stored and/or transmitted in whole or in part by any manner of electronic, mechanical, photocopying, recording, broadcasting or otherwise now known or herein after developed without the previous express consent by the copyright owner, except for reproduction in daily press and regular printed publications on sale to the public within 60 days of the event related to those data/results and always provided that copyright symbol appears together as follows below.

© DORNA WSBK ORGANIZATION Srl 2018