

### ACERBIS Czech Round, 8 - 10 June 2018

#### Superstock 1000 - Combined Results

Automotodrom Brno 5.403 m

No.	Rider	Nat	Team	Bike	FP1	FP2	FP3	Time	Gap	Rel.	Avg Laps
1	<b>28 M. REITERBERGER</b>	GER	alpha Racing-Van Zon-BMW	BMW S 1000 RR	2'14.533	2'01.670	<b>2'01.037</b>	<b>2'01.037</b>			160,701 33
2	<b>2 R. TAMBURINI</b>	ITA	Berclaz Racing Team	BMW S 1000 RR	2'13.400	2'02.840	<b>2'01.311</b>	<b>2'01.311</b>	0.274	0.274	160,338 30
3	<b>15 F. SANDI</b>	ITA	MOTOCORSA Racing	Ducati 1199 Panigale R	2'15.137	2'03.057	<b>2'01.327</b>	<b>2'01.327</b>	0.290	0.016	160,317 34
4	<b>21 F. MARINO</b>	FRA	URBIS Yamaha Motoxrcing STK Team	Yamaha YZF R1	2'13.510	2'02.952	<b>2'01.775</b>	<b>2'01.775</b>	0.738	0.448	159,727 30
5	<b>70 L. VITALI</b>	ITA	Aprilia Racing Team	Aprilia RSV4 RF	2'13.286	2'02.954	<b>2'02.123</b>	<b>2'02.123</b>	1.086	0.348	159,272 33
6	<b>7 M. SCHEIB</b>	CHI	Aprilia Racing Team	Aprilia RSV4 RF	2'11.610	2'03.014	<b>2'02.304</b>	<b>2'02.304</b>	1.267	0.181	159,036 33
7	<b>52 A. DELBIANCO</b>	ITA	GULF ALTHEA BMW Racing Team	BMW S 1000 RR	2'13.062	2'03.688	<b>2'02.736</b>	<b>2'02.736</b>	1.699	0.432	158,477 33
8	<b>84 R. RUSSO</b>	ITA	C.M. Racing	Kawasaki ZX-10RR	2'15.065	2'04.009	<b>2'02.891</b>	<b>2'02.891</b>	1.854	0.155	158,277 31
9	<b>23 L. SALVADORI</b>	ITA	Berclaz Racing Team	BMW S 1000 RR	2'13.204	2'04.582	<b>2'03.002</b>	<b>2'03.002</b>	1.965	0.111	158,134 29
10	<b>45 J. BUEHN</b>	GER	alpha Racing-Van Zon-BMW	BMW S 1000 RR	2'20.330	2'04.190	<b>2'03.110</b>	<b>2'03.110</b>	2.073	0.108	157,995 31
11	<b>16 G. RUJU</b>	ITA	Team Pedercini Racing	Kawasaki ZX-10RR	2'17.783	2'05.017	<b>2'03.339</b>	<b>2'03.339</b>	2.302	0.229	157,702 36
12	<b>9 A. MANTOVANI</b>	ITA	Nuova M2 Racing	Aprilia RSV4 RF	2'11.544	<b>2'03.529</b>	2'04.531	<b>2'03.529</b>	2.492	0.190	157,459 26
13	<b>51 E. VIONNET</b>	SUI	MOTOS VIONNET	BMW S 1000 RR	2'22.657	2'05.061	<b>2'03.640</b>	<b>2'03.640</b>	2.603	0.111	157,318 30
14	<b>59 A. SCHACHT</b>	DEN	EAB SCHACHT Racing Team	Ducati 1199 Panigale R	2'15.346	2'04.470	<b>2'03.701</b>	<b>2'03.701</b>	2.664	0.061	157,240 31
15	<b>6 E. PUSCEDDU</b>	ITA	D.K. Racing	BMW S 1000 RR	2'16.323	2'04.533	<b>2'03.980</b>	<b>2'03.980</b>	2.943	0.279	156,887 34
16	<b>82 K. PESEK</b>	CZE	Uniserv	Kawasaki ZX-10RR	2'22.485	2'07.206	<b>2'05.228</b>	<b>2'05.228</b>	4.191	1.248	155,323 34
17	<b>31 V. SUCHET</b>	SUI	Flembo Leader Team	Kawasaki ZX-10RR	2'21.667	2'06.866	<b>2'05.470</b>	<b>2'05.470</b>	4.433	0.242	155,024 33
18	<b>77 T. ALBERTO</b>	PHI	MOTOCORSA Racing	Ducati 1199 Panigale R	2'21.426	2'07.078	<b>2'05.703</b>	<b>2'05.703</b>	4.666	0.233	154,736 31
19	<b>69 D. JUDA</b>	CZE	TME Racing	BMW S 1000 RR	2'17.065	2'07.786	<b>2'05.713</b>	<b>2'05.713</b>	4.676	0.010	154,724 34
20	<b>46 M. CUDEVILLE</b>	FRA	Flembo Leader Team	Kawasaki ZX-10RR	2'20.531	2'06.979	<b>2'06.473</b>	<b>2'06.473</b>	5.436	0.760	153,794 32
21	<b>10 A. YEGIN</b>	TUR	Nutec - Benjan - Kawasaki	Kawasaki ZX-10RR	2'20.916	2'08.316	<b>2'07.693</b>	<b>2'07.693</b>	6.656	1.220	152,325 32

09/06/2018

These data/results cannot be reproduced, stored and/or transmitted in whole or in part by any manner of electronic, mechanical, photocopying, recording, broadcasting or otherwise now known or herein after developed without the previous express consent by the copyright owner, except for reproduction in daily press and regular printed publications on sale to the public within 60 days of the event related to those data/results and always provided that copyright symbol appears together as follows below.

© DORNA WSBK ORGANIZATION Srl 2018

PIRELLI PERUGIA TIMING



Official Tyre Supplier



Official Timekeeper

## ACERBIS Czech Round, 8 - 10 June 2018

### Superstock 1000 - Results Free Practice 3rd Session

Automotodrom Brno 5.403 m

1 / 2

No.	Rider	Nat	Team	Bike	Time	Gap	Rel.	Laps	Speed	
									Avg	Max
1	<b>28 M. REITERBERGER</b>	GER	alpha Racing-Van Zon-BMW	BMW S 1000 RR	<b>2'01.037</b>			10	160,701	<b>272,7</b>
2	<b>2 R. TAMBURINI</b>	ITA	Berclaz Racing Team	BMW S 1000 RR	<b>2'01.311</b>	0.274	0.274	11	160,338	<b>274,8</b>
3	<b>15 F. SANDI</b>	ITA	MOTOCORSA Racing	Ducati 1199 Panigale R	<b>2'01.327</b>	0.290	0.016	11	160,317	<b>276,2</b>
4	<b>21 F. MARINO</b>	FRA	URBIS Yamaha Motocrossing STK Team	Yamaha YZF R1	<b>2'01.775</b>	0.738	0.448	12	159,727	<b>274,1</b>
5	<b>70 L. VITALI</b>	ITA	Aprilia Racing Team	Aprilia RSV4 RF	<b>2'02.123</b>	1.086	0.348	10	159,272	<b>274,1</b>
6	<b>7 M. SCHEIB</b>	CHI	Aprilia Racing Team	Aprilia RSV4 RF	<b>2'02.304</b>	1.267	0.181	9	159,036	<b>273,4</b>
7	<b>52 A. DELBIANCO</b>	ITA	GULF ALTHEA BMW Racing Team	BMW S 1000 RR	<b>2'02.736</b>	1.699	0.432	11	158,477	<b>276,9</b>
8	<b>84 R. RUSSO</b>	ITA	C.M. Racing	Kawasaki ZX-10RR	<b>2'02.891</b>	1.854	0.155	10	158,277	<b>269,3</b>
9	<b>23 L. SALVADORI</b>	ITA	Berclaz Racing Team	BMW S 1000 RR	<b>2'03.002</b>	1.965	0.111	11	158,134	<b>273,4</b>
10	<b>45 J. BUEHN</b>	GER	alpha Racing-Van Zon-BMW	BMW S 1000 RR	<b>2'03.110</b>	2.073	0.108	10	157,995	<b>274,8</b>
11	<b>16 G. RUIU</b>	ITA	Team Pedercini Racing	Kawasaki ZX-10RR	<b>2'03.339</b>	2.302	0.229	12	157,702	<b>274,8</b>
12	<b>51 E. VIONNET</b>	SUI	MOTOS VIONNET	BMW S 1000 RR	<b>2'03.640</b>	2.603	0.301	10	157,318	<b>274,1</b>
13	<b>59 A. SCHACHT</b>	DEN	EAB SCHACHT Racing Team	Ducati 1199 Panigale R	<b>2'03.701</b>	2.664	0.061	11	157,240	<b>268,0</b>
14	<b>6 E. PUSCEDDU</b>	ITA	D.K. Racing	BMW S 1000 RR	<b>2'03.980</b>	2.943	0.279	10	156,887	<b>266,7</b>
15	<b>9 A. MANTOVANI</b>	ITA	Nuova M2 Racing	Aprilia RSV4 RF	<b>2'04.531</b>	3.494	0.551	11	156,192	<b>268,0</b>
16	<b>82 K. PESEK</b>	CZE	Uniserv	Kawasaki ZX-10RR	<b>2'05.228</b>	4.191	0.697	11	155,323	<b>272,7</b>
17	<b>31 V. SUCHET</b>	SUI	Flembo Leader Team	Kawasaki ZX-10RR	<b>2'05.470</b>	4.433	0.242	11	155,024	<b>268,7</b>
18	<b>77 T. ALBERTO</b>	PHI	MOTOCORSA Racing	Ducati 1199 Panigale R	<b>2'05.703</b>	4.666	0.233	12	154,736	<b>272,7</b>
19	<b>69 D. JUDA</b>	CZE	TME Racing	BMW S 1000 RR	<b>2'05.713</b>	4.676	0.010	12	154,724	<b>262,8</b>
20	<b>46 M. CUDEVILLE</b>	FRA	Flembo Leader Team	Kawasaki ZX-10RR	<b>2'06.473</b>	5.436	0.760	10	153,794	<b>263,4</b>
21	<b>10 A. YEGIN</b>	TUR	Nutec - Benjan - Kawasaki	Kawasaki ZX-10RR	<b>2'07.693</b>	6.656	1.220	11	152,325	<b>268,0</b>

Qualifying Lap Time (107% of 2'01.037): **2'09.511**

AIR	Humidity:	72%	Temp:	20°C
TRACK	Condition:	Dry	Temp:	26°C

Records	Pole	2009	X.Simeon	2'03.188	157,900	Km/h
	Race (RC)	2009	M.Berger	2'03.119	157,980	Km/h
	Circuit (FP2)	2018	M.Reiterberger	2'01.670	159,870	Km/h

Start 09/06/2018 09:48 End 10:20 The results are provisional until the end of the time limit for protests and appeals and the completion of the technical checks.

These data/results cannot be reproduced, stored and/or transmitted in whole or in part by any manner of electronic, mechanical, photocopying, recording, broadcasting or otherwise now known or herein after developed without the previous express consent by the copyright owner, except for reproduction in daily press and regular printed publications on sale to the public within 60 days of the event related to those data/results and always provided that copyright symbol appears together as follows below.

© DORNA WSBK ORGANIZATION Srl 2018

### ACERBIS Czech Round, 8 - 10 June 2018

#### Superstock 1000 - Results Free Practice 3rd Session

Automotodrom Brno 5.403 m  
2 / 2

#### Session Highlights

Local Time	No. Rider	Description
09.42.46		START DELAYED
09.45.00		Start
09.55.15	52 A. DELBIANCO	Lap Cancelled (2'24.420) - Exceeded Track Limits - Turn 14
09.59.31	51 E. VIONNET	Lap Cancelled (2'03.998) - Exceeded Track Limits - Turn 14
10.02.44	9 A. MANTOVANI	Lap Cancelled (2'05.781) - Exceeded Track Limits - Turn 14
10.03.22	6 E. PUSCEDDU	Crashed - Turn 3
10.03.41	6 E. PUSCEDDU	Re-joined
10.05.55	77 T. ALBERTO	Lap Cancelled (2'05.648) - Exceeded Track Limits - Turn 14
10.07.51	77 T. ALBERTO	Lap Cancelled (2'06.243) - Exceeded Track Limits - Turn 14
10.10.06	82 K. PESEK	Lap Cancelled (6'30.244) - Exceeded Track Limits - Turn 14
10.11.08	9 A. MANTOVANI	Lap Cancelled (2'04.634) - Exceeded Track Limits - Turn 14
10.11.52	16 G. RUIU	Lap Cancelled (2'02.870) - Exceeded Track Limits - Turn 14
10.12.38	52 A. DELBIANCO	Lap Cancelled (2'02.883) - Exceeded Track Limits - Turn 14
10.13.49	16 G. RUIU	Lap Cancelled (2'03.628) - Exceeded Track Limits - Turn 14
10.14.39	52 A. DELBIANCO	Lap Cancelled (2'08.622) - Exceeded Track Limits - Turn 14
10.16.34	51 E. VIONNET	Lap Cancelled (2'04.178) - Exceeded Track Limits - Turn 14
10.20.05		End Of Session

#### Fastest Laps Sequence

No. Rider	Nat	Team	Bike	Local Time	Time	Gap	Avg
52 A. DELBIANCO	ITA	GULF ALTHEA BMW Racing Team	BMW S 1000 RR	09:52'15.703	<b>2'03.264</b>		157,798
84 R. RUSSO	ITA	C.M. Racing	Kawasaki ZX-10RR	09:52'27.746	<b>2'03.230</b>	-0.034	157,841
7 M. SCHEIB	CHI	Aprilia Racing Team	Aprilia RSV4 RF	09:52'43.921	<b>2'02.702</b>	-0.528	158,521
15 F. SANDI	ITA	MOTOCORSA Racing	Ducati 1199 Panigale R	09:53'07.895	<b>2'02.268</b>	-0.434	159,083
21 F. MARINO	FRA	URBIS Yamaha Motoxracing STK Team	Yamaha YZF R1	09:53'14.527	<b>2'01.950</b>	-0.318	159,498
15 F. SANDI	ITA	MOTOCORSA Racing	Ducati 1199 Panigale R	09:55'09.384	<b>2'01.489</b>	-0.461	160,103
15 F. SANDI	ITA	MOTOCORSA Racing	Ducati 1199 Panigale R	09:57'10.711	<b>2'01.327</b>	-0.162	160,317
28 M. REITERBERGER	GER	alpha Racing-Van Zon-BMW	BMW S 1000 RR	09:58'47.165	<b>2'01.214</b>	-0.113	160,467
28 M. REITERBERGER	GER	alpha Racing-Van Zon-BMW	BMW S 1000 RR	10:11'33.987	<b>2'01.037</b>	-0.177	160,701

Start 09:48 End 10:20 The results are provisional until the end of the time limit for protests and appeals and the completion of the technical checks.

These data/results cannot be reproduced, stored and/or transmitted in whole or in part by any manner of electronic, mechanical, photocopying, recording, broadcasting or otherwise now known or herein after developed without the previous express consent by the copyright owner, except for reproduction in daily press and regular printed publications on sale to the public within 60 days of the event related to those data/results and always provided that copyright symbol appears together as follows below.

© DORNA WSBK ORGANIZATION Srl 2018

### ACERBIS Czech Round, 8 - 10 June 2018

### Superstock 1000 - Best Sector & Speed Free Practice 3rd Session

Automotodrom Brno 5.403 m

BEST LAP			
1	28 M. REITERBERGER	BMW S 1000 RR	2'01.037
2	2 R. TAMBURINI	BMW S 1000 RR	2'01.311
3	15 F. SANDI	Ducati 1199 Panigale R	2'01.327
4	21 F. MARINO	Yamaha YZF R1	2'01.775
5	70 L. VITALI	Aprilia RSV4 RF	2'02.123
6	7 M. SCHEIB	Aprilia RSV4 RF	2'02.304
7	52 A. DELBIANCO	BMW S 1000 RR	2'02.736
8	84 R. RUSSO	Kawasaki ZX-10RR	2'02.891
9	23 L. SALVADORI	BMW S 1000 RR	2'03.002
10	45 J. BUEHN	BMW S 1000 RR	2'03.110
11	16 G. RUIU	Kawasaki ZX-10RR	2'03.339
12	51 E. VIONNET	BMW S 1000 RR	2'03.640
13	59 A. SCHACHT	Ducati 1199 Panigale R	2'03.701
14	6 E. PUSCEDDU	BMW S 1000 RR	2'03.980
15	9 A. MANTOVANI	Aprilia RSV4 RF	2'04.531
16	82 K. PESEK	Kawasaki ZX-10RR	2'05.228
17	31 V. SUCHET	Kawasaki ZX-10RR	2'05.470
18	77 T. ALBERTO	Ducati 1199 Panigale R	2'05.703
19	69 D. JUDA	BMW S 1000 RR	2'05.713
20	46 M. CUDEVILLE	Kawasaki ZX-10RR	2'06.473
21	10 A. YEGIN	Kawasaki ZX-10RR	2'07.693

SPEED			
1	52 A. DELBIANCO	BMW S 1000 RR	276,9
2	15 F. SANDI	Ducati 1199 Panigale R	276,2
3	45 J. BUEHN	BMW S 1000 RR	274,8
4	16 G. RUIU	Kawasaki ZX-10RR	274,8
5	2 R. TAMBURINI	BMW S 1000 RR	274,8
6	21 F. MARINO	Yamaha YZF R1	274,1
7	51 E. VIONNET	BMW S 1000 RR	274,1
8	70 L. VITALI	Aprilia RSV4 RF	274,1
9	7 M. SCHEIB	Aprilia RSV4 RF	273,4
10	23 L. SALVADORI	BMW S 1000 RR	273,4
11	82 K. PESEK	Kawasaki ZX-10RR	272,7
12	28 M. REITERBERGER	BMW S 1000 RR	272,7
13	77 T. ALBERTO	Ducati 1199 Panigale R	272,7
14	84 R. RUSSO	Kawasaki ZX-10RR	269,3
15	31 V. SUCHET	Kawasaki ZX-10RR	268,7
16	59 A. SCHACHT	Ducati 1199 Panigale R	268,0
17	9 A. MANTOVANI	Aprilia RSV4 RF	268,0
18	10 A. YEGIN	Kawasaki ZX-10RR	268,0
19	6 E. PUSCEDDU	BMW S 1000 RR	266,7
20	46 M. CUDEVILLE	Kawasaki ZX-10RR	263,4
21	69 D. JUDA	BMW S 1000 RR	262,8

SEG. 1		SEG. 2		SEG. 3		SEG. 4				
1	28 M. REITERBERGER	30.928	1	28 M. REITERBERGER	36.293	1	15 F. SANDI	20.351		
2	15 F. SANDI	31.012	2	7 M. SCHEIB	36.357	2	15 F. SANDI	20.314		
3	2 R. TAMBURINI	31.082	3	2 R. TAMBURINI	36.428	3	2 R. TAMBURINI	33.339		
4	21 F. MARINO	31.111	4	21 F. MARINO	36.524	4	21 F. MARINO	33.490		
5	52 A. DELBIANCO	31.162	5	15 F. SANDI	36.580	5	70 L. VITALI	33.505		
6	16 G. RUIU	31.297	6	70 L. VITALI	36.589	6	45 J. BUEHN	33.689		
7	45 J. BUEHN	31.354	7	16 G. RUIU	36.798	7	7 M. SCHEIB	33.722		
8	70 L. VITALI	31.434	8	52 A. DELBIANCO	36.843	8	84 R. RUSSO	33.776		
9	84 R. RUSSO	31.486	9	84 R. RUSSO	36.890	9	23 L. SALVADORI	33.791		
10	23 L. SALVADORI	31.488	10	45 J. BUEHN	36.979	10	52 A. DELBIANCO	33.847		
11	51 E. VIONNET	31.500	11	9 A. MANTOVANI	37.063	11	59 A. SCHACHT	33.879		
12	7 M. SCHEIB	31.509	12	59 A. SCHACHT	37.087	12	51 E. VIONNET	33.908		
13	59 A. SCHACHT	31.744	13	23 L. SALVADORI	37.090	13	16 G. RUIU	33.919		
14	6 E. PUSCEDDU	31.874	14	51 E. VIONNET	37.145	14	6 E. PUSCEDDU	33.999		
15	9 A. MANTOVANI	31.900	15	6 E. PUSCEDDU	37.168	15	9 A. MANTOVANI	34.013		
16	82 K. PESEK	32.086	16	69 D. JUDA	37.551	16	77 T. ALBERTO	34.321		
17	31 V. SUCHET	32.198	17	82 K. PESEK	37.561	17	82 K. PESEK	34.353		
18	77 T. ALBERTO	32.268	18	31 V. SUCHET	37.639	18	31 V. SUCHET	34.384		
19	69 D. JUDA	32.280	19	77 T. ALBERTO	37.664	19	69 D. JUDA	34.573		
20	46 M. CUDEVILLE	32.445	20	46 M. CUDEVILLE	37.837	20	10 A. YEGIN	34.715		
21	10 A. YEGIN	32.511	21	10 A. YEGIN	38.345	21	46 M. CUDEVILLE	34.815		
								21	10 A. YEGIN	21.393

09/06/2018

These data/results cannot be reproduced, stored and/or transmitted in whole or in part by any manner of electronic, mechanical, photocopying, recording, broadcasting or otherwise now known or herein after developed without the previous express consent by the copyright owner, except for reproduction in daily press and regular printed publications on sale to the public within 60 days of the event related to those data/results and always provided that copyright symbol appears together as follows below.

© DORNA WSBK ORGANIZATION Srl 2018

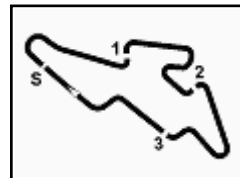
FICR PERUGIA TIMING



Official Tyre Supplier



Official Timekeeper



### ACERBIS Czech Round, 8 - 10 June 2018

#### Superstock 1000 - Ideal Time Free Practice 3rd Session

Automotodrom Brno 5.403 m

No. Rider	Nat	Bike	Seg. 1	Seg. 2	Seg. 3	Seg. 4	Ideal Time				
			Diff. 1	Diff. 2	Diff. 3	Diff. 4	Best Lap	Pos.	Diff.		
1	28	M. REITERBERGER	GER	BMW S 1000 RR	<b>30.928</b> 0.063	<b>36.293</b> 0.046	<b>33.296</b> 0.046	20.362 0.095	<b>2'00.879</b> 2'01.037	1	0.158
2	2	R. TAMBURINI	ITA	BMW S 1000 RR	31.082 0.015	36.428 0.045	33.339	20.402	<b>2'01.251</b> 2'01.311	2	0.060
3	15	F. SANDI	ITA	Ducati 1199 Panigale R	31.012	36.580 0.046	33.314	<b>20.351</b> 0.024	<b>2'01.257</b> 2'01.327	3	0.070
4	21	F. MARINO	FRA	Yamaha YZF R1	31.111 0.096	36.524	33.490	20.530 0.024	<b>2'01.655</b> 2'01.775	4	0.120
5	7	M. SCHEIB	CHI	Aprilia RSV4 RF	31.509	36.357 0.163	33.722 0.103	20.450	<b>2'02.038</b> 2'02.304	6	0.266
6	70	L. VITALI	ITA	Aprilia RSV4 RF	31.434 0.057	36.589	33.505	20.538	<b>2'02.066</b> 2'02.123	5	0.057
7	52	A. DELBIANCO	ITA	BMW S 1000 RR	31.162 0.116	36.843 0.179	33.847	20.523 0.066	<b>2'02.375</b> 2'02.736	7	0.361
8	45	J. BUEHN	GER	BMW S 1000 RR	31.354 0.293	36.979 0.040	33.689 0.068	20.632 0.055	<b>2'02.654</b> 2'03.110	10	0.456
9	16	G. RUIJU	ITA	Kawasaki ZX-10RR	31.297 0.291	36.798 0.276	33.919 0.007	20.744 0.007	<b>2'02.758</b> 2'03.339	11	0.581
10	84	R. RUSSO	ITA	Kawasaki ZX-10RR	31.486	36.890 0.044	33.776 0.076	20.619	<b>2'02.771</b> 2'02.891	8	0.120
11	23	L. SALVADORI	ITA	BMW S 1000 RR	31.488	37.090	33.791	20.633	<b>2'03.002</b> 2'03.002	9	
12	51	E. VIONNET	SUI	BMW S 1000 RR	31.500 0.074	37.145 0.241	33.908 0.138	20.634	<b>2'03.187</b> 2'03.640	12	0.453
13	59	A. SCHACHT	DEN	Ducati 1199 Panigale R	31.744 0.190	37.087	33.879	20.791 0.010	<b>2'03.501</b> 2'03.701	13	0.200
14	6	E. PUSCEDDU	ITA	BMW S 1000 RR	31.874	37.168	33.999	20.763 0.176	<b>2'03.804</b> 2'03.980	14	0.176
15	9	A. MANTOVANI	ITA	Aprilia RSV4 RF	31.900 0.181	37.063	34.013 0.403	20.840 0.131	<b>2'03.816</b> 2'04.531	15	0.715
16	82	K. PESEK	CZE	Kawasaki ZX-10RR	32.086 0.154	37.561	34.353	21.074	<b>2'05.074</b> 2'05.228	16	0.154
17	77	T. ALBERTO	PHI	Ducati 1199 Panigale R	32.268 0.267	37.664 0.081	34.321 0.126	20.895 0.081	<b>2'05.148</b> 2'05.703	18	0.555
18	31	V. SUCHET	SUI	Kawasaki ZX-10RR	32.198 0.119	37.639 0.036	34.384	20.946 0.148	<b>2'05.167</b> 2'05.470	17	0.303
19	69	D. JUDA	CZE	BMW S 1000 RR	32.280	37.551 0.008	34.573 0.002	21.299	<b>2'05.703</b> 2'05.713	19	0.010
20	46	M. CUDEVILLE	FRA	Kawasaki ZX-10RR	32.445	37.837	34.815 0.031	21.320 0.025	<b>2'06.417</b> 2'06.473	20	0.056
21	10	A. YEGIN	TUR	Kawasaki ZX-10RR	32.511	38.345 0.483	34.715 0.215	21.393 0.031	<b>2'06.964</b> 2'07.693	21	0.729
<b>Overall Ideal Time</b>					30.928	36.293	33.296	20.351	<b>2'00.868</b>		

09/06/2018

These data/results cannot be reproduced, stored and/or transmitted in whole or in part by any manner of electronic, mechanical, photocopying, recording, broadcasting or otherwise now known or herein after developed without the previous express consent by the copyright owner, except for reproduction in daily press and regular printed publications on sale to the public within 60 days of the event related to those data/results and always provided that copyright symbol appears together as follows below.

© DORNA WSBK ORGANIZATION Srl 2018

**FIAT PERUGIA TIMING**

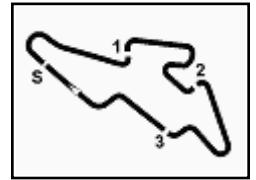

Official Tyre Supplier



Official Timekeeper



**4.5**  
**STK1000**  
**120/05**



### ACERBIS Czech Round, 8 - 10 June 2018

#### Superstock 1000 - Chronological Analysis Free Practice 3rd Session

Automotodrom Brno 5.403 m

1 / 3

1° 28 M. REITERBERGER (2'01.037)							
Lap	Seg.1	Seg.2	Seg.3	Seg.4	Lap Time	km/h	Local Time
1		37.575	36.107	21.508			9:50'12.587
2	33.037	38.280	34.456	28.155	2'13.928P	263,4	9:52'26.515
3	2'44.364	40.553	34.101	20.418	4'19.436P		9:56'45.951
4	30.984	36.361	33.462	20.407	2'01.214	<b>272,7</b>	9:58'47.165
5	<b>30.928</b>	36.736	34.165	26.727	2'08.556P	<b>272,7</b>	10:00'55.721
6	7'03.476	38.246	34.722	20.785	8'37.229P		10:09'32.950
7	30.991	<b>36.293</b>	<b>33.296</b>	20.457	<b>2'01.037</b>	270,7	10:11'33.987
8	31.048	36.346	33.343	20.451	2'01.188	270,0	10:13'35.175
9	31.289	36.785	35.596	22.172	2'05.842	272,0	10:15'41.017
10	31.049	36.456	33.358	20.460	2'01.323	272,0	10:17'42.340
11	31.017	36.466	33.490	<b>20.362</b>	2'01.335	272,0	10:19'43.675

2° 2 R. TAMBURINI (2'01.311)							
Lap	Seg.1	Seg.2	Seg.3	Seg.4	Lap Time	km/h	Local Time
1		39.937	35.090	21.081			9:51'31.713
2	31.812	37.169	34.041	20.814	2'03.836	272,0	9:53'35.549
3	31.384	36.784	33.788	20.541	2'02.497	272,7	9:55'38.046
4	31.285	36.787	33.803	20.604	2'02.479	272,0	9:57'40.525
5	31.417	36.693	33.916	20.624	2'02.650	271,4	9:59'43.175
6	31.453	36.773	33.913	20.681	2'02.820	272,0	10:01'45.995
7	33.801	41.194	35.137	28.622	2'18.754P	272,7	10:04'04.749
8	5'43.941	37.703	34.299	20.719	7'16.662P		10:11'21.411
9	<b>31.082</b>	36.451	33.492	20.442	2'01.467	271,4	10:13'22.878
10	31.097	36.473	<b>33.339</b>	<b>20.402</b>	<b>2'01.311</b>	271,4	10:15'24.189
11	31.193	<b>36.428</b>	33.588	20.449	2'01.658	272,7	10:17'25.847
12	31.320	36.621	33.480	20.543	2'01.964	<b>274,8</b>	10:19'27.811

3° 15 F. SANDI (2'01.327)							
Lap	Seg.1	Seg.2	Seg.3	Seg.4	Lap Time	km/h	Local Time
1		39.079	34.859	20.730			9:51'05.627
2	31.269	37.086	33.426	20.487	2'02.268	274,8	9:53'07.895
3	31.127	36.650	33.361	<b>20.351</b>	2'01.489	275,5	9:55'09.384
4	<b>31.012</b>	36.626	<b>33.314</b>	20.375	<b>2'01.327</b>	275,5	9:57'10.711
5	31.274	36.823	33.419	20.519	2'02.035	<b>276,2</b>	9:59'12.746
6	31.173	<b>36.580</b>	33.603	20.444	2'01.800	273,4	10:01'14.546
7	31.145	36.698	33.681	20.625	2'02.149	274,8	10:03'16.695
8	31.176	36.770	33.594	20.584	2'02.124	272,7	10:05'18.819
9	32.862	37.459	34.438	30.409	2'15.168P	272,7	10:07'33.987
10	5'24.354	37.975	33.766	20.640	6'56.735P		10:14'30.722
11	31.190	36.607	33.731	20.579	2'02.107	272,7	10:16'32.829
12	31.234	36.638	33.687	20.449	2'02.008	273,4	10:18'34.837

4° 21 F. MARINO (2'01.775)							
Lap	Seg.1	Seg.2	Seg.3	Seg.4	Lap Time	km/h	Local Time
1		38.337	34.587	20.663			9:51'12.577
2	31.221	36.608	33.591	<b>20.530</b>	2'01.950	272,0	9:53'14.527
3	<b>31.111</b>	36.682	33.630	20.563	2'01.986	<b>274,1</b>	9:55'16.513
4	31.207	<b>36.524</b>	<b>33.490</b>	20.554	<b>2'01.775</b>	272,7	9:57'18.288
5	31.465	36.591	33.595	20.608	2'02.259	272,0	9:59'20.547
6	31.217	36.607	34.993	27.321	2'10.138P	271,4	10:01'30.685
7	4'37.247	38.631	35.394	20.630	6'11.902P		10:07'42.587
8	31.480	36.556	33.631	20.545	2'02.212	270,0	10:09'44.799
9	31.223	36.787	33.696	20.695	2'02.401	272,7	10:11'47.200
10	31.339	36.614	33.715	20.802	2'02.470	270,0	10:13'49.670
11	31.276	36.704	33.677	20.582	2'02.239	270,0	10:15'51.909
12	31.370	36.786	33.767	20.716	2'02.639	270,7	10:17'54.548
13	31.539	36.779	33.743	20.590	2'02.651	270,7	10:19'57.199

5° 70 L. VITALI (2'02.123)							
Lap	Seg.1	Seg.2	Seg.3	Seg.4	Lap Time	km/h	Local Time
1		38.122	34.081	20.749			9:50'42.416
2	31.628	36.954	33.850	20.755	2'03.187	271,4	9:52'45.603

3	31.680	36.953	33.943	20.713	2'03.289	272,7	9:54'48.892
4	31.650	36.923	34.028	30.709	2'13.310P	272,0	9:57'02.202
5	7'46.901	37.220	34.235	20.857	9'19.213P		10:06'21.415
6	31.491	<b>36.589</b>	<b>33.505</b>	<b>20.538</b>	<b>2'02.123</b>	272,0	10:08'23.538
7	31.573	36.917	33.706	20.591	2'02.787	<b>274,1</b>	10:10'26.325
8	31.479	36.849	33.694	20.629	2'02.651	271,4	10:12'28.976
9	39.910	47.695	36.809	20.802	2'25.216	270,7	10:14'54.192
10	31.581	36.849	33.732	20.636	2'02.798	269,3	10:16'56.990
11	<b>31.434</b>	36.828	33.743	20.653	2'02.658	270,7	10:18'59.648

6° 7 M. SCHEIB (2'02.304)							
Lap	Seg.1	Seg.2	Seg.3	Seg.4	Lap Time	km/h	Local Time
1		37.613	34.465	20.689			9:50'41.219
2	31.543	36.619	33.981	20.559	2'02.702	272,0	9:52'43.921
3	31.626	36.662	34.168	20.463	2'02.919	272,7	9:54'46.840
4	34.407	38.590	35.347	27.800	2'16.144P	<b>273,4</b>	9:57'02.984
5	7'45.682	37.263	34.355	20.655	9'17.955P		10:06'20.939
6	<b>31.509</b>	36.520	33.825	<b>20.450</b>	<b>2'02.304</b>	267,3	10:08'23.243
7	32.468	38.676	35.203	26.725	2'13.072P	266,7	10:10'36.315
8	3'14.510	46.524	34.466	20.781	4'56.281P		10:15'32.596
9	31.885	36.419	<b>33.722</b>	20.563	2'02.589	270,0	10:17'35.185
10	31.530	<b>36.357</b>	33.964	20.453	<b>2'02.304</b>	268,7	10:19'37.489

7° 52 A. DELBIANCO (2'02.736)							
Lap	Seg.1	Seg.2	Seg.3	Seg.4	Lap Time	km/h	Local Time
1		37.452	35.908	21.235			9:50'12.439
2	31.420	36.897	34.021	20.926	2'03.264	273,4	9:52'15.703
3	37.679	51.622	34.362	20.757	2'24.420C	273,4	9:54'40.123
4	31.278	37.022	<b>33.847</b>	20.589	<b>2'02.736</b>	275,5	9:56'42.859
5	31.220	37.454	34.094	20.658	2'03.426	276,2	9:58'46.285
6	31.299	37.027	33.961	20.585	2'02.872	274,8	10:00'49.157
7	34.330	39.501	34.797	29.258	2'17.886P	274,8	10:03'07.043
8	5'36.090	37.209	38.705	20.755	7'12.759P		10:10'19.802
9	31.440	<b>36.843</b>	33.992	20.608	2'02.883C	270,7	10:12'22.685
10	31.287	41.446	35.317	20.572	2'08.622C	272,7	10:14'31.307
11	<b>31.162</b>	37.226	33.918	<b>20.523</b>	2'02.829	<b>276,9</b>	10:16'34.136
12	31.387	36.943	33.926	20.546	2'02.802	276,2	10:18'36.938

8° 84 R. RUSSO (2'02.891)							
Lap	Seg.1	Seg.2	Seg.3	Seg.4	Lap Time	km/h	Local Time
1		39.770	35.821	20.824			9:50'24.516
2	31.577	36.977	33.923	20.753	2'03.230	268,0	9:52'27.746
3	31.580	37.103	34.242	20.891	2'03.816	<b>269,3</b>	9:54'31.562
4	35.236	38.050	36.043	28.346	2'17.675P	267,3	9:56'49.237
5	5'52.774	37.950	34.034	20.857	7'25.615P		10:04'14.852
6	31.715	37.256	33.941	20.631	2'03.543	267,3	10:06'18.395
7	31.705	<b>36.890</b>	<b>33.776</b>	20.698	2'03.069	268,7	10:08'21.464
8	34.738	36.971	33.947	21.037	2'06.693	268,0	10:10'28.157
9	<b>31.486</b>	36.934	33.852	<b>20.619</b>	<b>2'02.891</b>	268,7	10:12'31.048
10	31.607	37.121	34.028	21.105	2'03.861	<b>269,3</b>	10:14'34.909
11	32.482	38.728	39.842	30.342	2'21.394P	266,0	10:16'56.303

9° 23 L. SALVADORI (2'03.002)							
Lap	Seg.1	Seg.2	Seg.3	Seg.4	Lap Time	km/h	Local Time
1		38.414	34.951	21.237			9:50'44.569
2	32.388	39.409	42.727	23.306	2'17.830	<b>273,4</b>	9:53'02.399
3	31.928	37.708	34.045	20.862	2'04.543	271,4	9:55'06.942
4	32.051	39.914	36.200	23.348	2'11.513	270,0	9:57'18.455
5	32.066	37.773	34.178	20.872	2'04.889	272,7	9:59'23.344
6	32.350	38.548	39.618	23.977	2'14.493	270,0	10:01'37.837
7	32.039	37.773	34.546	20.938	2'05.296	269,3	10:03'43.133
8	34.183	40.045	36.754	35.468	2'26.450P	267,3	10:06'09.583
9	5'29.113	40.072	39.909	24.392	7'13.486P		10:13'23.069
10	<b>31.488</b>	<b>37.090</b>	<b>33.791</b>	<b>20.633</b>	<b>2'03.002</b>	272,7	10:15'26.071

09/06/2018 P = Pits In/Out - C = Lap Time Cancelled

These data/results cannot be reproduced, stored and/or transmitted in whole or in part by any manner of electronic, mechanical, photocopying, recording, broadcasting or otherwise now known or herein after developed without the previous express consent by the copyright owner, except for reproduction in daily press and regular printed publications on sale to the public within 60 days of the event related to those data/results and always provided that copyright symbol appears together as follows below.

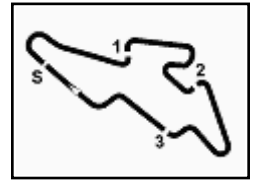
© DORNA WSBK ORGANIZATION Srl 2018







**4.5**  
**STK1000**  
**120/05**



### ACERBIS Czech Round, 8 - 10 June 2018

#### Superstock 1000 - Chronological Analysis Free Practice 3rd Session

Automotodrom Brno 5.403 m

2 / 3

11	31.980	38.893	34.105	20.711	2'05.689	270,0	10:17'31.760	1		38.150	35.070	21.034				9:50'12.590
12	32.096	38.197	34.176	20.758	2'05.227	269,3	10:19'36.987	2	32.160	37.314	34.355	20.950	2'04.779	<b>266,7</b>		9:52'17.369

3	32.276							3	32.276	39.169	44.362	33.159	2'28.966P	266,0		9:54'46.335
4	3'50.730							4	3'50.730	43.504	39.011	21.538	5'34.783P			10:00'21.118
5	31.942							5	31.942	37.337	34.141	21.025	2'04.445	266,0		10:02'25.563
6	1'06.146							6	1'06.146	42.213	36.004	29.107	2'53.470P	265,4		10:05'19.033
7	4'18.124							7	4'18.124	45.066	37.205	22.639	6'03.034P			10:11'22.067
8	32.148							8	32.148	37.321	34.124	20.977	2'04.570	264,7		10:13'26.637
9	32.023							9	32.023	37.309	34.062	20.878	2'04.272	263,4		10:15'30.909
10	<b>31.874</b>							10	<b>31.874</b>	<b>37.168</b>	<b>33.999</b>	20.939	<b>2'03.980</b>	264,1		10:17'34.889
11	31.925							11	31.925	37.308	34.119	<b>20.763</b>	2'04.115	264,1		10:19'39.004

#### 10° 45 J. BUEHN (2'03.110)

Lap	Seg.1	Seg.2	Seg.3	Seg.4	Lap Time	km/h	Local Time
1		39.267	34.940	21.209			9:50'14.179
2	31.989	38.417	34.101	21.235	2'05.742	271,4	9:52'19.921
3	31.652	37.424	34.015	<b>20.632</b>	2'03.723	<b>274,8</b>	9:54'23.644
4	31.586	37.302	<b>33.689</b>	20.665	2'03.242	272,7	9:56'26.886
5	31.596	37.134	33.862	20.685	2'03.277	270,7	9:58'30.163
6	32.121	39.279	36.475	30.450	2'18.325P	270,7	10:00'48.488
7	7'55.141	37.470	35.807	21.139	9'29.557P		10:10'18.045
8	33.110	37.839	33.911	20.690	2'05.550	269,3	10:12'23.595
9	<b>31.354</b>	37.156	33.875	21.251	2'03.636	273,4	10:14'27.231
10	31.647	37.019	33.757	20.687	<b>2'03.110</b>	270,7	10:16'30.341
11	31.441	<b>36.979</b>	34.115	20.721	2'03.256	271,4	10:18'33.597

#### 15° 9 A. MANTOVANI (2'04.531)

Lap	Seg.1	Seg.2	Seg.3	Seg.4	Lap Time	km/h	Local Time
1		38.955	35.242	21.348			9:51'03.153
2	32.816	37.683	34.702	32.528	2'17.729P	265,4	9:53'20.882
3	5'23.326	39.117	35.524	21.640	6'59.607P		10:00'20.489
4	32.706	37.832	34.323	20.920	2'05.781C	263,4	10:02'26.270
5	32.030	37.204	39.251	21.096	2'09.581	<b>268,0</b>	10:04'35.851
6	32.241	37.386	34.151	20.917	2'04.695	264,7	10:06'40.546
7	<b>31.900</b>	37.409	34.361	20.987	2'04.657	265,4	10:08'45.203
8	32.248	37.295	34.109	20.982	2'04.634C	263,4	10:10'49.837
9	32.196	37.322	34.222	20.920	2'04.660	264,1	10:12'54.497
10	43.652	49.807	38.034	21.144	2'32.637	264,7	10:15'27.134
11	32.081	<b>37.063</b>	34.416	20.971	<b>2'04.531</b>	266,7	10:17'31.665
12	32.032	40.797	<b>34.013</b>	<b>20.840</b>	2'07.682	266,0	10:19'39.347

#### 11° 16 G. RUIU (2'03.339)

Lap	Seg.1	Seg.2	Seg.3	Seg.4	Lap Time	km/h	Local Time
1		38.410	35.130	21.250			9:50'14.479
2	32.084	37.739	34.290	21.261	2'05.374	273,4	9:52'19.853
3	33.076	44.061	34.328	21.034	2'12.499	270,0	9:54'32.352
4	32.276	37.619	34.321	20.958	2'05.174	<b>274,8</b>	9:56'37.526
5	31.995	37.472	34.436	20.912	2'04.815	268,0	9:58'42.341
6	35.183	38.079	34.147	20.887	2'08.296	268,7	10:00'50.637
7	32.464	40.144	35.283	32.532	2'20.423P	269,3	10:03'11.060
8	4'48.844	37.916	34.563	20.920	6'22.243P		10:09'33.303
9	<b>31.297</b>	<b>36.798</b>	33.941	20.834	2'02.870C	272,0	10:11'36.173
10	31.748	37.032	<b>33.919</b>	20.929	2'03.628C	268,7	10:13'39.801
11	31.567	37.069	33.941	20.848	2'03.425	268,7	10:15'43.226
12	31.588	37.074	33.926	20.751	<b>2'03.339</b>	270,0	10:17'46.565
13	31.529	37.322	33.992	<b>20.744</b>	2'03.587	270,0	10:19'50.152

#### 16° 82 K. PESEK (2'05.228)

Lap	Seg.1	Seg.2	Seg.3	Seg.4	Lap Time	km/h	Local Time
1		40.166	37.404	21.755			9:50'25.375
2	32.660	37.998	34.643	21.183	2'06.484	270,0	9:52'31.859
3	32.265	37.792	34.412	21.221	2'05.690	270,0	9:54'37.549
4	<b>32.086</b>	37.710	34.616	21.157	2'05.569	270,0	9:56'43.118
5	32.141	37.628	34.640	21.187	2'05.596	<b>272,7</b>	9:58'48.714
6	32.141	37.684	34.526	21.249	2'05.600	272,0	10:00'54.314
7	33.637	38.804	35.470	33.723	2'21.634P	268,7	10:03'15.948
8	4'52.262	39.638	37.090	21.254	6'30.244CP		10:09'46.192
9	32.240	<b>37.561</b>	<b>34.353</b>	<b>21.074</b>	<b>2'05.228</b>	268,7	10:11'51.420
10	32.136	38.089	34.553	21.219	2'05.997	269,3	10:13'57.417
11	32.186	37.645	34.498	21.162	2'05.491	266,7	10:16'02.908
12	33.069	38.935	35.513	35.355	2'22.872P	268,0	10:18'25.780

#### 12° 51 E. VIONNET (2'03.640)

Lap	Seg.1	Seg.2	Seg.3	Seg.4	Lap Time	km/h	Local Time
1		39.338	34.857	20.933			9:50'56.869
2	31.991	37.703	34.268	20.670	2'04.632	271,4	9:53'01.501
3	31.574	37.386	34.046	<b>20.634</b>	<b>2'03.640</b>	271,4	9:55'05.141
4	31.588	38.042	34.263	20.736	2'04.629	271,4	9:57'09.770
5	31.858	37.659	<b>33.908</b>	20.573	2'03.998C	270,7	9:59'13.768
6	<b>31.500</b>	37.270	34.272	20.652	2'03.694	<b>274,1</b>	10:01'17.462
7	31.834	37.545	35.080	30.689	2'15.148P	<b>274,1</b>	10:03'32.610
8	7'09.805	38.978	34.902	21.009	8'44.694P		10:12'17.304
9	31.725	<b>37.145</b>	34.462	20.757	2'04.089	268,7	10:14'21.393
10	31.703	37.198	34.482	20.795	2'04.178C	270,0	10:16'25.571
11	31.953	39.708	35.361	21.413	2'08.435	268,7	10:18'34.006

#### 17° 31 V. SUCHET (2'05.470)

Lap	Seg.1	Seg.2	Seg.3	Seg.4	Lap Time	km/h	Local Time
1		39.532	35.617	21.403			9:50'17.361
2	32.647	38.610	35.031	21.268	2'07.556	<b>268,7</b>	9:52'24.917
3	32.405	38.528	35.001	21.347	2'07.281	268,0	9:54'32.198
4	33.013	38.603	35.814	21.287	2'08.717	267,3	9:56'40.915
5	32.747	38.379	34.866	21.209	2'07.201	265,4	9:58'48.116
6	32.879	37.848	34.626	21.045	2'06.398	265,4	10:00'54.514
7	33.089	38.328	34.923	31.104	2'17.444P	265,4	10:03'11.958
8	4'56.375	38.443	35.049	21.354	6'31.221P		10:09'43.179
9	32.434	37.704	34.415	21.041	2'05.594	264,1	10:11'48.773
10	32.317	37.675	<b>34.384</b>	21.094	<b>2'05.470</b>	264,1	10:13'54.243
11	32.421	<b>37.639</b>	34.558	<b>20.946</b>	2'05.564	262,1	10:15'59.807
12	<b>32.198</b>	37.763	34.441	21.097	2'05.499	263,4	10:18'05.306

#### 13° 59 A. SCHACHT (2'03.701)

Lap	Seg.1	Seg.2	Seg.3	Seg.4	Lap Time	km/h	Local Time
1		38.510	34.883	21.144			9:52'37.056
2	32.275	37.845	34.416	21.049	2'05.585	267,3	9:54'42.641
3	32.081	37.476	34.254	20.944	2'04.755	<b>268,0</b>	9:56'47.396
4	32.149	37.304	34.209	20.988	2'04.650	<b>268,0</b>	9:58'52.046
5	33.022	38.136	35.052	30.462	2'16.672P	265,4	10:01'08.718
6	4'39.606	37.389	34.085	20.866	6'11.946P		10:07'20.664
7	31.934	<b>37.087</b>	<b>33.879</b>	20.801	<b>2'03.701</b>	264,7	10:09'24.365
8	<b>31.744</b>	37.163	34.063	20.862	2'03.832	266,0	10:11'28.197
9	31.893	37.158	33.986	20.820	2'03.857	264,1	10:13'32.054
10	31.939	37.135	34.033	20.935	2'04.042	266,0	10:15'36.096
11	35.685	37.832	34.132	<b>20.791</b>	2'08.440	262,8	10:17'44.536
12	31.789	37.170	34.088	20.872	2'03.919	266,0	10:19'48.455

#### 18° 77 T. ALBERTO (2'05.703)

Lap	Seg.1	Seg.2	Seg.3	Seg.4	Lap Time	km/h	Local Time
1		39.640	34.922	21.451			9:50'44.497
2	32.875	38.626	35.010	21.376	2'07.887	266,7	9:52'52.384
3	32.321	37.687	34.404	21.418	2'05.830	<b>272,7</b>	9:54'58.214
4	<b>32.268</b>	37.896	34.498	21.400	2'06.062	270,7	9:57'04.276
5	32.315	37.750	34.482	21.328	2'05.875	270,0	9:59'10.151

#### 14° 6 E. PUSCEDDU (2'03.980)

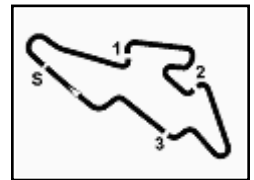
Lap	Seg.1	Seg.2	Seg.3	Seg.4	Lap Time	km/h	Local Time
-----	-------	-------	-------	-------	----------	------	------------

09/06/2018 P = Pits In/Out - C = Lap Time Cancelled

These data/results cannot be reproduced, stored and/or transmitted in whole or in part by any manner of electronic, mechanical, photocopying, recording, broadcasting or otherwise now known or herein after developed without the previous express consent by the copyright owner, except for reproduction in daily press and regular printed publications on sale to the public within 60 days of the event related to those data/results and always provided that copyright symbol appears together as follows below.

© DORNA WSBK ORGANIZATION Srl 2018

FIOR PERUG



### ACERBIS Czech Round, 8 - 10 June 2018

#### Superstock 1000 - Chronological Analysis Free Practice 3rd Session

6	32.471	37.997	34.557	<b>20.895</b>	2'05.920	272,0	10:01'16.071
7	32.430	37.859	34.744	21.342	2'06.375	<b>272,7</b>	10:03'22.446
8	32.500	<b>37.664</b>	<b>34.321</b>	21.163	2'05.648C	271,4	10:05'28.094
9	32.509	37.767	34.876	21.091	2'06.243C	271,4	10:07'34.337
10	33.359	38.646	35.149	36.762	2'23.916P	269,3	10:09'58.253
11	3'44.014	40.080	35.187	21.427	5'20.708P		10:15'18.961
12	32.599	37.756	34.494	21.287	2'06.136	270,7	10:17'25.097
13	32.535	37.745	34.447	20.976	<b>2'05.703</b>	269,3	10:19'30.800

19° 69 D. JUDA (2'05.713)							
Lap	Seg.1	Seg.2	Seg.3	Seg.4	Lap Time	km/h	Local Time
1		39.038	35.086	21.541			9:50'15.668
2	32.849	38.091	34.899	21.530	2'07.369	261,5	9:52'23.037
3	32.807	38.603	35.802	31.266	2'18.478P	262,1	9:54'41.515
4	3'27.508	38.871	34.884	21.402	5'02.665P		9:59'44.180
5	32.501	37.638	34.808	21.364	2'06.311	262,1	10:01'50.491
6	32.405	37.724	34.884	21.342	2'06.355	262,1	10:03'56.846
7	32.411	<b>37.551</b>	34.713	21.318	2'05.993	261,5	10:06'02.839
8	32.411	37.766	37.745	29.839	2'17.761	260,2	10:08'20.600
9	33.349	38.361	34.668	21.511	2'07.889	233,3	10:10'28.489
10	32.405	37.671	<b>34.573</b>	21.320	2'05.969	<b>262,8</b>	10:12'34.458
11	32.436	37.554	34.702	21.351	2'06.043	259,6	10:14'40.501
12	<b>32.280</b>	37.559	34.575	<b>21.299</b>	<b>2'05.713</b>	260,9	10:16'46.214
13	32.609	43.750	42.554	26.978	2'25.891	259,6	10:19'12.105

20° 46 M. CUDEVILLE (2'06.473)							
Lap	Seg.1	Seg.2	Seg.3	Seg.4	Lap Time	km/h	Local Time
1		39.543	35.559	21.443			9:50'16.881
2	32.812	38.119	34.968	21.364	2'07.263	260,2	9:52'24.144
3	32.705	38.447	35.106	21.564	2'07.822	261,5	9:54'31.966
4	32.963	38.113	34.894	<b>21.320</b>	2'07.290	262,1	9:56'39.256
5	33.467	39.140	35.600	32.743	2'20.950P	259,6	9:59'00.206
6	5'50.019	38.796	39.880	33.767	7'42.462P		10:06'42.668
7	52.871	40.913	36.649	21.359	2'31.792P		10:09'14.460
8	33.240	38.102	<b>34.815</b>	21.693	2'07.850	257,1	10:11'22.310
9	<b>32.445</b>	<b>37.837</b>	34.846	21.345	<b>2'06.473</b>	<b>263,4</b>	10:13'28.783
10	37.002	39.268	36.091	32.447	2'24.808P	259,0	10:15'53.591
11	1'58.923	38.632	35.499	21.444	3'34.498P		10:19'28.089

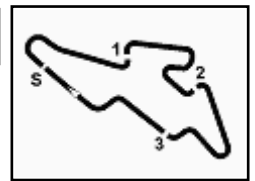
21° 10 A. YEGIN (2'07.693)							
Lap	Seg.1	Seg.2	Seg.3	Seg.4	Lap Time	km/h	Local Time
1		39.946	36.242	21.840			9:51'00.718
2	33.192	39.343	35.402	21.530	2'09.467	264,1	9:53'10.185
3	33.069	38.801	35.484	31.578	2'18.932P	265,4	9:55'29.117
4	4'04.861	38.807	35.428	21.623	5'40.719P		10:01'09.836
5	32.839	<b>38.345</b>	34.946	21.615	2'07.745	264,7	10:03'17.581
6	<b>32.511</b>	38.828	34.930	21.424	<b>2'07.693</b>	<b>268,0</b>	10:05'25.274
7	32.787	38.546	34.981	21.459	2'07.773	265,4	10:07'33.047
8	33.247	38.636	34.804	21.445	2'08.132	249,4	10:09'41.179
9	32.936	39.884	<b>34.715</b>	21.495	2'09.030	264,1	10:11'50.209
10	32.603	38.670	35.400	21.505	2'08.178	266,0	10:13'58.387
11	32.662	38.621	35.095	<b>21.393</b>	2'07.771	267,3	10:16'06.158
12	32.775	41.202	37.525	34.780	2'26.282P	263,4	10:18'32.440

09/06/2018 P = Pits In/Out - C = Lap Time Cancelled

These data/results cannot be reproduced, stored and/or transmitted in whole or in part by any manner of electronic, mechanical, photocopying, recording, broadcasting or otherwise now known or herein after developed without the previous express consent by the copyright owner, except for reproduction in daily press and regular printed publications on sale to the public within 60 days of the event related to those data/results and always provided that copyright symbol appears together as follows below.

© DORNA WSBK ORGANIZATION Srl 2018

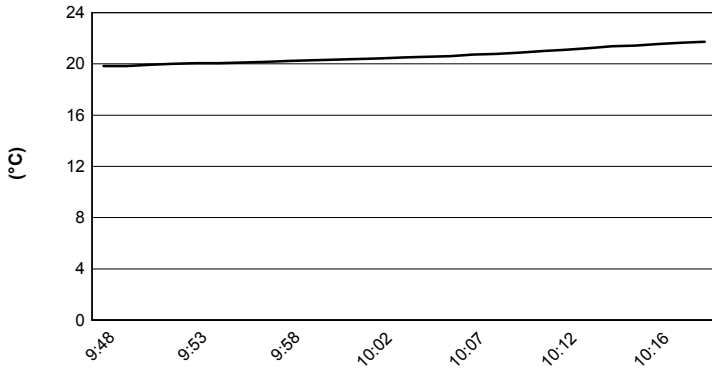




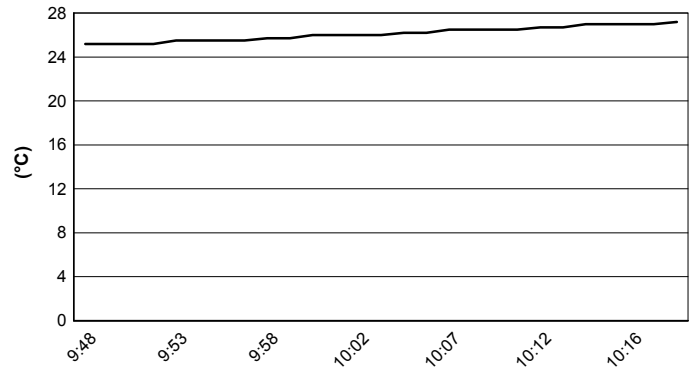
Automotodrom Brno 5.403 m

**ACERBIS Czech Round, 8 - 10 June 2018**  
**Superstock 1000 - Weather Report Free Practice 3rd Session**  
 Session started 09:48 - Session ended 10:20

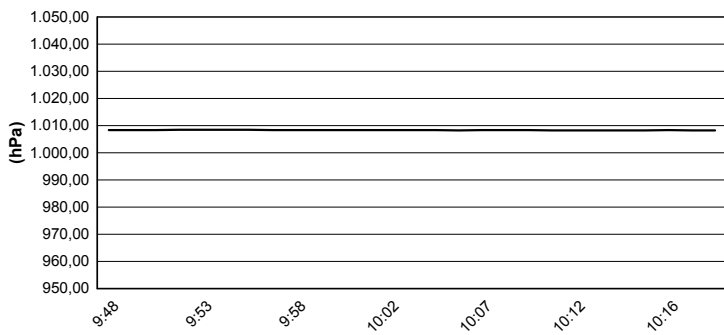
**Air Temperature**



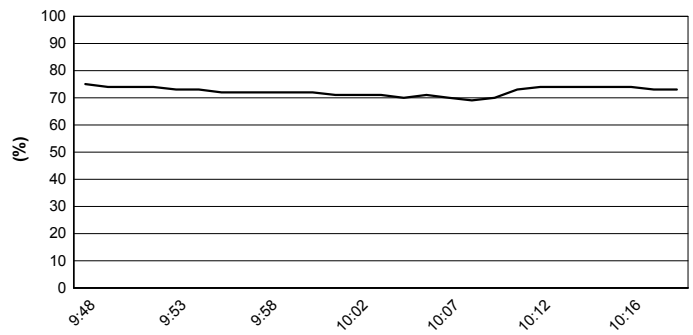
**Track Temperature**



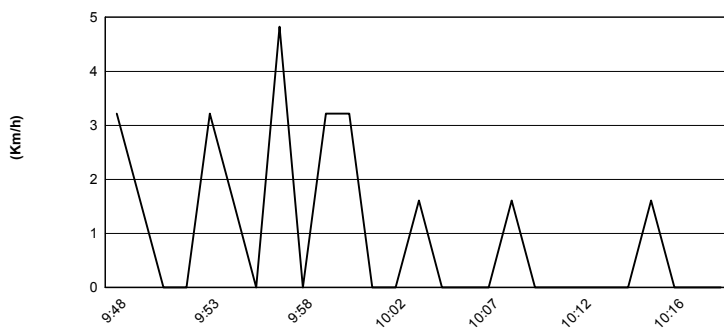
**Air Pressure**



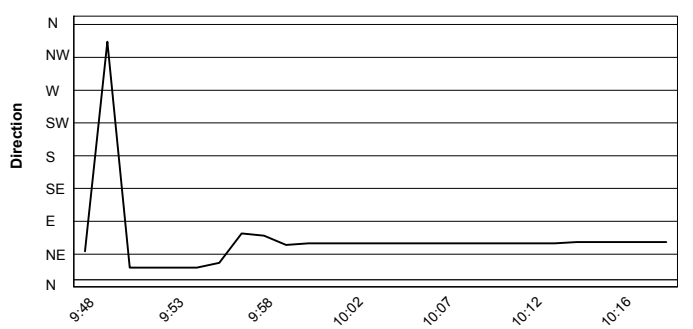
**Humidity**



**Wind Speed**



**Wind Direction**



09/06/2018

These data/results cannot be reproduced, stored and/or transmitted in whole or in part by any manner of electronic, mechanical, photocopying, recording, broadcasting or otherwise now known or herein after developed without the previous express consent by the copyright owner, except for reproduction in daily press and regular printed publications on sale to the public within 60 days of the event related to those data/results and always provided that copyright symbol appears together as follows below.

© DORNA WSBK ORGANIZATION Srl 2018