

ACERBIS Czech Round, 8 - 10 June 2018

Superstock 1000 - Results Qualifying

Automotodrom Brno 5.403 m

1 / 2

No.	Rider	Nat	Team	Bike	Time	Gap	Rel.	Laps	Speed	
									Avg	Max
1	28 M. REITERBERGER	GER	alpha Racing-Van Zon-BMW	BMW S 1000 RR	2'00.855			8	160,943	275,5
2	7 M. SCHEIB	CHI	Aprilia Racing Team	Aprilia RSV4 RF	2'01.357	0.502	0.502	10	160,278	275,5
3	2 R. TAMBURINI	ITA	Berclaz Racing Team	BMW S 1000 RR	2'01.421	0.566	0.064	10	160,193	282,0
4	21 F. MARINO	FRA	URBIS Yamaha Motocrossing STK Team	Yamaha YZF R1	2'01.540	0.685	0.119	9	160,036	276,2
5	70 L. VITALI	ITA	Aprilia Racing Team	Aprilia RSV4 RF	2'01.819	0.964	0.279	10	159,670	277,6
6	15 F. SANDI	ITA	MOTOCORSA Racing	Ducati 1199 Panigale R	2'01.869	1.014	0.050	8	159,604	279,1
7	45 J. BUEHN	GER	alpha Racing-Van Zon-BMW	BMW S 1000 RR	2'02.436	1.581	0.567	11	158,865	277,6
8	52 A. DELBIANCO	ITA	GULF ALTHEA BMW Racing Team	BMW S 1000 RR	2'02.615	1.760	0.179	5	158,633	278,4
9	16 G. RUIU	ITA	Team Pedercini Racing	Kawasaki ZX-10RR	2'03.178	2.323	0.563	12	157,908	276,9
10	84 R. RUSSO	ITA	C.M. Racing	Kawasaki ZX-10RR	2'03.292	2.437	0.114	10	157,762	273,4
11	51 E. VIONNET	SUI	MOTOS VIONNET	BMW S 1000 RR	2'03.581	2.726	0.289	10	157,393	278,4
12	23 L. SALVADORI	ITA	Berclaz Racing Team	BMW S 1000 RR	2'03.605	2.750	0.024	9	157,363	276,2
13	6 E. PUSCEDDU	ITA	D.K. Racing	BMW S 1000 RR	2'03.639	2.784	0.034	11	157,319	274,1
14	9 A. MANTOVANI	ITA	Nuova M2 Racing	Aprilia RSV4 RF	2'03.639	2.784	0.000	5	157,319	274,1
15	59 A. SCHACHT	DEN	EAB SCHACHT Racing Team	Ducati 1199 Panigale R	2'03.984	3.129	0.345	12	156,882	273,4
16	77 T. ALBERTO	PHI	MOTOCORSA Racing	Ducati 1199 Panigale R	2'04.475	3.620	0.491	12	156,263	276,2
17	82 K. PESEK	CZE	Uniserv	Kawasaki ZX-10RR	2'04.873	4.018	0.398	10	155,765	274,8
18	31 V. SUCHET	SUI	Flembo Leader Team	Kawasaki ZX-10RR	2'04.875	4.020	0.002	12	155,762	272,0
19	69 D. JUDA	CZE	TME Racing	BMW S 1000 RR	2'05.202	4.347	0.327	11	155,355	268,7
20	46 M. CUDEVILLE	FRA	Flembo Leader Team	Kawasaki ZX-10RR	2'06.161	5.306	0.959	11	154,174	266,0
21	10 A. YEGIN	TUR	Nutec - Benjan - Kawasaki	Kawasaki ZX-10RR	2'07.399	6.544	1.238	11	152,676	271,4

Qualifying Lap Time (107% of 2'00.855): 2'09.316

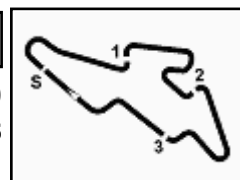
AIR	Humidity:	57%	Temp:	25°C
TRACK	Condition:	Dry	Temp:	40°C

Records	Pole	2009	X.Simeon	2'03.188	157,900	Km/h
	Race (RC)	2009	M.Berger	2'03.119	157,980	Km/h
	Circuit (FP3)	2018	M.Reiterberger	2'01.037	160,700	Km/h

Start 09/06/2018 15:35 End 16:07 The results are provisional until the end of the time limit for protests and appeals and the completion of the technical checks.

These data/results cannot be reproduced, stored and/or transmitted in whole or in part by any manner of electronic, mechanical, photocopying, recording, broadcasting or otherwise now known or herein after developed without the previous express consent by the copyright owner, except for reproduction in daily press and regular printed publications on sale to the public within 60 days of the event related to those data/results and always provided that copyright symbol appears together as follows below.

© DORNA WSBK ORGANIZATION Srl 2018



ACERBIS Czech Round, 8 - 10 June 2018

Superstock 1000 - Results Qualifying

Session Highlights

Local Time	No. Rider	Description
15.35.00		Start
15.39.28		New Best Lap
15.43.48	77 T. ALBERTO	Lap Cancelled (2'06.385) - Exceeded Track Limits - Turn 7
15.44.36	9 A. MANTOVANI	Lap Cancelled (2'03.547) - Exceeded Track Limits - Turn 14
15.44.44	9 A. MANTOVANI	Current Lap Cancelled - Exceeded Track Limits - Turn 2
15.47.51	10 A. YEGIN	On the Gravel - Re-Joined - Turn 13
15.57.19	52 A. DELBIANCO	Crashed - Turn 10
15.57.29	10 A. YEGIN	On the Gravel - Re-Joined - Turn 13
15.57.41	9 A. MANTOVANI	Crashed - Turn 12
16.03.52	15 F. SANDI	Crashed - Turn 10
16.07.14		End Of Session

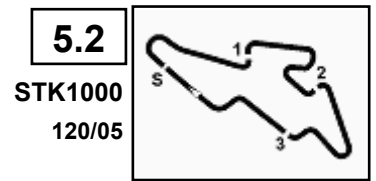
Fastest Laps Sequence

No.	Rider	Nat	Team	Bike	Local Time	Time	Gap	Avg
28	M. REITERBERGER	GER	alpha Racing-Van Zon-BMW	BMW S 1000 RR	15:39'06.715	2'01.000		160,750
28	M. REITERBERGER	GER	alpha Racing-Van Zon-BMW	BMW S 1000 RR	16:01'15.295	2'00.855	-0.145	160,943

09/06/2018 Start 15:35 End 16:07 The results are provisional until the end of the time limit for protests and appeals and the completion of the technical checks.

These data/results cannot be reproduced, stored and/or transmitted in whole or in part by any manner of electronic, mechanical, photocopying, recording, broadcasting or otherwise now known or herein after developed without the previous express consent by the copyright owner, except for reproduction in daily press and regular printed publications on sale to the public within 60 days of the event related to those data/results and always provided that copyright symbol appears together as follows below.

© DORNA WSBK ORGANIZATION Srl 2018



Automotodrom Brno 5.403 m

ACERBIS Czech Round, 8 - 10 June 2018

Superstock 1000 - Best Sector & Speed Qualifying

BEST LAP			
1	28 M. REITERBERGER	BMW S 1000 RR	2'00.855
2	7 M. SCHEIB	Aprilia RSV4 RF	2'01.357
3	2 R. TAMBURINI	BMW S 1000 RR	2'01.421
4	21 F. MARINO	Yamaha YZF R1	2'01.540
5	70 L. VITALI	Aprilia RSV4 RF	2'01.819
6	15 F. BUEHN	Ducati 1199 Panigale R	2'01.869
7	45 J. BUEHN	BMW S 1000 RR	2'02.436
8	52 A. DELBIANCO	BMW S 1000 RR	2'02.615
9	16 G. RUIU	Kawasaki ZX-10RR	2'03.178
10	84 R. RUSSO	Kawasaki ZX-10RR	2'03.292
11	51 E. VIONNET	BMW S 1000 RR	2'03.581
12	23 L. SALVADORI	BMW S 1000 RR	2'03.605
13	6 E. PUSCEDDU	BMW S 1000 RR	2'03.639
14	9 A. MANTOVANI	Aprilia RSV4 RF	2'03.639
15	59 A. SCHACHT	Ducati 1199 Panigale R	2'03.984
16	77 T. ALBERTO	Ducati 1199 Panigale R	2'04.475
17	82 K. PESEK	Kawasaki ZX-10RR	2'04.873
18	31 V. SUCHET	Kawasaki ZX-10RR	2'04.875
19	69 D. JUDA	BMW S 1000 RR	2'05.202
20	46 M. CUDEVILLE	Kawasaki ZX-10RR	2'06.161
21	10 A. YEGIN	Kawasaki ZX-10RR	2'07.399

SPEED			
1	2 R. TAMBURINI	BMW S 1000 RR	282,0
2	15 F. SANDI	Ducati 1199 Panigale R	279,1
3	52 A. DELBIANCO	BMW S 1000 RR	278,4
4	51 E. VIONNET	BMW S 1000 RR	278,4
5	70 L. VITALI	Aprilia RSV4 RF	277,6
6	45 J. BUEHN	BMW S 1000 RR	277,6
7	16 G. RUIU	Kawasaki ZX-10RR	276,9
8	21 F. MARINO	Yamaha YZF R1	276,2
9	23 L. SALVADORI	BMW S 1000 RR	276,2
10	77 T. ALBERTO	Ducati 1199 Panigale R	276,2
11	28 M. REITERBERGER	BMW S 1000 RR	275,5
12	7 M. SCHEIB	Aprilia RSV4 RF	275,5
13	82 K. PESEK	Kawasaki ZX-10RR	274,8
14	9 A. MANTOVANI	Aprilia RSV4 RF	274,1
15	6 E. PUSCEDDU	BMW S 1000 RR	274,1
16	59 A. SCHACHT	Ducati 1199 Panigale R	273,4
17	84 R. RUSSO	Kawasaki ZX-10RR	273,4
18	31 V. SUCHET	Kawasaki ZX-10RR	272,0
19	10 A. YEGIN	Kawasaki ZX-10RR	271,4
20	69 D. JUDA	BMW S 1000 RR	268,7
21	46 M. CUDEVILLE	Kawasaki ZX-10RR	266,0

SEG. 1		SEG. 2		SEG. 3		SEG. 4		
1	28 M. REITERBERGER	30.869	1	7 M. SCHEIB	36.213	1	28 M. REITERBERGER	20.285
2	15 F. SANDI	30.975	2	28 M. REITERBERGER	36.301	2	7 M. SCHEIB	20.318
3	21 F. MARINO	31.096	3	2 R. TAMBURINI	36.379	3	2 R. TAMBURINI	20.356
4	7 M. SCHEIB	31.139	4	21 F. MARINO	36.426	4	52 A. DELBIANCO	20.363
5	52 A. DELBIANCO	31.185	5	70 L. VITALI	36.554	5	70 L. VITALI	20.385
6	70 L. VITALI	31.192	6	15 F. SANDI	36.555	6	21 F. MARINO	20.397
7	2 R. TAMBURINI	31.203	7	45 J. BUEHN	36.814	7	15 F. SANDI	20.398
8	45 J. BUEHN	31.284	8	52 A. DELBIANCO	36.841	8	45 J. BUEHN	20.487
9	16 G. RUIU	31.453	9	9 A. MANTOVANI	36.957	9	23 L. SALVADORI	20.574
10	51 E. VIONNET	31.500	10	16 G. RUIU	36.975	10	51 E. VIONNET	20.585
11	84 R. RUSSO	31.567	11	51 E. VIONNET	36.977	11	84 R. RUSSO	20.668
12	23 L. SALVADORI	31.572	12	84 R. RUSSO	36.996	12	9 A. MANTOVANI	20.695
13	9 A. MANTOVANI	31.660	13	6 E. PUSCEDDU	37.039	13	6 E. PUSCEDDU	20.726
14	59 A. SCHACHT	31.754	14	59 A. SCHACHT	37.060	14	16 G. RUIU	20.727
15	6 E. PUSCEDDU	31.796	15	23 L. SALVADORI	37.202	15	77 T. ALBERTO	20.817
16	82 K. PESEK	31.958	16	82 K. PESEK	37.314	16	59 A. SCHACHT	20.841
17	77 T. ALBERTO	31.973	17	31 V. SUCHET	37.338	17	31 V. SUCHET	20.898
18	31 V. SUCHET	32.091	18	69 D. JUDA	37.392	18	82 K. PESEK	21.001
19	69 D. JUDA	32.174	19	77 T. ALBERTO	37.426	19	69 D. JUDA	21.151
20	46 M. CUDEVILLE	32.424	20	46 M. CUDEVILLE	37.797	20	46 M. CUDEVILLE	21.238
21	10 A. YEGIN	32.631	21	10 A. YEGIN	38.257	21	10 A. YEGIN	21.528

09/06/2018

These data/results cannot be reproduced, stored and/or transmitted in whole or in part by any manner of electronic, mechanical, photocopying, recording, broadcasting or otherwise now known or herein after developed without the previous express consent by the copyright owner, except for reproduction in daily press and regular printed publications on sale to the public within 60 days of the event related to those data/results and always provided that copyright symbol appears together as follows below.

© DORNA WSBK ORGANIZATION Srl 2018

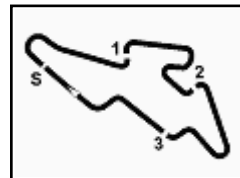
FICR PERUGIA TIMING



Official Tyre Supplier



Official Timekeeper



ACERBIS Czech Round, 8 - 10 June 2018

Superstock 1000 - Ideal Time Qualifying

Automotodrom Brno 5.403 m

No.	Rider	Nat	Bike	Seg. 1	Seg. 2	Seg. 3	Seg. 4	Ideal Time		
				Diff. 1	Diff. 2	Diff. 3	Diff. 4	Best Lap	Pos.	Diff.
1	28 M. REITERBERGER	GER	BMW S 1000 RR	30.869 0.063	36.301	33.265	20.285 0.072	2'00.720 2'00.855	1	0.135
2	7 M. SCHEIB	CHI	Aprilia RSV4 RF	31.139 0.118	36.213	33.569	20.318	2'01.239 2'01.357	2	0.118
3	21 F. MARINO	FRA	Yamaha YZF R1	31.096	36.426	33.454 0.083	20.397 0.084	2'01.373 2'01.540	4	0.167
4	2 R. TAMBURINI	ITA	BMW S 1000 RR	31.203	36.379	33.483	20.356	2'01.421 2'01.421	3	
5	15 F. SANDI	ITA	Ducati 1199 Panigale R	30.975 0.186	36.555 0.120	33.543	20.398 0.092	2'01.471 2'01.869	6	0.398
6	70 L. VITALI	ITA	Aprilia RSV4 RF	31.192 0.132	36.554	33.556	20.385	2'01.687 2'01.819	5	0.132
7	52 A. DELBIANCO	ITA	BMW S 1000 RR	31.185	36.841	33.866 0.115	20.363 0.245	2'02.255 2'02.615	8	0.360
8	45 J. BUEHN	GER	BMW S 1000 RR	31.284	36.814	33.851	20.487	2'02.436 2'02.436	7	
9	84 R. RUSSO	ITA	Kawasaki ZX-10RR	31.567	36.996 0.102	33.883 0.076	20.668	2'03.114 2'03.292	10	0.178
10	23 L. SALVADORI	ITA	BMW S 1000 RR	31.572 0.428	37.202	33.815	20.574 0.014	2'03.163 2'03.605	12	0.442
11	9 A. MANTOVANI	ITA	Aprilia RSV4 RF	31.660 0.308	36.957 0.019	33.863 0.025	20.695 0.112	2'03.175 2'03.639	14	0.464
12	16 G. RUIJU	ITA	Kawasaki ZX-10RR	31.453	36.975	34.023	20.727	2'03.178 2'03.178	9	
13	51 E. VIONNET	SUI	BMW S 1000 RR	31.500 0.010	36.977 0.059	34.227 0.101	20.585 0.122	2'03.289 2'03.581	11	0.292
14	6 E. PUSCEDDU	ITA	BMW S 1000 RR	31.796 0.132	37.039	33.946	20.726	2'03.507 2'03.639	13	0.132
15	59 A. SCHACHT	DEN	Ducati 1199 Panigale R	31.754	37.060	34.166 0.163	20.841	2'03.821 2'03.984	15	0.163
16	77 T. ALBERTO	PHI	Ducati 1199 Panigale R	31.973	37.426 0.065	34.174 0.009	20.817 0.011	2'04.390 2'04.475	16	0.085
17	31 V. SUCHET	SUI	Kawasaki ZX-10RR	32.091 0.048	37.338 0.151	34.259 0.090	20.898	2'04.586 2'04.875	18	0.289
18	82 K. PESEK	CZE	Kawasaki ZX-10RR	31.958 0.214	37.314	34.347	21.001 0.039	2'04.620 2'04.873	17	0.253
19	69 D. JUDA	CZE	BMW S 1000 RR	32.174	37.392	34.433	21.151 0.052	2'05.150 2'05.202	19	0.052
20	46 M. CUDEVILLE	FRA	Kawasaki ZX-10RR	32.424 0.117	37.797	34.585	21.238	2'06.044 2'06.161	20	0.117
21	10 A. YEGIN	TUR	Kawasaki ZX-10RR	32.631 0.102	38.257	34.745 0.029	21.528 0.107	2'07.161 2'07.399	21	0.238
Overall Ideal Time				30.869	36.213	33.265	20.285	2'00.632		

09/06/2018

These data/results cannot be reproduced, stored and/or transmitted in whole or in part by any manner of electronic, mechanical, photocopying, recording, broadcasting or otherwise now known or herein after developed without the previous express consent by the copyright owner, except for reproduction in daily press and regular printed publications on sale to the public within 60 days of the event related to those data/results and always provided that copyright symbol appears together as follows below.

© DORNA WSBK ORGANIZATION Srl 2018

PIRELLI PERUGIA TIMING



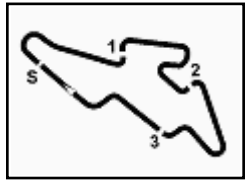
Official Tyre Supplier



Official Timekeeper



5.4
STK1000
120/05



ACERBIS Czech Round, 8 - 10 June 2018

Superstock 1000 - Chronological Analysis Qualifying

Automotodrom Brno 5.403 m

1 / 3

1° 28 M. REITERBERGER (2'00.855)

Lap	Seg.1	Seg.2	Seg.3	Seg.4	Lap Time	km/h	Local Time
1		37.186	33.450	20.404			15:37'05.715
2	31.000	36.314	33.323	20.363	2'01.000	273,4	15:39'06.715
3	31.084	36.416	33.518	20.368	2'01.386	274,8	15:41'08.101
4	31.053	36.466	33.514	20.430	2'01.463	275,5	15:43'09.564
5	31.708	38.112	34.621	27.683	2'12.124P		15:45'21.688
6	12'19.961	38.397	34.012	20.382	13'52.752P		15:59'14.440
7	30.932	36.301	33.265	20.357	2'00.855	274,1	16:01'15.295
8	30.869	36.364	33.369	20.285	2'00.887	273,4	16:03'16.182
9	31.034	36.313	33.484	20.294	2'01.125	273,4	16:05'17.307

10	2'34.697	37.230	34.121	20.646	4'06.694P		16:04'02.886
11	31.319	36.997	33.969	20.925	2'03.210	274,1	16:06'06.096

6° 15 F. SANDI (2'01.869)

Lap	Seg.1	Seg.2	Seg.3	Seg.4	Lap Time	km/h	Local Time
1		39.467	34.281	20.438			15:37'30.074
2	31.161	36.675	33.543	20.490	2'01.869	274,1	15:39'31.943
3	31.086	36.961	33.592	20.398	2'02.037	276,9	15:41'33.980
4	34.775	38.798	34.552	23.776	2'11.901	279,1	15:43'45.881
5	31.200	37.655	33.856	28.073	2'10.784P	273,4	15:45'56.665
6	4'36.534	37.269	33.798	20.610	6'08.211P		15:52'04.876
7	31.335	36.747	33.664	20.788	2'02.534	277,6	15:54'07.410
8	31.569	36.905	34.372	26.970	2'09.816P	274,1	15:56'17.226
9	4'27.665	37.856	34.090	20.418	6'00.029P		16:02'17.255

2° 7 M. SCHEIB (2'01.357)

Lap	Seg.1	Seg.2	Seg.3	Seg.4	Lap Time	km/h	Local Time
1		36.538	33.801	20.833			15:37'07.947
2	31.349	36.242	33.787	20.509	2'01.887	272,0	15:39'09.834
3	31.139	36.555	33.972	20.930	2'02.596	275,5	15:41'12.430
4	31.383	36.374	33.934	20.451	2'02.142	274,1	15:43'14.572
5	34.237	37.795	34.850	26.614	2'13.496P	272,7	15:45'28.068
6	6'25.910	36.934	42.421	20.682	8'05.947P		15:53'34.015
7	31.257	36.213	33.569	20.318	2'01.357	275,5	15:55'35.372
8	31.195	36.534	33.859	27.884	2'09.472P	275,5	15:57'44.844
9	2'38.870	36.879	34.361	20.559	4'10.669P		16:01'55.513
10	31.210	36.395	33.862	20.544	2'02.011	272,7	16:03'57.524
11	31.440	36.329	33.960	20.503	2'02.232	272,0	16:05'59.756

7° 45 J. BUEHN (2'02.436)

Lap	Seg.1	Seg.2	Seg.3	Seg.4	Lap Time	km/h	Local Time
1		39.327	35.214	21.538			15:37'14.522
2	31.976	37.828	34.317	21.016	2'05.137	276,2	15:39'19.659
3	32.074	39.361	34.715	28.145	2'14.295P	274,8	15:41'33.954
4	3'06.449	39.025	34.579	20.795	4'40.848P		15:46'14.802
5	31.555	37.561	33.986	21.023	2'04.125	275,5	15:48'18.927
6	31.554	37.040	33.862	20.610	2'03.066	276,9	15:50'21.993
7	31.559	37.305	33.925	20.632	2'03.421	274,8	15:52'25.414
8	33.943	39.088	35.764	27.831	2'16.626P	275,5	15:54'42.040
9	3'00.543	37.786	33.862	20.633	4'32.824P		15:59'14.864
10	31.284	36.814	33.851	20.487	2'02.436	277,6	16:01'17.300
11	31.389	37.221	33.940	20.657	2'03.207	276,2	16:03'20.507
12	31.700	37.737	35.562	21.184	2'06.183	276,2	16:05'26.690

3° 2 R. TAMBURINI (2'01.421)

Lap	Seg.1	Seg.2	Seg.3	Seg.4	Lap Time	km/h	Local Time
1		37.906	34.476	20.737			15:37'58.067
2	31.759	37.051	33.954	20.557	2'03.321	272,7	15:40'01.388
3	31.543	36.903	33.905	20.610	2'02.961	274,8	15:42'04.349
4	31.678	36.857	33.905	20.517	2'02.957	273,4	15:44'07.306
5	32.951	38.405	34.793	27.621	2'13.770P	273,4	15:46'21.076
6	5'15.641	38.456	34.896	21.086	6'50.079P		15:53'11.155
7	31.494	36.600	33.661	20.549	2'02.304	282,0	15:55'13.459
8	31.277	36.580	33.654	20.405	2'01.916	274,8	15:57'15.375
9	33.350	38.153	34.915	27.634	2'14.052P	275,5	15:59'29.427
10	2'28.337	38.569	34.599	20.527	4'02.032P		16:03'31.459
11	31.203	36.379	33.483	20.356	2'01.421	276,9	16:05'32.880

8° 52 A. DELBIANCO (2'02.615)

Lap	Seg.1	Seg.2	Seg.3	Seg.4	Lap Time	km/h	Local Time
1		37.138	33.866	20.363			15:37'06.492
2	31.185	36.841	33.981	20.608	2'02.615	278,4	15:39'09.107
3	31.425	36.907	34.016	20.537	2'02.885	278,4	15:41'11.992
4	32.140	37.026	34.003	20.778	2'03.947	277,6	15:43'15.939
5	31.426	37.328	33.999	20.718	2'03.471	276,9	15:45'19.410
6	33.390	37.609	35.349	29.830	2'16.178P	274,1	15:47'35.588

4° 21 F. MARINO (2'01.540)

Lap	Seg.1	Seg.2	Seg.3	Seg.4	Lap Time	km/h	Local Time
1		39.401	35.405	20.784			15:38'05.641
2	31.635	37.519	34.253	20.849	2'04.256	270,7	15:40'09.897
3	31.602	37.133	34.379	26.928	2'10.042P	272,0	15:42'19.939
4	6'33.432	39.513	33.870	20.561	8'07.376P		15:50'27.315
5	31.248	36.496	33.454	20.397	2'01.595	273,4	15:52'28.910
6	31.266	36.554	33.637	20.666	2'02.123	276,2	15:54'31.033
7	33.395	37.687	33.838	27.656	2'12.576P	271,4	15:56'43.609
8	2'41.783	39.351	34.021	20.884	4'16.039P		16:00'59.648
9	31.096	36.426	33.537	20.481	2'01.540	272,7	16:03'01.188
10	31.127	36.902	33.850	20.584	2'02.463	274,8	16:05'03.651

9° 16 G. RUIU (2'03.178)

Lap	Seg.1	Seg.2	Seg.3	Seg.4	Lap Time	km/h	Local Time
1		38.835	35.244	21.219			15:37'14.822
2	32.502	37.358	35.146	20.836	2'05.842	262,1	15:39'20.664
3	31.867	37.640	34.209	20.736	2'04.452	276,9	15:41'25.116
4	31.859	37.715	34.341	20.893	2'04.808	275,5	15:43'29.924
5	32.042	37.597	34.467	20.890	2'04.996	270,7	15:45'34.920
6	31.827	37.447	34.335	20.777	2'04.386	268,7	15:47'39.306
7	32.868	38.452	35.368	30.074	2'16.762P	270,7	15:49'56.068
8	3'09.887	44.284	41.868	21.677	4'57.716P		15:54'53.784
9	31.960	37.362	34.119	20.734	2'04.175	270,0	15:56'57.959
10	31.780	37.076	34.106	20.827	2'03.789	271,4	15:59'01.748
11	36.456	39.619	35.640	22.112	2'13.827	269,3	16:01'15.575
12	31.453	36.975	34.023	20.727	2'03.178	272,7	16:03'18.753
13	31.812	37.218	34.123	20.901	2'04.054	272,7	16:05'22.807

5° 70 L. VITALI (2'01.819)

Lap	Seg.1	Seg.2	Seg.3	Seg.4	Lap Time	km/h	Local Time
1		38.897	35.188	21.047			15:37'14.200
2	31.481	36.818	33.644	20.568	2'02.511	273,4	15:39'16.711
3	31.364	36.961	33.861	20.589	2'02.775	277,6	15:41'19.486
4	31.437	37.001	33.734	20.538	2'02.710	276,2	15:43'22.196
5	32.299	37.757	34.339	27.659	2'12.054P	274,1	15:45'34.250
6	6'20.057	37.056	42.165	20.784	8'00.062P		15:53'34.312
7	31.324	36.554	33.556	20.385	2'01.819	276,9	15:55'36.131
8	31.192	36.705	33.703	20.511	2'02.111	276,2	15:57'38.242
9	33.123	39.269	35.234	30.324	2'17.950P	275,5	15:59'56.192

10° 84 R. RUSSO (2'03.292)

Lap	Seg.1	Seg.2	Seg.3	Seg.4	Lap Time	km/h	Local Time
1		44.663	35.671	20.687			15:37'30.872
2	31.740	37.030	33.888	20.907	2'03.565	270,7	15:39'34.437
3	31.665	37.274	35.134	28.317	2'12.390P	273,4	15:41'46.827
4	3'06.856	38.128	34.598	20.885	4'40.467P		15:46'27.294
5	31.624	37.142	34.154	20.821	2'03.741	270,7	15:48'31.035
6	31.692	37.774	34.586	27.949	2'12.001P	270,7	15:50'43.036
7	5'58.809	37.814	34.897	20.740	7'32.260P		15:58'15.296

09/06/2018 P = Pits In/Out - C = Lap Time Cancelled

These data/results cannot be reproduced, stored and/or transmitted in whole or in part by any manner of electronic, mechanical, photocopying, recording, broadcasting or otherwise now known or herein after developed without the previous express consent by the copyright owner, except for reproduction in daily press and regular printed publications on sale to the public within 60 days of the event related to those data/results and always provided that copyright symbol appears together as follows below.

© DORNA WSBK ORGANIZATION Srl 2018

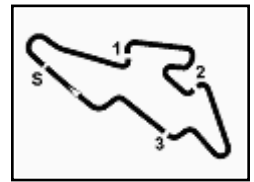
PIRELLI PERUGIA TIMING



Official Tyre Supplier



Official Timekeeper


5.4
STK1000
120/05


Automotodrom Brno 5.403 m

ACERBIS Czech Round, 8 - 10 June 2018

Superstock 1000 - Chronological Analysis Qualifying

2 / 3

8	31.712	36.996	33.883	20.790	2'03.381	270,0	16:00'18.677	7	31.775	37.263	34.429	20.951	2'04.418	269,3	15:49'55.335
9	31.567	37.098	33.959	20.668	2'03.292	269,3	16:02'21.969	8	32.552	38.254	35.525	28.396	2'14.727P	268,0	15:52'10.062
10	31.843	37.216	34.416	20.797	2'04.272	270,0	16:04'26.241	9	5'03.715	37.426	34.599	20.901	6'36.641P	175,5	15:58'46.703
11	33.611	39.956	36.888	22.294	2'12.749	271,4	16:06'38.990	10	31.846	37.136	34.270	20.879	2'04.131	266,7	16:00'50.834

11	11°	51 E. VIONNET (2'03.581)							12	31.754	37.060	34.329	20.841	2'03.984	268,0	16:04'58.874
Lap	Seg.1	Seg.2	Seg.3	Seg.4	Lap Time	km/h	Local Time	13	31.884	37.228	34.166	20.894	2'04.172	266,7	16:07'03.046	
1		39.052	36.843	21.991			15:37'17.630									
2	31.843	38.533	36.918	21.466	2'08.760	276,2	15:39'26.390									
3	31.676	37.281	34.231	21.003	2'04.191	276,2	15:41'30.581									
4	31.500	37.230	34.537	20.740	2'04.007	278,4	15:43'34.588									
5	31.832	37.477	34.704	20.681	2'04.694	275,5	15:45'39.282									
6	31.980	37.438	35.069	31.300	2'15.787P	273,4	15:47'55.069									
7	9'07.586	40.461	35.542	20.901	10'44.490P		15:58'39.559									
8	31.843	36.977	34.289	20.731	2'03.840	271,4	16:00'43.399									
9	31.510	37.036	34.328	20.707	2'03.581	272,0	16:02'46.980									
10	31.604	37.098	34.354	20.585	2'03.641	271,4	16:04'50.621									
11	31.716	37.100	34.227	20.766	2'03.809	274,1	16:06'54.430									

16°	77 T. ALBERTO (2'04.475)							Lap	Seg.1	Seg.2	Seg.3	Seg.4	Lap Time	km/h	Local Time
1		39.410	35.444	21.105			15:37'15.209								
2	32.676	37.877	34.659	21.007	2'06.219	274,8	15:39'21.428								
3	32.439	38.021	34.728	21.025	2'06.213	276,2	15:41'27.641								
4	32.183	38.217	34.842	21.143	2'06.385C	276,2	15:43'34.026								
5	32.383	38.411	34.735	21.011	2'06.540	272,7	15:45'40.566								
6	32.130	38.092	34.620	21.114	2'05.956	273,4	15:47'46.522								
7	32.458	37.891	34.558	21.140	2'06.047	272,7	15:49'52.569								
8	32.387	38.209	34.586	21.129	2'06.311	270,0	15:51'58.880								
9	32.628	37.969	34.851	30.495	2'15.943P	274,1	15:54'14.823								
10	2'59.829	37.922	34.288	20.817	4'32.856P		15:58'47.679								
11	32.008	37.619	34.203	20.849	2'04.679	274,1	16:00'52.358								
12	31.973	37.491	34.183	20.828	2'04.475	273,4	16:02'56.833								
13	31.999	37.426	34.174	21.047	2'04.646	275,5	16:05'01.479								

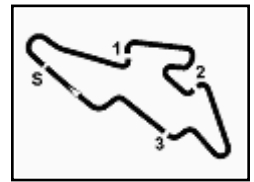
17°	82 K. PESEK (2'04.873)							Lap	Seg.1	Seg.2	Seg.3	Seg.4	Lap Time	km/h	Local Time
1		38.327	35.303	21.462			15:37'12.478								
2	32.219	37.601	34.357	21.128	2'05.305	273,4	15:39'17.783								
3	32.045	37.696	34.426	21.001	2'05.168	274,8	15:41'22.951								
4	32.197	40.633	34.617	21.145	2'08.592	272,7	15:43'31.543								
5	32.167	37.663	34.620	21.157	2'05.607	271,4	15:45'37.150								
6	32.506	38.687	35.858	34.359	2'21.410P	270,0	15:47'58.560								
7	8'10.002	38.826	34.719	22.504	9'46.051P		15:57'44.611								
8	32.172	37.314	34.347	21.040	2'04.873	272,0	15:59'49.484								
9	32.086	38.205	35.127	21.153	2'06.571	272,0	16:01'56.055								
10	31.958	37.348	34.524	21.107	2'04.937	272,7	16:04'00.992								
11	32.078	37.521	34.441	21.222	2'05.262	270,7	16:06'06.254								

18°	31 V. SUCHET (2'04.875)							Lap	Seg.1	Seg.2	Seg.3	Seg.4	Lap Time	km/h	Local Time
1		39.573	35.386	21.138			15:37'15.613								
2	32.517	38.208	34.698	21.101	2'06.524	271,4	15:39'22.137								
3	32.097	37.901	34.620	21.002	2'05.620	271,4	15:41'27.757								
4	32.331	38.109	35.064	21.408	2'06.912	272,0	15:43'34.669								
5	32.224	38.105	34.766	21.122	2'06.217	270,7	15:45'40.886								
6	33.201	38.154	34.827	21.058	2'07.240	270,0	15:47'48.126								
7	32.359	37.752	34.450	20.909	2'05.470	268,7	15:49'53.596								
8	32.430	37.830	34.259	20.949	2'05.468	268,0	15:51'59.064								
9	33.624	38.300	35.080	30.494	2'17.498P	272,0	15:54'16.562								
10	3'42.777	38.302	34.654	21.299	5'17.032P		15:59'33.594								
11	32.615	37.338	34.405	20.966	2'05.324	264,7	16:01'38.918								
12	32.091	37.517	34.446	20.925	2'04.979	266,0	16:03'43.897								
13	32.139	37.489	34.349	20.898	2'04.875	266,7	16:05'48.772								

19°	69 D. JUDA (2'05.202)							Lap	Seg.1	Seg.2	Seg.3	Seg.4	Lap Time	km/h	Local Time
1		39.271	35.368	21.531			15:37'16.505								
2	32.672	38.137	34.833	21.215	2'06.857	263,4	15:39'23.362								
3	32.378	38.078	34.786	21.320	2'06.562	268,7	15:41'29.924								
4	32.458	37.714	34.827	21.280	2'06.279	263,4	15:43'36.203								
5	32.569	38.100	34.968	31.330	2'16.967P	260,2	15:45'53.170								
6	3'44.367	40.999	37.660	21.449	5'24.475P		15:51'17.645								
7	32.553	38.037	34.750	21.363	2'06.703	261,5	15:53'24.348								
8	32.644	38.024	34.627	21.183	2'06.478	262,8	15:55'30.826								

11°	51 E. VIONNET (2'03.581)							Lap	Seg.1	Seg.2	Seg.3	Seg.4	Lap Time	km/h	Local Time
1		39.052	36.843	21.991			15:37'17.630								
2	31.843	38.533	36.918	21.466	2'08.760	276,2	15:39'26.390								
3	31.676	37.281	34.231	21.003	2'04.191	276,2	15:41'30.581								
4	31.500	37.230	34.537	20.740	2'04.007	278,4	15:43'34.588								
5	31.832	37.477	34.704	20.681	2'04.694	275,5	15:45'39.282								
6	31.980	37.438	35.069	31.300	2'15.787P	273,4	15:47'55.069								
7	9'07.586	40.461	35.542	20.901	10'44.490P		15:58'39.559								
8	31.843	36.977	34.289	20.731	2'03.840	271,4	16:00'43.399								
9	31.510	37.036	34.328	20.707	2'03.581	272,0	16:02'46.980								
10	31.604	37.098	34.354	20.585	2'03.641	271,4	16:04'50.621								
11	31.716	37.100	34.227	20.766	2'03.809	274,1	16:06'54.430								

12°	23 L. SALVADORI (2'03.605)							Lap	Seg.1	Seg.2	Seg.3	Seg.4	Lap Time	km/h	Local Time
1		39.058	34.305	22.841			15:37'14.732								
2	32.324	37.542	34.511	20.795	2'05.172	276,2	15:39'19.904								
3	31.844	37.700	34.209	20.849	2'04.602	276,2	15:41'24.506								
4	32.199	39.462	34.484	35.230	2'21.375P	274,1	15:43'45.881								
5	7'48.813	39.406	35.490	21.332	9'25.041P		15:53'10.922								
6	32.000	37.202	33.815	20.588	2'03.605	273,4	15:55'14.527								
7	31.972	37.636	34.324	20.770	2'04.702	273,4	15:57'19.229								
8	32.628	38.198	34.109	28.257	2'13.192P	270,7	15:59'32.421								
9	2'26.439	37.944	34.357	20.574	3'59.314P		16:03'31.735								



ACERBIS Czech Round, 8 - 10 June 2018

Superstock 1000 - Chronological Analysis Qualifying

9	32.482	37.606	34.747	21.190	2'06.025	262,1	15:57'36.851
10	32.657	37.967	35.503	28.378	2'14.505P	260,9	15:59'51.356
11	2'57.134	38.154	34.752	21.151	4'31.191P		16:04'22.547
12	32.174	37.392	34.433	21.203	2'05.202	262,1	16:06'27.749

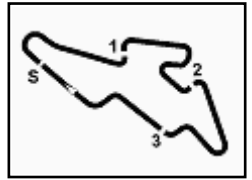
20° 46 M. CUDEVILLE (2'06.161)							
Lap	Seg.1	Seg.2	Seg.3	Seg.4	Lap Time	km/h	Local Time
1		39.214	35.464	21.451			15:37'16.250
2	32.516	38.137	35.006	21.342	2'07.001	264,7	15:39'23.251
3	32.879	38.185	34.883	21.365	2'07.312	265,4	15:41'30.563
4	32.794	38.951	36.718	29.687	2'18.150P	266,0	15:43'48.713
5	2'11.419	39.315	37.418	21.478	3'49.630P		15:47'38.343
6	32.799	38.144	35.095	21.633	2'07.671	259,6	15:49'46.014
7	32.970	38.098	35.133	21.335	2'07.536	257,8	15:51'53.550
8	36.350	42.490	35.539	30.771	2'25.150P	263,4	15:54'18.700
9	3'40.955	38.590	34.747	21.400	5'15.692P		15:59'34.392
10	32.541	37.797	34.585	21.238	2'06.161	259,6	16:01'40.553
11	32.424	37.921	34.698	21.498	2'06.541	262,8	16:03'47.094
12	32.427	37.955	34.715	21.356	2'06.453	259,6	16:05'53.547

21° 10 A. YEGIN (2'07.399)							
Lap	Seg.1	Seg.2	Seg.3	Seg.4	Lap Time	km/h	Local Time
1		40.353	35.950	21.741			15:37'18.587
2	33.359	39.219	35.595	21.563	2'09.736	268,0	15:39'28.323
3	32.868	40.085	40.854	31.217	2'25.024P	271,4	15:41'53.347
4	2'07.152	39.175	35.469	21.571	3'43.367P		15:45'36.714
5	32.731	38.677	35.191	40.163	2'26.762	266,7	15:48'03.476
6	33.340	38.538	35.110	21.772	2'08.760	262,8	15:50'12.236
7	33.918	39.001	36.547	31.102	2'20.568P	246,0	15:52'32.804
8	3'10.714	38.722	34.748	43.385	5'07.569P		15:57'40.373
9	33.274	38.317	34.745	21.615	2'07.951	265,4	15:59'48.324
10	32.986	38.815	35.196	21.528	2'08.525	265,4	16:01'56.849
11	32.631	38.394	34.983	21.816	2'07.824	270,7	16:04'04.673
12	32.733	38.257	34.774	21.635	2'07.399	266,7	16:06'12.072

09/06/2018 P = Pits In/Out - C = Lap Time Cancelled

These data/results cannot be reproduced, stored and/or transmitted in whole or in part by any manner of electronic, mechanical, photocopying, recording, broadcasting or otherwise now known or herein after developed without the previous express consent by the copyright owner, except for reproduction in daily press and regular printed publications on sale to the public within 60 days of the event related to those data/results and always provided that copyright symbol appears together as follows below.

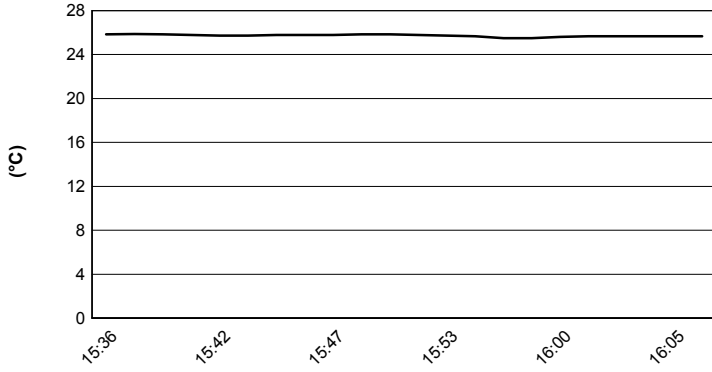
© DORNA WSBK ORGANIZATION Srl 2018



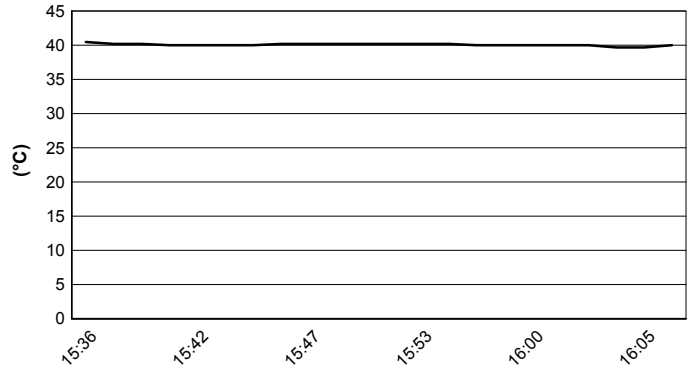
Automotodrom Brno 5.403 m

ACERBIS Czech Round, 8 - 10 June 2018
Superstock 1000 - Weather Report Qualifying
 Session started 15:35 - Session ended 16:07

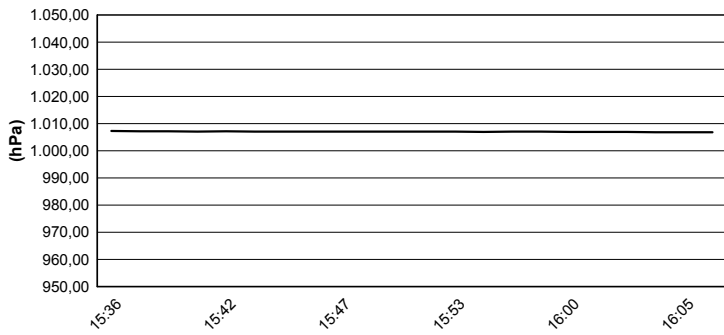
Air Temperature



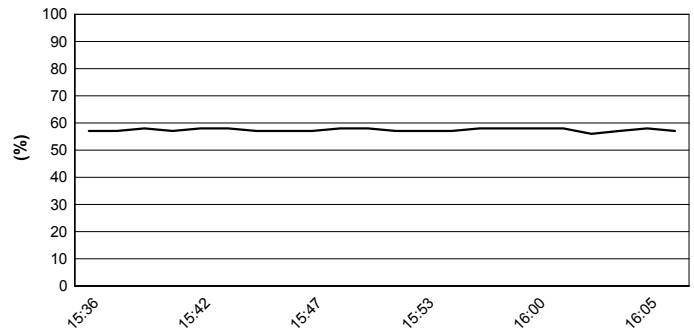
Track Temperature



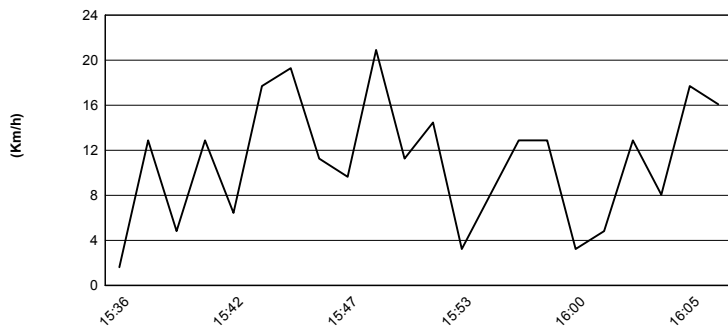
Air Pressure



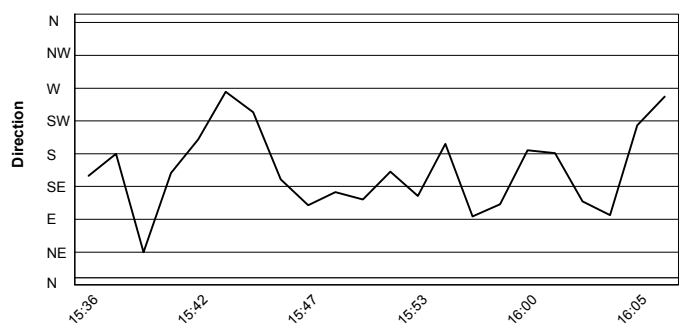
Humidity



Wind Speed



Wind Direction



09/06/2018

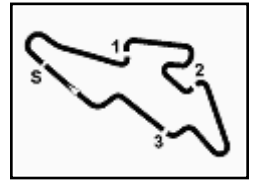
These data/results cannot be reproduced, stored and/or transmitted in whole or in part by any manner of electronic, mechanical, photocopying, recording, broadcasting or otherwise now known or herein after developed without the previous express consent by the copyright owner, except for reproduction in daily press and regular printed publications on sale to the public within 60 days of the event related to those data/results and always provided that copyright symbol appears together as follows below.

© DORNA WSBK ORGANIZATION Srl 2018





5.6
STK1000
 120/05



Automotodrom Brno 5.403 m

ACERBIS Czech Round, 8 - 10 June 2018

Superstock 1000 - Provisional Starting Grid

12 Laps x 5,403 km = 64,836 km



1	28 REITERBERGER M. BMW 2'00.855	2	7 SCHEIB M. Aprilia 2'01.357	3	2 TAMBURINI R. BMW 2'01.421
2	21 MARINO F. Yamaha 2'01.540	5	70 VITALI L. Aprilia 2'01.819	6	15 SANDI F. Ducati 2'01.869
3	45 BUEHN J. BMW 2'02.436	8	52 DELBIANCO A. BMW 2'02.615	9	16 RUIU G. Kawasaki 2'03.178
4	84 RUSSO R. Kawasaki 2'03.292	11	51 VIONNET E. BMW 2'03.581	12	23 SALVADORI L. BMW 2'03.605
5	6 PUSCEDDU E. BMW 2'03.639	14	9 MANTOVANI A. Aprilia 2'03.639	15	59 SCHACHT A. Ducati 2'03.984
6	77 ALBERTO T. Ducati 2'04.475	17	82 PESEK K. Kawasaki 2'04.873	18	31 SUCHET V. Kawasaki 2'04.875
7	69 JUDA D. BMW 2'05.202	20	46 CUDEVILLE M. Kawasaki 2'06.161	21	10 YEGIN A. Kawasaki 2'07.399

09/06/2018 Jury President

These data/results cannot be reproduced, stored and/or transmitted in whole or in part by any manner of electronic, mechanical, photocopying, recording, broadcasting or otherwise now known or herein after developed without the previous express consent by the copyright owner, except for reproduction in daily press and regular printed publications on sale to the public within 60 days of the event related to those data/results and always provided that copyright symbol appears together as follows below.

© DORNA WSBK ORGANIZATION Srl 2018

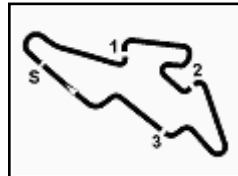
FKR PERUGIA TIMING



Official Tyre Supplier



Official Timekeeper



Automotodrom Brno 5.403 m

ACERBIS Czech Round, 8 - 10 June 2018
Superstock 1000 - Pole Ranking

	2015	2016	2017	2018
01 Motorland Aragon	Savadori (Ita) Apr 1'52.577 (162,4 Km/h)	Marino (Fra) Yam 1'52.773 (162,1 Km/h)	Rinaldi (Ita) Duc 1'52.245 (162,8 Km/h)	Reiterberger (Ger) Bmw 1'51.427 (172,7 Km/h)
02 TT Circuit Assen	Savadori (Ita) Apr 1'36.998 (168,6 Km/h)	Russo (Ita) Yam 1'38.248 (166,4 Km/h)	Marino (Fra) Yam 1'36.775 (169,0 Km/h)	Reiterberger (Ger) Bmw 1'36.456 (169,5 Km/h)
03 Autodromo Internazionale Enzo e Dino	Jezek (Cze) Duc 1'49.071 (162,9 Km/h)	Tamburini (Ita) Apr 1'49.672 (162,0 Km/h)	Rinaldi (Ita) Duc 1'49.113 (162,9 Km/h)	Scheib (Chi) Apr 2'03.219 (144,2 Km/h)
04 Donington Park	Tamburini (Ita) Bmw 1'29.449 (161,9 Km/h)	De Rosa (Ita) Bmw 1'29.515 (161,8 Km/h)	Rinaldi (Ita) Duc 1'29.587 (161,7 Km/h)	Reiterberger (Ger) Bmw 1'29.089 (162,6 Km/h)
05 Automotodrom Brno				Reiterberger (Ger) Bmw 2'00.855 (160,9 Km/h)
06 Misano World Circuit "Marco Simoncelli"	Savadori (Ita) Apr 1'36.384 (157,8 Km/h)	Faccani (Ita) Duc 1'37.321 (156,3 Km/h)	Rinaldi (Ita) Duc 1'37.237 (156,5 Km/h)	
07 Autódromo Internacional do Algarve	Tamburini (Ita) Bmw 1'44.522 (158,2 Km/h)		Marino (Fra) Yam 1'44.936 (157,5 Km/h)	
08 Magny-Cours	Guarnoni (Fra) Yam 1'57.937 (134,6 Km/h)	Mahias (Fra) Yam 1'39.922 (158,9 Km/h)	Tamburini (Ita) Yam 1'40.205 (158,5 Km/h)	

2018

4 **M. Reiterberger**
 1 M. Scheib

ALL TIMES

14 S. Barrier	4 B. Roberts	2 M. Roccoli	1 L. Baz
13 A. Badovini	4 M. Pirro	2 L. Mercado	1 B. Staring
7 W. Tortoroglio	4 M. Rinaldi	2 R. De Rosa	1 F. Massei
7 V. Iannuzzo	3 C. Burns	1 D. Jefferies	1 F. Sandi
7 C. Corti	3 M. Fabrizio	1 F. Foret	1 R. Russo
7 L. Savadori	3 E. La Marra	1 J. Morley	1 M. Faccani
6 X. Simeon	3 J. Guarnoni	1 G. Mason	1 L. Mahias
6 D. Petrucci	3 F. Marino	1 C. Vermeulen	1 M. Scheib
6 R. Tamburini	2 S. Nebel	1 M. Nutt	
5 G. Vizziello	2 J. Ellison	1 R. Chiarello	
5 M. Berger	2 F. Capriotti	1 I. Sala	
5 M. Reiterberger	2 L. Alfonsi	1 M. Bauer	
4 K. Harris	2 D. Oliver	1 B. Veneman	
4 D. Van Keymeulen	2 A. Polita	1 M. Smrz	
4 K. Sofuoglu	2 I. Dionisi	1 M. Baiocco	
4 N. Canepa	2 L. Lanzi	1 I. Silva	
4 D. Giugliano	2 L. Scassa	1 O. Jezek	

09/06/2018

These data/results cannot be reproduced, stored and/or transmitted in whole or in part by any manner of electronic, mechanical, photocopying, recording, broadcasting or otherwise now known or herein after developed without the previous express consent by the copyright owner, except for reproduction in daily press and regular printed publications on sale to the public within 60 days of the event related to those data/results and always provided that copyright symbol appears together as follows below.

© DORNA WSBK ORGANIZATION Srl 2018

FIAT PERUGIA TIMING


Official Tyre Supplier



Official Timekeeper