

ACERBIS Czech Round, 8 - 10 June 2018

Superstock 1000 - Results Warm Up

Automotodrom Brno 5.403 m

1 / 2

No.	Rider	Nat	Team	Bike	Time	Gap	Rel.	Laps	Speed	
									Avg	Max
1	28 M. REITERBERGER	GER	alpha Racing-Van Zon-BMW	BMW S 1000 RR	2'01.411			7	160,206	271,4
2	2 R. TAMBURINI	ITA	Berclaz Racing Team	BMW S 1000 RR	2'01.737	0.326	0.326	6	159,777	274,8
3	52 A. DELBIANCO	ITA	GULF ALTHEA BMW Racing Team	BMW S 1000 RR	2'02.450	1.039	0.713	7	158,847	275,5
4	21 F. MARINO	FRA	URBIS Yamaha Motoxrcing STK Team	Yamaha YZF R1	2'02.462	1.051	0.012	7	158,831	276,2
5	70 L. VITALI	ITA	Aprilia Racing Team	Aprilia RSV4 RF	2'02.542	1.131	0.080	6	158,728	275,5
6	7 M. SCHEIB	CHI	Aprilia Racing Team	Aprilia RSV4 RF	2'02.564	1.153	0.022	7	158,699	275,5
7	15 F. SANDI	ITA	MOTOCORSA Racing	Ducati 1199 Panigale R	2'02.935	1.524	0.371	6	158,220	272,7
8	45 J. BUEHN	GER	alpha Racing-Van Zon-BMW	BMW S 1000 RR	2'03.385	1.974	0.450	5	157,643	272,0
9	84 R. RUSSO	ITA	C.M. Racing	Kawasaki ZX-10RR	2'03.519	2.108	0.134	7	157,472	274,1
10	51 E. VIONNET	SUI	MOTOS VIONNET	BMW S 1000 RR	2'03.685	2.274	0.166	7	157,261	276,9
11	23 L. SALVADORI	ITA	Berclaz Racing Team	BMW S 1000 RR	2'03.738	2.327	0.053	6	157,193	271,4
12	16 G. RUIU	ITA	Team Pedercini Racing	Kawasaki ZX-10RR	2'03.792	2.381	0.054	7	157,125	272,7
13	9 A. MANTOVANI	ITA	Nuova M2 Racing	Aprilia RSV4 RF	2'03.821	2.410	0.029	5	157,088	272,7
14	6 E. PUSCEDDU	ITA	D.K. Racing	BMW S 1000 RR	2'04.046	2.635	0.225	7	156,803	266,0
15	59 A. SCHACHT	DEN	EAB SCHACHT Racing Team	Ducati 1199 Panigale R	2'04.704	3.293	0.658	6	155,976	267,3
16	77 T. ALBERTO	PHI	MOTOCORSA Racing	Ducati 1199 Panigale R	2'04.830	3.419	0.126	6	155,818	270,0
17	82 K. PESEK	CZE	Uniserv	Kawasaki ZX-10RR	2'05.625	4.214	0.795	7	154,832	272,0
18	31 V. SUCHET	SUI	Flembo Leader Team	Kawasaki ZX-10RR	2'05.724	4.313	0.099	7	154,710	270,0
19	69 D. JUDA	CZE	TME Racing	BMW S 1000 RR	2'06.229	4.818	0.505	7	154,091	262,1
20	46 M. CUDEVILLE	FRA	Flembo Leader Team	Kawasaki ZX-10RR	2'06.326	4.915	0.097	7	153,973	264,7
21	10 A. YEGIN	TUR	Nutec - Benjan - Kawasaki	Kawasaki ZX-10RR	2'07.963	6.552	1.637	5	152,003	266,0

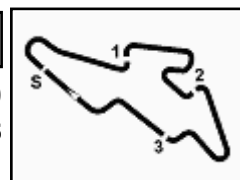
AIR	Humidity:	59%	Temp:	24°C
TRACK	Condition:	Dry	Temp:	33°C

Records	Pole (QP)	2018	M.Reiterberger	2'00.855	160,940	Km/h
	Race (RC)	2009	M.Berger	2'03.119	157,980	Km/h
	Circuit (QP)	2018	M.Reiterberger	2'00.855	160,940	Km/h

Start 10/06/2018 10:00 End 10:17 The results are provisional until the end of the time limit for protests and appeals and the completion of the technical checks.

These data/results cannot be reproduced, stored and/or transmitted in whole or in part by any manner of electronic, mechanical, photocopying, recording, broadcasting or otherwise now known or herein after developed without the previous express consent by the copyright owner, except for reproduction in daily press and regular printed publications on sale to the public within 60 days of the event related to those data/results and always provided that copyright symbol appears together as follows below.

© DORNA WSBK ORGANIZATION Srl 2018



ACERBIS Czech Round, 8 - 10 June 2018

Superstock 1000 - Results Warm Up

Session Highlights

Local Time	No. Rider	Description
10.00.00		Start
10.02.38	15 F. SANDI	Current Lap Cancelled - Exceeded Track Limits - Turn 14
10.07.21	52 A. DELBIANCO	Lap Cancelled (2'02.335) - Exceeded Track Limits - Turn 14
10.07.57	45 J. BUEHN	Crashed - Turn 10
10.08.19	45 J. BUEHN	Re-joined
10.08.25	15 F. SANDI	Lap Cancelled (2'02.672) - Exceeded Track Limits - Turn 14
10.09.18	45 J. BUEHN	BLACK FLAG - Doesn't enter pit lane after crash (art. 1.21.5)
10.13.44	52 A. DELBIANCO	Lap Cancelled (2'03.195) - Exceeded Track Limits - Turn 14
10.14.57	45 J. BUEHN	Allowed to continue the practice
10.17.48		End Of Session
10.19.06	77 T. ALBERTO	Technical Problem - Turn 13

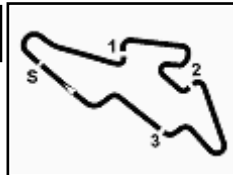
Fastest Laps Sequence

No.	Rider	Nat	Team	Bike	Local Time	Time	Gap	Avg
28	M. REITERBERGER	GER	alpha Racing-Van Zon-BMW	BMW S 1000 RR	10:04'04.196	2'02.001		159,431
28	M. REITERBERGER	GER	alpha Racing-Van Zon-BMW	BMW S 1000 RR	10:06'06.033	2'01.837	-0.164	159,646
28	M. REITERBERGER	GER	alpha Racing-Van Zon-BMW	BMW S 1000 RR	10:08'07.444	2'01.411	-0.426	160,206

Start 10:00 End 10:17 The results are provisional until the end of the time limit for protests and appeals and the completion of the technical checks.

These data/results cannot be reproduced, stored and/or transmitted in whole or in part by any manner of electronic, mechanical, photocopying, recording, broadcasting or otherwise now known or herein after developed without the previous express consent by the copyright owner, except for reproduction in daily press and regular printed publications on sale to the public within 60 days of the event related to those data/results and always provided that copyright symbol appears together as follows below.

© DORNA WSBK ORGANIZATION Srl 2018



ACERBIS Czech Round, 8 - 10 June 2018

Superstock 1000 - Best Sector & Speed Warm Up

BEST LAP			
1	28 M. REITERBERGER	BMW S 1000 RR	2'01.411
2	2 R. TAMBURINI	BMW S 1000 RR	2'01.737
3	52 A. DELBIANCO	BMW S 1000 RR	2'02.450
4	21 F. MARINO	Yamaha YZF R1	2'02.462
5	70 L. VITALI	Aprilia RSV4 RF	2'02.542
6	7 M. SCHEIB	Aprilia RSV4 RF	2'02.564
7	15 F. SANDI	Ducati 1199 Panigale R	2'02.935
8	45 J. BUEHN	BMW S 1000 RR	2'03.385
9	84 R. RUSSO	Kawasaki ZX-10RR	2'03.519
10	51 E. VIONNET	BMW S 1000 RR	2'03.685
11	23 L. SALVADORI	BMW S 1000 RR	2'03.738
12	16 G. RUIU	Kawasaki ZX-10RR	2'03.792
13	9 A. MANTOVANI	Aprilia RSV4 RF	2'03.821
14	6 E. PUSCEDDU	BMW S 1000 RR	2'04.046
15	59 A. SCHACHT	Ducati 1199 Panigale R	2'04.704
16	77 T. ALBERTO	Ducati 1199 Panigale R	2'04.830
17	82 K. PESEK	Kawasaki ZX-10RR	2'05.625
18	31 V. SUCHET	Kawasaki ZX-10RR	2'05.724
19	69 D. JUDA	BMW S 1000 RR	2'06.229
20	46 M. CUDEVILLE	Kawasaki ZX-10RR	2'06.326
21	10 A. YEGIN	Kawasaki ZX-10RR	2'07.963

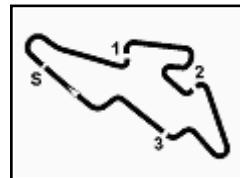
SPEED			
1	51 E. VIONNET	BMW S 1000 RR	276,9
2	21 F. MARINO	Yamaha YZF R1	276,2
3	52 A. DELBIANCO	BMW S 1000 RR	275,5
4	70 L. VITALI	Aprilia RSV4 RF	275,5
5	7 M. SCHEIB	Aprilia RSV4 RF	275,5
6	2 R. TAMBURINI	BMW S 1000 RR	274,8
7	84 R. RUSSO	Kawasaki ZX-10RR	274,1
8	9 A. MANTOVANI	Aprilia RSV4 RF	272,7
9	15 F. SANDI	Ducati 1199 Panigale R	272,7
10	16 G. RUIU	Kawasaki ZX-10RR	272,7
11	45 J. BUEHN	BMW S 1000 RR	272,0
12	82 K. PESEK	Kawasaki ZX-10RR	272,0
13	23 L. SALVADORI	BMW S 1000 RR	271,4
14	28 M. REITERBERGER	BMW S 1000 RR	271,4
15	77 T. ALBERTO	Ducati 1199 Panigale R	270,0
16	31 V. SUCHET	Kawasaki ZX-10RR	270,0
17	59 A. SCHACHT	Ducati 1199 Panigale R	267,3
18	6 E. PUSCEDDU	BMW S 1000 RR	266,0
19	10 A. YEGIN	Kawasaki ZX-10RR	266,0
20	46 M. CUDEVILLE	Kawasaki ZX-10RR	264,7
21	69 D. JUDA	BMW S 1000 RR	262,1

SEG. 1		SEG. 2		SEG. 3		SEG. 4		
1	7 M. SCHEIB	31.049	1	28 M. REITERBERGER	36.406	1	28 M. REITERBERGER	20.401
2	21 F. MARINO	31.079	2	7 M. SCHEIB	36.562	2	2 R. TAMBURINI	20.417
3	28 M. REITERBERGER	31.094	3	2 R. TAMBURINI	36.562	3	7 M. SCHEIB	20.461
4	2 R. TAMBURINI	31.137	4	21 F. MARINO	36.683	4	52 A. DELBIANCO	20.511
5	52 A. DELBIANCO	31.235	5	70 L. VITALI	36.747	5	70 L. VITALI	20.527
6	15 F. SANDI	31.365	6	52 A. DELBIANCO	36.785	6	21 F. MARINO	20.614
7	70 L. VITALI	31.388	7	84 R. RUSSO	36.926	7	15 F. SANDI	20.627
8	51 E. VIONNET	31.509	8	45 J. BUEHN	36.942	8	84 R. RUSSO	20.665
9	45 J. BUEHN	31.515	9	15 F. SANDI	36.944	9	23 L. SALVADORI	20.704
10	16 G. RUIU	31.576	10	9 A. MANTOVANI	37.083	10	51 E. VIONNET	20.711
11	9 A. MANTOVANI	31.598	11	16 G. RUIU	37.208	11	45 J. BUEHN	20.732
12	84 R. RUSSO	31.629	12	6 E. PUSCEDDU	37.222	12	9 A. MANTOVANI	20.820
13	23 L. SALVADORI	31.742	13	51 E. VIONNET	37.264	13	16 G. RUIU	20.838
14	6 E. PUSCEDDU	31.765	14	77 T. ALBERTO	37.302	14	6 E. PUSCEDDU	20.868
15	77 T. ALBERTO	31.922	15	23 L. SALVADORI	37.345	15	59 A. SCHACHT	20.916
16	59 A. SCHACHT	31.987	16	59 A. SCHACHT	37.396	16	31 V. SUCHET	21.025
17	82 K. PESEK	32.146	17	69 D. JUDA	37.547	17	77 T. ALBERTO	21.084
18	31 V. SUCHET	32.176	18	82 K. PESEK	37.578	18	46 M. CUDEVILLE	21.142
19	69 D. JUDA	32.231	19	31 V. SUCHET	37.659	19	82 K. PESEK	21.238
20	46 M. CUDEVILLE	32.468	20	46 M. CUDEVILLE	37.790	20	69 D. JUDA	21.280
21	10 A. YEGIN	32.766	21	10 A. YEGIN	38.455	21	10 A. YEGIN	21.647

10/06/2018

These data/results cannot be reproduced, stored and/or transmitted in whole or in part by any manner of electronic, mechanical, photocopying, recording, broadcasting or otherwise now known or herein after developed without the previous express consent by the copyright owner, except for reproduction in daily press and regular printed publications on sale to the public within 60 days of the event related to those data/results and always provided that copyright symbol appears together as follows below.

© DORNA WSBK ORGANIZATION Srl 2018



Automotodrom Brno 5.403 m

ACERBIS Czech Round, 8 - 10 June 2018
Superstock 1000 - Ideal Time Warm Up

No. Rider	Nat	Bike	Seg. 1	Seg. 2	Seg. 3	Seg. 4	Ideal Time				
			Diff. 1	Diff. 2	Diff. 3	Diff. 4	Best Lap	Pos.	Diff.		
1	28	M. REITERBERGER	GER	BMW S 1000 RR	31.094 0.027	36.406	33.440	20.401 0.043	2'01.341 2'01.411	1	0.070
2	2	R. TAMBURINI	ITA	BMW S 1000 RR	31.137 0.012	36.562 0.040	33.542 0.027	20.417	2'01.658 2'01.737	2	0.079
3	7	M. SCHEIB	CHI	Aprilia RSV4 RF	31.049	36.562 0.064	33.781 0.277	20.461 0.370	2'01.853 2'02.564	6	0.711
4	21	F. MARINO	FRA	Yamaha YZF R1	31.079	36.683 0.276	33.744 0.049	20.614 0.017	2'02.120 2'02.462	4	0.342
5	52	A. DELBIANCO	ITA	BMW S 1000 RR	31.235 0.057	36.785 0.163	33.699	20.511	2'02.230 2'02.450	3	0.220
6	70	L. VITALI	ITA	Aprilia RSV4 RF	31.388 0.011	36.747	33.712 0.055	20.527 0.102	2'02.374 2'02.542	5	0.168
7	15	F. SANDI	ITA	Ducati 1199 Panigale R	31.365	36.944 0.064	33.717 0.195	20.627 0.023	2'02.653 2'02.935	7	0.282
8	84	R. RUSSO	ITA	Kawasaki ZX-10RR	31.629 0.206	36.926 0.293	33.800	20.665	2'03.020 2'03.519	9	0.499
9	45	J. BUEHN	GER	BMW S 1000 RR	31.515 0.027	36.942 0.299	33.870	20.732	2'03.059 2'03.385	8	0.326
10	9	A. MANTOVANI	ITA	Aprilia RSV4 RF	31.598 0.200	37.083 0.175	33.945	20.820	2'03.446 2'03.821	13	0.375
11	51	E. VIONNET	SUI	BMW S 1000 RR	31.509	37.264	34.057 0.144	20.711	2'03.541 2'03.685	10	0.144
12	16	G. RUIJU	ITA	Kawasaki ZX-10RR	31.576	37.208 0.092	33.929 0.087	20.838 0.062	2'03.551 2'03.792	12	0.241
13	23	L. SALVADORI	ITA	BMW S 1000 RR	31.742	37.345	33.947	20.704	2'03.738 2'03.738	11	
14	6	E. PUSCEDDU	ITA	BMW S 1000 RR	31.765	37.222 0.023	34.081 0.048	20.868 0.039	2'03.936 2'04.046	14	0.110
15	77	T. ALBERTO	PHI	Ducati 1199 Panigale R	31.922 0.278	37.302	34.159	21.084 0.085	2'04.467 2'04.830	16	0.363
16	59	A. SCHACHT	DEN	Ducati 1199 Panigale R	31.987	37.396 0.050	34.328	20.916 0.027	2'04.627 2'04.704	15	0.077
17	31	V. SUCHET	SUI	Kawasaki ZX-10RR	32.176	37.659 0.046	34.540 0.168	21.025 0.110	2'05.400 2'05.724	18	0.324
18	82	K. PESEK	CZE	Kawasaki ZX-10RR	32.146	37.578	34.602 0.012	21.238 0.049	2'05.564 2'05.625	17	0.061
19	69	D. JUDA	CZE	BMW S 1000 RR	32.231 0.317	37.547 0.014	34.750	21.280 0.090	2'05.808 2'06.229	19	0.421
20	46	M. CUDEVILLE	FRA	Kawasaki ZX-10RR	32.468 0.130	37.790 0.121	34.675	21.142	2'06.075 2'06.326	20	0.251
21	10	A. YEGIN	TUR	Kawasaki ZX-10RR	32.766	38.455	35.095	21.647	2'07.963 2'07.963	21	
Overall Ideal Time					31.049	36.406	33.440	20.401	2'01.296		

10/06/2018

These data/results cannot be reproduced, stored and/or transmitted in whole or in part by any manner of electronic, mechanical, photocopying, recording, broadcasting or otherwise now known or herein after developed without the previous express consent by the copyright owner, except for reproduction in daily press and regular printed publications on sale to the public within 60 days of the event related to those data/results and always provided that copyright symbol appears together as follows below.

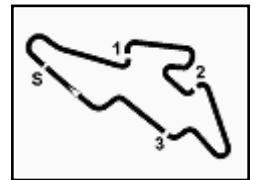
© DORNA WSBK ORGANIZATION Srl 2018

PIRELLI PERUGIA TIMING


Official Tyre Supplier



Official Timekeeper


6.4
STK1000
120/05


Automotodrom Brno 5.403 m

ACERBIS Czech Round, 8 - 10 June 2018

Superstock 1000 - Chronological Analysis Warm Up

1 / 2

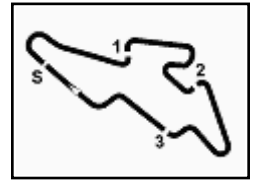
1° 28 M. REITERBERGER (2'01.411)								7° 15 F. SANDI (2'02.935)							
Lap	Seg.1	Seg.2	Seg.3	Seg.4	Lap Time	km/h	Local Time	Lap	Seg.1	Seg.2	Seg.3	Seg.4	Lap Time	km/h	Local Time
1		37.526	33.967	20.706			10:02'02.195	1		37.627	34.160	20.799		C	10:02'41.595
2	31.207	36.602	33.646	20.546	2'02.001	268,7	10:04'04.196	2	31.365	37.008	33.912	20.650	2'02.935	271,4	10:04'44.530
3	31.373	36.604	33.459	20.401	2'01.837	270,0	10:06'06.033	3	31.410	36.944	33.717	20.601	2'02.672C	272,7	10:06'47.202
4	31.121	36.406	33.440	20.444	2'01.411	270,0	10:08'07.444	4	31.571	37.046	33.955	20.627	2'03.199	272,0	10:08'50.401
5	31.183	36.666	33.613	20.498	2'01.960	270,7	10:10'09.404	5	33.223	39.137	37.105	29.150	2'18.615P	270,7	10:11'09.016
6	31.094	36.704	33.637	20.471	2'01.906	271,4	10:12'11.310	6	2'15.767	37.285	34.239	20.713	3'48.004P		10:14'57.020
7	31.222	36.623	33.632	20.414	2'01.891	271,4	10:14'13.201	7	31.576	37.106	34.075	20.692	2'03.449	272,0	10:17'00.469
8	31.186	36.507	33.814	20.501	2'02.008	271,4	10:16'15.209								
2° 2 R. TAMBURINI (2'01.737)								8° 45 J. BUEHN (2'03.385)							
Lap	Seg.1	Seg.2	Seg.3	Seg.4	Lap Time	km/h	Local Time	Lap	Seg.1	Seg.2	Seg.3	Seg.4	Lap Time	km/h	Local Time
1		40.582	35.947	21.510			10:03'28.197	1		38.000	34.106	20.918			10:02'03.796
2	32.725	37.842	34.955	20.993	2'06.515	268,7	10:05'34.712	2	31.542	37.241	33.870	20.732	2'03.385	271,4	10:04'07.181
3	31.336	36.873	34.079	20.675	2'02.963	272,0	10:07'37.675	3	31.515	37.290	34.059	21.044	2'03.908	272,0	10:06'11.089
4	31.137	36.712	33.542	20.497	2'01.888	272,0	10:09'39.563	4	31.792	36.942	1'24.019	22.067	2'54.820	268,7	10:09'05.909
5	31.149	36.602	33.569	20.417	2'01.737	273,4	10:11'41.300	5	33.844	39.525	38.013	31.721	2'23.103P	268,0	10:11'29.012
6	31.351	36.696	33.751	20.465	2'02.263	272,7	10:13'43.563	6	4'08.808	39.634	54.214	32.960	6'15.616P		10:17'44.628
7	31.309	36.562	33.798	20.454	2'02.123	274,8	10:15'45.686								
3° 52 A. DELBIANCO (2'02.450)								9° 84 R. RUSSO (2'03.519)							
Lap	Seg.1	Seg.2	Seg.3	Seg.4	Lap Time	km/h	Local Time	Lap	Seg.1	Seg.2	Seg.3	Seg.4	Lap Time	km/h	Local Time
1		37.674	33.956	20.552			10:02'02.463	1		45.528	36.025	21.099			10:02'24.105
2	31.292	36.948	33.699	20.511	2'02.450	275,5	10:04'04.913	2	31.835	37.219	33.800	20.665	2'03.519	266,7	10:04'27.624
3	31.235	36.800	33.800	20.500	2'02.335C	274,1	10:06'07.248	3	31.629	36.926	34.162	21.121	2'03.838	268,7	10:06'31.462
4	31.353	36.785	33.774	20.624	2'02.536	273,4	10:08'09.784	4	31.739	37.070	33.984	20.822	2'03.615	271,4	10:08'35.077
5	31.450	36.993	33.984	20.583	2'03.010	272,7	10:10'12.794	5	31.690	37.291	34.107	21.024	2'04.112	268,0	10:10'39.189
6	31.395	37.035	34.093	20.672	2'03.195C	273,4	10:12'15.989	6	31.913	37.216	34.290	21.107	2'04.526	270,0	10:12'43.715
7	31.384	37.020	34.080	20.695	2'03.179	273,4	10:14'19.168	7	31.853	37.231	34.254	21.161	2'04.499	274,1	10:14'48.214
8	31.714	37.047	34.240	20.655	2'03.656	272,7	10:16'22.824	8	32.105	37.155	34.300	21.024	2'04.584	272,7	10:16'52.798
4° 21 F. MARINO (2'02.462)								10° 51 E. VIONNET (2'03.685)							
Lap	Seg.1	Seg.2	Seg.3	Seg.4	Lap Time	km/h	Local Time	Lap	Seg.1	Seg.2	Seg.3	Seg.4	Lap Time	km/h	Local Time
1		37.581	33.920	20.786			10:02'37.649	1		37.974	34.179	20.845			10:02'04.452
2	31.263	36.847	33.744	20.622	2'02.476	269,3	10:04'40.125	2	31.788	37.872	34.066	20.790	2'04.516	276,2	10:04'08.968
3	31.255	36.683	33.904	20.695	2'02.537	271,4	10:06'42.662	3	31.614	37.355	34.057	20.737	2'03.763	274,8	10:06'12.731
4	31.260	36.699	33.963	20.678	2'02.600	271,4	10:08'45.262	4	31.509	37.264	34.201	20.711	2'03.685	276,9	10:08'16.416
5	31.245	36.779	36.940	22.332	2'07.296	271,4	10:10'52.558	5	31.615	37.340	34.156	20.855	2'03.966	274,8	10:10'20.382
6	31.079	36.959	33.793	20.631	2'02.462	272,0	10:12'55.020	6	31.819	37.395	34.292	20.907	2'04.413	274,1	10:12'24.795
7	31.276	36.869	33.884	20.614	2'02.643	271,4	10:14'57.663	7	31.679	37.455	34.342	20.763	2'04.239	274,1	10:14'29.034
8	31.253	36.959	34.112	20.695	2'03.019	276,2	10:17'00.682	8	31.746	37.511	34.444	20.741	2'04.442	274,1	10:16'33.476
5° 70 L. VITALI (2'02.542)								11° 23 L. SALVADORI (2'03.738)							
Lap	Seg.1	Seg.2	Seg.3	Seg.4	Lap Time	km/h	Local Time	Lap	Seg.1	Seg.2	Seg.3	Seg.4	Lap Time	km/h	Local Time
1		37.952	34.120	20.781			10:02'04.640	1		44.300	43.007	30.850			10:03'26.756
2	31.672	37.599	33.984	20.833	2'04.088	275,5	10:04'08.728	2	32.680	38.176	34.658	22.513	2'08.027	265,4	10:05'34.783
3	31.635	36.974	33.712	20.739	2'03.060	267,3	10:06'11.788	3	31.742	37.345	33.947	20.704	2'03.738	271,4	10:07'38.521
4	31.459	36.888	33.816	20.527	2'02.690	272,7	10:08'14.478	4	31.956	37.888	34.153	20.883	2'04.880	271,4	10:09'43.401
5	31.399	36.747	33.767	20.629	2'02.542	272,0	10:10'17.020	5	32.236	37.842	34.273	20.965	2'05.316	270,0	10:11'48.717
6	31.388	38.066	34.749	30.321	2'14.524P	273,4	10:12'31.544	6	32.374	40.607	38.068	22.228	2'13.277	269,3	10:14'01.994
7	1'48.134	37.449	33.904	20.685	3'20.172P		10:15'51.716	7	31.970	37.878	34.247	20.994	2'05.089	268,0	10:16'07.083
6° 7 M. SCHEIB (2'02.564)								12° 16 G. RUIU (2'03.792)							
Lap	Seg.1	Seg.2	Seg.3	Seg.4	Lap Time	km/h	Local Time	Lap	Seg.1	Seg.2	Seg.3	Seg.4	Lap Time	km/h	Local Time
1		37.537	34.156	20.634			10:02'05.147	1		37.924	34.298	20.986			10:02'04.154
2	31.500	37.032	34.029	20.800	2'03.361	272,7	10:04'08.508	2	32.008	37.280	34.038	21.089	2'04.415	271,4	10:04'08.569
3	31.049	36.626	34.058	20.831	2'02.564	275,5	10:06'11.072	3	31.663	37.465	33.929	20.838	2'03.895	268,7	10:06'12.464
4	31.547	36.664	33.781	20.603	2'02.595	268,7	10:08'13.667	4	31.576	37.300	34.016	20.900	2'03.792	272,7	10:08'16.256
5	31.390	36.723	33.898	20.575	2'02.586	271,4	10:10'16.253	5	31.679	37.208	34.084	20.863	2'03.834	270,7	10:10'20.090
6	31.521	38.833	34.891	21.124	2'06.369	270,7	10:12'22.622	6	31.833	37.443	34.197	20.928	2'04.401	270,7	10:12'24.491
7	31.452	36.562	34.034	20.621	2'02.669	270,7	10:14'25.291	7	31.807	37.310	34.198	20.898	2'04.213	270,7	10:14'28.704
8	31.451	36.785	34.002	20.461	2'02.699	271,4	10:16'27.990	8	31.797	37.494	34.269	21.002	2'04.562	270,0	10:16'33.266

10/06/2018 P = Pits In/Out - C = Lap Time Cancelled

These data/results cannot be reproduced, stored and/or transmitted in whole or in part by any manner of electronic, mechanical, photocopying, recording, broadcasting or otherwise now known or herein after developed without the previous express consent by the copyright owner, except for reproduction in daily press and regular printed publications on sale to the public within 60 days of the event related to those data/results and always provided that copyright symbol appears together as follows below.

© DORNA WSBK ORGANIZATION Srl 2018





ACERBIS Czech Round, 8 - 10 June 2018

Superstock 1000 - Chronological Analysis Warm Up

13° 9 A. MANTOVANI (2'03.821)								19° 69 D. JUDA (2'06.229)							
Lap	Seg.1	Seg.2	Seg.3	Seg.4	Lap Time	km/h	Local Time	Lap	Seg.1	Seg.2	Seg.3	Seg.4	Lap Time	km/h	Local Time
1		37.961	34.254	20.872			10:02'06.241	1		38.581	34.981	21.320			10:02'07.071
2	31.873	37.083	34.007	20.942	2'03.905	266,7	10:04'10.146	2	32.561	37.896	34.873	21.441	2'06.771	260,2	10:04'13.842
3	31.798	37.258	33.945	20.820	2'03.821	269,3	10:06'13.967	3	32.353	37.698	34.985	21.601	2'06.637	260,9	10:06'20.479
4	31.598	37.390	33.980	32.343	2'15.311P	272,7	10:08'29.278	4	32.548	37.561	34.750	21.370	2'06.229	261,5	10:08'26.708
5	3'02.749	37.461	33.975	20.912	4'35.097P		10:13'04.375	5	32.607	37.720	35.176	21.556	2'07.059	260,9	10:10'33.767
6	31.690	37.395	34.079	20.834	2'03.998	268,0	10:15'08.373	6	32.720	38.025	37.616	21.280	2'09.641	257,8	10:12'43.408
								7	32.909	37.713	34.940	21.289	2'06.851	262,1	10:14'50.259
								8	32.231	37.547	35.236	22.535	2'07.549	261,5	10:16'57.808

14° 6 E. PUSCEDDU (2'04.046)								20° 46 M. CUDEVILLE (2'06.326)							
Lap	Seg.1	Seg.2	Seg.3	Seg.4	Lap Time	km/h	Local Time	Lap	Seg.1	Seg.2	Seg.3	Seg.4	Lap Time	km/h	Local Time
1		37.853	34.274	21.097			10:02'03.730	1		38.973	35.173	21.343			10:02'08.135
2	31.980	37.457	34.171	21.042	2'04.650	260,9	10:04'08.380	2	32.567	37.811	34.749	21.302	2'06.429	258,4	10:04'14.564
3	32.000	38.055	34.102	20.988	2'05.145	264,1	10:06'13.525	3	32.598	37.911	34.675	21.142	2'06.326	260,9	10:06'20.890
4	31.886	37.328	34.081	20.868	2'04.163	266,0	10:08'17.688	4	32.468	37.937	34.984	21.265	2'06.654	264,7	10:08'27.544
5	31.765	37.245	34.129	20.907	2'04.046	265,4	10:10'21.734	5	32.884	38.926	35.435	21.436	2'08.681	260,2	10:10'36.225
6	31.887	48.035	42.387	21.076	2'23.385	265,4	10:12'45.119	6	32.549	37.791	35.055	21.163	2'06.558	262,1	10:12'42.783
7	31.866	37.356	34.195	21.104	2'04.521	264,7	10:14'49.640	7	38.264	39.177	35.810	21.564	2'14.815	250,0	10:14'57.598
8	31.876	37.222	34.243	20.965	2'04.306	264,1	10:16'53.946	8	32.519	37.790	34.965	21.159	2'06.433	263,4	10:17'04.031

15° 59 A. SCHACHT (2'04.704)								21° 10 A. YEGIN (2'07.963)							
Lap	Seg.1	Seg.2	Seg.3	Seg.4	Lap Time	km/h	Local Time	Lap	Seg.1	Seg.2	Seg.3	Seg.4	Lap Time	km/h	Local Time
1		38.238	34.533	21.105			10:02'38.853	1		40.131	35.929	21.737			10:02'12.488
2	31.994	37.429	34.439	21.257	2'05.119	265,4	10:04'43.972	2	33.361	39.116	35.568	21.669	2'09.714	264,7	10:04'22.202
3	32.280	37.534	34.489	20.983	2'05.286	265,4	10:06'49.258	3	32.980	39.335	35.131	21.665	2'09.111	264,7	10:06'31.313
4	32.019	37.484	34.502	20.969	2'04.974	267,3	10:08'54.232	4	32.766	38.455	35.095	21.647	2'07.963	266,0	10:08'39.276
5	31.987	37.446	34.328	20.943	2'04.704	265,4	10:10'58.936	5	32.787	38.501	35.354	22.334	2'08.976	262,1	10:10'48.252
6	32.126	37.480	34.510	20.951	2'05.067	265,4	10:13'04.003	6	34.488	38.765	35.267	33.443	2'21.963P	222,2	10:13'10.215
7	32.327	37.396	34.378	20.916	2'05.017	264,7	10:15'09.020								

16° 77 T. ALBERTO (2'04.830)							
Lap	Seg.1	Seg.2	Seg.3	Seg.4	Lap Time	km/h	Local Time
1		39.444	35.867	21.506			10:03'14.288
2	32.319	37.943	34.460	21.313	2'06.035	268,7	10:05'20.323
3	32.046	37.680	34.319	21.284	2'05.329	269,3	10:07'25.652
4	31.922	37.621	34.226	21.213	2'04.982	269,3	10:09'30.634
5	32.200	37.302	34.159	21.169	2'04.830	268,7	10:11'35.464
6	31.983	37.565	34.193	21.112	2'04.853	269,3	10:13'40.317
7	31.994	37.548	34.297	21.084	2'04.923	270,0	10:15'45.240

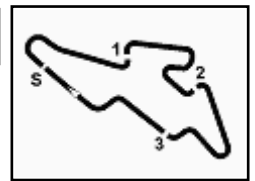
17° 82 K. PESEK (2'05.625)							
Lap	Seg.1	Seg.2	Seg.3	Seg.4	Lap Time	km/h	Local Time
1		39.021	34.852	21.265			10:02'06.522
2	32.316	37.763	34.770	21.238	2'06.087	272,0	10:04'12.609
3	32.239	37.818	34.602	21.320	2'05.979	268,7	10:06'18.588
4	32.146	37.578	34.614	21.287	2'05.625	268,0	10:08'24.213
5	32.562	41.371	35.881	21.458	2'11.272	268,7	10:10'35.485
6	32.323	37.653	34.666	21.263	2'05.905	270,7	10:12'41.390
7	32.212	37.929	35.150	21.343	2'06.634	268,0	10:14'48.024
8	32.626	37.675	34.734	21.247	2'06.282	269,3	10:16'54.306

18° 31 V. SUCHET (2'05.724)							
Lap	Seg.1	Seg.2	Seg.3	Seg.4	Lap Time	km/h	Local Time
1		39.127	35.067	21.281			10:02'08.617
2	32.397	37.815	34.729	21.025	2'05.966	266,7	10:04'14.583
3	32.232	37.659	34.540	21.418	2'05.849	264,7	10:06'20.432
4	32.176	37.705	34.708	21.135	2'05.724	265,4	10:08'26.156
5	33.841	45.781	36.253	21.423	2'17.298	263,4	10:10'43.454
6	32.899	37.900	34.837	21.304	2'06.940	262,1	10:12'50.394
7	32.894	38.411	34.894	21.214	2'07.413	262,8	10:14'57.807
8	32.797	39.116	37.848	22.251	2'12.012	270,0	10:17'09.819

10/06/2018 P = Pits In/Out - C = Lap Time Cancelled

These data/results cannot be reproduced, stored and/or transmitted in whole or in part by any manner of electronic, mechanical, photocopying, recording, broadcasting or otherwise now known or herein after developed without the previous express consent by the copyright owner, except for reproduction in daily press and regular printed publications on sale to the public within 60 days of the event related to those data/results and always provided that copyright symbol appears together as follows below.

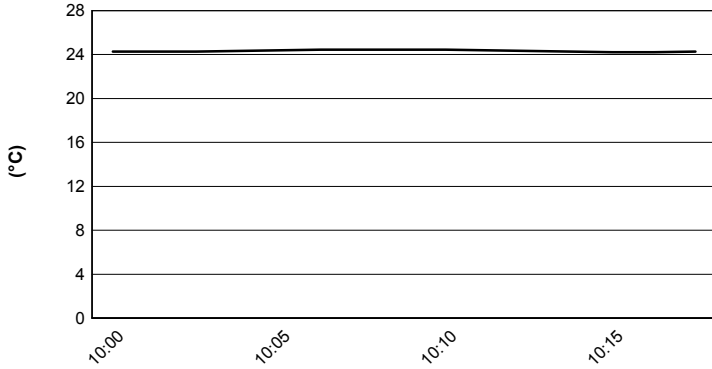
© DORNA WSBK ORGANIZATION Srl 2018



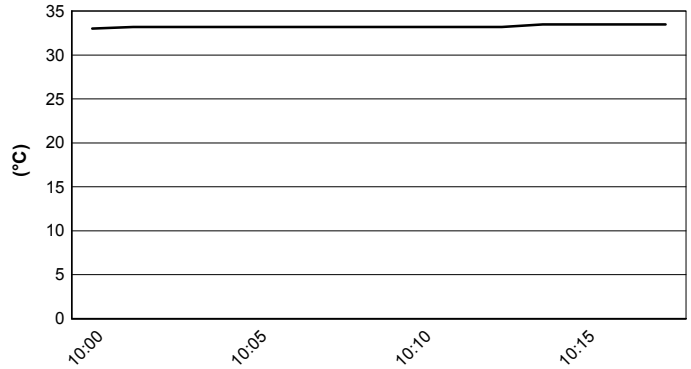
Automotodrom Brno 5.403 m

ACERBIS Czech Round, 8 - 10 June 2018
Superstock 1000 - Weather Report Warm Up
 Session started 10:00 - Session ended 10:17

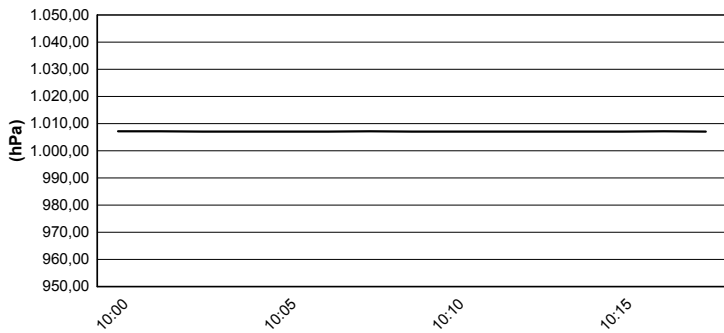
Air Temperature



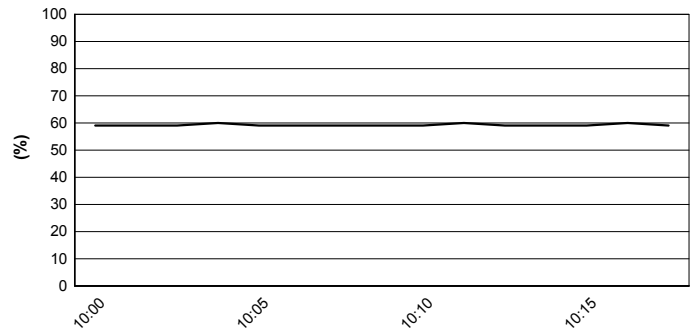
Track Temperature



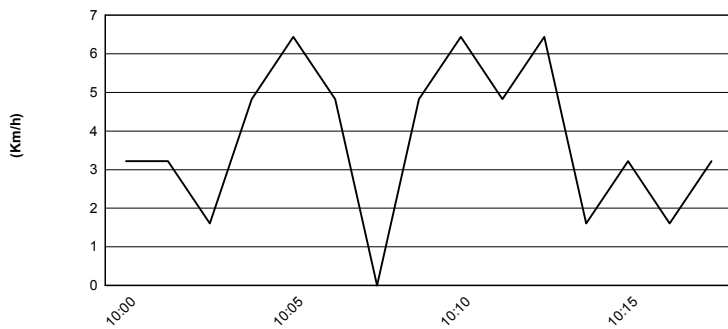
Air Pressure



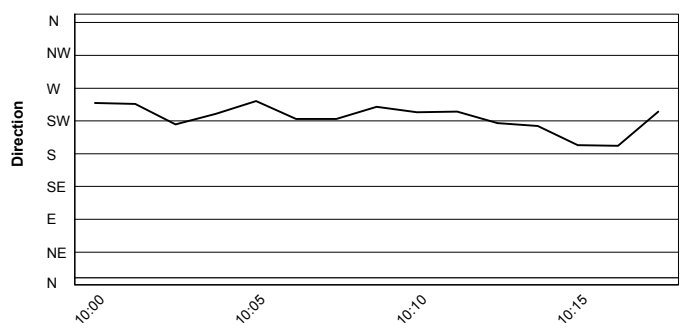
Humidity



Wind Speed



Wind Direction



10/06/2018

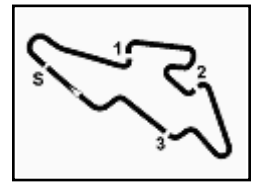
These data/results cannot be reproduced, stored and/or transmitted in whole or in part by any manner of electronic, mechanical, photocopying, recording, broadcasting or otherwise now known or herein after developed without the previous express consent by the copyright owner, except for reproduction in daily press and regular printed publications on sale to the public within 60 days of the event related to those data/results and always provided that copyright symbol appears together as follows below.

© DORNA WSBK ORGANIZATION Srl 2018





6.6
STK1000
 120/05



Automotodrom Brno 5.403 m

ACERBIS Czech Round, 8 - 10 June 2018

Superstock 1000 - Starting Grid

12 Laps x 5,403 km = 64,836 km



1	28 REITERBERGER M. BMW 2'00.855	2	7 SCHEIB M. Aprilia 2'01.357	3	2 TAMBURINI R. BMW 2'01.421
2	21 MARINO F. Yamaha 2'01.540	5	70 VITALI L. Aprilia 2'01.819	6	15 SANDI F. Ducati 2'01.869
3	45 BUEHN J. BMW 2'02.436	8	52 DELBIANCO A. BMW 2'02.615	9	16 RUIU G. Kawasaki 2'03.178
4	84 RUSSO R. Kawasaki 2'03.292	11	51 VIONNET E. BMW 2'03.581	12	23 SALVADORI L. BMW 2'03.605
5	6 PUSCEDDU E. BMW 2'03.639	14	9 MANTOVANI A. Aprilia 2'03.639	15	59 SCHACHT A. Ducati 2'03.984
6	77 ALBERTO T. Ducati 2'04.475	17	82 PESEK K. Kawasaki 2'04.873	18	31 SUCHET V. Kawasaki 2'04.875
7	69 JUDA D. BMW 2'05.202	20	46 CUDEVILLE M. Kawasaki 2'06.161	21	10 YEGIN A. Kawasaki 2'07.399

10/06/2018 Jury President

These data/results cannot be reproduced, stored and/or transmitted in whole or in part by any manner of electronic, mechanical, photocopying, recording, broadcasting or otherwise now known or herein after developed without the previous express consent by the copyright owner, except for reproduction in daily press and regular printed publications on sale to the public within 60 days of the event related to those data/results and always provided that copyright symbol appears together as follows below.

© DORNA WSBK ORGANIZATION Srl 2018

FKR PERUGIA TIMING

