

MotorLand Aragon 5.077 m

1 / 2

Spanish Round, 13-14-15 April 2018 World Superbike - Results Race 1 - Red Flag

Laps 3 = 15,231 Km - Time of Race 5'36.213 - Avg. 163,086 km/h

Pos	Race	Grid	No. Rider	Nat	Team	Bike	Class	LL	Gap	Fastest Lap	Speed	Qualifying		Ranking	
												Time	Speed	R1	R2
1	2	1	J. REA	GBR	Kawasaki Racing Team WorldSBK	Kawasaki ZX-10RR		3		1'51.088	304,2	1'49.574	306,8	69	1
2	5	22	A. LOWES	GBR	Pata Yamaha Official WorldSBK Team	Yamaha YZF R1		3	0.208	1'51.210	308,6	1'49.853	306,8	48	5
3	11	7	C. DAVIES	GBR	Aruba.it Racing - Ducati	Ducati Panigale R		3	0.641	1'51.079	312,1	1'51.065	306,8	57	4
4	3	66	T. SYKES	GBR	Kawasaki Racing Team WorldSBK	Kawasaki ZX-10RR		3	1.161	1'51.420	310,3	1'49.644	301,7	43	7
5	1	33	M. MELANDRI	ITA	Aruba.it Racing - Ducati	Ducati Panigale R		3	1.541	1'51.243	314,9	1'49.543	309,5	67	2
6	6	60	M. VAN DER MARK	NED	Pata Yamaha Official WorldSBK Team	Yamaha YZF R1		3	1.842	1'51.175	316,7	1'49.863	309,5	45	6
7	4	12	X. FORES	ESP	Barni Racing Team	Ducati Panigale R	IND	3	2.891	1'51.608	311,2	1'49.667	308,6	60	3
8	19	76	L. BAZ	FRA	GULF ALTHEA BMW Racing Team	BMW S 1000 RR		3	6.567	1'52.000	307,7	1'51.867	295,9	21	9
9	16	54	T. RAZGATLIOGLU	TUR	Kawasaki Puccetti Racing	Kawasaki ZX-10RR	IND	3	6.580	1'52.077	306,8	1'51.777	304,2	18	10
10	18	40	R. RAMOS	ESP	Team GoEleven Kawasaki	Kawasaki ZX-10RR	IND	3	6.798	1'52.502	305,9	1'51.845	300,8	12	14
11	13	45	J. GAGNE	USA	Red Bull Honda World Superbike Team	Honda CBR1000RR		3	7.171	1'52.802	314,0	1'51.609	306,8	9	16
12	17	99	P. JACOBSEN	USA	TripleM Honda World Superbike Team	Honda CBR1000RR	IND	3	7.310	1'52.682	317,6	1'51.832	307,7	8	17
13	8	21	M. RINALDI	ITA	Aruba.it Racing - Junior Team	Ducati Panigale R	IND	3	7.385	1'52.610	314,9	1'50.197	305,9		
14	20	68	Y. HERNANDEZ	COL	Team Pedercini Racing	Kawasaki ZX-10RR	IND	3	8.956	1'52.717	308,6	1'51.961	304,2	5	18
15	14	34	D. GIUGLIANO	ITA	Milwaukee Aprilia	Aprilia RSV4 RF		3	10.016	1'53.239	311,2	1'51.632	305,9		
16	15	36	L. MERCADO	ARG	Orelac Racing VerdNatura	Kawasaki ZX-10RR	IND	3	10.556	1'52.881	309,5	1'51.718	301,7	13	13
17	21	37	O. JEZEK	CZE	Guandalini Racing	Yamaha YZF R1	IND	3	11.915	1'54.288	300,8	1'53.349	295,9	1	19
18	9	2	L. CAMIER	GBR	Red Bull Honda World Superbike Team	Honda CBR1000RR		2	1 Lap	1'52.294	309,5	1'50.607	305,9	42	8
19	10	32	L. SAVADORI	ITA	Milwaukee Aprilia	Aprilia RSV4 RF		2	1 Lap	1'52.091	307,7	1'50.809	305,9	11	15
20	7	81	J. TORRES	ESP	MV Agusta Reparto Corse	MV Agusta 1000 F4		2	1 Lap	1'51.987	308,6	1'50.055	303,4	14	12
-----Not Classified-----															
NS	12	5	V. LEONOV	RUS	SPB Racing Team	Kawasaki ZX-10RR	IND					1'53.033	297,5		

AIR	Humidity:	78%	Temp:	11°C
TRACK	Condition:	Dry	Temp:	18°C

Records	Pole (SP2)	2017	C.Davies	1'49.319	167,19 Km/h
	Race (RC1)	2016	C.Davies	1'50.421	165,52 Km/h
	Circuit (SP2)	2017	C.Davies	1'49.319	167,19 Km/h
Race Fastest Lap	Lap 3		C.Davies	1'51.079	164,54 Km/h

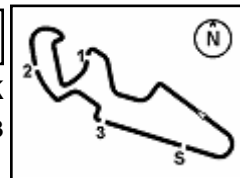
LAP LEADERS					
No.	Rider	From	To	Laps	Total
1	J. REA	1	3	3	0

Start 14/04/2018 13:00 End 13:06 The results are provisional until the end of the time limit for protests and appeals and the completion of the technical checks.

These data/results cannot be reproduced, stored and/or transmitted in whole or in part by any manner of electronic, mechanical, photocopying, recording, broadcasting or otherwise now known or herein after developed without the previous express consent by the copyright owner, except for reproduction in daily press and regular printed publications on sale to the public within 60 days of the event related to those data/results and always provided that copyright symbol appears together as follows below.

© DORNA WSBK ORGANIZATION Srl 2018





Spanish Round, 13-14-15 April 2018 World Superbike - Results Race 1 - Red Flag

Race Highlights

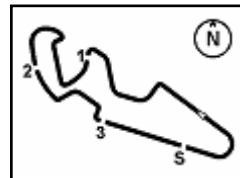
Time	No. Rider	Description
12.43.37	5 Leonov	Will not start the race due to technical problems
12.58.04		Warm-up Lap Start
13.00.49		Start
13.02.21	36 Mercado	On the Gravel - Re-Joined - Turn 12
13.02.27		No Jump Start
13.05.50	2 Camier	Crashed - Turn 11
13.05.50	32 Savadori	Crashed - Turn 11
13.05.50	81 Torres	Crashed - Turn 11
13.06.38		RED FLAG
13.06.48		End Of Session

Start End The results are provisional until the end of the time limit for protests and appeals
14/04/2018 13:00 13:06 and the completion of the technical checks.

These data/results cannot be reproduced, stored and/or transmitted in whole or in part by any manner of electronic, mechanical, photocopying, recording, broadcasting or otherwise now known or herein after developed without the previous express consent by the copyright owner, except for reproduction in daily press and regular printed publications on sale to the public within 60 days of the event related to those data/results and always provided that copyright symbol appears together as follows below.

© DORNA WSBK ORGANIZATION Srl 2018





MotorLand Aragon 5.077 m

1 / 2

Spanish Round, 13-14-15 April 2018
World Superbike - Lap Chart Race 1 - Red Flag

	Lap		
	1	2	3
1	1	1	1
2	22	22	22
3	66	7	7
4	7	66	66
5	33	33	33
6	12	12	60
7	2	60	12
8	60	2	76
9	32	32	54
10	81	81	40
11	54	54	45
12	34	76	99
13	76	40	21
14	45	45	68
15	40	99	34
16	99	21	36
17	21	68	37
18	68	34	
19	37	37	
20	36	36	

Final Result		
1	1 J. REA	Laps 3
2	22 A. LOWES	0.208
3	7 C. DAVIES	0.641
4	66 T. SYKES	1.161
5	33 M. MELANDRI	1.541
6	60 M. VAN DER MARK	1.842
7	12 X. FORES	2.891
8	76 L. BAZ	6.567
9	54 T. RAZGATLIOGLU	6.580
10	40 R. RAMOS	6.798
11	45 J. GAGNE	7.171
12	99 P. JACOBSEN	7.310
13	21 M. RINALDI	7.385
14	68 Y. HERNANDEZ	8.956
15	34 D. GIUGLIANO	10.016
16	36 L. MERCADO	10.556
17	37 O. JEZEK	11.915
18	2 L. CAMIER	1 Lap
19	32 L. SAVADORI	1 Lap
20	81 J. TORRES	1 Lap
NS	5 V. LEONOV	

14/04/2018

These data/results cannot be reproduced, stored and/or transmitted in whole or in part by any manner of electronic, mechanical, photocopying, recording, broadcasting or otherwise now known or herein after developed without the previous express consent by the copyright owner, except for reproduction in daily press and regular printed publications on sale to the public within 60 days of the event related to those data/results and always provided that copyright symbol appears together as follows below.

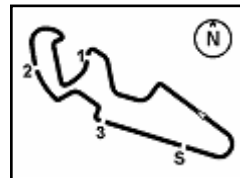
© DORNA WSBK ORGANIZATION Srl 2018

FCR PERUGIA TIMING


Official Tyre Supplier



Official Timekeeper


Spanish Round, 13-14-15 April 2018
World Superbike - Lap Chart Race 1 - Red Flag
Lap 1

1	1	J.Rea	13:02'40.955
2	22	A.Lowes	0.042
3	66	T.Sykes	0.354
4	7	C.Davies	0.420
5	33	M.Melandri	0.748
6	12	X.Fores	1.168
7	2	L.Camier	1.619
8	60	M.van der Mark	1.754
9	32	L.Savadori	2.048
10	81	J.Torres	2.286
11	54	T.Razgatioglu	3.123
12	34	D.Giugliano	3.340
13	76	L.Baz	3.548
14	45	J.Gagne	3.589
15	40	R.Ramos	4.070
16	99	P.Jacobsen	4.209
17	21	M.Rinaldi	4.418
18	68	Y.Hernandez	5.232
19	37	O.Jezek	5.506
20	36	L.Mercado	5.888

Lap 2

1	1	J.Rea	13:04'32.145
2	22	A.Lowes	0.086
3	7	C.Davies	0.650
4	66	T.Sykes	0.829
5	33	M.Melandri	1.386
6	12	X.Fores	1.586
7	60	M.van der Mark	1.755
8	2	L.Camier	2.723
9	32	L.Savadori	2.949
10	81	J.Torres	3.083
11	54	T.Razgatioglu	4.010
12	76	L.Baz	4.358
13	40	R.Ramos	5.382
14	45	J.Gagne	5.457
15	99	P.Jacobsen	5.716
16	21	M.Rinaldi	5.838
17	68	Y.Hernandez	7.327
18	34	D.Giugliano	7.865
19	37	O.Jezek	8.604
20	36	L.Mercado	8.763

Lap 3

1	1	J.Rea	13:06'23.233
2	22	A.Lowes	0.208
3	7	C.Davies	0.641
4	66	T.Sykes	1.161
5	33	M.Melandri	1.541
6	60	M.van der Mark	1.842
7	12	X.Fores	2.891
8	76	L.Baz	6.567
9	54	T.Razgatioglu	6.580
10	40	R.Ramos	6.798
11	45	J.Gagne	7.171
12	99	P.Jacobsen	7.310
13	21	M.Rinaldi	7.385
14	68	Y.Hernandez	8.956
15	34	D.Giugliano	10.016
16	36	L.Mercado	10.556
17	37	O.Jezek	11.915

14/04/2018

These data/results cannot be reproduced, stored and/or transmitted in whole or in part by any manner of electronic, mechanical, photocopying, recording, broadcasting or otherwise now known or herein after developed without the previous express consent by the copyright owner, except for reproduction in daily press and regular printed publications on sale to the public within 60 days of the event related to those data/results and always provided that copyright symbol appears together as follows below.

© DORNA WSBK ORGANIZATION Srl 2018

Spanish Round, 13-14-15 April 2018

World Superbike - Best Sectors & Speed Race 1 - Red Flag

MotorLand Aragon 5.077 m

RESULTS			
1	1 J. REA	Kawasaki ZX-10RR	Laps 3
2	22 A. LOWES	Yamaha YZF R1	0.208
3	7 C. DAVIES	Ducati Panigale R	0.641
4	66 T. SYKES	Kawasaki ZX-10RR	1.161
5	33 M. MELANDRI	Ducati Panigale R	1.541
6	60 M. VAN DER MARK	Yamaha YZF R1	1.842
7	12 X. FORES	Ducati Panigale R	2.891
8	76 L. BAZ	BMW S 1000 RR	6.567
9	54 T. RAZGATLIOGLU	Kawasaki ZX-10RR	6.580
10	40 R. RAMOS	Kawasaki ZX-10RR	6.798
11	45 J. GAGNE	Honda CBR1000RR	7.171
12	99 P. JACOBSEN	Honda CBR1000RR	7.310
13	21 M. RINALDI	Ducati Panigale R	7.385
14	68 Y. HERNANDEZ	Kawasaki ZX-10RR	8.956
15	34 D. GIUGLIANO	Aprilia RSV4 RF	10.016
16	36 L. MERCADO	Kawasaki ZX-10RR	10.556
17	37 O. JEZEK	Yamaha YZF R1	11.915
18	2 L. CAMIER	Honda CBR1000RR	1 Lap
19	32 L. SAVADORI	Aprilia RSV4 RF	1 Lap
20	81 J. TORRES	MV Agusta 1000 F4	1 Lap
NS	5 V. LEONOV	Kawasaki ZX-10RR	

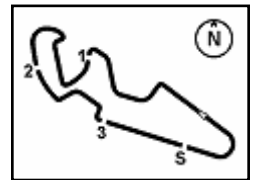
SPEED			
1	99 P. JACOBSEN	Honda CBR1000RR	317,6
2	60 M. VAN DER MARK	Yamaha YZF R1	316,7
3	33 M. MELANDRI	Ducati Panigale R	314,9
4	21 M. RINALDI	Ducati Panigale R	314,9
5	45 J. GAGNE	Honda CBR1000RR	314,0
6	7 C. DAVIES	Ducati Panigale R	312,1
7	34 D. GIUGLIANO	Aprilia RSV4 RF	311,2
8	12 X. FORES	Ducati Panigale R	311,2
9	66 T. SYKES	Kawasaki ZX-10RR	310,3
10	36 L. MERCADO	Kawasaki ZX-10RR	309,5
11	2 L. CAMIER	Honda CBR1000RR	309,5
12	22 A. LOWES	Yamaha YZF R1	308,6
13	68 Y. HERNANDEZ	Kawasaki ZX-10RR	308,6
14	81 J. TORRES	MV Agusta 1000 F4	308,6
15	32 L. SAVADORI	Aprilia RSV4 RF	307,7
16	76 L. BAZ	BMW S 1000 RR	307,7
17	54 T. RAZGATLIOGLU	Kawasaki ZX-10RR	306,8
18	40 R. RAMOS	Kawasaki ZX-10RR	305,9
19	1 J. REA	Kawasaki ZX-10RR	304,2
20	37 O. JEZEK	Yamaha YZF R1	300,8

SEG. 1		SEG. 2		SEG. 3		SEG. 4		
1	1 J. REA	31.815	1	1 J. REA	31.168	1	7 C. DAVIES	26.139
2	7 C. DAVIES	31.870	2	22 A. LOWES	31.214	2	60 M. VAN DER MARK	26.148
3	33 M. MELANDRI	31.952	3	66 T. SYKES	31.251	3	33 M. MELANDRI	26.229
4	60 M. VAN DER MARK	31.967	4	7 C. DAVIES	31.273	4	12 X. FORES	26.278
5	66 T. SYKES	31.970	5	60 M. VAN DER MARK	31.319	5	45 J. GAGNE	26.339
6	2 L. CAMIER	32.026	6	33 M. MELANDRI	31.345	6	22 A. LOWES	26.346
7	22 A. LOWES	32.076	7	81 J. TORRES	31.465	7	81 J. TORRES	26.347
8	12 X. FORES	32.088	8	36 L. MERCADO	31.483	8	99 P. JACOBSEN	26.438
9	81 J. TORRES	32.090	9	2 L. CAMIER	31.484	9	21 M. RINALDI	26.444
10	32 L. SAVADORI	32.093	10	32 L. SAVADORI	31.497	10	66 T. SYKES	26.452
11	40 R. RAMOS	32.094	11	76 L. BAZ	31.504	11	2 L. CAMIER	26.460
12	76 L. BAZ	32.116	12	12 X. FORES	31.547	12	54 T. RAZGATLIOGLU	26.469
13	45 J. GAGNE	32.242	13	54 T. RAZGATLIOGLU	31.577	13	34 D. GIUGLIANO	26.528
14	54 T. RAZGATLIOGLU	32.247	14	40 R. RAMOS	31.626	14	1 J. REA	26.546
15	68 Y. HERNANDEZ	32.323	15	68 Y. HERNANDEZ	31.709	15	40 R. RAMOS	26.579
16	21 M. RINALDI	32.380	16	21 M. RINALDI	31.721	16	76 L. BAZ	26.585
17	99 P. JACOBSEN	32.400	17	99 P. JACOBSEN	31.725	17	32 L. SAVADORI	26.654
18	36 L. MERCADO	32.627	18	34 D. GIUGLIANO	31.793	18	68 Y. HERNANDEZ	26.678
19	34 D. GIUGLIANO	32.701	19	45 J. GAGNE	31.797	19	36 L. MERCADO	26.709
20	37 O. JEZEK	32.941	20	37 O. JEZEK	32.182	20	37 O. JEZEK	27.128

14/04/2018

These data/results cannot be reproduced, stored and/or transmitted in whole or in part by any manner of electronic, mechanical, photocopying, recording, broadcasting or otherwise now known or herein after developed without the previous express consent by the copyright owner, except for reproduction in daily press and regular printed publications on sale to the public within 60 days of the event related to those data/results and always provided that copyright symbol appears together as follows below.

© DORNA WSBK ORGANIZATION Srl 2018



Spanish Round, 13-14-15 April 2018 World Superbike - Chronological Analysis Race 1 - Red Flag

Start at 13:00'47.020

1° 1 J. REA (1'51.088)							
Lap	Seg.1	Seg.2	Seg.3	Seg.4	Lap Time	km/h	Local Time
1		31.548	21.513	26.591	1'53.935	303,4	13:02'40.955
2	31.815	31.377	21.452	26.546	1'51.190	304,2	13:04'32.145
3	31.831	31.168	21.524	26.565	1'51.088	303,4	13:06'23.233

2° 22 A. LOWES (1'51.210)							
Lap	Seg.1	Seg.2	Seg.3	Seg.4	Lap Time	km/h	Local Time
1		31.544	21.700	26.356	1'53.977	308,6	13:02'40.997
2	32.126	31.214	21.540	26.354	1'51.234	307,7	13:04'32.231
3	32.076	31.338	21.450	26.346	1'51.210	307,7	13:06'23.441

3° 7 C. DAVIES (1'51.079)							
Lap	Seg.1	Seg.2	Seg.3	Seg.4	Lap Time	km/h	Local Time
1		31.453	21.585	26.139	1'54.355	312,1	13:02'41.375
2	32.111	31.273	21.509	26.527	1'51.420	301,7	13:04'32.795
3	31.870	31.380	21.475	26.354	1'51.079	310,3	13:06'23.874

4° 66 T. SYKES (1'51.420)							
Lap	Seg.1	Seg.2	Seg.3	Seg.4	Lap Time	km/h	Local Time
1		31.354	21.680	26.452	1'54.289	310,3	13:02'41.309
2	32.076	31.251	21.486	26.852	1'51.665	307,7	13:04'32.974
3	31.970	31.356	21.558	26.536	1'51.420	307,7	13:06'24.394

5° 33 M. MELANDRI (1'51.243)							
Lap	Seg.1	Seg.2	Seg.3	Seg.4	Lap Time	km/h	Local Time
1		31.838	21.895	26.229	1'54.683	314,9	13:02'41.703
2	32.075	31.384	21.514	26.855	1'51.828	309,5	13:04'33.531
3	31.952	31.345	21.612	26.334	1'51.243	312,1	13:06'24.774

6° 60 M. VAN DER MARK (1'51.175)							
Lap	Seg.1	Seg.2	Seg.3	Seg.4	Lap Time	km/h	Local Time
1		31.664	21.665	26.148	1'55.689	316,7	13:02'42.709
2	31.967	31.319	21.680	26.225	1'51.191	314,9	13:04'33.900
3	32.080	31.363	21.466	26.266	1'51.175	311,2	13:06'25.075

7° 12 X. FORES (1'51.608)							
Lap	Seg.1	Seg.2	Seg.3	Seg.4	Lap Time	km/h	Local Time
1		31.566	21.801	26.278	1'55.103	310,3	13:02'42.123
2	32.088	31.547	21.661	26.312	1'51.608	311,2	13:04'33.731
3	32.441	31.619	21.698	26.635	1'52.393	309,5	13:06'26.124

8° 76 L. BAZ (1'52.000)							
Lap	Seg.1	Seg.2	Seg.3	Seg.4	Lap Time	km/h	Local Time
1		32.214	21.680	26.585	1'57.483	307,7	13:02'44.503
2	32.247	31.504	21.622	26.627	1'52.000	305,9	13:04'36.503
3	32.116	32.094	22.043	27.044	1'53.297	298,3	13:06'29.800

9° 54 T. RAZGATLIOGLU (1'52.077)							
Lap	Seg.1	Seg.2	Seg.3	Seg.4	Lap Time	km/h	Local Time
1		32.131	21.852	26.534	1'57.058	306,8	13:02'44.078
2	32.269	31.577	21.762	26.469	1'52.077	305,9	13:04'36.155
3	32.247	32.140	22.470	26.801	1'53.658	304,2	13:06'29.813

10° 40 R. RAMOS (1'52.502)							
Lap	Seg.1	Seg.2	Seg.3	Seg.4	Lap Time	km/h	Local Time
1		32.323	21.936	26.579	1'58.005	305,9	13:02'45.025
2	32.314	31.626	21.807	26.755	1'52.502	303,4	13:04'37.527
3	32.094	31.865	21.824	26.721	1'52.504	303,4	13:06'30.031

11° 45 J. GAGNE (1'52.802)							
Lap	Seg.1	Seg.2	Seg.3	Seg.4	Lap Time	km/h	Local Time
1		32.468	22.047	26.339	1'57.524	314,0	13:02'44.544

2	32.658	32.008	21.853	26.539	1'53.058	308,6	13:04'37.602
3	32.242	31.797	21.974	26.789	1'52.802	305,9	13:06'30.404

12° 99 P. JACOBSEN (1'52.682)							
Lap	Seg.1	Seg.2	Seg.3	Seg.4	Lap Time	km/h	Local Time
1		32.452	22.386	26.438	1'58.144	316,7	13:02'45.164
2	32.493	31.732	21.905	26.567	1'52.697	317,6	13:04'37.861
3	32.400	31.725	21.906	26.651	1'52.682	312,1	13:06'30.543

13° 21 M. RINALDI (1'52.610)							
Lap	Seg.1	Seg.2	Seg.3	Seg.4	Lap Time	km/h	Local Time
1		32.604	22.316	26.444	1'58.353	314,9	13:02'45.373
2	32.380	31.739	22.031	26.460	1'52.610	314,0	13:04'37.983
3	32.429	31.721	22.027	26.458	1'52.635	314,0	13:06'30.618

14° 68 Y. HERNANDEZ (1'52.717)							
Lap	Seg.1	Seg.2	Seg.3	Seg.4	Lap Time	km/h	Local Time
1		32.538	22.348	26.678	1'59.167	308,6	13:02'46.187
2	32.343	32.176	21.880	26.886	1'53.285	302,5	13:04'39.472
3	32.323	31.709	21.824	26.861	1'52.717	302,5	13:06'32.189

15° 34 D. GIUGLIANO (1'53.239)							
Lap	Seg.1	Seg.2	Seg.3	Seg.4	Lap Time	km/h	Local Time
1		32.503	21.778	26.528	1'57.275	311,2	13:02'44.295
2	32.701	31.793	21.780	29.441	1'55.715	308,6	13:04'40.010
3	32.984	31.880	21.705	26.670	1'53.239	305,9	13:06'33.249

16° 36 L. MERCADO (1'52.881)							
Lap	Seg.1	Seg.2	Seg.3	Seg.4	Lap Time	km/h	Local Time
1		31.842	25.318	26.709	1'59.823	305,9	13:02'46.843
2	33.371	31.483	22.129	27.082	1'54.065	309,5	13:04'40.908
3	32.627	31.656	21.664	26.934	1'52.881	305,1	13:06'33.789

17° 37 O. JEZEK (1'54.288)							
Lap	Seg.1	Seg.2	Seg.3	Seg.4	Lap Time	km/h	Local Time
1		32.575	22.321	27.128	1'59.441	300,8	13:02'46.461
2	32.941	32.182	22.000	27.165	1'54.288	300,8	13:04'40.749
3	32.949	32.303	22.013	27.134	1'54.399	299,2	13:06'35.148

18° 2 L. CAMIER (1'52.294)							
Lap	Seg.1	Seg.2	Seg.3	Seg.4	Lap Time	km/h	Local Time
1		31.592	22.149	26.460	1'55.554	309,5	13:02'42.574
2	32.415	31.484	21.709	26.686	1'52.294	305,1	13:04'34.868

19° 32 L. SAVADORI (1'52.091)							
Lap	Seg.1	Seg.2	Seg.3	Seg.4	Lap Time	km/h	Local Time
1		31.811	21.762	26.734	1'55.983	307,7	13:02'43.003
2	32.255	31.497	21.685	26.654	1'52.091	307,7	13:04'35.094

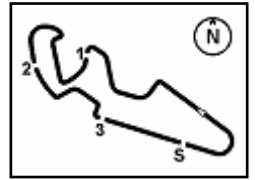
20° 81 J. TORRES (1'51.987)							
Lap	Seg.1	Seg.2	Seg.3	Seg.4	Lap Time	km/h	Local Time
1		32.035	21.769	26.347	1'56.221	307,7	13:02'43.241
2	32.152	31.465	21.895	26.475	1'51.987	308,6	13:04'35.228

14/04/2018

P = Pits In/Out - C = Lap Time Cancelled

These data/results cannot be reproduced, stored and/or transmitted in whole or in part by any manner of electronic, mechanical, photocopying, recording, broadcasting or otherwise now known or herein after developed without the previous express consent by the copyright owner, except for reproduction in daily press and regular printed publications on sale to the public within 60 days of the event related to those data/results and always provided that copyright symbol appears together as follows below.


© DORNA WSBK ORGANIZATION Srl 2018




MotorLand Aragon 5.077 m

Spanish Round, 13-14-15 April 2018
World Superbike - Weather Report Race 1 - Red Flag
 Session started 13:01 - Session ended 13:06


Air Temperature




Track Temperature



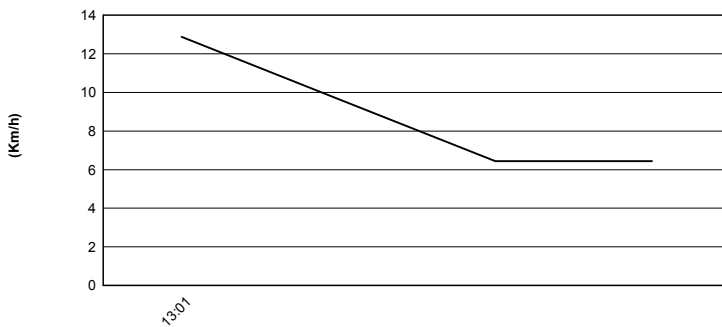
Air Pressure




Humidity



Wind Speed



Wind Direction



14/04/2018

These data/results cannot be reproduced, stored and/or transmitted in whole or in part by any manner of electronic, mechanical, photocopying, recording, broadcasting or otherwise now known or herein after developed without the previous express consent by the copyright owner, except for reproduction in daily press and regular printed publications on sale to the public within 60 days of the event related to those data/results and always provided that copyright symbol appears together as follows below.

© DORNA WSBK ORGANIZATION Srl 2018