

Spanish Round, 13-14-15 April 2018 World Superbike - Chronological Analysis Race 2

MotorLand Aragon 5.077 m

Start at 13:00'37.907

1 / 4

1° 7 C. DAVIES (1'51.101)								4° 22 A. LOWES (1'51.366)							
Lap	Seg.1	Seg.2	Seg.3	Seg.4	Lap Time	km/h	Local Time	Lap	Seg.1	Seg.2	Seg.3	Seg.4	Lap Time	km/h	Local Time
1		31.752	21.553	26.374	1'54.837	311,2	13:02'32.744	1		31.573	21.721	26.462	1'53.904	310,3	13:02'31.811
2	32.039	31.383	21.536	26.471	1'51.429	314,0	13:04'24.173	2	32.041	31.951	22.030	26.577	1'52.599	314,0	13:04'24.410
3	32.135	31.433	21.603	26.305	1'51.476	314,9	13:06'15.649	3	32.148	31.509	21.689	26.438	1'51.784	312,1	13:06'16.194
4	32.102	31.496	21.651	26.234	1'51.483	315,8	13:08'07.132	4	31.918	31.428	21.714	26.529	1'51.589	310,3	13:08'07.783
5	31.996	31.431	21.845	26.453	1'51.725	308,6	13:09'58.857	5	32.079	31.884	21.655	26.498	1'52.116	311,2	13:09'59.899
6	32.298	31.500	21.370	26.549	1'51.717	306,8	13:11'50.574	6	32.103	31.461	21.590	26.523	1'51.677	310,3	13:11'51.576
7	31.862	31.355	21.462	26.422	1'51.101	309,5	13:13'41.675	7	32.023	31.559	21.585	26.494	1'51.661	312,1	13:13'43.237
8	31.820	31.341	21.658	26.477	1'51.296	312,1	13:15'32.971	8	31.946	31.574	21.618	26.721	1'51.859	307,7	13:15'35.096
9	31.972	31.346	21.443	26.384	1'51.145	314,0	13:17'24.116	9	31.840	31.535	21.611	26.380	1'51.366	311,2	13:17'26.462
10	32.080	31.486	21.701	26.245	1'51.512	312,1	13:19'15.628	10	32.054	31.663	21.682	26.604	1'52.003	307,7	13:19'18.465
11	32.232	31.423	21.727	26.340	1'51.722	310,3	13:21'07.350	11	31.973	31.784	21.739	26.590	1'52.086	307,7	13:21'10.551
12	32.173	31.413	21.544	26.603	1'51.733	308,6	13:22'59.083	12	32.263	31.688	21.647	26.648	1'52.246	308,6	13:23'02.797
13	32.157	31.441	21.563	26.606	1'51.767	305,9	13:24'50.850	13	32.561	31.840	22.116	26.901	1'53.418	307,7	13:24'56.215
14	32.079	31.366	21.344	26.511	1'51.300	305,1	13:26'42.150	14	32.439	31.597	21.663	26.749	1'52.448	305,1	13:26'48.663
15	31.974	31.409	21.697	26.492	1'51.572	307,7	13:28'33.722	15	32.219	31.662	21.862	26.543	1'52.286	309,5	13:28'40.949
16	31.947	31.344	21.506	26.410	1'51.207	309,5	13:30'24.929	16	32.061	31.546	21.845	26.492	1'51.944	312,1	13:30'32.893
17	31.958	31.540	21.435	26.424	1'51.357	305,1	13:32'16.286	17	32.066	31.814	21.734	26.478	1'52.092	310,3	13:32'24.985
18	31.878	31.337	21.479	26.446	1'51.140	305,1	13:34'07.426	18	32.620	31.711	21.621	26.740	1'52.692	305,1	13:34'17.677

2° 1 J. REA (1'51.200)								5° 60 M. VAN DER MARK (1'51.469)							
Lap	Seg.1	Seg.2	Seg.3	Seg.4	Lap Time	km/h	Local Time	Lap	Seg.1	Seg.2	Seg.3	Seg.4	Lap Time	km/h	Local Time
1		31.509	21.813	26.256	1'54.087	317,6	13:02'31.994	1		31.483	21.533	26.496	1'53.340	303,4	13:02'31.247
2	32.026	31.561	21.669	26.565	1'51.821	309,5	13:04'23.815	2	32.042	31.555	22.630	26.464	1'52.691	311,2	13:04'23.938
3	32.219	31.435	21.660	26.339	1'51.653	315,8	13:06'15.468	3	31.947	31.426	21.666	26.571	1'51.610	308,6	13:06'15.548
4	31.657	31.552	21.595	26.396	1'51.200	313,0	13:08'06.668	4	31.996	31.497	21.604	26.372	1'51.469	307,7	13:08'07.017
5	31.862	31.516	21.555	26.364	1'51.297	314,0	13:09'57.965	5	31.952	31.439	22.072	26.482	1'51.945	307,7	13:09'58.962
6	31.855	31.449	21.540	26.527	1'51.371	312,1	13:11'49.366	6	32.054	31.429	21.716	26.521	1'51.720	310,3	13:11'50.682
7	31.922	31.498	21.572	26.525	1'51.517	311,2	13:13'40.853	7	32.029	31.532	21.567	26.719	1'51.847	305,9	13:13'42.529
8	31.930	31.402	21.539	26.529	1'51.400	312,1	13:15'32.253	8	31.975	31.471	21.965	27.571	1'52.982	305,1	13:15'35.511
9	31.951	31.380	21.490	26.619	1'51.440	305,1	13:17'23.693	9	31.966	31.477	21.789	26.495	1'51.727	308,6	13:17'27.238
10	32.108	31.459	21.554	26.506	1'51.627	305,1	13:19'15.320	10	31.946	31.466	21.705	26.569	1'51.686	308,6	13:19'18.924
11	32.154	31.514	21.548	26.664	1'51.880	304,2	13:21'07.200	11	31.924	31.657	21.779	26.547	1'51.907	308,6	13:21'10.831
12	32.129	31.498	21.503	26.595	1'51.725	305,9	13:22'58.925	12	32.196	31.704	21.786	26.496	1'52.182	310,3	13:23'03.013
13	32.067	31.530	21.538	26.699	1'51.834	304,2	13:24'50.759	13	32.124	31.916	21.939	26.980	1'52.959	300,8	13:24'55.972
14	32.388	31.451	21.478	26.427	1'51.744	308,6	13:26'42.503	14	32.074	31.669	21.940	26.882	1'52.565	301,7	13:26'48.537
15	31.704	31.555	21.663	26.495	1'51.417	310,3	13:28'33.920	15	32.130	31.603	21.720	26.661	1'52.114	305,1	13:28'40.651
16	31.877	31.482	21.566	26.383	1'51.308	313,0	13:30'25.228	16	32.190	31.484	21.677	26.655	1'52.006	305,1	13:30'32.657
17	31.839	31.593	21.560	26.357	1'51.349	310,3	13:32'16.577	17	32.075	31.669	21.769	26.779	1'52.292	302,5	13:32'24.949
18	31.844	31.390	22.152	26.647	1'52.033	305,9	13:34'08.610	18	32.831	31.714	21.816	26.803	1'53.164	304,2	13:34'18.113

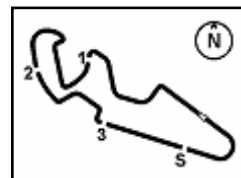
3° 33 M. MELANDRI (1'51.048)								6° 66 T. SYKES (1'51.767)							
Lap	Seg.1	Seg.2	Seg.3	Seg.4	Lap Time	km/h	Local Time	Lap	Seg.1	Seg.2	Seg.3	Seg.4	Lap Time	km/h	Local Time
1		31.401	21.758	26.305	1'53.492	314,9	13:02'31.399	1		32.019	21.794	26.746	1'55.575	315,8	13:02'33.482
2	32.065	31.443	21.846	26.444	1'51.798	308,6	13:04'23.197	2	32.015	31.702	21.714	26.652	1'52.083	307,7	13:04'25.565
3	31.916	31.465	21.584	26.581	1'51.546	308,6	13:06'14.743	3	31.967	31.572	21.618	26.610	1'51.767	310,3	13:06'17.332
4	32.036	31.410	21.606	26.416	1'51.468	307,7	13:08'06.211	4	32.042	31.524	21.738	26.606	1'51.910	309,5	13:08'09.242
5	32.206	31.369	21.608	26.426	1'51.609	311,2	13:09'57.820	5	32.005	31.534	21.725	26.757	1'52.021	307,7	13:10'01.263
6	32.166	31.384	21.656	26.397	1'51.603	316,7	13:11'49.423	6	32.118	31.604	21.700	26.763	1'52.185	305,9	13:11'53.448
7	32.180	31.431	21.691	26.461	1'51.763	312,1	13:13'41.186	7	32.122	31.501	21.856	26.620	1'52.099	309,5	13:13'45.547
8	32.035	31.343	21.785	26.447	1'51.610	312,1	13:15'32.796	8	32.203	31.768	21.934	26.777	1'52.682	312,1	13:15'38.229
9	31.900	31.327	21.582	26.370	1'51.179	312,1	13:17'23.975	9	32.167	31.493	21.593	26.807	1'52.060	305,9	13:17'30.289
10	32.075	31.398	21.746	26.319	1'51.538	313,0	13:19'15.513	10	31.935	31.490	21.680	26.798	1'51.903	302,5	13:19'22.192
11	32.210	31.431	21.682	26.477	1'51.800	308,6	13:21'07.313	11	32.007	31.458	21.692	26.856	1'52.013	302,5	13:21'14.205
12	32.387	31.465	21.608	26.367	1'51.827	314,0	13:22'59.140	12	32.138	31.609	21.706	26.968	1'52.421	302,5	13:23'06.626
13	32.261	31.415	21.757	26.398	1'51.831	309,5	13:24'50.971	13	32.199	31.663	21.693	26.920	1'52.475	301,7	13:24'59.101
14	32.354	31.489	21.723	26.400	1'51.966	312,1	13:26'42.937	14	32.118	31.566	21.777	26.904	1'52.365	302,5	13:26'51.466
15	31.983	31.515	21.669	26.267	1'51.434	314,0	13:28'34.371	15	32.071	31.660	21.751	26.847	1'52.329	306,8	13:28'43.795
16	31.853	31.378	21.641	26.176	1'51.048	316,7	13:30'25.419	16	32.066	31.527	21.756	26.690	1'52.039	307,7	13:30'35.834
17	32.046	31.443	21.657	26.279	1'51.425	314,9	13:32'16.844	17	32.109	31.748	21.949	26.761	1'52.567	307,7	13:32'28.401
18	33.031	32.192	22.000	27.943	1'55.166	299,2	13:34'12.010	18	32.453	31.695	21.756	26.850	1'52.754	303,4	13:34'21.155

15/04/2018

P = Pits In/Out - C = Lap Time Cancelled

These data/results cannot be reproduced, stored and/or transmitted in whole or in part by any manner of electronic, mechanical, photocopying, recording, broadcasting or otherwise now known or herein after developed without the previous express consent by the copyright owner, except for reproduction in daily press and regular printed publications on sale to the public within 60 days of the event related to those data/results and always provided that copyright symbol appears together as follows below.

© DORNA WSBK ORGANIZATION Srl 2018



Spanish Round, 13-14-15 April 2018 World Superbike - Chronological Analysis Race 2

Start at 13:00'37.907

2 / 4

7° 21 M. RINALDI (1'51.489)								10° 32 L. SAVADORI (1'51.899)							
Lap	Seg.1	Seg.2	Seg.3	Seg.4	Lap Time	km/h	Local Time	Lap	Seg.1	Seg.2	Seg.3	Seg.4	Lap Time	km/h	Local Time
1		31.546	22.202	26.689	1'55.329	313,0	13:02'33.236	1		31.735	21.869	26.579	1'56.007	311,2	13:02'33.914
2	31.989	31.316	21.867	26.337	1'51.509	314,0	13:04'24.745	2	32.220	31.690	21.830	26.615	1'52.355	310,3	13:04'26.269
3	32.019	31.398	21.839	26.286	1'51.542	314,9	13:06'16.287	3	32.032	31.575	21.766	26.682	1'52.055	307,7	13:06'18.324
4	32.070	31.362	21.948	26.194	1'51.574	313,0	13:08'07.861	4	31.997	31.595	21.920	26.617	1'52.129	314,0	13:08'10.453
5	31.919	31.467	21.751	26.352	1'51.489	310,3	13:09'59.350	5	32.075	31.958	21.817	26.612	1'52.462	308,6	13:10'02.915
6	32.105	31.449	21.752	26.474	1'51.780	307,7	13:11'51.130	6	32.267	31.712	21.689	26.831	1'52.499	309,5	13:11'55.414
7	32.034	31.409	21.687	26.431	1'51.561	312,1	13:13'42.691	7	31.864	31.538	21.727	26.770	1'51.899	306,8	13:13'47.313
8	32.111	31.422	21.918	26.483	1'51.934	305,1	13:15'34.625	8	31.997	31.576	21.795	26.884	1'52.252	304,2	13:15'39.565
9	32.109	31.354	21.698	26.436	1'51.597	306,8	13:17'26.222	9	32.088	31.589	21.686	26.785	1'52.148	307,7	13:17'31.713
10	32.173	31.380	21.626	26.613	1'51.792	304,2	13:19'18.014	10	31.957	31.775	21.726	26.785	1'52.243	304,2	13:19'23.956
11	32.288	31.579	21.775	26.670	1'52.312	304,2	13:21'10.326	11	32.370	31.703	21.657	26.827	1'52.557	305,9	13:21'16.513
12	32.293	31.473	21.827	26.754	1'52.347	303,4	13:23'02.673	12	32.146	31.707	21.751	26.829	1'52.433	305,9	13:23'08.946
13	32.335	31.869	22.270	26.931	1'53.405	305,9	13:24'56.078	13	32.102	31.804	21.833	26.847	1'52.586	305,1	13:25'01.532
14	32.814	31.709	22.044	26.692	1'53.259	304,2	13:26'49.337	14	32.275	31.791	21.871	26.874	1'52.811	304,2	13:26'54.343
15	32.432	31.774	22.021	26.713	1'52.940	307,7	13:28'42.277	15	32.154	31.757	21.914	28.501	1'54.326	312,1	13:28'48.669
16	32.365	31.726	21.900	26.783	1'52.774	306,8	13:30'35.051	16	32.180	31.894	21.852	26.783	1'52.709	304,2	13:30'41.378
17	32.451	31.698	22.188	26.813	1'53.150	304,2	13:32'28.201	17	32.386	32.255	21.847	26.962	1'53.450	302,5	13:32'34.828
18	32.566	32.033	22.486	26.959	1'54.044	303,4	13:34'22.245	18	32.215	31.898	21.918	26.839	1'52.870	303,4	13:34'27.698

8° 81 J. TORRES (1'51.905)								11° 40 R. RAMOS (1'51.875)							
Lap	Seg.1	Seg.2	Seg.3	Seg.4	Lap Time	km/h	Local Time	Lap	Seg.1	Seg.2	Seg.3	Seg.4	Lap Time	km/h	Local Time
1		31.922	21.860	26.572	1'55.810	311,2	13:02'33.717	1		32.065	21.948	26.764	1'56.963	303,4	13:02'34.870
2	32.172	31.669	21.869	26.618	1'52.328	307,7	13:04'26.045	2	32.201	31.646	21.699	26.709	1'52.255	301,7	13:04'27.125
3	31.992	31.499	21.839	26.575	1'51.905	307,7	13:06'17.950	3	32.032	31.563	21.704	26.694	1'51.993	302,5	13:06'19.118
4	32.101	31.677	21.972	26.569	1'52.319	307,7	13:08'10.269	4	32.057	31.549	21.670	26.599	1'51.875	305,1	13:08'10.993
5	32.073	31.589	21.628	26.767	1'52.057	303,4	13:10'02.326	5	32.074	31.730	21.863	27.005	1'52.672	305,1	13:10'03.665
6	32.134	31.531	21.595	26.759	1'52.019	304,2	13:11'54.345	6	32.268	31.727	21.788	26.746	1'52.529	303,4	13:11'56.194
7	31.937	31.524	21.803	26.762	1'52.026	304,2	13:13'46.371	7	32.206	31.637	21.880	26.714	1'52.437	304,2	13:13'48.631
8	31.982	31.572	21.701	26.781	1'52.036	307,7	13:15'38.407	8	32.187	31.756	21.812	26.725	1'52.480	303,4	13:15'41.111
9	32.147	31.685	21.836	26.715	1'52.383	306,8	13:17'30.790	9	32.237	31.693	21.863	26.599	1'52.392	302,5	13:17'33.503
10	31.989	31.623	21.793	26.788	1'52.193	301,7	13:19'22.983	10	32.263	31.798	21.895	26.671	1'52.627	302,5	13:19'26.130
11	32.088	31.565	21.806	26.862	1'52.321	302,5	13:21'15.304	11	32.352	31.886	21.816	27.110	1'53.164	298,3	13:21'19.294
12	32.058	31.797	21.730	26.810	1'52.395	300,8	13:23'07.699	12	32.387	31.775	21.780	26.989	1'52.931	299,2	13:23'12.225
13	32.077	31.628	21.764	26.870	1'52.339	300,8	13:25'00.038	13	32.349	31.866	21.969	26.887	1'53.071	300,8	13:25'05.296
14	32.186	31.678	21.808	26.844	1'52.516	301,7	13:26'52.554	14	32.457	31.888	22.054	27.113	1'53.512	294,3	13:26'58.808
15	31.998	31.760	21.816	26.783	1'52.357	305,1	13:28'44.911	15	32.555	31.886	21.900	27.122	1'53.463	299,2	13:28'52.271
16	32.119	31.586	21.895	26.701	1'52.301	305,9	13:30'37.212	16	32.512	32.005	22.130	26.948	1'53.595	298,3	13:30'45.866
17	32.131	31.659	21.788	26.855	1'52.433	302,5	13:32'29.645	17	32.510	32.052	21.996	27.032	1'53.590	296,7	13:32'39.456
18	32.253	31.919	21.932	26.892	1'52.996	304,2	13:34'22.641	18	32.546	31.960	21.995	27.073	1'53.574	295,1	13:34'33.030

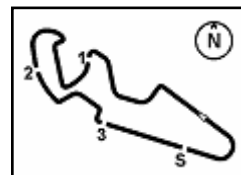
9° 54 T. RAZGATLIOGLU (1'51.755)								12° 45 J. GAGNE (1'51.996)							
Lap	Seg.1	Seg.2	Seg.3	Seg.4	Lap Time	km/h	Local Time	Lap	Seg.1	Seg.2	Seg.3	Seg.4	Lap Time	km/h	Local Time
1		31.658	21.690	26.590	1'54.654	308,6	13:02'32.561	1		31.935	21.858	26.579	1'55.658	312,1	13:02'33.565
2	32.403	31.459	21.743	26.507	1'52.112	307,7	13:04'24.673	2	32.086	31.727	21.845	26.560	1'52.218	310,3	13:04'25.783
3	32.326	31.553	21.800	26.587	1'52.266	308,6	13:06'16.939	3	32.066	31.591	21.766	26.573	1'51.996	308,6	13:06'17.779
4	32.107	31.433	21.708	26.507	1'51.755	308,6	13:08'08.694	4	32.108	31.705	21.876	26.669	1'52.358	306,8	13:08'10.137
5	32.030	31.566	21.730	26.576	1'51.902	306,8	13:10'00.596	5	32.084	32.046	21.871	26.575	1'52.576	309,5	13:10'02.713
6	32.123	31.633	21.909	26.710	1'52.375	303,4	13:11'52.971	6	32.263	31.749	21.963	26.836	1'52.811	305,9	13:11'55.524
7	32.073	31.674	21.970	26.691	1'52.408	302,5	13:13'45.379	7	32.290	31.670	21.845	26.697	1'52.502	308,6	13:13'48.026
8	32.191	31.696	21.983	26.727	1'52.597	302,5	13:15'37.976	8	32.161	31.777	21.835	26.720	1'52.493	307,7	13:15'40.519
9	32.258	32.278	21.768	26.727	1'53.031	311,2	13:17'31.007	9	32.161	31.776	21.827	26.708	1'52.472	307,7	13:17'32.991
10	32.171	31.727	21.776	26.758	1'52.432	305,1	13:19'23.439	10	32.236	31.800	21.813	26.830	1'52.679	303,4	13:19'25.670
11	32.190	31.746	21.915	26.732	1'52.583	304,2	13:21'16.022	11	32.237	31.906	22.017	26.853	1'53.013	305,1	13:21'18.683
12	32.161	31.694	21.752	26.703	1'52.310	304,2	13:23'08.332	12	32.301	31.936	21.954	26.991	1'53.182	302,5	13:23'11.865
13	32.216	31.899	21.803	26.859	1'52.777	300,0	13:25'01.109	13	32.396	32.013	21.923	26.940	1'53.272	303,4	13:25'05.137
14	32.315	31.775	21.870	26.941	1'52.901	300,8	13:26'54.010	14	32.407	31.962	22.471	26.936	1'53.776	303,4	13:26'58.913
15	32.292	31.833	22.117	27.026	1'53.268	305,1	13:28'47.278	15	32.670	31.921	22.164	26.767	1'53.522	307,7	13:28'52.435
16	32.518	31.795	21.824	26.765	1'52.902	303,4	13:30'40.180	16	32.590	32.010	22.212	26.772	1'53.584	304,2	13:30'46.019
17	32.375	32.499	22.001	26.940	1'53.815	300,0	13:32'33.995	17	32.593	31.991	22.219	26.803	1'53.606	303,4	13:32'39.625
18	32.515	31.908	21.876	26.944	1'53.243	300,0	13:34'27.238	18	32.635	31.955	22.109	26.847	1'53.546	305,1	13:34'33.171

15/04/2018 P = Pits In/Out - C = Lap Time Cancelled

These data/results cannot be reproduced, stored and/or transmitted in whole or in part by any manner of electronic, mechanical, photocopying, recording, broadcasting or otherwise now known or herein after developed without the previous express consent by the copyright owner, except for reproduction in daily press and regular printed publications on sale to the public within 60 days of the event related to those data/results and always provided that copyright symbol appears together as follows below.

© DORNA WSBK ORGANIZATION Srl 2018





Spanish Round, 13-14-15 April 2018 World Superbike - Chronological Analysis Race 2

Start at 13:00'37.907

3 / 4

13° 36 L. MERCADO (1'52.031)								16° 68 Y. HERNANDEZ (1'52.062)							
Lap	Seg.1	Seg.2	Seg.3	Seg.4	Lap Time	km/h	Local Time	Lap	Seg.1	Seg.2	Seg.3	Seg.4	Lap Time	km/h	Local Time
1		32.143	21.956	26.781	1'57.225	308,6	13:02'35.132	1		32.580	21.777	26.709	1'57.888	309,5	13:02'35.795
2	32.293	31.702	21.612	26.799	1'52.406	306,8	13:04'27.538	2	32.490	31.792	21.750	26.703	1'52.735	305,9	13:04'28.530
3	32.054	31.607	21.695	26.675	1'52.031	305,9	13:06'19.569	3	32.835	31.821	21.939	26.826	1'53.421	307,7	13:06'21.951
4	32.098	31.674	21.699	26.639	1'52.110	305,1	13:08'11.679	4	32.101	31.614	21.785	26.562	1'52.062	308,6	13:08'14.013
5	32.085	31.689	21.702	26.729	1'52.205	307,7	13:10'03.884	5	32.361	31.770	21.841	26.881	1'52.853	303,4	13:10'06.866
6	32.312	31.736	21.894	26.758	1'52.700	305,9	13:11'56.584	6	32.231	31.747	21.782	26.788	1'52.548	305,1	13:11'59.414
7	32.177	31.741	21.877	26.845	1'52.640	305,9	13:13'49.224	7	32.168	31.800	22.145	26.900	1'53.013	308,6	13:13'52.427
8	32.226	31.692	21.870	26.716	1'52.504	305,1	13:15'41.728	8	32.389	31.750	21.734	27.083	1'52.956	300,8	13:15'45.383
9	32.323	31.835	21.883	26.783	1'52.824	301,7	13:17'34.552	9	32.289	31.804	21.944	26.865	1'52.902	302,5	13:17'38.285
10	32.490	31.833	21.768	26.973	1'53.064	297,5	13:19'27.616	10	32.426	31.858	21.904	27.100	1'53.288	293,5	13:19'31.573
11	32.313	31.867	21.849	27.024	1'53.053	305,9	13:21'20.669	11	32.418	31.801	21.854	27.041	1'53.114	300,8	13:21'24.687
12	32.410	31.900	21.802	26.903	1'53.015	301,7	13:23'13.684	12	32.491	31.845	21.971	27.217	1'53.524	296,7	13:23'18.211
13	32.468	31.928	21.778	27.028	1'53.202	300,8	13:25'06.886	13	32.704	31.956	22.045	26.921	1'53.626	300,0	13:25'11.837
14	32.398	31.811	21.917	26.899	1'53.025	300,8	13:26'59.911	14	32.370	32.055	21.938	27.276	1'53.639	299,2	13:27'05.476
15	32.393	31.993	22.050	26.823	1'53.259	311,2	13:28'53.170	15	32.470	32.090	22.003	26.906	1'53.469	304,2	13:28'58.945
16	32.548	32.071	22.078	26.761	1'53.458	306,8	13:30'46.628	16	32.373	31.960	22.059	26.910	1'53.302	304,2	13:30'52.247
17	32.678	32.284	22.132	27.076	1'54.170	305,1	13:32'40.798	17	32.610	31.968	22.138	26.841	1'53.557	305,1	13:32'45.804
18	32.888	32.343	22.216	27.154	1'54.601	297,5	13:34'35.399	18	32.495	32.057	22.030	27.153	1'53.735	300,8	13:34'39.539

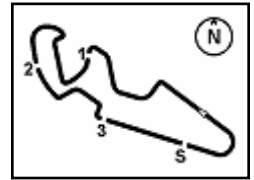
14° 99 P. JACOBSEN (1'51.956)								17° 37 O. JEZEK (1'53.612)							
Lap	Seg.1	Seg.2	Seg.3	Seg.4	Lap Time	km/h	Local Time	Lap	Seg.1	Seg.2	Seg.3	Seg.4	Lap Time	km/h	Local Time
1		32.279	21.780	26.575	1'56.298	317,6	13:02'34.205	1		32.565	22.059	27.255	1'58.117	302,5	13:02'36.024
2	32.326	31.574	21.839	26.620	1'52.359	314,9	13:04'26.564	2	32.804	32.087	22.074	27.138	1'54.103	300,0	13:04'30.127
3	32.117	31.631	21.725	26.483	1'51.956	315,8	13:06'18.520	3	32.715	32.040	21.986	27.036	1'53.777	300,8	13:06'23.904
4	32.158	31.661	21.802	26.557	1'52.178	314,9	13:08'10.698	4	32.594	32.011	22.041	26.966	1'53.612	297,5	13:08'17.516
5	32.189	31.702	22.283	26.514	1'52.688	318,6	13:10'03.386	5	32.676	32.098	22.041	27.212	1'54.027	294,3	13:10'11.543
6	32.240	31.763	21.763	26.723	1'52.489	312,1	13:11'55.875	6	32.773	31.902	21.997	27.199	1'53.871	291,1	13:12'05.414
7	32.224	31.747	21.838	26.619	1'52.428	313,0	13:13'48.303	7	32.714	32.189	22.125	27.160	1'54.188	291,9	13:13'59.602
8	32.300	31.718	21.816	26.724	1'52.558	310,3	13:15'40.861	8	32.807	32.044	22.214	27.093	1'54.158	293,5	13:15'53.760
9	32.222	31.740	21.865	26.691	1'52.518	313,0	13:17'33.379	9	32.741	32.441	22.167	26.993	1'54.342	296,7	13:17'48.102
10	32.248	31.775	21.775	26.841	1'52.639	309,5	13:19'26.018	10	32.899	32.172	22.078	27.052	1'54.201	293,5	13:19'42.303
11	32.317	31.848	22.224	26.779	1'53.168	313,0	13:21'19.186	11	33.013	32.190	22.315	27.254	1'54.772	295,9	13:21'37.075
12	32.386	32.201	21.846	26.853	1'53.286	312,1	13:23'12.472	12	32.993	32.198	22.195	27.358	1'54.744	291,9	13:23'31.819
13	32.463	31.913	21.915	26.926	1'53.217	311,2	13:25'05.689	13	33.037	32.198	22.236	27.372	1'54.843	291,9	13:25'26.662
14	32.531	32.050	22.089	27.065	1'53.735	307,7	13:26'59.424	14	33.188	32.513	22.243	27.245	1'55.189	294,3	13:27'21.851
15	32.542	32.238	21.976	26.882	1'53.638	313,0	13:28'53.062	15	33.074	32.537	22.466	27.255	1'55.332	295,9	13:29'17.183
16	32.463	32.114	22.015	26.888	1'53.480	312,1	13:30'46.542	16	33.135	32.528	22.448	27.178	1'55.289	295,1	13:31'12.472
17	32.638	32.305	22.080	27.201	1'54.224	308,6	13:32'40.766	17	33.139	32.680	22.351	27.248	1'55.418	294,3	13:33'07.890
18	32.769	32.433	22.511	27.416	1'55.129	311,2	13:34'35.895	18	33.108	32.598	22.656	27.764	1'56.126	291,1	13:35'04.016

15° 76 L. BAZ (1'52.145)								18° 5 V. LEONOV (1'53.735)							
Lap	Seg.1	Seg.2	Seg.3	Seg.4	Lap Time	km/h	Local Time	Lap	Seg.1	Seg.2	Seg.3	Seg.4	Lap Time	km/h	Local Time
1		33.131	21.838	26.756	1'58.390	305,9	13:02'36.297	1		32.911	21.926	27.044	1'58.460	301,7	13:02'36.367
2	32.629	31.723	21.558	26.668	1'52.578	306,8	13:04'28.875	2	32.900	31.971	21.988	27.136	1'53.995	300,0	13:04'30.362
3	32.376	31.616	21.663	26.815	1'52.470	305,1	13:06'21.345	3	32.720	32.077	21.903	27.035	1'53.735	301,7	13:06'24.097
4	32.034	31.642	21.609	26.860	1'52.145	302,5	13:08'13.490	4	32.639	31.972	22.837	27.240	1'54.688	296,7	13:08'18.785
5	32.956	31.778	22.362	26.913	1'54.009	301,7	13:10'07.499	5	32.704	32.109	21.890	27.368	1'54.071	291,1	13:10'12.856
6	32.267	31.646	21.823	26.837	1'52.573	301,7	13:12'00.072	6	32.950	32.210	22.029	27.470	1'54.659	288,0	13:12'07.515
7	32.230	31.793	21.910	26.969	1'52.902	303,4	13:13'52.974	7	32.943	32.448	22.124	27.456	1'54.971	290,3	13:14'02.486
8	32.444	31.782	21.760	26.980	1'52.966	300,8	13:15'45.940	8	33.071	32.374	22.155	27.544	1'55.144	291,1	13:15'57.630
9	32.333	31.862	21.956	26.871	1'53.022	303,4	13:17'38.962	9	32.957	32.381	22.239	27.362	1'54.939	293,5	13:17'52.569
10	32.302	31.746	21.769	26.976	1'52.793	301,7	13:19'31.755	10	33.142	32.446	22.267	27.632	1'55.487	288,8	13:19'48.056
11	32.477	31.759	21.864	26.893	1'52.993	303,4	13:21'24.748	11	33.464	32.393	22.324	28.044	1'56.225	291,1	13:21'44.281
12	32.611	31.781	21.995	27.036	1'53.423	301,7	13:23'18.171	12	34.676	33.011	22.701	27.831	1'58.219	289,5	13:23'42.500
13	32.921	32.009	21.930	26.955	1'53.815	301,7	13:25'11.986	13	33.848	32.927	22.591	27.798	1'57.164	290,3	13:25'39.664
14	32.447	31.936	22.030	27.271	1'53.684	302,5	13:27'05.670	14	33.699	32.871	22.708	27.702	1'56.980	291,9	13:27'36.644
15	32.443	32.052	22.019	26.884	1'53.398	309,5	13:28'59.068	15	33.905	32.841	22.624	27.647	1'57.017	292,7	13:29'33.661
16	32.394	31.981	22.061	26.806	1'53.242	306,8	13:30'52.310	16	33.950	32.903	25.915	27.936	2'00.704	292,7	13:31'34.365
17	32.361	32.051	21.995	26.996	1'53.403	299,2	13:32'45.713	17	33.877	33.172	22.936	27.944	1'57.929	291,9	13:33'32.294
18	32.748	32.007	22.049	27.003	1'53.807	301,7	13:34'39.520	18	34.511	33.266	23.012	28.335	1'59.124	291,9	13:35'31.418

15/04/2018 P = Pits In/Out - C = Lap Time Cancelled

These data/results cannot be reproduced, stored and/or transmitted in whole or in part by any manner of electronic, mechanical, photocopying, recording, broadcasting or otherwise now known or herein after developed without the previous express consent by the copyright owner, except for reproduction in daily press and regular printed publications on sale to the public within 60 days of the event related to those data/results and always provided that copyright symbol appears together as follows below.

© DORNA WSBK ORGANIZATION Srl 2018



Spanish Round, 13-14-15 April 2018
World Superbike - Chronological Analysis Race 2

Start at 13:00'37.907

19° 34 D. GIUGLIANO (1'52.427)							
Lap	Seg.1	Seg.2	Seg.3	Seg.4	Lap Time	km/h	Local Time
1		32.229	21.859	27.355	1'57.438	311,2	13:02'35.345
2	32.396	31.858	21.697	26.860	1'52.811	308,6	13:04'28.156
3	32.088	31.744	21.778	27.253	1'52.863	309,5	13:06'21.019
4	32.276	31.986	21.773	26.636	1'52.671	309,5	13:08'13.690
5	32.240	31.840	21.727	27.023	1'52.830	302,5	13:10'06.520
6	32.270	31.813	21.718	26.883	1'52.684	303,4	13:11'59.204
7	32.100	31.891	22.092	27.190	1'53.273	305,1	13:13'52.477
8	33.216	32.197			2'14.744P	205,3	13:16'07.221
9	2'43.576	33.120	21.922	26.715	4'05.333P	304,2	13:20'12.554
10	32.282	31.685	21.598	26.862	1'52.427	305,1	13:22'04.981
11	32.288	32.568	23.329	27.556	1'55.741	299,2	13:24'00.722
12	32.328	31.815	21.890	26.803	1'52.836	305,1	13:25'53.558
13	32.184	32.031	21.651	26.846	1'52.712	305,1	13:27'46.270
14	32.288	31.790	21.918	26.714	1'52.710	305,9	13:29'38.980
15	32.379	31.825	22.142	26.934	1'53.280	304,2	13:31'32.260
16	32.594	32.224	22.541	27.105	1'54.464	303,4	13:33'26.724
17	32.940	32.329	22.345	27.327	1'54.941	302,5	13:35'21.665

RET 12 X. FORES (1'51.238)							
Lap	Seg.1	Seg.2	Seg.3	Seg.4	Lap Time	km/h	Local Time
1		31.472	21.900	25.984	1'53.651	314,9	13:02'31.558
2	32.102	31.447	21.859	26.321	1'51.729	306,8	13:04'23.287
3	31.985	31.500	21.651	26.469	1'51.605	304,2	13:06'14.892
4	32.060	31.407	21.689	26.241	1'51.397	307,7	13:08'06.289
5	31.856	31.376	21.543	26.463	1'51.238	301,7	13:09'57.527
6	32.046	31.424	21.574	26.464	1'51.508	301,7	13:11'49.035
7	31.982	31.483	21.626	26.443	1'51.534	303,4	13:13'40.569

15/04/2018

P = Pits In/Out - C = Lap Time Cancelled

These data/results cannot be reproduced, stored and/or transmitted in whole or in part by any manner of electronic, mechanical, photocopying, recording, broadcasting or otherwise now known or herein after developed without the previous express consent by the copyright owner, except for reproduction in daily press and regular printed publications on sale to the public within 60 days of the event related to those data/results and always provided that copyright symbol appears together as follows below.

© DORNA WSBK ORGANIZATION Srl 2018

