

Spanish Round, 13-14-15 April 2018

World Superbike - Results Race 1

Laps 17 = 86,309 Km - Time of Race 31'38.578 - Avg. 163,655 km/h

Pos	Race	Grid	No. Rider	Nat	Team	Bike	Class	LL	Gap	Fastest Lap	Speed	Qualifying		Ranking		
												Time	Speed	R1	R2	Tot
1	2	1	J. REA	GBR	Kawasaki Racing Team WorldSBK	Kawasaki ZX-10RR		17		1'50.716	311,2	1'49.574	306,8	25	209	1
2	11	7	C. DAVIES	GBR	Aruba.it Racing - Ducati	Ducati Panigale R		17	1.450	1'51.079	316,7	1'51.065	306,8	20	162	2
3	4	12	X. FORES	ESP	Barni Racing Team	Ducati Panigale R	IND	17	1.473	1'50.756	313,0	1'49.667	308,6	16	124	5
4	1	33	M. MELANDRI	ITA	Aruba.it Racing - Ducati	Ducati Panigale R		17	6.108	1'50.663	313,0	1'49.543	309,5	13	131	4
5	6	60	M. VAN DER MARK	NED	Pata Yamaha Official WorldSBK Team	Yamaha YZF R1		17	8.932	1'51.341	310,3	1'49.863	309,5	11	113	6
6	3	66	T. SYKES	GBR	Kawasaki Racing Team WorldSBK	Kawasaki ZX-10RR		17	9.450	1'51.327	311,2	1'49.644	301,7	10	137	3
7	5	22	A. LOWES	GBR	Pata Yamaha Official WorldSBK Team	Yamaha YZF R1		17	9.985	1'50.922	309,5	1'49.853	306,8	9	92	7
8	8	21	M. RINALDI	ITA	Aruba.it Racing - Junior Team	Ducati Panigale R	IND	17	19.303	1'50.888	313,0	1'50.197	305,9	8	39	12
9	16	54	T. RAZGATLIOGLU	TUR	Kawasaki Puccetti Racing	Kawasaki ZX-10RR	IND	17	26.081	1'52.122	305,9	1'51.777	304,2	7	58	8
10	18	40	R. RAMOS	ESP	Team GoEleven Kawasaki	Kawasaki ZX-10RR	IND	17	26.325	1'52.461	308,6	1'51.845	300,8	6	32	14
11	19	76	L. BAZ	FRA	GULF ALTHEA BMW Racing Team	BMW S 1000 RR		17	26.571	1'51.850	307,7	1'51.867	295,9	5	52	10
12	13	45	J. GAGNE	USA	Red Bull Honda World Superbike Team	Honda CBR1000RR		17	26.858	1'52.125	314,0	1'51.609	306,8	4	17	18
13	14	34	D. GIUGLIANO	ITA	Milwaukee Aprilia	Aprilia RSV4 RF		17	27.219	1'52.403	314,0	1'51.632	305,9	3	11	19
14	20	68	Y. HERNANDEZ	COL	Team Pedercini Racing	Kawasaki ZX-10RR	IND	17	28.340	1'52.413	311,2	1'51.961	304,2	2	11	20
15	10	32	L. SAVADORI	ITA	Milwaukee Aprilia	Aprilia RSV4 RF		17	28.400	1'52.090	310,3	1'50.809	305,9	1	33	13
16	17	99	P. JACOBSEN	USA	TripleM Honda World Superbike Team	Honda CBR1000RR	IND	17	30.799	1'52.653	313,0	1'51.832	307,7		17	17
-----Not Classified-----																
RET	15	36	L. MERCADO	ARG	Orelac Racing VerdNatura	Kawasaki ZX-10RR	IND	11	6 Laps	1'52.452	310,3	1'51.718	301,7		31	15
RET	7	81	J. TORRES	ESP	MV Agusta Reparto Corse	MV Agusta 1000 F4		0				1'50.055	303,4		52	9
RET	9	2	L. CAMIER	GBR	Red Bull Honda World Superbike Team	Honda CBR1000RR		0				1'50.607	305,9		42	11
NS	12	5	V. LEONOV	RUS	SPB Racing Team	Kawasaki ZX-10RR	IND					1'53.033	297,5			
-----Disqualified-----																
DSQ	21	37	O. JEZEK	CZE	Guandalini Racing	Yamaha YZF R1	IND	17	58.926	1'53.641	301,7	1'53.349	295,9		2	22

AIR	Humidity:	78%	Temp:	11°C
TRACK	Condition:	Dry	Temp:	18°C

Records	Pole (SP2)	2017	C.Davies	1'49.319	167,19 Km/h
	Race (RC1)	2016	C.Davies	1'50.421	165,52 Km/h
	Circuit (SP2)	2017	C.Davies	1'49.319	167,19 Km/h
Race Fastest Lap	Lap 2		M.Melandri	1'50.663	165,16 Km/h

LAP LEADERS					
No.	Rider	From	To	Laps	Total
1	J. REA	1	2	2	
22	A. LOWES	3	3	1	1
1	J. REA	4	8	5	
12	X. FORES	9	11	3	3
1	J. REA	12	17	6	13

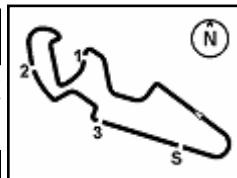
TOTAL LEADER LAPS					
No.	Rider	Laps			
1	J. REA	38	50	E. LAVERTY	2
7	C. DAVIES	24	25	D. FALZON	1
66	T. SYKES	20	99	P. JACOBSEN	1
12	X. FORES	15			
33	M. MELANDRI	9			
60	M. VAN DER MARK	7			
22	A. LOWES	2			

N.37 (Jezek O.) has been disqualified according to art. 2.3.9 and 2.3.10

Start 13:31 End 14:04 The results are provisional until the end of the time limit for protests and appeals and the completion of the technical checks.

14/04/2018
These data/results cannot be reproduced, stored and/or transmitted in whole or in part by any manner of electronic, mechanical, photocopying, recording, broadcasting or otherwise now known or herein after developed without the previous express consent by the copyright owner, except for reproduction in daily press and regular printed publications on sale to the public within 60 days of the event related to those data/results and always provided that copyright symbol appears together as follows below.

© DORNA WSBK ORGANIZATION Srl 2018



Spanish Round, 13-14-15 April 2018

World Superbike - Results Race 1

Race Highlights

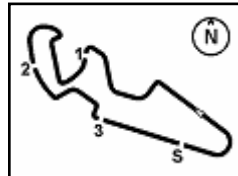
Time	No. Rider	Description
13.25.00		Pit Lane Opened
13.26.00		Pit Lane Closed
13.27.05	5 Leonov	Not Started
13.27.12	2 Camier	Out
13.27.15	81 Torres	Out
13.27.53	99 Jacobsen	Will start from last position
13.28.53		Warm-up Lap Start
13.31.42		Start
13.32.45		No Jump Start
13.53.00		WorldSSP SP1 Pit Lane Will Open at 14.35
13.53.29	36 Mercado	Crashed - Turn 8
13.54.16	36 Mercado	Out
14.04.23		End Of Session

14/04/2018 Start End The results are provisional until the end of the time limit for protests and appeals and the completion of the technical checks.

These data/results cannot be reproduced, stored and/or transmitted in whole or in part by any manner of electronic, mechanical, photocopying, recording, broadcasting or otherwise now known or herein after developed without the previous express consent by the copyright owner, except for reproduction in daily press and regular printed publications on sale to the public within 60 days of the event related to those data/results and always provided that copyright symbol appears together as follows below.

© DORNA WSBK ORGANIZATION Srl 2018





MotorLand Aragon 5.077 m

1 / 3

Spanish Round, 13-14-15 April 2018
World Superbike - Lap Chart Race 1

Lap

	1	2	3	4	5	6	7	8	9	10	11	12	13	14	15	16	17
1	1	1	22	1	1	1	1	1	12	12	12	1	1	1	1	1	1
2	22	22	1	33	33	33	33	12	1	1	1	12	12	12	12	12	7
3	33	33	33	12	12	12	12	33	33	33	33	33	33	33	33	7	12
4	66	12	12	22	7	7	7	7	7	7	7	7	7	7	7	33	33
5	12	66	7	7	22	60	60	60	60	60	60	60	60	60	60	60	60
6	7	7	66	66	60	21	21	21	21	21	21	22	22	22	22	22	66
7	60	60	60	60	21	22	22	22	22	22	22	21	66	66	66	66	22
8	21	21	21	21	66	66	66	66	66	66	66	66	21	21	21	21	21
9	54	54	54	54	54	32	76	54	54	54	40	40	54	54	54	54	54
10	32	32	32	32	32	54	32	76	76	76	54	76	40	40	40	40	40
11	45	45	76	76	76	76	54	40	40	40	76	54	76	76	76	76	76
12	76	76	45	45	45	45	40	32	32	32	45	45	45	45	45	45	45
13	68	68	68	68	40	40	45	45	45	45	68	68	68	68	34	34	34
14	36	40	40	40	68	68	68	68	68	68	32	32	34	34	68	68	68
15	40	36	36	36	36	36	36	36	36	36	34	34	32	32	32	32	32
16	99	99	99	99	34	34	34	34	34	34	36	99	99	99	99	99	99
17	34	34	34	34	99	99	99	99	99	99	99	37	37	37	37	37	37
18	37	37	37	37	37	37	37	37	37	37	37	37	37	37	37	37	37

Final Result

		Laps
1	1 J. REA	17
2	7 C. DAVIES	1.450
3	12 X. FORES	1.473
4	33 M. MELANDRI	6.108
5	60 M. VAN DER MARK	8.932
6	66 T. SYKES	9.450
7	22 A. LOWES	9.985
8	21 M. RINALDI	19.303
9	54 T. RAZGATLIOGLU	26.081
10	40 R. RAMOS	26.325
11	76 L. BAZ	26.571
12	45 J. GAGNE	26.858
13	34 D. GIUGLIANO	27.219
14	68 Y. HERNANDEZ	28.340
15	32 L. SAVADORI	28.400
16	99 P. JACOBSEN	30.799
17	37 O. JEZEK	58.926
RET	36 L. MERCADO	6 Laps
RET	81 J. TORRES	
RET	2 L. CAMIER	
NS	5 V. LEONOV	

14/04/2018

These data/results cannot be reproduced, stored and/or transmitted in whole or in part by any manner of electronic, mechanical, photocopying, recording, broadcasting or otherwise now known or herein after developed without the previous express consent by the copyright owner, except for reproduction in daily press and regular printed publications on sale to the public within 60 days of the event related to those data/results and always provided that copyright symbol appears together as follows below.

© DORNA WSBK ORGANIZATION Srl 2018

PIRELLI PERUGIA TIMING


Official Tyre Supplier



Official Timekeeper

Spanish Round, 13-14-15 April 2018

World Superbike - Lap Chart Race 1

MotorLand Aragon 5.077 m

2 / 3

Lap 1		
1	1 J.Rea	13:33'32.990
2	22 A.Lowes	0.163
3	33 M.Melandri	0.727
4	66 T.Sykes	0.830
5	12 X.Fores	0.953
6	7 C.Davies	1.195
7	60 M.van der Mark	1.461
8	21 M.Rinaldi	2.519
9	54 T.Razgatlioglu	3.022
10	32 L.Savadori	3.298
11	45 J.Gagne	3.421
12	76 L.Baz	4.153
13	68 Y.Hernandez	4.269
14	36 L.Mercado	4.390
15	40 R.Ramos	4.563
16	99 P.Jacobsen	4.829
17	34 D.Giugliano	5.091
18	37 O.Jezek	5.887

14	40 R.Ramos	7.864
15	36 L.Mercado	7.903
16	99 P.Jacobsen	8.990
17	34 D.Giugliano	9.024
18	37 O.Jezek	13.533

Lap 5		
1	1 J.Rea	13:40'58.607
2	33 M.Melandri	0.125
3	12 X.Fores	0.232
4	7 C.Davies	1.510
5	22 A.Lowes	2.398
6	60 M.van der Mark	2.450
7	21 M.Rinaldi	2.835
8	66 T.Sykes	3.095
9	54 T.Razgatlioglu	7.402
10	32 L.Savadori	7.494
11	76 L.Baz	7.597
12	45 J.Gagne	8.220
13	40 R.Ramos	8.978
14	68 Y.Hernandez	9.170
15	36 L.Mercado	9.273
16	34 D.Giugliano	10.625
17	99 P.Jacobsen	10.634
18	37 O.Jezek	16.790

Lap 6		
1	1 J.Rea	13:42'50.043
2	33 M.Melandri	0.244
3	12 X.Fores	0.343
4	7 C.Davies	1.842
5	60 M.van der Mark	2.825
6	21 M.Rinaldi	3.085
7	22 A.Lowes	3.273
8	66 T.Sykes	4.236
9	32 L.Savadori	8.952
10	54 T.Razgatlioglu	9.052
11	76 L.Baz	9.210
12	45 J.Gagne	9.731
13	40 R.Ramos	10.045
14	68 Y.Hernandez	10.332
15	36 L.Mercado	10.494
16	34 D.Giugliano	11.821
17	99 P.Jacobsen	12.790
18	37 O.Jezek	20.048

Lap 7		
1	1 J.Rea	13:44'41.425
2	33 M.Melandri	0.301
3	12 X.Fores	0.382
4	7 C.Davies	2.042
5	60 M.van der Mark	3.129
6	21 M.Rinaldi	3.178
7	22 A.Lowes	4.124
8	66 T.Sykes	4.950
9	76 L.Baz	11.199
10	32 L.Savadori	11.383
11	54 T.Razgatlioglu	11.456
12	40 R.Ramos	11.628
13	45 J.Gagne	11.811
14	68 Y.Hernandez	11.999
15	36 L.Mercado	12.228
16	34 D.Giugliano	12.842
17	99 P.Jacobsen	14.689
18	37 O.Jezek	23.672

Lap 8		
1	1 J.Rea	13:46'32.831
2	12 X.Fores	0.076
3	33 M.Melandri	0.534
4	7 C.Davies	1.715
5	60 M.van der Mark	3.725
6	21 M.Rinaldi	3.949
7	22 A.Lowes	4.977

8	66 T.Sykes	5.221
9	54 T.Razgatlioglu	12.729
10	76 L.Baz	12.844
11	40 R.Ramos	13.060
12	32 L.Savadori	13.439
13	45 J.Gagne	13.741
14	68 Y.Hernandez	14.040
15	36 L.Mercado	14.077
16	34 D.Giugliano	14.513
17	99 P.Jacobsen	16.649
18	37 O.Jezek	27.179

Lap 9		
1	12 X.Fores	13:48'24.349
2	1 J.Rea	0.356
3	33 M.Melandri	0.591
4	7 C.Davies	1.442
5	60 M.van der Mark	4.121
6	21 M.Rinaldi	4.571
7	22 A.Lowes	5.292
8	66 T.Sykes	5.771
9	54 T.Razgatlioglu	14.057
10	76 L.Baz	14.185
11	40 R.Ramos	14.233
12	32 L.Savadori	14.707
13	45 J.Gagne	15.346
14	68 Y.Hernandez	15.359
15	36 L.Mercado	15.555
16	34 D.Giugliano	15.800
17	99 P.Jacobsen	18.069
18	37 O.Jezek	30.314

Lap 10		
1	12 X.Fores	13:50'15.821
2	1 J.Rea	0.345
3	33 M.Melandri	0.650
4	7 C.Davies	1.460
5	60 M.van der Mark	4.751
6	21 M.Rinaldi	5.277
7	22 A.Lowes	5.924
8	66 T.Sykes	6.185
9	54 T.Razgatlioglu	16.105
10	76 L.Baz	16.112
11	40 R.Ramos	16.152
12	32 L.Savadori	16.339
13	45 J.Gagne	16.391
14	68 Y.Hernandez	17.207
15	36 L.Mercado	17.338
16	34 D.Giugliano	17.534
17	99 P.Jacobsen	19.804
18	37 O.Jezek	33.413

Lap 11		
1	12 X.Fores	13:52'07.533
2	1 J.Rea	0.376
3	33 M.Melandri	0.603
4	7 C.Davies	1.398
5	60 M.van der Mark	5.085
6	21 M.Rinaldi	6.056
7	22 A.Lowes	6.574
8	66 T.Sykes	6.756
9	40 R.Ramos	17.844
10	54 T.Razgatlioglu	17.963
11	76 L.Baz	18.078
12	45 J.Gagne	18.296
13	68 Y.Hernandez	18.805
14	32 L.Savadori	18.961
15	34 D.Giugliano	19.219
16	36 L.Mercado	19.301
17	99 P.Jacobsen	21.286
18	37 O.Jezek	38.008

Lap 12		
1	1 J.Rea	13:53'59.518

Lap 13		
1	1 J.Rea	13:55'50.655
2	12 X.Fores	0.698
3	33 M.Melandri	0.984
4	7 C.Davies	1.125
5	60 M.van der Mark	6.211
6	22 A.Lowes	8.043
7	66 T.Sykes	8.677
8	21 M.Rinaldi	9.486
9	54 T.Razgatlioglu	21.527
10	40 R.Ramos	21.711
11	76 L.Baz	21.795
12	45 J.Gagne	22.117
13	68 Y.Hernandez	22.539
14	34 D.Giugliano	22.668
15	32 L.Savadori	22.960
16	99 P.Jacobsen	24.541
17	37 O.Jezek	46.431

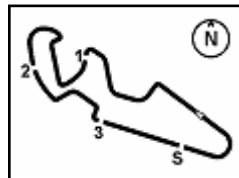
Lap 14		
1	1 J.Rea	13:57'41.950
2	12 X.Fores	1.391
3	33 M.Melandri	1.457
4	7 C.Davies	1.670
5	60 M.van der Mark	7.173
6	22 A.Lowes	8.968
7	66 T.Sykes	9.658
8	21 M.Rinaldi	12.073
9	54 T.Razgatlioglu	23.235
10	40 R.Ramos	23.414
11	76 L.Baz	23.481
12	45 J.Gagne	23.913
13	68 Y.Hernandez	24.231
14	34 D.Giugliano	24.379
15	32 L.Savadori	24.790
16	99 P.Jacobsen	26.819
17	37 O.Jezek	50.358

Lap 15		
1	1 J.Rea	13:59'33.344
2	12 X.Fores	2.022
3	33 M.Melandri	2.488
4	7 C.Davies	2.534
5	60 M.van der Mark	8.498
6	22 A.Lowes	9.863
7	66 T.Sykes	10.229
8	21 M.Rinaldi	14.405
9	54 T.Razgatlioglu	25.203
10	40 R.Ramos	25.347
11	76 L.Baz	25.551
12	45 J.Gagne	25.702
13	34 D.Giugliano	26.152
14	68 Y.Hernandez	26.406
15	32 L.Savadori	26.791
16	99 P.Jacobsen	28.754
17	37 O.Jezek	54.025

14/04/2018

These data/results cannot be reproduced, stored and/or transmitted in whole or in part by any manner of electronic, mechanical, photocopying, recording, broadcasting or otherwise now known or herein after developed without the previous express consent by the copyright owner, except for reproduction in daily press and regular printed publications on sale to the public within 60 days of the event related to those data/results and always provided that copyright symbol appears together as follows below.

© DORNA WSBK ORGANIZATION Srl 2018

**Spanish Round, 13-14-15 April 2018****World Superbike - Lap Chart Race 1****Lap 16**

1	1	J.Rea	14:01'25.581
2	12	X.Fores	1.859
3	7	C.Davies	2.496
4	33	M.Melandri	2.534
5	60	M.van der Mark	8.960
6	22	A.Lowes	10.004
7	66	T.Sykes	10.055
8	21	M.Rinaldi	16.373
9	54	T.Razgatlıoglu	26.056
10	40	R.Ramos	26.228
11	76	L.Baz	26.497
12	45	J.Gagne	26.618
13	34	D.Giugliano	26.755
14	68	Y.Hernandez	27.674
15	32	L.Savadori	27.878
16	99	P.Jacobsen	29.894
17	37	O.Jezek	56.539

Lap 17

1	1	J.Rea	14:03'18.341
2	7	C.Davies	1.450
3	12	X.Fores	1.473
4	33	M.Melandri	6.108
5	60	M.van der Mark	8.932
6	66	T.Sykes	9.450
7	22	A.Lowes	9.985
8	21	M.Rinaldi	19.303
9	54	T.Razgatlıoglu	26.081
10	40	R.Ramos	26.325
11	76	L.Baz	26.571
12	45	J.Gagne	26.858
13	34	D.Giugliano	27.219
14	68	Y.Hernandez	28.340
15	32	L.Savadori	28.400
16	99	P.Jacobsen	30.799
17	37	O.Jezek	58.926

14/04/2018

These data/results cannot be reproduced, stored and/or transmitted in whole or in part by any manner of electronic, mechanical, photocopying, recording, broadcasting or otherwise now known or herein after developed without the previous express consent by the copyright owner, except for reproduction in daily press and regular printed publications on sale to the public within 60 days of the event related to those data/results and always provided that copyright symbol appears together as follows below.

© DORNA WSBK ORGANIZATION Srl 2018

FICR PERUGIA TIMING



Official Tyre Supplier



Official Timekeeper

Spanish Round, 13-14-15 April 2018

World Superbike - Best Sectors & Speed Race 1

MotorLand Aragon 5.077 m

RESULTS

1	1 J. REA	Kawasaki ZX-10RR	Laps 17
2	7 C. DAVIES	Ducati Panigale R	1.450
3	12 X. FORES	Ducati Panigale R	1.473
4	33 M. MELANDRI	Ducati Panigale R	6.108
5	60 M. VAN DER MARK	Yamaha YZF R1	8.932
6	66 T. SYKES	Kawasaki ZX-10RR	9.450
7	22 A. LOWES	Yamaha YZF R1	9.985
8	21 M. RINALDI	Ducati Panigale R	19.303
9	54 T. RAZGATLIOGLU	Kawasaki ZX-10RR	26.081
10	40 R. RAMOS	Kawasaki ZX-10RR	26.325
11	76 L. BAZ	BMW S 1000 RR	26.571
12	45 J. GAGNE	Honda CBR1000RR	26.858
13	34 D. GIUGLIANO	Aprilia RSV4 RF	27.219
14	68 Y. HERNANDEZ	Kawasaki ZX-10RR	28.340
15	32 L. SAVADORI	Aprilia RSV4 RF	28.400
16	99 P. JACOBSEN	Honda CBR1000RR	30.799
17	37 O. JEZEK	Yamaha YZF R1	58.926
RET	36 L. MERCADO	Kawasaki ZX-10RR	6 Laps
RET	81 J. TORRES	MV Agusta 1000 F4	
RET	2 L. CAMIER	Honda CBR1000RR	
NS	5 V. LEONOV	Kawasaki ZX-10RR	

SPEED

1	7 C. DAVIES	Ducati Panigale R	316,7
2	45 J. GAGNE	Honda CBR1000RR	314,0
3	34 D. GIUGLIANO	Aprilia RSV4 RF	314,0
4	99 P. JACOBSEN	Honda CBR1000RR	313,0
5	12 X. FORES	Ducati Panigale R	313,0
6	21 M. RINALDI	Ducati Panigale R	313,0
7	33 M. MELANDRI	Ducati Panigale R	313,0
8	1 J. REA	Kawasaki ZX-10RR	311,2
9	66 T. SYKES	Kawasaki ZX-10RR	311,2
10	68 Y. HERNANDEZ	Kawasaki ZX-10RR	311,2
11	60 M. VAN DER MARK	Yamaha YZF R1	310,3
12	36 L. MERCADO	Kawasaki ZX-10RR	310,3
13	32 L. SAVADORI	Aprilia RSV4 RF	310,3
14	22 A. LOWES	Yamaha YZF R1	309,5
15	40 R. RAMOS	Kawasaki ZX-10RR	308,6
16	76 L. BAZ	BMW S 1000 RR	307,7
17	54 T. RAZGATLIOGLU	Kawasaki ZX-10RR	305,9
18	37 O. JEZEK	Yamaha YZF R1	301,7

SEG. 1

1	1 J. REA	31.567
2	33 M. MELANDRI	31.695
3	21 M. RINALDI	31.810
4	12 X. FORES	31.852
5	66 T. SYKES	31.855
6	7 C. DAVIES	31.859
7	22 A. LOWES	31.908
8	60 M. VAN DER MARK	31.937
9	76 L. BAZ	31.968
10	54 T. RAZGATLIOGLU	32.085
11	34 D. GIUGLIANO	32.121
12	32 L. SAVADORI	32.151
13	68 Y. HERNANDEZ	32.152
14	45 J. GAGNE	32.207
15	40 R. RAMOS	32.225
16	99 P. JACOBSEN	32.281
17	36 L. MERCADO	32.358
18	37 O. JEZEK	32.715

SEG. 2

1	22 A. LOWES	31.165
2	21 M. RINALDI	31.198
3	12 X. FORES	31.238
4	1 J. REA	31.239
5	60 M. VAN DER MARK	31.258
6	7 C. DAVIES	31.259
7	33 M. MELANDRI	31.263
8	66 T. SYKES	31.299
9	32 L. SAVADORI	31.556
10	76 L. BAZ	31.579
11	40 R. RAMOS	31.611
12	54 T. RAZGATLIOGLU	31.628
13	45 J. GAGNE	31.636
14	36 L. MERCADO	31.638
15	68 Y. HERNANDEZ	31.685
16	99 P. JACOBSEN	31.729
17	34 D. GIUGLIANO	31.784
18	37 O. JEZEK	31.990

SEG. 3

1	7 C. DAVIES	21.331
2	1 J. REA	21.361
3	22 A. LOWES	21.471
4	12 X. FORES	21.484
5	60 M. VAN DER MARK	21.503
6	33 M. MELANDRI	21.503
7	66 T. SYKES	21.531
8	21 M. RINALDI	21.612
9	32 L. SAVADORI	21.638
10	76 L. BAZ	21.648
11	99 P. JACOBSEN	21.671
12	34 D. GIUGLIANO	21.682
13	45 J. GAGNE	21.726
14	40 R. RAMOS	21.728
15	36 L. MERCADO	21.752
16	54 T. RAZGATLIOGLU	21.769
17	68 Y. HERNANDEZ	21.831
18	37 O. JEZEK	21.899

SEG. 4

1	21 M. RINALDI	26.045
2	12 X. FORES	26.131
3	60 M. VAN DER MARK	26.199
4	33 M. MELANDRI	26.201
5	7 C. DAVIES	26.211
6	22 A. LOWES	26.286
7	66 T. SYKES	26.288
8	1 J. REA	26.353
9	36 L. MERCADO	26.518
10	34 D. GIUGLIANO	26.540
11	99 P. JACOBSEN	26.547
12	45 J. GAGNE	26.556
13	54 T. RAZGATLIOGLU	26.586
14	68 Y. HERNANDEZ	26.593
15	40 R. RAMOS	26.610
16	76 L. BAZ	26.620
17	32 L. SAVADORI	26.632
18	37 O. JEZEK	26.970

14/04/2018

These data/results cannot be reproduced, stored and/or transmitted in whole or in part by any manner of electronic, mechanical, photocopying, recording, broadcasting or otherwise now known or herein after developed without the previous express consent by the copyright owner, except for reproduction in daily press and regular printed publications on sale to the public within 60 days of the event related to those data/results and always provided that copyright symbol appears together as follows below.

© DORNA WSBK ORGANIZATION Srl 2018

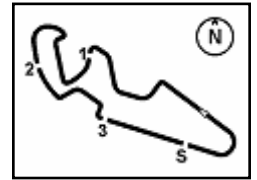
FICR PERUGIA TIMING



Official Tyre Supplier



Official Timekeeper



Spanish Round, 13-14-15 April 2018 World Superbike - Chronological Analysis Race 1

Start at 13:31'39.763

1 / 3

1° 1 J. REA (1'50.716)							
Lap	Seg.1	Seg.2	Seg.3	Seg.4	Lap Time	km/h	Local Time
1		31.252	21.435	26.494	1'53.227	301,7	13:33'32.990
2	31.567	31.239	21.364	26.546	1'50.716	302,5	13:35'23.706
3	32.536	31.517	21.537	26.476	1'52.066	310,3	13:37'15.772
4	31.938	31.496	21.473	26.581	1'51.488	303,4	13:39'07.260
5	31.851	31.430	21.414	26.652	1'51.347	303,4	13:40'58.607
6	31.982	31.455	21.375	26.624	1'51.436	301,7	13:42'50.043
7	31.908	31.539	21.418	26.517	1'51.382	302,5	13:44'41.425
8	32.091	31.400	21.422	26.493	1'51.406	304,2	13:46'32.831
9	32.536	31.529	21.439	26.370	1'51.874	310,3	13:48'24.705
10	31.902	31.684	21.522	26.353	1'51.461	310,3	13:50'16.166
11	32.030	31.595	21.577	26.541	1'51.743	311,2	13:52'07.909
12	31.953	31.606	21.558	26.492	1'51.609	311,2	13:53'59.518
13	31.717	31.616	21.361	26.443	1'51.137	304,2	13:55'50.655
14	31.777	31.542	21.450	26.526	1'51.295	304,2	13:57'41.950
15	31.878	31.486	21.487	26.543	1'51.394	305,1	13:59'33.344
16	32.144	31.627	21.731	26.735	1'52.237	302,5	14:01'25.581
17	32.177	31.723	21.719	27.141	1'52.760	301,7	14:03'18.341

2° 7 C. DAVIES (1'51.079)							
Lap	Seg.1	Seg.2	Seg.3	Seg.4	Lap Time	km/h	Local Time
1		31.599	21.414	26.307	1'54.422	315,8	13:33'34.185
2	32.066	31.259	21.595	26.218	1'51.138	311,2	13:35'25.323
3	31.977	31.425	21.595	26.211	1'51.208	316,7	13:37'16.531
4	32.018	31.424	21.729	26.422	1'51.593	315,8	13:39'08.124
5	32.373	31.694	21.426	26.500	1'51.993	306,8	13:41'00.117
6	32.030	31.599	21.589	26.550	1'51.768	305,9	13:42'51.885
7	31.982	31.550	21.542	26.508	1'51.582	305,9	13:44'43.467
8	31.859	31.429	21.331	26.460	1'51.079	307,7	13:46'34.546
9	32.022	31.398	21.380	26.445	1'51.245	308,6	13:48'25.791
10	32.043	31.575	21.427	26.445	1'51.490	308,6	13:50'17.281
11	32.049	31.625	21.458	26.518	1'51.650	307,7	13:52'08.931
12	32.048	31.436	21.447	26.345	1'51.276	308,6	13:54'00.207
13	31.995	31.777	21.557	26.244	1'51.573	314,0	13:55'51.780
14	32.123	31.813	21.447	26.457	1'51.840	311,2	13:57'43.620
15	32.326	31.803	21.520	26.609	1'52.258	305,1	13:59'35.878
16	32.013	31.806	21.566	26.814	1'52.199	305,1	14:01'28.077
17	32.050	31.598	21.450	26.616	1'51.714	305,9	14:03'19.791

3° 12 X. FORES (1'50.756)							
Lap	Seg.1	Seg.2	Seg.3	Seg.4	Lap Time	km/h	Local Time
1		31.469	21.577	26.231	1'54.180	312,1	13:33'33.943
2	31.872	31.238	21.503	26.143	1'50.756	306,8	13:35'24.699
3	31.925	31.496	21.523	26.564	1'51.508	303,4	13:37'16.207
4	32.072	31.387	21.848	26.131	1'51.438	313,0	13:39'07.645
5	32.013	31.409	21.521	26.251	1'51.194	306,8	13:40'58.839
6	32.196	31.450	21.570	26.331	1'51.547	307,7	13:42'50.386
7	32.023	31.456	21.718	26.224	1'51.421	306,8	13:44'41.807
8	31.852	31.438	21.563	26.247	1'51.100	301,7	13:46'32.907
9	32.113	31.454	21.497	26.378	1'51.442	301,7	13:48'24.349
10	32.026	31.562	21.484	26.400	1'51.472	300,8	13:50'15.821
11	32.117	31.587	21.641	26.367	1'51.712	301,7	13:52'07.533
12	32.127	31.553	21.642	26.763	1'52.085	300,0	13:53'59.618
13	32.013	31.702	21.682	26.320	1'51.735	303,4	13:55'51.353
14	32.065	31.690	21.648	26.585	1'51.988	301,7	13:57'43.341
15	32.172	31.762	21.703	26.388	1'52.025	302,5	13:59'35.366
16	32.163	31.781	21.700	26.430	1'52.074	301,7	14:01'27.440
17	32.184	31.765	21.934	26.491	1'52.374	305,9	14:03'19.814

4° 33 M. MELANDRI (1'50.663)							
Lap	Seg.1	Seg.2	Seg.3	Seg.4	Lap Time	km/h	Local Time
1		31.445	21.515	26.326	1'53.954	308,6	13:33'33.717
2	31.695	31.263	21.504	26.201	1'50.663	310,3	13:35'24.380

3	32.130	31.452	21.792	26.334	1'51.708	308,6	13:37'16.088
4	31.996	31.422	21.628	26.360	1'51.406	311,2	13:39'07.494
5	31.999	31.291	21.503	26.445	1'51.238	310,3	13:40'58.732
6	32.140	31.417	21.563	26.435	1'51.555	307,7	13:42'50.287
7	31.956	31.488	21.624	26.371	1'51.439	307,7	13:44'41.726
8	32.233	31.588	21.535	26.283	1'51.639	312,1	13:46'33.365
9	32.232	31.500	21.601	26.242	1'51.575	313,0	13:48'24.940
10	32.078	31.543	21.626	26.284	1'51.531	311,2	13:50'16.471
11	32.140	31.487	21.646	26.392	1'51.665	313,0	13:52'08.136
12	32.075	31.507	21.687	26.487	1'51.756	310,3	13:53'59.892
13	32.156	31.631	21.649	26.311	1'51.747	313,0	13:55'51.639
14	32.069	31.641	21.622	26.436	1'51.768	306,8	13:57'43.407
15	32.392	31.715	21.878	26.440	1'52.425	305,1	13:59'35.832
16	31.972	31.697	21.963	26.651	1'52.283	306,8	14:01'28.115
17	34.557	32.288	22.292	27.197	1'56.334	304,2	14:03'24.449

5° 60 M. VAN DER MARK (1'51.341)							
Lap	Seg.1	Seg.2	Seg.3	Seg.4	Lap Time	km/h	Local Time
1		31.724	21.654	26.199	1'54.688	307,7	13:33'34.451
2	31.937	31.258	21.971	26.689	1'51.855	304,2	13:35'26.306
3	31.945	31.481	21.503	26.412	1'51.341	305,9	13:37'17.647
4	32.044	31.412	21.570	26.460	1'51.486	306,8	13:39'09.133
5	32.064	31.648	21.851	26.361	1'51.924	310,3	13:41'01.057
6	32.124	31.457	21.712	26.518	1'51.811	304,2	13:42'52.868
7	32.079	31.519	21.587	26.501	1'51.686	303,4	13:44'44.554
8	32.362	31.431	21.571	26.638	1'52.002	302,5	13:46'36.556
9	32.146	31.487	21.679	26.602	1'51.914	303,4	13:48'28.470
10	32.180	31.548	21.709	26.665	1'52.102	302,5	13:50'20.572
11	32.195	31.581	21.654	26.616	1'52.046	305,9	13:52'12.618
12	32.199	31.542	21.625	26.632	1'51.998	300,8	13:54'04.616
13	32.135	31.703	21.696	26.716	1'52.250	300,8	13:55'56.866
14	32.229	31.583	21.645	26.800	1'52.257	299,2	13:57'49.123
15	32.291	31.696	21.909	26.823	1'52.719	300,0	13:59'41.842
16	32.145	31.905	21.843	26.806	1'52.699	300,0	14:01'34.541
17	32.269	31.755	21.834	26.874	1'52.732	300,8	14:03'27.273

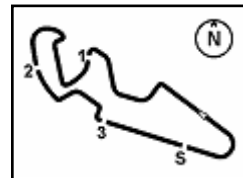
6° 66 T. SYKES (1'51.327)							
Lap	Seg.1	Seg.2	Seg.3	Seg.4	Lap Time	km/h	Local Time
1		31.469	21.531	26.288	1'54.057	310,3	13:33'33.820
2	31.855	31.299	21.797	26.376	1'51.327	309,5	13:35'25.147
3	32.014	31.415	21.574	26.602	1'51.605	308,6	13:37'16.752
4	32.139	31.600	21.687	26.636	1'52.062	306,8	13:39'08.814
5	32.183	31.722	22.205	26.778	1'52.888	307,7	13:41'01.702
6	32.307	31.808	21.722	26.740	1'52.577	305,9	13:42'54.279
7	32.191	31.568	21.675	26.662	1'52.096	304,2	13:44'46.375
8	32.074	31.414	21.636	26.553	1'51.677	310,3	13:46'38.052
9	32.100	31.566	21.768	26.634	1'52.068	306,8	13:48'30.120
10	31.912	31.695	21.730	26.549	1'51.886	311,2	13:50'22.006
11	32.199	31.844	21.705	26.535	1'52.283	310,3	13:52'14.289
12	32.149	31.941	22.049	26.537	1'52.676	308,6	13:54'06.965
13	32.209	31.723	21.651	26.784	1'52.367	305,9	13:55'59.332
14	31.957	31.826	21.671	26.822	1'52.276	303,4	13:57'51.608
15	31.930	31.684	21.680	26.671	1'51.965	305,9	13:59'43.573
16	31.886	31.860	21.772	26.545	1'52.063	308,6	14:01'35.636
17	32.262	31.605	21.630	26.658	1'52.155	305,1	14:03'27.791

7° 22 A. LOWES (1'50.922)							
Lap	Seg.1	Seg.2	Seg.3	Seg.4	Lap Time	km/h	Local Time
1		31.189	21.471	26.286	1'53.390	305,9	13:33'33.153
2	31.908	31.165	21.472	26.377	1'50.922	305,9	13:35'24.075
3	31.961	31.493	21.558	26.505	1'51.517	301,7	13:37'15.592
4	32.256	31.598	21.906	26.639	1'52.399	309,5	13:39'07.991
5	32.522	32.070	21.819	26.603	1'53.014	305,1	13:41'01.005
6	32.450	31.560	21.640	26.661	1'52.311	306,8	13:42'53.316

14/04/2018 P = Pits In/Out - C = Lap Time Cancelled

These data/results cannot be reproduced, stored and/or transmitted in whole or in part by any manner of electronic, mechanical, photocopying, recording, broadcasting or otherwise now known or herein after developed without the previous express consent by the copyright owner, except for reproduction in daily press and regular printed publications on sale to the public within 60 days of the event related to those data/results and always provided that copyright symbol appears together as follows below.

© DORNA WSBK ORGANIZATION Srl 2018



MotorLand Aragon 5.077 m

2 / 3**Spanish Round, 13-14-15 April 2018
World Superbike - Chronological Analysis Race 1**

Start at 13:31'39.763

Lap	Seg.1	Seg.2	Seg.3	Seg.4	Lap Time	km/h	Local Time										
7	32.188	31.838	21.701	26.506	1'52.233	306,8	13:44'45.549	11	32.625	32.037	21.728	27.014	1'53.404	294,3	13:52'25.377		
8	32.137	31.724	21.839	26.559	1'52.259	306,8	13:46'37.808	12	32.453	32.073	21.943	27.085	1'53.554	295,1	13:54'18.931		
9	32.016	31.573	21.620	26.624	1'51.833	308,6	13:48'29.641	13	32.663	32.148	21.863	26.761	1'53.435	300,8	13:56'12.366		
10	32.138	31.743	21.653	26.570	1'52.104	309,5	13:50'21.745	14	32.578	31.817	21.836	26.767	1'52.998	300,0	13:58'05.364		
11	32.165	31.830	21.744	26.623	1'52.362	309,5	13:52'14.107	15	32.441	31.967	22.039	26.880	1'53.327	299,2	13:59'58.691		
12	32.088	31.889	21.754	26.734	1'52.465	302,5	13:54'06.572	16	32.333	31.842	21.939	27.004	1'53.118	293,5	14:01'51.809		
13	32.130	31.732	21.564	26.700	1'52.126	303,4	13:55'58.698	17	32.354	31.807	21.923	26.773	1'52.857	298,3	14:03'44.666		
14	32.224	31.687	21.650	26.659	1'52.220	302,5	13:57'50.918										
15	32.184	31.739	21.674	26.692	1'52.289	303,4	13:59'43.207										
16	32.039	31.822	21.778	26.739	1'52.378	304,2	14:01'35.585										
17	32.191	32.076	21.823	26.651	1'52.741	308,6	14:03'28.326										

8° 21 M. RINALDI (1'50.888)

Lap	Seg.1	Seg.2	Seg.3	Seg.4	Lap Time	km/h	Local Time
1		32.221	21.921	26.045	1'55.746	307,7	13:33'35.509
2	31.810	31.198	21.612	26.268	1'50.888	311,2	13:35'26.397
3	32.049	31.409	21.642	26.322	1'51.422	312,1	13:37'17.819
4	32.110	31.316	21.806	26.231	1'51.463	313,0	13:39'09.282
5	32.143	31.558	22.086	26.373	1'52.160	303,4	13:41'01.442
6	32.235	31.435	21.803	26.213	1'51.686	313,0	13:42'53.128
7	32.043	31.441	21.690	26.301	1'51.475	311,2	13:44'44.603
8	32.481	31.534	21.792	26.370	1'52.177	305,1	13:46'36.780
9	32.342	31.542	21.870	26.386	1'52.140	306,8	13:48'28.920
10	32.379	31.608	21.892	26.299	1'52.178	308,6	13:50'21.098
11	32.491	31.768	21.838	26.394	1'52.491	305,1	13:52'13.589
12	32.420	32.145	22.007	26.528	1'53.100	305,1	13:54'06.689
13	32.338	32.275	22.194	26.645	1'53.452	304,2	13:56'00.141
14	32.771	32.228	22.286	26.597	1'53.882	301,7	13:57'54.023
15	32.645	32.014	22.300	26.767	1'53.726	300,0	13:59'47.749
16	32.803	32.261	22.313	26.828	1'54.205	302,5	14:01'41.954
17	32.979	32.396	22.663	27.652	1'55.690	297,5	14:03'37.644

9° 54 T. RAZGATLIOGLU (1'52.122)

Lap	Seg.1	Seg.2	Seg.3	Seg.4	Lap Time	km/h	Local Time
1		32.095	21.909	26.812	1'56.249	298,3	13:33'36.012
2	32.085	31.628	21.823	26.586	1'52.122	301,7	13:35'28.134
3	32.169	31.734	21.882	26.639	1'52.424	300,8	13:37'20.558
4	32.236	31.677	21.799	26.709	1'52.421	300,8	13:39'12.979
5	32.368	31.781	22.029	26.852	1'53.030	299,2	13:41'06.009
6	32.658	31.858	21.845	26.725	1'53.086	304,2	13:42'59.095
7	32.566	32.024	22.203	26.993	1'53.786	302,5	13:44'52.881
8	32.314	31.840	21.928	26.597	1'52.679	300,0	13:46'45.560
9	32.341	31.850	21.824	26.831	1'52.846	298,3	13:48'38.406
10	32.376	31.950	22.182	27.012	1'53.520	302,5	13:50'31.926
11	32.543	32.336	21.887	26.804	1'53.570	305,9	13:52'25.496
12	32.454	32.068	22.162	26.812	1'53.496	305,1	13:54'18.992
13	32.444	32.181	21.769	26.796	1'53.190	300,0	13:56'12.182
14	32.394	32.031	21.774	26.804	1'53.003	296,7	13:58'05.185
15	32.393	32.120	21.936	26.913	1'53.362	296,7	13:59'58.547
16	32.252	31.962	22.219	26.657	1'53.090	300,0	14:01'51.637
17	32.264	31.884	21.792	26.845	1'52.785	295,9	14:03'44.422

10° 40 R. RAMOS (1'52.461)

Lap	Seg.1	Seg.2	Seg.3	Seg.4	Lap Time	km/h	Local Time
1		32.700	21.758	26.692	1'57.790	304,2	13:33'37.553
2	32.232	31.713	21.807	26.713	1'52.465	303,4	13:35'30.018
3	32.348	31.684	21.765	26.664	1'52.461	306,8	13:37'22.479
4	32.267	31.784	21.908	26.686	1'52.645	307,7	13:39'15.124
5	32.225	31.746	21.777	26.713	1'52.461	300,8	13:41'07.585
6	32.248	31.630	21.876	26.749	1'52.503	300,8	13:43'00.088
7	32.337	31.937	22.041	26.650	1'52.965	303,4	13:44'53.053
8	32.559	31.611	21.982	26.686	1'52.838	305,1	13:46'45.891
9	32.402	31.837	21.842	26.610	1'52.691	308,6	13:48'38.582
10	32.415	31.831	22.272	26.873	1'53.391	306,8	13:50'31.973

11° 76 L. BAZ (1'51.850)

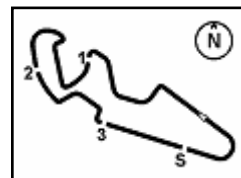
Lap	Seg.1	Seg.2	Seg.3	Seg.4	Lap Time	km/h	Local Time	
1			32.135	22.165	26.833	1'57.380	305,1	13:33'37.143
2	31.968	31.579	21.648	26.655	1'51.850	302,5	13:35'28.993	
3	32.205	31.680	21.654	26.663	1'52.202	302,5	13:37'21.195	
4	32.038	31.779	21.708	26.620	1'52.145	305,1	13:39'13.340	
5	32.465	31.793	21.816	26.790	1'52.864	304,2	13:41'06.204	
6	32.607	31.840	21.897	26.705	1'53.049	305,9	13:42'59.253	
7	32.577	32.004	21.829	26.961	1'53.371	296,7	13:44'52.624	
8	32.409	31.882	21.847	26.913	1'53.051	295,1	13:46'45.675	
9	32.348	31.855	21.857	26.799	1'52.859	302,5	13:48'38.534	
10	32.643	31.848	21.727	27.181	1'53.399	297,5	13:50'31.933	
11	32.823	32.155	21.960	26.740	1'53.678	307,7	13:52'25.611	
12	32.515	31.985	21.874	26.950	1'53.324	300,0	13:54'18.935	
13	32.802	32.072	22.001	26.640	1'53.515	304,2	13:56'12.450	
14	32.645	31.856	21.837	26.643	1'52.981	305,1	13:58'05.431	
15	32.511	31.934	22.199	26.820	1'53.464	301,7	13:59'58.895	
16	32.715	31.807	21.746	26.915	1'53.183	300,0	14:01'52.078	
17	32.395	31.867	21.793	26.779	1'52.834	300,8	14:03'44.912	

12° 45 J. GAGNE (1'52.125)

Lap	Seg.1	Seg.2	Seg.3	Seg.4	Lap Time	km/h	Local Time	
1			32.337	22.039	26.581	1'56.648	308,6	13:33'36.411
2	32.207	31.636	21.726	26.556	1'52.125	308,6	13:35'28.536	
3	32.484	31.677	22.073	26.652	1'52.886	306,8	13:37'21.422	
4	32.385	31.688	21.736	26.737	1'52.546	305,1	13:39'13.968	
5	32.378	31.882	21.892	26.707	1'52.859	305,9	13:41'06.827	
6	32.437	31.840	21.902	26.768	1'52.947	305,1	13:42'59.774	
7	32.322	32.128	22.399	26.613	1'53.462	305,1	13:44'53.236	
8	32.752	31.870	22.158	26.556	1'53.336	314,0	13:46'46.572	
9	32.313	31.852	22.355	26.603	1'53.123	313,0	13:48'39.695	
10	32.283	31.758	21.908	26.568	1'52.517	311,2	13:50'32.212	
11	32.810	32.129	22.025	26.653	1'53.617	305,9	13:52'25.829	
12	32.501	32.080	22.080	26.665	1'53.326	308,6	13:54'19.155	
13	32.786	32.256	21.961	26.614	1'53.617	307,7	13:56'12.772	
14	32.518	32.054	21.932	26.587	1'53.091	305,1	13:58'05.863	
15	32.316	32.110	22.000	26.757	1'53.183	304,2	13:59'59.046	
16	32.335	31.963	22.201	26.654	1'53.153	307,7	14:01'52.199	
17	32.512	31.880	21.931	26.677	1'53.000	308,6	14:03'45.199	

13° 34 D. GIUGLIANO (1'52.403)

Lap	Seg.1	Seg.2	Seg.3	Seg.4	Lap Time	km/h	Local Time	
1			33.453	22.138	26.742	1'58.318	305,9	13:33'38.081
2	32.327	31.897	21.860	26.540	1'52.624	310,3	13:35'30.705	
3	32.346	31.789	21.805	26.656	1'52.596	308,6	13:37'23.301	
4	32.438	31.822	21.758	26.965	1'52.983	305,1	13:39'16.284	
5	32.380	31.891	21.963	26.714	1'52.948	312,1	13:41'09.232	
6	32.236	31.908	21.682	26.806	1'52.632	304,2	13:43'01.864	
7	32.121	31.784	21.791	26.707	1'52.403	306,8	13:44'54.267	
8	32.399	31.824	22.087	26.767	1'53.077	311,2	13:46'47.344	
9	32.402	31.859	21.911	26.633	1'52.805	311,2	13:48'40.149	
10	32.509	31.918	21.934	26.845	1'53.206	314,0	13:50'33.355	
11	32.516	31.973	22.180	26.728	1'53.397	311,2	13:52'26.752	
12	32.464	31.836	22.051	26.640	1'52.991	313,0	13:54'19.743	
13	32.692	32.252	21.975	26.661	1'53.580	306,8	13:56'13.323	
14	32.465	31.969	21.922	26.650	1'53.006	308,6	13:58	



MotorLand Aragon 5.077 m

3 / 3

Start at 13:31'39.763

15	32.418	31.983	22.090	26.676	1'53.167	305,9	13:59'59.496
16	32.399	31.875	21.950	26.616	1'52.840	309,5	14:01'52.336
17	32.526	31.988	21.905	26.805	1'53.224	305,1	14:03'45.560

14° 68 Y. HERNANDEZ (1'52.413)							
Lap	Seg.1	Seg.2	Seg.3	Seg.4	Lap Time	km/h	Local Time
1		32.426	22.206	26.692	1'57.496	301,7	13:33'37.259
2	32.178	31.685	21.948	26.782	1'52.593	304,2	13:35'29.852
3	32.152	31.770	21.836	26.655	1'52.413	303,4	13:37'22.265
4	32.340	31.735	21.892	26.852	1'52.819	304,2	13:39'15.084
5	32.420	31.785	21.850	26.638	1'52.693	308,6	13:41'07.777
6	32.385	31.703	21.831	26.679	1'52.598	305,1	13:43'00.375
7	32.274	31.981	22.185	26.609	1'53.049	308,6	13:44'53.424
8	32.959	31.947	21.948	26.593	1'53.447	311,2	13:46'46.871
9	32.292	31.812	21.917	26.816	1'52.837	304,2	13:48'39.708
10	32.577	31.895	22.015	26.833	1'53.320	305,9	13:50'33.028
11	32.396	32.111	21.926	26.877	1'53.310	303,4	13:52'26.338
12	32.293	32.040	22.041	26.738	1'53.112	307,7	13:54'19.450
13	32.679	32.234	22.019	26.812	1'53.744	305,1	13:56'13.194
14	32.394	32.015	21.891	26.687	1'52.987	306,8	13:58'06.181
15	32.394	32.059	22.005	27.111	1'53.569	300,8	13:59'59.750
16	32.432	32.105	22.054	26.914	1'53.505	303,4	14:01'53.255
17	32.351	31.971	22.065	27.039	1'53.426	302,5	14:03'46.681

15° 32 L. SAVADORI (1'52.090)							
Lap	Seg.1	Seg.2	Seg.3	Seg.4	Lap Time	km/h	Local Time
1		32.440	22.100	26.632	1'56.525	307,7	13:33'36.288
2	32.151	31.556	21.721	26.662	1'52.090	306,8	13:35'28.378
3	32.368	31.642	21.723	26.663	1'52.396	309,5	13:37'20.774
4	32.350	31.706	21.662	26.771	1'52.489	307,7	13:39'13.263
5	32.439	31.762	21.638	26.999	1'52.838	309,5	13:41'06.101
6	32.426	31.772	21.710	26.986	1'52.894	300,8	13:42'58.995
7	32.767	32.288	22.002	26.756	1'53.813	306,8	13:44'52.808
8	32.985	31.779	21.944	26.754	1'53.462	308,6	13:46'46.270
9	32.295	31.896	21.876	26.719	1'52.786	305,1	13:48'39.056
10	32.355	32.033	21.852	26.864	1'53.104	307,7	13:50'32.160
11	33.125	32.188	22.152	26.869	1'54.334	310,3	13:52'26.494
12	32.442	31.969	21.980	26.763	1'53.154	308,6	13:54'19.648
13	32.702	32.265	22.242	26.758	1'53.967	309,5	13:56'13.615
14	32.418	31.986	21.925	26.796	1'53.125	308,6	13:58'06.740
15	32.527	31.971	21.925	26.972	1'53.395	305,1	14:00'00.135
16	32.491	32.006	21.897	26.930	1'53.324	305,9	14:01'53.459
17	32.468	32.016	22.023	26.775	1'53.282	305,9	14:03'46.741

16° 99 P. JACOBSEN (1'52.653)							
Lap	Seg.1	Seg.2	Seg.3	Seg.4	Lap Time	km/h	Local Time
1		32.502	22.425	26.637	1'58.056	313,0	13:33'37.819
2	32.502	31.798	21.806	26.547	1'52.653	312,1	13:35'30.472
3	32.455	31.729	21.773	26.728	1'52.685	310,3	13:37'23.157
4	32.424	31.903	21.995	26.771	1'53.093	313,0	13:39'16.250
5	32.281	31.966	21.867	26.877	1'52.991	307,7	13:41'09.241
6	32.794	31.962	21.839	26.997	1'53.592	306,8	13:43'02.833
7	32.429	31.947	21.964	26.941	1'53.281	306,8	13:44'56.114
8	32.547	32.075	21.870	26.874	1'53.366	306,8	13:46'49.480
9	32.381	31.953	21.825	26.779	1'52.938	307,7	13:48'42.418
10	32.392	32.070	21.753	26.992	1'53.207	305,9	13:50'35.625
11	32.477	32.128	21.763	26.826	1'53.194	306,8	13:52'28.819
12	32.458	32.228	21.782	26.929	1'53.397	306,8	13:54'22.216
13	32.368	32.114	21.671	26.827	1'52.980	307,7	13:56'15.196
14	32.592	32.377	21.741	26.863	1'53.573	306,8	13:58'08.769
15	32.510	32.025	21.812	26.982	1'53.329	306,8	14:00'02.098
16	32.559	32.083	21.869	26.866	1'53.377	310,3	14:01'55.475
17	32.403	32.213	21.908	27.141	1'53.665	305,1	14:03'49.140

17° 37 O. JEZEK (1'53.641)							
Lap	Seg.1	Seg.2	Seg.3	Seg.4	Lap Time	km/h	Local Time
1		32.663	22.508	26.970	1'59.114	301,7	13:33'38.877
2	32.715	31.990	21.899	27.037	1'53.641	297,5	13:35'32.518
3	32.909	32.072	22.085	27.113	1'54.179	295,9	13:37'26.697
4	32.827	32.117	21.982	27.170	1'54.096	295,1	13:39'20.793
5	32.966	32.273	22.214	27.151	1'54.604	292,7	13:41'15.397
6	33.023	32.289	22.123	27.259	1'54.694	291,1	13:43'10.091
7	33.003	32.176	22.573	27.254	1'55.006	294,3	13:45'05.097
8	32.925	32.446	22.251	27.291	1'54.913	293,5	13:47'00.010
9	32.932	32.458	22.141	27.122	1'54.653	294,3	13:48'54.663
10	33.018	32.301	22.098	27.154	1'54.571	294,3	13:50'49.234
11	34.392	32.370	22.300	27.245	1'56.307	288,8	13:52'45.541
12	33.152	32.881	22.255	27.469	1'55.757	288,0	13:54'41.298
13	33.083	32.587	22.227	27.891	1'55.788	290,3	13:56'37.086
14	33.145	32.506	22.145	27.426	1'55.222	291,1	13:58'32.308
15	33.026	32.411	22.285	27.339	1'55.061	290,3	14:00'27.369
16	32.953	32.384	22.129	27.285	1'54.751	291,1	14:02'22.120
17	33.074	32.408	22.403	27.262	1'55.147	291,9	14:04'17.267

RET 36 L. MERCADO (1'52.452)							
Lap	Seg.1	Seg.2	Seg.3	Seg.4	Lap Time	km/h	Local Time
1		32.372	22.198	27.134	1'57.617	304,2	13:33'37.380
2	32.689	31.668	21.819	26.605	1'52.781	307,7	13:35'30.161
3	32.414	31.638	21.789	26.611	1'52.452	306,8	13:37'22.613
4	32.358	31.657	21.961	26.574	1'52.550	309,5	13:39'15.163
5	32.540	31.732	21.927	26.518	1'52.717	302,5	13:41'07.880
6	32.527	31.715	21.752	26.663	1'52.657	307,7	13:43'00.537
7	32.366	31.894	22.200	26.656	1'53.116	310,3	13:44'53.653
8	32.554	31.786	21.898	27.017	1'53.255	303,4	13:46'46.908
9	32.676	31.753	21.937	26.630	1'52.996	305,1	13:48'39.904
10	32.619	31.783	22.060	26.793	1'53.255	307,7	13:50'33.159
11	32.439	31.998	22.272	26.966	1'53.675	303,4	13:52'26.834

14/04/2018

P = Pits In/Out - C = Lap Time Cancelled

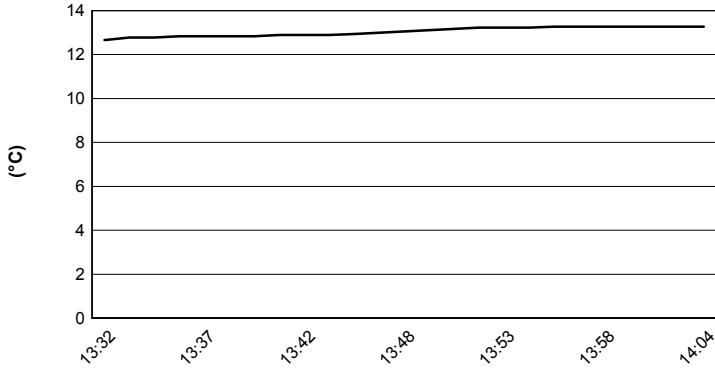
These data/results cannot be reproduced, stored and/or transmitted in whole or in part by any manner of electronic, mechanical, photocopying, recording, broadcasting or otherwise now known or herein after developed without the previous express consent by the copyright owner, except for reproduction in daily press and regular printed publications on sale to the public within 60 days of the event related to those data/results and always provided that copyright symbol appears together as follows below.

© DORNA WSBK ORGANIZATION Srl 2018

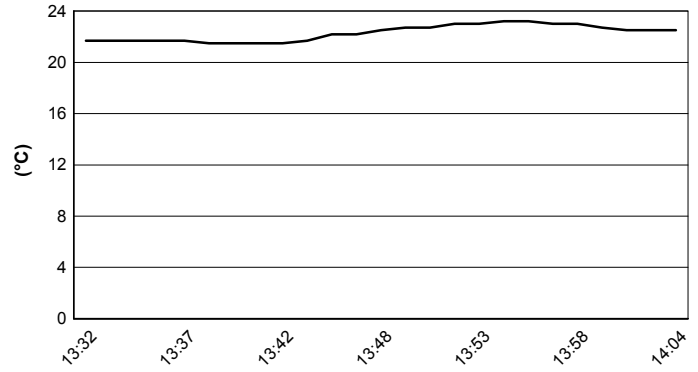


Spanish Round, 13-14-15 April 2018
World Superbike - Weather Report Race 1
 Session started 13:32 - Session ended 14:04

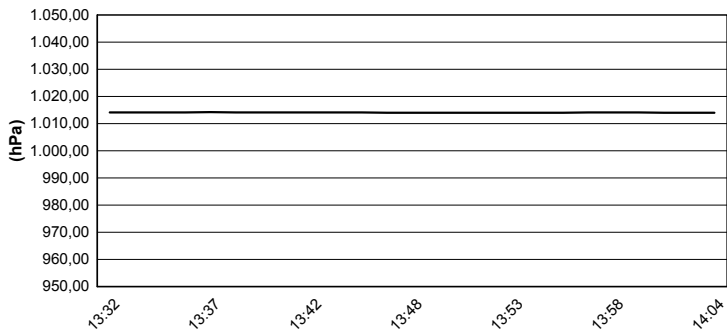
Air Temperature



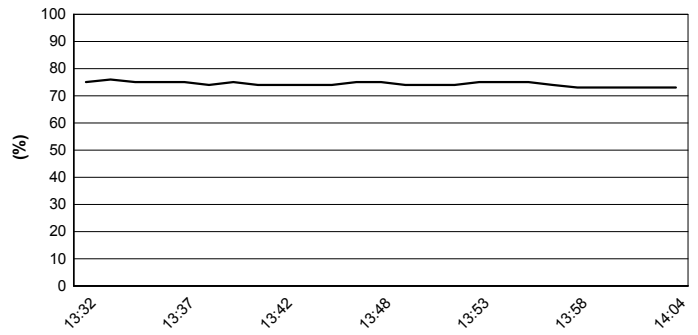
Track Temperature



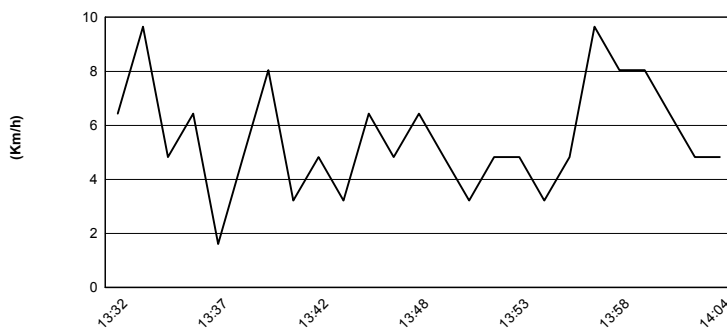
Air Pressure



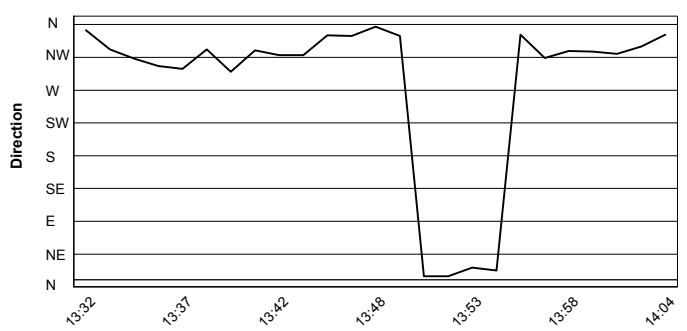
Humidity



Wind Speed



Wind Direction



14/04/2018

These data/results cannot be reproduced, stored and/or transmitted in whole or in part by any manner of electronic, mechanical, photocopying, recording, broadcasting or otherwise now known or herein after developed without the previous express consent by the copyright owner, except for reproduction in daily press and regular printed publications on sale to the public within 60 days of the event related to those data/results and always provided that copyright symbol appears together as follows below.

© DORNA WSBK ORGANIZATION Srl 2018

Spanish Round, 13-14-15 April 2018
World Superbike - Championship Standings

MotorLand Aragon 5.077 m

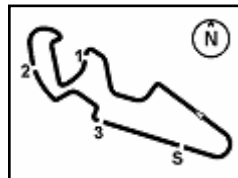
1 / 2

	Points	Points From First	Points From Previous	2018					2017					2016				
				February 25 PHILLIP ISLAND	March 25 BURIRAM	April 15 ARAGÓN	April 22 ASSEN	May 13 IMOLA	May 27 DONINGTON PARK	June 10 BRNO	June 24 LAGUNA SECA	July 8 MISANO	September 16 PORTIMÃO	September 30 MAGNY COURS	October 14 VILLICUM	October 27 LOSAIL	October 1 LOSAIL	October 1 LOSAIL
1 REA Jonathan (GBR)	94			11 20	25 13	25												
2 MELANDRI Marco (ITA)	80	14		25 25	8 9	13												
3 DAVIES Chaz (GBR)	77	17	3	16	16 25	20												
4 FORES Xavi (ESP)	76	18	1	13 16	20 11	16												
5 LOWES Alex (GBR)	57	37	19	10 11	11 16	9												
6 VAN DER MARK Michael (NED)	56	38	1	7 9	9 20	11												
7 SYKES Tom (GBR)	53	41	3	20 13	10	10												
8 CAMIER Leon (GBR)	42	52	11	9 10	13 10													
9 BAZ Loris (FRA)	26	68	16	5 7	5 4	5												
10 RAZGATLIOGLU Toprak (TUR)	25	69	1	3 6	1 8	7												
11 RAMOS Román (ESP)	18	76	7	2 5	2 3	6												
12 LAVERTY Eugene (IRL)	16	78	2	8 1	7													
13 TORRES Jordi (ESP)	14	80	2	8	6													
14 MERCADO Leandro (ARG)	13	81	1	6 4	3													
15 GAGNE Jake (USA)	13	81	0	4 3	2 4													
16 SAVADORI Lorenzo (ITA)	12	82	1		4 7	1												
17 RINALDI Michael Ruben (ITA)	8	86	4			8												
18 JACOBSEN PJ (USA)	8	86	0	2	6													
19 HERNANDEZ Yonny (COL)	7	87	1		5	2												
20 GIUGLIANO Davide (ITA)	3	91	4			3												
27 JEZEK Ondrej (CZE)	1	93	2	1														

14/04/2018 First Line: Championship Standings - Second Line: Ranking Progression

These data/results cannot be reproduced, stored and/or transmitted in whole or in part by any manner of electronic, mechanical, photocopying, recording, broadcasting or otherwise now known or herein after developed without the previous express consent by the copyright owner, except for reproduction in daily press and regular printed publications on sale to the public within 60 days of the event related to those data/results and always provided that copyright symbol appears together as follows below.

© DORNA WSBK ORGANIZATION Srl 2018



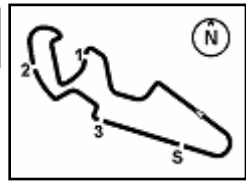
Spanish Round, 13-14-15 April 2018 World Superbike - Championship Standings

Points	Points From First	Points From Previous	Independent Riders															
			February 25 PHILLIP ISLAND	March 25 BURIRAM	April 15 ARAGÓN	April 22 ASSEN	May 13 IMOLA	May 27 DONINGTON PARK	June 10 BRNO	June 24 LAGUNA SECA	July 8 MISANO	September 16 PORTIMÃO	September 30 MAGNY COURS	October 14 VILLICUM	October 27 LOSAIL			
1 FORES Xavi (ESP)	76		13 1	16 1	20 1	11 1	16 1											
2 RAZGATLIOGLU Toprak (TUR)	25 51		3 3	6 3	1 3	8 2	7 2											
3 RAMOS Román (ESP)	18 58 7		2 4	5 4	2 4	3 4	6 3											
4 MERCADO Leandro (ARG)	13 63 5		6 2	4 2	3 2	3 3	4 4											
5 RINALDI Michael Ruben (ITA)	8 68 5					8 5												
6 JACOBSEN PJ (USA)	8 68 0		2 5	6 5	6 5	5 5												
7 HERNANDEZ Yonny (COL)	7 69 1				5 6	2 7												
8 JEZEK Ondrej (CZE)	1 75 6		1 5	6 6	7 7	8 8												

14/04/2018 First Line: Championship Standings - Second Line: Ranking Progression

These data/results cannot be reproduced, stored and/or transmitted in whole or in part by any manner of electronic, mechanical, photocopying, recording, broadcasting or otherwise now known or herein after developed without the previous express consent by the copyright owner, except for reproduction in daily press and regular printed publications on sale to the public within 60 days of the event related to those data/results and always provided that copyright symbol appears together as follows below.

© DORNA WSBK ORGANIZATION Srl 2018



Spanish Round, 13-14-15 April 2018 World Superbike - Manufacturers Standings

Points	Points From First	Points From Previous	February 25 PHILLIP ISLAND		March 25 BURIRAM		April 15 ARAGÓN		April 22 ASSEN		May 13 IMOLA		May 27 DONINGTON PARK		June 10 BRNO		June 24 LAGUNA SECA		July 8 MISANO		September 16 PORTIMÃO		September 30 MAGNY COURS		October 14 VILLICUM		October 27 LOSAIL		
			1	2	1	2	1	2	1	2	1	2	1	2	1	2	1	2	1	2	1	2	1	2	1	2	1	2	1
1	DUCATI	115	25	25	20	25	20																						
2	KAWASAKI	103	12	20	20	25	13	25																					
3	YAMAHA	63	52	40	10	11	11	20	11																				
4	HONDA	46	69	17	9	10	13	10	4																				
5	APRILIA	26	89	20	8	1	7	7	3																				
6	BMW	26	89	0	5	7	5	4	5																				
7	MV AGUSTA	14	101	12	8	6	7	7	7																				

14/04/2018

First Line: Championship Standings - Second Line: Ranking Progression

These data/results cannot be reproduced, stored and/or transmitted in whole or in part by any manner of electronic, mechanical, photocopying, recording, broadcasting or otherwise now known or herein after developed without the previous express consent by the copyright owner, except for reproduction in daily press and regular printed publications on sale to the public within 60 days of the event related to those data/results and always provided that copyright symbol appears together as follows below.

© DORNA WSBK ORGANIZATION Srl 2018

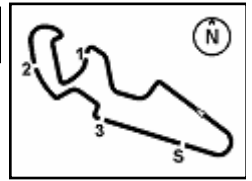
FIAT PERUGIA TIMING



Official Tyre Supplier



Official Timekeeper



Spanish Round, 13-14-15 April 2018
World Superbike - Pirelli Best Lap Award

MotorLand Aragon 5.077 m

Points	Points From First	Points From Previous	February 25	March 25	April 15	April 22	May 13	May 27	June 10	June 24	July 8	September 16	September 30	October 14	October 27
			PHILLIP ISLAND	BURIRAM	ARAGÓN	ASSEN	IMOLA	DONINGTON PARK	BRNO	LAGUNA SECA	MISANO	PORTIMÃO	MAGNY COURS	VILLICUM	LOSAIL
Fastest Laps															
1 MELANDRI Marco (ITA)	2		1		1										
2 REA Jonathan (GBR)	1 1			1											
3 DAVIES Chaz (GBR)	1 1 0			1											
4 SYKES Tom (GBR)	1 1 0	1													

14/04/2018

These data/results cannot be reproduced, stored and/or transmitted in whole or in part by any manner of electronic, mechanical, photocopying, recording, broadcasting or otherwise now known or herein after developed without the previous express consent by the copyright owner, except for reproduction in daily press and regular printed publications on sale to the public within 60 days of the event related to those data/results and always provided that copyright symbol appears together as follows below.

© DORNA WSBK ORGANIZATION Srl 2018

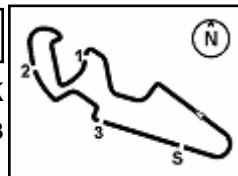
FIKR PERUGIA TIMING



Official Tyre Supplier



Official Timekeeper



Spanish Round, 13-14-15 April 2018

World Superbike - Best Laps & Speeds

No.	Rider Bike	Nat	Best Lap		FP1		FP2		FP3		FP4		SP1		SP2		RC1	
			LL	SPD	LL	SPD	LL	SPD	LL	SPD	LL	SPD	LL	SPD	LL	SPD	LL	SPD
1	33 M. MELANDRI Ducati Panigale R	ITA	1'49.543	65 313,0	2'02.880	13 305,9	1'50.652	13 308,5	1'51.638	5 306,8	1'52.551	8 310,3			1'49.543	6 309,4	1'50.663	20 313,0
2	1 J. REA Kawasaki ZX-10RR	GBR	1'49.574	63 311,2	2'02.298	10 301,6	1'50.691	12 306,8	1'51.340	5 302,5	1'50.770	11 307,6			1'49.574	5 306,8	1'50.716	20 311,2
3	66 T. SYKES Kawasaki ZX-10RR	GBR	1'49.644	57 311,2	2'04.090	12 295,8	1'50.849	16 308,5	1'52.108	4 298,3					1'49.644	5 301,6	1'51.327	20 311,2
4	12 X. FORES Ducati Panigale R	ESP	1'49.667	62 313,0	2'04.721	13 302,5	1'51.705	11 305,9	1'52.227	4 306,8	1'52.266	8 306,8			1'49.667	6 308,5	1'50.756	20 313,0
5	22 A. LOWES Yamaha YZF R1	GBR	1'49.853	63 309,4	2'04.847	10 300,0	1'51.727	12 305,0	1'51.347	6 305,0	1'51.510	9 308,5			1'49.853	6 306,8	1'50.922	20 309,4
6	60 M. VAN DER MARK Yamaha YZF R1	NED	1'49.863	69 310,3	2'03.427	14 299,1	1'51.347	15 307,6	1'52.386	5 301,6	1'51.732	9 308,5			1'49.863	6 309,4	1'51.341	20 310,3
7	81 J. TORRES MV Agusta 1000 F4	ESP	1'50.055	50 304,2	2'05.750	11 295,0	1'51.559	15 302,5	1'51.212	5 300,8	1'51.482	11 304,2			1'50.055	6 303,3	2	
8	21 M. RINALDI Ducati Panigale R	ITA	1'50.197	75 313,0	2'03.132	17 300,0	1'51.954	13 304,2	1'52.213	4 301,6	1'52.208	9 309,4	1'50.568	6 305,9	1'50.197	6 305,9	1'50.888	20 313,0
9	2 L. CAMIER Honda CBR1000RR	GBR	1'50.607	42 309,4	2'02.972	11 300,0	1'52.553	11 301,6	1'51.818	5 305,0	1'52.022	7 309,4			1'50.607	6 305,9	2	
10	32 L. SAVADORI Aprilia RSV4 RF	ITA	1'50.809	54 310,3	2'05.123	13 299,1	1'51.956	13 306,8	1'51.811	5 304,2					1'50.809	4 305,9	1'52.090	19 310,3
11	7 C. DAVIES Ducati Panigale R	GBR	1'51.065	60 316,7	2'05.320	10 302,5	1'51.125	17 305,9			1'51.268	10 307,6			1'51.065	3 306,8	1'51.079	20 316,7
12	5 V. LEONOV Kawasaki ZX-10RR	RUS	1'51.294	50 297,5	2'06.888	12 291,1	1'53.017	16 292,6	1'52.978	3 292,6	1'53.023	10 297,5	1'51.294	6 297,5	1'53.033	3 293,4		
13	45 J. GAGNE Honda CBR1000RR	USA	1'51.609	66 313,9	2'06.108	11 298,3	1'53.280	15 302,5	1'52.778	4 306,8	1'52.868	10 311,2	1'51.609	6 306,8			1'52.125	20 313,9
14	34 D. GIUGLIANO Aprilia RSV4 RF	ITA	1'51.632	66 313,9	2'06.241	13 297,5	1'52.535	13 304,2	1'52.967	4 304,2	1'53.091	10 306,8	1'51.632	6 305,9			1'52.403	20 313,9
15	36 L. MERCADO Kawasaki ZX-10RR	ARG	1'51.718	57 310,3	2'05.723	14 295,8	1'53.229	13 296,7	1'58.972	4 288,7	1'53.460	6 302,5	1'51.718	6 301,6			1'52.452	14 310,3
16	54 T. RAZGATLIOGLU Kawasaki ZX-10RR	TUR	1'51.777	58 307,6	2'16.023	8 296,7	1'53.496	12 302,5	1'53.141	4 307,6	1'52.246	8 305,0	1'51.777	6 304,2			1'52.122	20 305,9
17	99 P. JACOBSEN Honda CBR1000RR	USA	1'51.832	66 313,0	2'07.251	13 297,5	1'53.842	14 303,3	1'53.349	4 307,6	1'52.667	9 309,4	1'51.832	6 307,6			1'52.653	20 313,0
18	40 R. RAMOS Kawasaki ZX-10RR	ESP	1'51.845	66 308,5	2'05.943	14 294,2	1'53.071	14 296,7	1'52.897	3 298,3	1'52.632	9 302,5	1'51.845	6 300,8			1'52.461	20 308,5
19	76 L. BAZ BMW S 1000 RR	FRA	1'51.850	74 307,6	2'04.668	14 294,2	1'52.678	14 297,5	1'53.502	11 301,6	1'53.046	11 300,0	1'51.867	4 295,8			1'51.850	20 307,6
20	68 Y. HERNANDEZ Kawasaki ZX-10RR	COL	1'51.961	65 311,2	2'05.941	13 296,7	1'53.466	11 299,1	1'54.206	5 297,5	1'53.697	10 304,2	1'51.961	6 304,2			1'52.413	20 311,2
21	37 O. JEZEK Yamaha YZF R1	CZE	1'53.349	59 301,6	2'09.047	10 289,5	1'54.699	12 289,5	1'54.459	4 293,4	1'54.125	9 300,0	1'53.349	4 295,8			1'53.641	20 301,6

14/04/2018

These data/results cannot be reproduced, stored and/or transmitted in whole or in part by any manner of electronic, mechanical, photocopying, recording, broadcasting or otherwise now known or herein after developed without the previous express consent by the copyright owner, except for reproduction in daily press and regular printed publications on sale to the public within 60 days of the event related to those data/results and always provided that copyright symbol appears together as follows below.

© DORNA WSBK ORGANIZATION Srl 2018

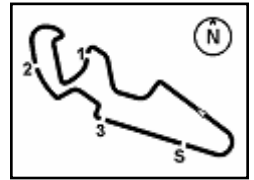
FIAT PERUGIA TIMING



Official Tyre Supplier



Official Timekeeper



MotorLand Aragon 5.077 m

Spanish Round, 13-14-15 April 2018

World Superbike - Provisional Starting Grid - Race 2

18 Laps x 5,077 km = 91,386 km

18		17		16		15		14		13		12		11		10		9		8		7		6		5		4		3		2		1					
66	SYKES T. Kawasaki	99	JACOBSEN P. Honda	36	MERCADO L. Kawasaki	45	GAGNE J. Honda	2	CAMIER L. Honda	81	TORRES J. MV Agusta	7	DAVIES C. Ducati	12	FORES X. Ducati	22	LOWES A. Yamaha	60	VAN DER MARK M. Yamaha	33	MELANDRI M. Ducati	54	RAZGATLIOGLU T. Kawasaki	21	RINALDI M. Ducati	1	REA J. Kawasaki	32	SAVADORI L. Aprilia	34	GIUGLIANO D. Aprilia	40	RAMOS R. Kawasaki	37	JEZEK O. Yamaha	5	LEONOV V. Kawasaki	76	BAZ L. BMW

14/04/2018 Jury President

..... Race Director

