

Spanish Round, 13-14-15 April 2018 World Superbike - Results Free Practice 4th Session

MotorLand Aragon 5.077 m

1 / 2

No.	Rider	Nat	Team	Bike	Class	Time	Gap	Rel.	Laps	Speed	
										Avg	Max
1	1 J. REA	GBR	Kawasaki Racing Team WorldSBK	Kawasaki ZX-10RR		1'50.770			11	165,001	307,7
2	7 C. DAVIES	GBR	Aruba.it Racing - Ducati	Ducati Panigale R		1'51.268	0.498	0.498	10	164,263	307,7
3	81 J. TORRES	ESP	MV Agusta Reparto Corse	MV Agusta 1000 F4		1'51.482	0.712	0.214	11	163,948	304,2
4	22 A. LOWES	GBR	Pata Yamaha Official WorldSBK Team	Yamaha YZF R1		1'51.510	0.740	0.028	9	163,906	308,6
5	60 M. VAN DER MARK	NED	Pata Yamaha Official WorldSBK Team	Yamaha YZF R1		1'51.732	0.962	0.222	9	163,581	308,6
6	2 L. CAMIER	GBR	Red Bull Honda World Superbike Team	Honda CBR1000RR		1'52.022	1.252	0.290	7	163,157	309,5
7	21 M. RINALDI	ITA	Aruba.it Racing - Junior Team	Ducati Panigale R	IND	1'52.208	1.438	0.186	9	162,887	309,5
8	54 T. RAZGATLIOGLU	TUR	Kawasaki Puccetti Racing	Kawasaki ZX-10RR	IND	1'52.246	1.476	0.038	8	162,832	305,1
9	12 X. FORES	ESP	Barni Racing Team	Ducati Panigale R	IND	1'52.266	1.496	0.020	8	162,803	306,8
10	33 M. MELANDRI	ITA	Aruba.it Racing - Ducati	Ducati Panigale R		1'52.551	1.781	0.285	8	162,390	310,3
11	40 R. RAMOS	ESP	Team GoEleven Kawasaki	Kawasaki ZX-10RR	IND	1'52.632	1.862	0.081	9	162,274	302,5
12	99 P. JACOBSEN	USA	TripleM Honda World Superbike Team	Honda CBR1000RR	IND	1'52.667	1.897	0.035	9	162,223	309,5
13	45 J. GAGNE	USA	Red Bull Honda World Superbike Team	Honda CBR1000RR		1'52.868	2.098	0.201	10	161,934	311,2
14	5 V. LEONOV	RUS	SPB Racing Team	Kawasaki ZX-10RR	IND	1'53.023	2.253	0.155	10	161,712	297,5
15	76 L. BAZ	FRA	GULF ALTHEA BMW Racing Team	BMW S 1000 RR		1'53.046	2.276	0.023	11	161,679	300,0
16	34 D. GIUGLIANO	ITA	Milwaukee Aprilia	Aprilia RSV4 RF		1'53.091	2.321	0.045	10	161,615	306,8
17	36 L. MERCADO	ARG	Orelac Racing VerdNatura	Kawasaki ZX-10RR	IND	1'53.460	2.690	0.369	6	161,089	302,5
18	68 Y. HERNANDEZ	COL	Team Pedercini Racing	Kawasaki ZX-10RR	IND	1'53.697	2.927	0.237	10	160,754	304,2
19	37 O. JEZEK	CZE	Guandalini Racing	Yamaha YZF R1	IND	1'54.125	3.355	0.428	9	160,151	300,0
----- Out 107% in this Session -----											
20	32 L. SAVADORI	ITA	Milwaukee Aprilia	Aprilia RSV4 RF					1		300,8
21	66 T. SYKES	GBR	Kawasaki Racing Team WorldSBK	Kawasaki ZX-10RR					1		

Qualifying Lap Time (107% of 1'50.770): **1'58.525**

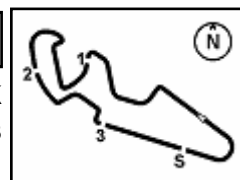
AIR	Humidity:	87%	Temp:	8°C
TRACK	Condition:	Dry	Temp:	12°C

Records	Pole (SP2)	2017	C.Davies	1'49.319	167,190	Km/h
	Race (RC1)	2016	C.Davies	1'50.421	165,520	Km/h
	Circuit (SP2)	2017	C.Davies	1'49.319	167,190	Km/h

Start 14/04/2018 08:45 End 09:16 The results are provisional until the end of the time limit for protests and appeals and the completion of the technical checks.

These data/results cannot be reproduced, stored and/or transmitted in whole or in part by any manner of electronic, mechanical, photocopying, recording, broadcasting or otherwise now known or herein after developed without the previous express consent by the copyright owner, except for reproduction in daily press and regular printed publications on sale to the public within 60 days of the event related to those data/results and always provided that copyright symbol appears together as follows below.

© DORNA WSBK ORGANIZATION Srl 2018



Spanish Round, 13-14-15 April 2018

World Superbike - Results Free Practice 4th Session

Session Highlights

Local Time	No. Rider	Description
08.45.00		Start
08.47.55		WorldSBK Pit Intervention Time: 56secs
08.48.38	66 T. SYKES	Crashed - Turn 5
08.54.29	99 P. JACOBSEN	On the Gravel - Re-Joined - Turn 7
08.56.41		RED FLAG
09.06.00		Session Restart
09.10.33		WorldSSP FP3 Pit Lane Will Open at 9.20
09.16.52		End Of Session

Fastest Laps Sequence

No.	Rider	Nat	Team	Bike	Local Time	Time	Gap	Avg
1	J. REA	GBR	Kawasaki Racing Team WorldSBK	Kawasaki ZX-10RR	08:48'46.165	1'52.001		163,188
60	M. VAN DER MARK	NED	Pata Yamaha Official WorldSBK Team	Yamaha YZF R1	08:49'33.915	1'51.960	-0.041	163,248
1	J. REA	GBR	Kawasaki Racing Team WorldSBK	Kawasaki ZX-10RR	08:50'37.777	1'51.612	-0.348	163,757
1	J. REA	GBR	Kawasaki Racing Team WorldSBK	Kawasaki ZX-10RR	08:52'29.145	1'51.368	-0.244	164,115
7	C. DAVIES	GBR	Aruba.it Racing - Ducati	Ducati Panigale R	08:53'01.459	1'51.268	-0.100	164,263
1	J. REA	GBR	Kawasaki Racing Team WorldSBK	Kawasaki ZX-10RR	08:54'20.401	1'51.256	-0.012	164,281
1	J. REA	GBR	Kawasaki Racing Team WorldSBK	Kawasaki ZX-10RR	08:56'11.545	1'51.144	-0.112	164,446
1	J. REA	GBR	Kawasaki Racing Team WorldSBK	Kawasaki ZX-10RR	09:11'53.260	1'50.787	-0.357	164,976
1	J. REA	GBR	Kawasaki Racing Team WorldSBK	Kawasaki ZX-10RR	09:13'44.030	1'50.770	-0.017	165,001

Start 14/04/2018 08:45 End 09:16 The results are provisional until the end of the time limit for protests and appeals and the completion of the technical checks.

These data/results cannot be reproduced, stored and/or transmitted in whole or in part by any manner of electronic, mechanical, photocopying, recording, broadcasting or otherwise now known or herein after developed without the previous express consent by the copyright owner, except for reproduction in daily press and regular printed publications on sale to the public within 60 days of the event related to those data/results and always provided that copyright symbol appears together as follows below.

© DORNA WSBK ORGANIZATION Srl 2018

Spanish Round, 13-14-15 April 2018

World Superbike - Best Sectors & Speed Free Practice 4th Session

MotorLand Aragon 5.077 m

BEST LAP			
1	1 J. REA	Kawasaki ZX-10RR	1'50.770
2	7 C. DAVIES	Ducati Panigale R	1'51.268
3	81 J. TORRES	MV Agusta 1000 F4	1'51.482
4	22 A. LOWES	Yamaha YZF R1	1'51.510
5	60 M. VAN DER MARK	Yamaha YZF R1	1'51.732
6	2 L. CAMIER	Honda CBR1000RR	1'52.022
7	21 M. RINALDI	Ducati Panigale R	1'52.208
8	54 T. RAZGATLIOGLU	Kawasaki ZX-10RR	1'52.246
9	12 X. FORES	Ducati Panigale R	1'52.266
10	33 M. MELANDRI	Ducati Panigale R	1'52.551
11	40 R. RAMOS	Kawasaki ZX-10RR	1'52.632
12	99 P. JACOBSEN	Honda CBR1000RR	1'52.667
13	45 J. GAGNE	Honda CBR1000RR	1'52.868
14	5 V. LEONOV	Kawasaki ZX-10RR	1'53.023
15	76 L. BAZ	BMW S 1000 RR	1'53.046
16	34 D. GIUGLIANO	Aprilia RSV4 RF	1'53.091
17	36 L. MERCADO	Kawasaki ZX-10RR	1'53.460
18	68 Y. HERNANDEZ	Kawasaki ZX-10RR	1'53.697
19	37 O. JEZEK	Yamaha YZF R1	1'54.125
20	66 T. SYKES	Kawasaki ZX-10RR	
21	32 L. SAVADORI	Aprilia RSV4 RF	

SPEED			
1	45 J. GAGNE	Honda CBR1000RR	311,2
2	33 M. MELANDRI	Ducati Panigale R	310,3
3	99 P. JACOBSEN	Honda CBR1000RR	309,5
4	21 M. RINALDI	Ducati Panigale R	309,5
5	2 L. CAMIER	Honda CBR1000RR	309,5
6	60 M. VAN DER MARK	Yamaha YZF R1	308,6
7	22 A. LOWES	Yamaha YZF R1	308,6
8	1 J. REA	Kawasaki ZX-10RR	307,7
9	7 C. DAVIES	Ducati Panigale R	307,7
10	34 D. GIUGLIANO	Aprilia RSV4 RF	306,8
11	12 X. FORES	Ducati Panigale R	306,8
12	54 T. RAZGATLIOGLU	Kawasaki ZX-10RR	305,1
13	81 J. TORRES	MV Agusta 1000 F4	304,2
14	68 Y. HERNANDEZ	Kawasaki ZX-10RR	304,2
15	36 L. MERCADO	Kawasaki ZX-10RR	302,5
16	40 R. RAMOS	Kawasaki ZX-10RR	302,5
17	32 L. SAVADORI	Aprilia RSV4 RF	300,8
18	37 O. JEZEK	Yamaha YZF R1	300,0
19	76 L. BAZ	BMW S 1000 RR	300,0
20	5 V. LEONOV	Kawasaki ZX-10RR	297,5

SEG. 1		
1	1 J. REA	31.632
2	2 L. CAMIER	31.866
3	81 J. TORRES	31.920
4	22 A. LOWES	31.952
5	7 C. DAVIES	31.991
6	60 M. VAN DER MARK	32.029
7	54 T. RAZGATLIOGLU	32.112
8	12 X. FORES	32.113
9	21 M. RINALDI	32.226
10	45 J. GAGNE	32.226
11	34 D. GIUGLIANO	32.327
12	76 L. BAZ	32.334
13	40 R. RAMOS	32.336
14	33 M. MELANDRI	32.426
15	36 L. MERCADO	32.431
16	5 V. LEONOV	32.489
17	99 P. JACOBSEN	32.545
18	68 Y. HERNANDEZ	32.572
19	37 O. JEZEK	32.698

SEG. 2		
1	1 J. REA	31.228
2	2 L. CAMIER	31.290
3	7 C. DAVIES	31.372
4	60 M. VAN DER MARK	31.391
5	81 J. TORRES	31.403
6	22 A. LOWES	31.460
7	21 M. RINALDI	31.614
8	12 X. FORES	31.629
9	54 T. RAZGATLIOGLU	31.652
10	40 R. RAMOS	31.667
11	33 M. MELANDRI	31.708
12	36 L. MERCADO	31.735
13	45 J. GAGNE	31.791
14	99 P. JACOBSEN	31.842
15	68 Y. HERNANDEZ	31.884
16	76 L. BAZ	31.887
17	34 D. GIUGLIANO	31.916
18	5 V. LEONOV	31.934
19	37 O. JEZEK	32.174
20	66 T. SYKES	33.603
21	32 L. SAVADORI	35.488

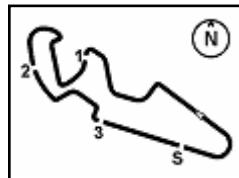
SEG. 3		
1	1 J. REA	21.383
2	7 C. DAVIES	21.485
3	81 J. TORRES	21.504
4	22 A. LOWES	21.519
5	60 M. VAN DER MARK	21.568
6	2 L. CAMIER	21.677
7	76 L. BAZ	21.681
8	99 P. JACOBSEN	21.689
9	5 V. LEONOV	21.714
10	12 X. FORES	21.716
11	40 R. RAMOS	21.719
12	33 M. MELANDRI	21.729
13	54 T. RAZGATLIOGLU	21.854
14	36 L. MERCADO	21.892
15	34 D. GIUGLIANO	21.900
16	21 M. RINALDI	21.947
17	45 J. GAGNE	21.978
18	37 O. JEZEK	22.017
19	68 Y. HERNANDEZ	22.052
20	66 T. SYKES	22.985
21	32 L. SAVADORI	23.348

SEG. 4		
1	7 C. DAVIES	26.337
2	1 J. REA	26.387
3	21 M. RINALDI	26.421
4	54 T. RAZGATLIOGLU	26.447
5	60 M. VAN DER MARK	26.515
6	12 X. FORES	26.516
7	22 A. LOWES	26.551
8	33 M. MELANDRI	26.564
9	45 J. GAGNE	26.564
10	81 J. TORRES	26.574
11	99 P. JACOBSEN	26.591
12	34 D. GIUGLIANO	26.767
13	2 L. CAMIER	26.768
14	68 Y. HERNANDEZ	26.784
15	40 R. RAMOS	26.806
16	5 V. LEONOV	26.886
17	76 L. BAZ	26.953
18	36 L. MERCADO	26.971
19	37 O. JEZEK	27.101
20	66 T. SYKES	41.322

14/04/2018

These data/results cannot be reproduced, stored and/or transmitted in whole or in part by any manner of electronic, mechanical, photocopying, recording, broadcasting or otherwise now known or herein after developed without the previous express consent by the copyright owner, except for reproduction in daily press and regular printed publications on sale to the public within 60 days of the event related to those data/results and always provided that copyright symbol appears together as follows below.

© DORNA WSBK ORGANIZATION Srl 2018



MotorLand Aragon 5.077 m

Spanish Round, 13-14-15 April 2018

World Superbike - Ideal Times Free Practice 4th Session

No.	Rider	Nat	Bike	Seg. 1	Seg. 2	Seg. 3	Seg. 4	Ideal Time		
				Diff. 1	Diff. 2	Diff. 3	Diff. 4	Best Lap	Pos.	Diff.
1	1 J. REA	GBR	Kawasaki ZX-10RR	31.632	31.228 0.140	21.383	26.387	1'50.630 1'50.770	3	0.140
2	7 C. DAVIES	GBR	Ducati Panigale R	31.991 0.040	31.372	21.485 0.043	26.337	1'51.185 1'51.268	4	0.083
3	81 J. TORRES	ESP	MV Agusta 1000 F4	31.920	31.403	21.504 0.068	26.574 0.013	1'51.401 1'51.482	5	0.081
4	22 A. LOWES	GBR	Yamaha YZF R1	31.952 0.028	31.460	21.519	26.551	1'51.482 1'51.510	6	0.028
5	60 M. VAN DER MARK	NED	Yamaha YZF R1	32.029 0.108	31.391 0.109	21.568	26.515 0.012	1'51.503 1'51.732	7	0.229
6	2 L. CAMIER	GBR	Honda CBR1000RR	31.866 0.063	31.290	21.677 0.358	26.768	1'51.601 1'52.022	8	0.421
7	12 X. FORES	ESP	Ducati Panigale R	32.113	31.629 0.154	21.716 0.138	26.516	1'51.974 1'52.266	11	0.292
8	54 T. RAZGATLIOGLU	TUR	Kawasaki ZX-10RR	32.112	31.652	21.854 0.006	26.447 0.175	1'52.065 1'52.246	10	0.181
9	21 M. RINALDI	ITA	Ducati Panigale R	32.226	31.614	21.947	26.421	1'52.208 1'52.208	9	
10	33 M. MELANDRI	ITA	Ducati Panigale R	32.426 0.124	31.708	21.729	26.564	1'52.427 1'52.551	12	0.124
11	40 R. RAMOS	ESP	Kawasaki ZX-10RR	32.336 0.053	31.667 0.037	21.719 0.014	26.806	1'52.528 1'52.632	13	0.104
12	45 J. GAGNE	USA	Honda CBR1000RR	32.226	31.791 0.030	21.978 0.102	26.564 0.177	1'52.559 1'52.868	15	0.309
13	99 P. JACOBSEN	USA	Honda CBR1000RR	32.545	31.842	21.689	26.591	1'52.667 1'52.667	14	
14	76 L. BAZ	FRA	BMW S 1000 RR	32.334 0.049	31.887	21.681 0.085	26.953 0.057	1'52.855 1'53.046	17	0.191
15	34 D. GIUGLIANO	ITA	Aprilia RSV4 RF	32.327 0.095	31.916	21.900 0.086	26.767	1'52.910 1'53.091	18	0.181
16	5 V. LEONOV	RUS	Kawasaki ZX-10RR	32.489	31.934	21.714	26.886	1'53.023 1'53.023	16	
17	36 L. MERCADO	ARG	Kawasaki ZX-10RR	32.431	31.735 0.391	21.892	26.971 0.040	1'53.029 1'53.460	19	0.431
18	68 Y. HERNANDEZ	COL	Kawasaki ZX-10RR	32.572	31.884 0.331	22.052	26.784 0.074	1'53.292 1'53.697	20	0.405
19	37 O. JEZEK	CZE	Yamaha YZF R1	32.698	32.174 0.017	22.017 0.118	27.101	1'53.990 1'54.125	21	0.135
Overall Ideal Time				31.632	31.228	21.383	26.337	1'50.580		

14/04/2018

These data/results cannot be reproduced, stored and/or transmitted in whole or in part by any manner of electronic, mechanical, photocopying, recording, broadcasting or otherwise now known or herein after developed without the previous express consent by the copyright owner, except for reproduction in daily press and regular printed publications on sale to the public within 60 days of the event related to those data/results and always provided that copyright symbol appears together as follows below.

© DORNA WSBK ORGANIZATION Srl 2018

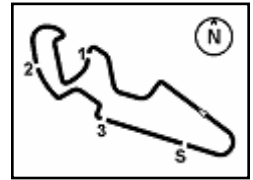
PIRELLI PERUGIA TIMING



Official Tyre Supplier



Official Timekeeper



1° 1 J. REA (1'50.770)							
Lap	Seg.1	Seg.2	Seg.3	Seg.4	Lap Time	km/h	Local Time
1		32.537	22.267	27.216		301,7	8:46'54.164
2	32.220	31.530	21.517	26.734	1'52.001	303,4	8:48'46.165
3	32.054	31.362	21.600	26.596	1'51.612	303,4	8:50'37.777
4	31.979	31.308	21.484	26.597	1'51.368	303,4	8:52'29.145
5	31.759	31.472	21.430	26.595	1'51.256	304,2	8:54'20.401
6	31.762	31.397	21.509	26.476	1'51.144	305,1	8:56'11.545
7	31.767	35.205	26.394	38.252	2'11.618CP	215,1	8:58'23.163
8	8'25.933	32.155	22.093	26.531	9'46.712P	307,7	9:08'09.875
9	32.270	31.945	21.814	26.569	1'52.598	304,2	9:10'02.473
10	31.752	31.228	21.408	26.399	1'50.787	306,8	9:11'53.260
11	31.632	31.368	21.383	26.387	1'50.770	306,8	9:13'44.030
12	31.718	31.334	24.275	27.147	1'54.474	305,9	9:15'38.504

6	11'43.251	33.108	21.931	26.604	13'04.894P	303,4	9:08'32.386
7	32.225	31.593	21.635	26.515	1'51.968	305,9	9:10'24.354
8	32.137	31.500	21.568	26.527	1'51.732	307,7	9:12'16.086
9	32.120	31.631	21.592	26.741	1'52.084	308,6	9:14'08.170
10	32.194	31.536	21.617	26.605	1'51.952	307,7	9:16'00.122

2° 7 C. DAVIES (1'51.268)							
Lap	Seg.1	Seg.2	Seg.3	Seg.4	Lap Time	km/h	Local Time
1		33.758	22.285	26.701		304,2	8:47'25.725
2	32.262	31.851	21.839	26.457	1'52.409	305,1	8:49'18.134
3	32.488	31.582	21.485	26.502	1'52.057	305,9	8:51'10.191
4	32.031	31.372	21.528	26.337	1'51.268	307,7	8:53'01.459
5	31.991	31.655	21.525	26.497	1'51.668	305,9	8:54'53.127
6	32.070	31.525			2'09.218CP	237,4	8:57'02.345
7	10'17.837	32.571	22.054	26.791	11'39.253P	303,4	9:08'41.598
8	32.323	31.669	21.668	26.493	1'52.153	305,1	9:10'33.751
9	32.061	31.725	21.496	26.601	1'51.883	306,8	9:12'25.634
10	32.300	31.946	21.734	26.496	1'52.476	307,7	9:14'18.110
11	32.279	31.678	21.610	26.562	1'52.129	307,7	9:16'10.239

6° 2 L. CAMIER (1'52.022)							
Lap	Seg.1	Seg.2	Seg.3	Seg.4	Lap Time	km/h	Local Time
1		34.138	22.949	27.285		302,5	8:47'16.485
2	32.783	31.763	22.473	32.792	1'59.811P	301,7	8:49'16.296
3	4'10.903	32.517	22.182	26.928	5'32.530P	301,7	8:54'48.826
4	32.286	31.550	21.677	26.817	1'52.330	300,8	8:56'41.156
5	34.171	32.946	22.508	34.634	2'04.259CP	301,7	8:58'45.415
6	8'14.968	32.129	22.555	28.048	9'37.700P	295,9	9:08'23.115
7	31.929	31.290	22.035	26.768	1'52.022	309,5	9:10'15.137
8	31.866	31.290	21.700	45.402	2'10.258P	305,9	9:12'25.395

3° 81 J. TORRES (1'51.482)							
Lap	Seg.1	Seg.2	Seg.3	Seg.4	Lap Time	km/h	Local Time
1		33.407	22.735	27.211		301,7	8:47'29.305
2	33.048	32.115	21.940	26.663	1'53.766	304,2	8:49'23.071
3	33.131	31.965	22.104	26.714	1'53.914	300,8	8:51'16.985
4	32.315	31.781	21.736	26.798	1'52.630	300,0	8:53'09.615
5	32.192	31.808	21.783	26.658	1'52.441	301,7	8:55'02.056
6	32.316	31.822	21.938	26.830	1'52.906C	302,5	8:56'54.962
7	37.005	33.945	23.583	33.982	2'08.515CP	288,8	8:59'03.477
8	7'30.788	33.118	22.072	26.869	8'52.847P	302,5	9:07'56.324
9	32.481	31.455	21.512	26.574	1'52.022	301,7	9:09'48.346
10	32.217	31.473	21.504	26.575	1'51.769	301,7	9:11'40.115
11	32.032	31.500	21.527	26.582	1'51.641	300,8	9:13'31.756
12	31.920	31.403	21.572	26.587	1'51.482	303,4	9:15'23.238

7° 21 M. RINALDI (1'52.208)							
Lap	Seg.1	Seg.2	Seg.3	Seg.4	Lap Time	km/h	Local Time
1		36.294	23.295	26.823		308,6	8:47'42.444
2	32.909	32.198	22.315	26.638	1'54.060	307,7	8:49'36.504
3	32.507	31.820	22.113	26.634	1'53.074	305,9	8:51'29.578
4	32.344	31.706	21.962	26.571	1'52.583	305,1	8:53'22.161
5	34.034	33.918	22.595	33.668	2'04.215P	300,8	8:55'26.376
6	11'20.400	33.289	22.497	26.969	12'43.155P	301,7	9:08'09.531
7	32.458	31.847	22.254	26.553	1'53.112	309,5	9:10'02.643
8	32.226	31.614	21.947	26.421	1'52.208	307,7	9:11'54.851
9	32.381	31.692	22.174	26.623	1'52.870	304,2	9:13'47.721
10	33.200	34.003	23.187	34.394	2'04.784P	305,1	9:15'52.505

4° 22 A. LOWES (1'51.510)							
Lap	Seg.1	Seg.2	Seg.3	Seg.4	Lap Time	km/h	Local Time
1		36.060	23.072	27.036		305,9	8:47'44.841
2	33.039	31.928	21.928	26.823	1'53.718	307,7	8:49'38.559
3	32.591	31.875	21.737	26.708	1'52.911	305,9	8:51'31.470
4	32.226	31.714	21.969	26.729	1'52.638	307,7	8:53'24.108
5	33.217	32.664	22.388	34.785	2'03.054P	300,0	8:55'27.162
6	11'54.520	32.856	22.489	27.195	13'17.060P	300,8	9:08'44.222
7	32.417	31.464	21.620	26.624	1'52.125	305,9	9:10'36.347
8	31.952	31.531	21.601	26.566	1'51.650	306,8	9:12'27.997
9	31.980	31.460	21.519	26.551	1'51.510	308,6	9:14'19.507
10	31.994	31.610	21.756	26.622	1'51.982	308,6	9:16'11.489

8° 54 T. RAZGATLIOGLU (1'52.246)							
Lap	Seg.1	Seg.2	Seg.3	Seg.4	Lap Time	km/h	Local Time
1		33.574	23.293	27.557		300,0	8:48'57.037
2	34.420	32.753	22.669	26.914	1'56.756	303,4	8:50'53.793
3	32.720	31.956	22.041	26.825	1'53.542	305,1	8:52'47.335
4	33.332	33.415	22.413	33.508	2'02.668P	299,2	8:54'50.003
5	12'05.780	34.095	22.629	26.447	13'28.951P	304,2	9:08'18.954
6	32.613	32.997	23.231	27.715	1'56.556	292,7	9:10'15.510
7	32.364	31.684	21.873	26.485	1'52.406	305,1	9:12'07.916
8	32.112	31.652	21.860	26.622	1'52.246	303,4	9:14'00.162
9	32.331	31.758	21.854	26.711	1'52.654	303,4	9:15'52.816

5° 60 M. VAN DER MARK (1'51.732)							
Lap	Seg.1	Seg.2	Seg.3	Seg.4	Lap Time	km/h	Local Time
1		34.683	22.985	26.677		304,2	8:47'41.955
2	32.400	31.391	21.607	26.562	1'51.960	305,9	8:49'33.915
3	32.207	31.611	21.707	26.555	1'52.080	303,4	8:51'25.995
4	32.029	31.537	21.747	26.641	1'51.954	303,4	8:53'17.949
5	32.177	31.525	25.405	40.436	2'09.543P	186,2	8:55'27.492

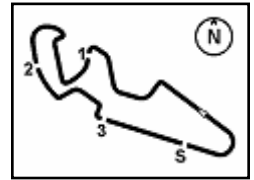
9° 12 X. FORES (1'52.266)							
Lap	Seg.1	Seg.2	Seg.3	Seg.4	Lap Time	km/h	Local Time
1		33.228	22.912	27.041		307,7	8:47'27.313
2	32.808	31.748	21.973	26.617	1'53.146	306,8	8:49'20.459
3	32.384	31.679	21.785	26.678	1'52.526	305,1	8:51'12.985
4	32.256	31.958	21.809	34.486	2'20.509P	306,8	8:53'33.494
5	13'32.566	33.946	22.404	26.905	14'55.821P	304,2	9:08'29.315
6	32.336	31.708	21.922	26.616	1'52.582	305,9	9:10'21.897
7	32.242	31.629	21.716	31.116	1'56.703	306,8	9:12'18.600
8	33.139	31.792	21.970	26.600	1'53.501	305,1	9:14'12.101
9	32.113	31.783	21.854	26.516	1'52.266	305,9	9:16'04.367

10° 33 M. MELANDRI (1'52.551)							
Lap	Seg.1	Seg.2	Seg.3	Seg.4	Lap Time	km/h	Local Time
1		33.965	23.936	30.435		290,3	8:47'52.087
2	33.147	32.524	22.030	26.766	1'54.467	305,9	8:49'46.554
3	32.537	31.794	21.810	26.702	1'52.843	306,8	8:51'39.397
4	32.550	31.708	21.729	26.564	1'52.551	308,6	8:53'31.948
5	32.515	32.831	22.640	33.180	2'01.166P	307,7	8:55'33.114
6	11'21.728	33.499	22.611	27.018	12'44.856P	305,1	9:08'17.970
7	33.453	33.918	22.825	26.863	1'57.059	306,8	9:10'15.029
8	32.599	31.878	22.198	27.260	1'53.935	310,3	9:12'08.964

14/04/2018 P = Pits In/Out - C = Lap Time Cancelled

These data/results cannot be reproduced, stored and/or transmitted in whole or in part by any manner of electronic, mechanical, photocopying, recording, broadcasting or otherwise now known or herein after developed without the previous express consent by the copyright owner, except for reproduction in daily press and regular printed publications on sale to the public within 60 days of the event related to those data/results and always provided that copyright symbol appears together as follows below.

© DORNA WSBK ORGANIZATION Srl 2018



Spanish Round, 13-14-15 April 2018 World Superbike - Chronological Analysis Free Practice 4th Session

11° 40 R. RAMOS (1'52.632)							
Lap	Seg.1	Seg.2	Seg.3	Seg.4	Lap Time	km/h	Local Time
1		33.307	22.383	27.424		295,9	8:47'03.039
2	33.201	32.378	22.185	26.890	1'54.654	300,0	8:48'57.693
3	32.752	32.152	22.604	27.101	1'54.609	297,5	8:50'52.302
4	32.601	32.112	22.842	33.851	2'01.406P	294,3	8:52'53.708
5	3'45.530	33.476	23.459	35.428	5'17.893CP	292,7	8:58'11.601
6	8'44.836	32.381	22.307	26.941	10'06.465P	302,5	9:08'18.066
7	32.763	31.759	21.804	26.836	1'53.162	299,2	9:10'11.228
8	32.389	31.704	21.733	26.806	1'52.632	299,2	9:12'03.860
9	32.336	31.667	21.734	26.989	1'52.726	298,3	9:13'56.586
10	32.358	32.068	21.719	27.086	1'53.231	297,5	9:15'49.817

12° 99 P. JACOBSEN (1'52.667)							
Lap	Seg.1	Seg.2	Seg.3	Seg.4	Lap Time	km/h	Local Time
1		34.632	23.855	27.439		305,9	8:47'37.341
2	33.418	32.591	22.594	27.031	1'55.634	306,8	8:49'32.975
3	33.097	32.610	22.041	26.904	1'54.652	308,6	8:51'27.627
4	32.708	32.357	22.063	27.079	1'54.207	307,7	8:53'21.834
5	34.016	38.045	22.925	34.207	2'09.193P	306,8	8:55'31.027
6	11'04.882	33.166	22.635	26.913	12'27.596P	307,7	9:07'58.623
7	32.545	31.842	21.689	26.591	1'52.667	309,5	9:09'51.290
8	32.857	32.629	22.238	26.917	1'54.641	307,7	9:11'45.931
9	32.779	38.209	22.150	30.190	2'03.328	285,7	9:13'49.259
10	32.653	32.488	22.039	26.935	1'54.115	308,6	9:15'43.374

13° 45 J. GAGNE (1'52.868)							
Lap	Seg.1	Seg.2	Seg.3	Seg.4	Lap Time	km/h	Local Time
1		33.289	22.728	27.007		303,4	8:46'57.932
2	32.784	31.791	22.073	26.789	1'53.437	306,8	8:48'51.369
3	32.630	32.065	21.978	26.910	1'53.583	304,2	8:50'44.952
4	32.535	31.853	23.049	27.049	1'54.486	301,7	8:52'39.438
5	32.636	32.184	22.080	27.014	1'53.914	304,2	8:54'33.352
6	32.927	36.103	26.229	35.641	2'10.900C	181,8	8:56'44.252
7	34.892	33.113	22.428	34.239	2'04.672CP	300,0	8:58'48.924
8	9'56.627	33.994	23.597	32.978	11'27.196P	239,5	9:10'16.120
9	32.751	32.099	22.192	26.564	1'53.606	311,2	9:12'09.726
10	32.226	31.821	22.080	26.741	1'52.868	306,8	9:14'02.594
11	32.504	31.887	22.040	26.789	1'53.220	306,8	9:15'55.814

14° 5 V. LEONOV (1'53.023)							
Lap	Seg.1	Seg.2	Seg.3	Seg.4	Lap Time	km/h	Local Time
1		34.102	25.557	27.601		293,5	8:47'11.828
2	33.336	32.888	22.400	27.271	1'55.895	295,1	8:49'07.723
3	32.936	32.177	26.527	27.340	1'58.980	294,3	8:51'06.703
4	32.950	32.142	22.348	27.318	1'54.758	292,7	8:53'01.461
5	32.744	31.957	21.889	27.059	1'53.649	295,9	8:54'55.110
6	32.744	32.179	22.256	35.850	2'03.029CP	293,5	8:56'58.139
7	10'04.559	33.042	22.037	27.199	11'26.837P	294,3	9:08'24.976
8	32.489	31.934	21.714	26.886	1'53.023	296,7	9:10'17.999
9	32.618	31.939	23.645	32.560	2'00.762	279,1	9:12'18.761
10	33.465	32.178	21.939	26.967	1'54.549	297,5	9:14'13.310
11	32.550	32.039	21.814	27.055	1'53.458	296,7	9:16'06.768

15° 76 L. BAZ (1'53.046)							
Lap	Seg.1	Seg.2	Seg.3	Seg.4	Lap Time	km/h	Local Time
1		32.907	22.162	27.077		298,3	8:46'55.152
2	32.657	31.923	21.844	27.136	1'53.560	299,2	8:48'48.712
3	32.522	31.964	21.885	27.245	1'53.616	295,9	8:50'42.328
4	32.491	32.014	24.914	28.662	1'58.081	292,7	8:52'40.409
5	32.334	32.062	21.997	27.928	1'54.321	294,3	8:54'34.730
6	32.480	31.988	21.805	27.329	1'53.602	297,5	8:56'28.332

7	36.213	35.146	23.545	35.707	2'10.611CP	291,1	8:58'38.943
8	7'53.994	33.084	22.739	27.544	9'17.361P	295,9	9:07'56.304
9	32.814	31.908	21.681	26.953	1'53.356	299,2	9:09'49.660
10	32.502	33.146	24.965	27.046	1'57.659	300,0	9:11'47.319
11	32.360	32.176	21.778	27.097	1'53.411	297,5	9:13'40.730
12	32.383	31.887	21.766	27.010	1'53.046	298,3	9:15'33.776

16° 34 D. GIUGLIANO (1'53.091)							
Lap	Seg.1	Seg.2	Seg.3	Seg.4	Lap Time	km/h	Local Time
1		33.104	22.636	26.956		305,1	8:46'56.556
2	32.724	32.243	22.033	26.965	1'53.965	305,1	8:48'50.521
3	32.555	38.433	30.343	27.553	2'08.884	302,5	8:50'59.405
4	32.845	32.052	21.932	26.868	1'53.697	304,2	8:52'53.102
5	32.394	31.982	21.933	26.809	1'53.118	306,8	8:54'46.220
6	38.117	33.474	22.047	27.124	2'00.762C	304,2	8:56'46.982
7	39.911	36.783	24.994	37.909	2'19.597CP	238,4	8:59'06.579
8	9'06.050	33.487	22.231	27.028	10'28.796P	303,4	9:09'35.375
9	32.394	32.040	21.900	26.767	1'53.101	305,1	9:11'28.476
10	32.422	31.916	21.986	26.767	1'53.091	304,2	9:13'21.567
11	32.327	32.026	21.959	26.858	1'53.170	303,4	9:15'14.737

17° 36 L. MERCADO (1'53.460)							
Lap	Seg.1	Seg.2	Seg.3	Seg.4	Lap Time	km/h	Local Time
1		35.587	23.667	27.500		300,0	8:47'17.342
2	32.892	31.991	21.919	26.971	1'53.773	302,5	8:49'11.115
3	32.431	32.126	21.892	27.011	1'53.460	300,8	8:51'04.575
4	32.558	31.913	30.363	30.977	2'05.811	235,3	8:53'10.386
5	32.524	31.735	22.924	33.628	2'00.811P	300,0	8:55'11.197
6	11'59.438	33.626	21.975	42.531	13'37.570P	191,8	9:08'48.767
7	5'11.646	32.297	21.919	27.058	6'32.920P	298,3	9:15'21.687

18° 68 Y. HERNANDEZ (1'53.697)							
Lap	Seg.1	Seg.2	Seg.3	Seg.4	Lap Time	km/h	Local Time
1		34.593	23.748	27.611		299,2	8:47'05.612
2	33.365	32.503	22.462	27.334	1'55.664	301,7	8:49'01.276
3	33.691	32.343	22.297	27.216	1'55.547	300,8	8:50'56.823
4	32.931	32.240	22.105	27.141	1'54.417	300,0	8:52'51.240
5	32.896	32.284	22.054	27.395	1'54.629	298,3	8:54'45.869
6	32.800	35.054	22.355	34.321	2'04.530CP	299,2	8:56'50.399
7	9'57.087	33.002	22.648	27.055	11'19.792P	303,4	9:08'10.191
8	32.583	31.884	25.333	32.906	2'02.706	288,8	9:10'12.897
9	32.572	32.215	22.052	26.858	1'53.697	300,0	9:12'06.594
10	32.691	32.059	22.440	26.784	1'53.974	304,2	9:14'00.568
11	32.651	32.019	22.189	26.991	1'53.850	301,7	9:15'54.418

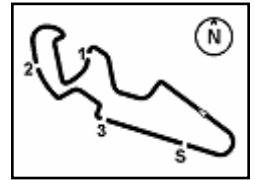
19° 37 O. JEZEK (1'54.125)							
Lap	Seg.1	Seg.2	Seg.3	Seg.4	Lap Time	km/h	Local Time
1		35.093	23.040	27.734		280,5	8:47'27.665
2	33.526	32.328	22.122	27.253	1'55.229	298,3	8:49'22.894
3	33.144	32.649	22.192	27.169	1'55.154	296,7	8:51'18.048
4	33.062	32.278	22.060	27.241	1'54.641	294,3	8:53'12.689
5	35.269	34.487	23.083	34.326	2'07.165P	275,5	8:55'19.854
6	11'36.514	33.293	23.308	27.468	13'00.583P	296,7	9:08'20.437
7	32.946	32.174	23.159	27.200	1'55.479	300,0	9:10'15.916
8	32.698	32.191	22.135	27.101	1'54.125	299,2	9:12'10.041
9	32.959	32.378	22.017	27.283	1'54.637	297,5	9:14'04.678
10	33.017	32.298	22.069	27.257	1'54.641	295,1	9:15'59.319

20° 32 L. SAVADORI							
Lap	Seg.1	Seg.2	Seg.3	Seg.4	Lap Time	km/h	Local Time
1		36.316	23.650	34.774		299,2	8:47'26.418
2	6'31.826	35.488	23.348	34.073	8'04.735P	300,8	8:55'31.153

14/04/2018 P = Pits In/Out - C = Lap Time Cancelled

These data/results cannot be reproduced, stored and/or transmitted in whole or in part by any manner of electronic, mechanical, photocopying, recording, broadcasting or otherwise now known or herein after developed without the previous express consent by the copyright owner, except for reproduction in daily press and regular printed publications on sale to the public within 60 days of the event related to those data/results and always provided that copyright symbol appears together as follows below.

© DORNA WSBK ORGANIZATION Srl 2018



Spanish Round, 13-14-15 April 2018

World Superbike - Chronological Analysis Free Practice 4th Session

21° 66 T. SYKES							
Lap	Seg.1	Seg.2	Seg.3	Seg.4	Lap Time	km/h	Local Time
1		33.603	22.985	41.322		257,8	8:47'57.228
2					11'14.341CP		8:59'11.569

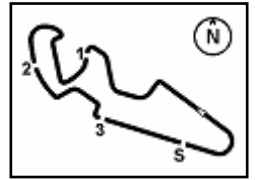
14/04/2018

P = Pits In/Out - C = Lap Time Cancelled

These data/results cannot be reproduced, stored and/or transmitted in whole or in part by any manner of electronic, mechanical, photocopying, recording, broadcasting or otherwise now known or herein after developed without the previous express consent by the copyright owner, except for reproduction in daily press and regular printed publications on sale to the public within 60 days of the event related to those data/results and always provided that copyright symbol appears together as follows below.

© DORNA WSBK ORGANIZATION Srl 2018

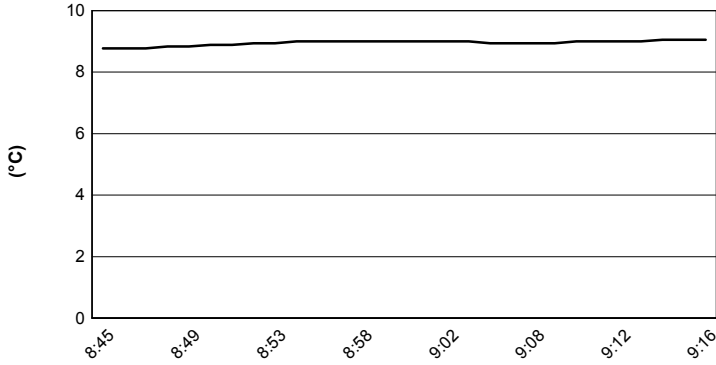




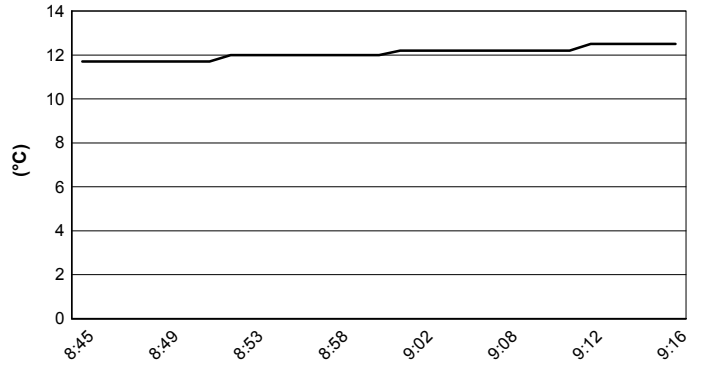
MotorLand Aragon 5.077 m

Spanish Round, 13-14-15 April 2018
World Superbike - Weather Report Free Practice 4th Session
 Session started 08:45 - Session ended 9:16

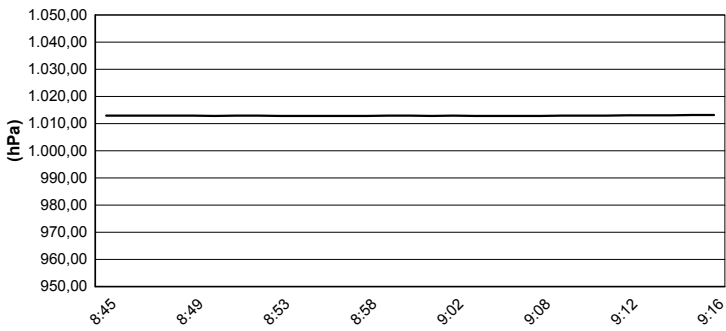
Air Temperature



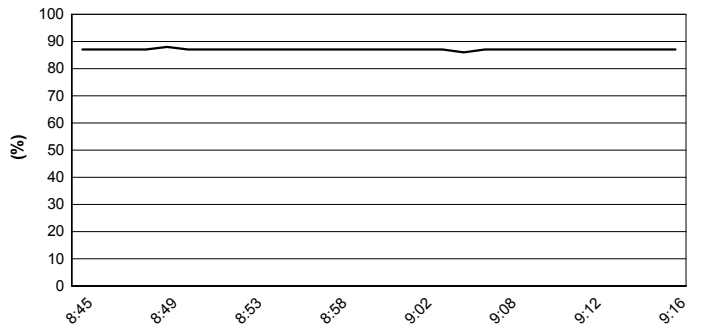
Track Temperature



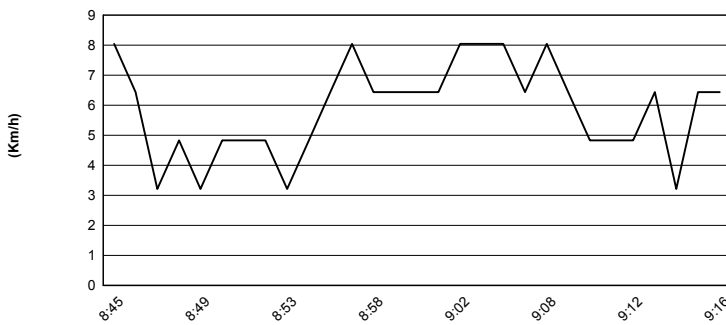
Air Pressure



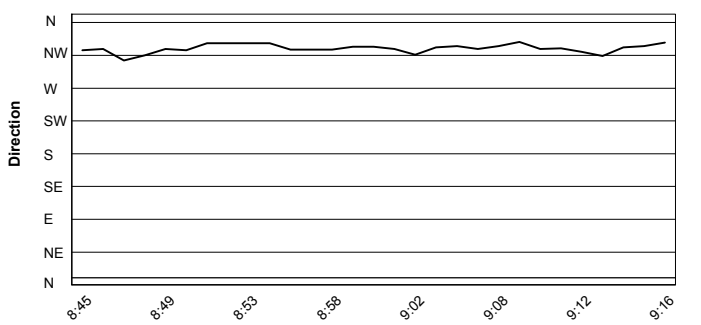
Humidity



Wind Speed



Wind Direction



14/04/2018

These data/results cannot be reproduced, stored and/or transmitted in whole or in part by any manner of electronic, mechanical, photocopying, recording, broadcasting or otherwise now known or herein after developed without the previous express consent by the copyright owner, except for reproduction in daily press and regular printed publications on sale to the public within 60 days of the event related to those data/results and always provided that copyright symbol appears together as follows below.

© DORNA WSBK ORGANIZATION Srl 2018