

Spanish Round, 13-14-15 April 2018

World Superbike - Free Practices & Superpole Combined Results

No.	Rider	Nat	Team	Bike	Class	FPs	LL	Superpole	Gap	Time	Avg
1	33 M. MELANDRI	ITA	Aruba.it Racing - Ducati	Ducati Panigale R		1'50.652	31	1'49.543		1'49.543	166,850
2	1 J. REA	GBR	Kawasaki Racing Team WorldSBK	Kawasaki ZX-10RR		1'50.691	27	1'49.574	0.031	1'49.574	166,802
3	66 T. SYKES	GBR	Kawasaki Racing Team WorldSBK	Kawasaki ZX-10RR		1'50.849	32	1'49.644	0.101	1'49.644	166,696
4	12 X. FORES	ESP	Barni Racing Team	Ducati Panigale R	IND	1'51.705	28	1'49.667	0.124	1'49.667	166,661
5	22 A. LOWES	GBR	Pata Yamaha Official WorldSBK Team	Yamaha YZF R1		1'51.347	28	1'49.853	0.310	1'49.853	166,379
6	60 M. VAN DER MARK	NED	Pata Yamaha Official WorldSBK Team	Yamaha YZF R1		1'51.347	34	1'49.863	0.320	1'49.863	166,364
7	81 J. TORRES	ESP	MV Agusta Reparto Corse	MV Agusta 1000 F4		1'51.212	31	1'50.055	0.512	1'50.055	166,073
8	21 M. RINALDI	ITA	Aruba.it Racing - Junior Team	Ducati Panigale R	IND	1'51.954	34	1'50.197	0.654	1'50.197	165,859
9	2 L. CAMIER	GBR	Red Bull Honda World Superbike Team	Honda CBR1000RR		1'51.818	27	1'50.607	1.064	1'50.607	165,245
10	32 L. SAVADORI	ITA	Milwaukee Aprilia	Aprilia RSV4 RF		1'51.811	31	1'50.809	1.266	1'50.809	164,943
11	7 C. DAVIES	GBR	Aruba.it Racing - Ducati	Ducati Panigale R		1'51.125	27	1'51.065	1.522	1'51.065	164,563
12	5 V. LEONOV	RUS	SPB Racing Team	Kawasaki ZX-10RR	IND	1'52.978	31	1'53.033	3.490	1'53.033	161,698
13	45 J. GAGNE	USA	Red Bull Honda World Superbike Team	Honda CBR1000RR		1'52.778	30	1'51.609		1'51.609	163,761
14	34 D. GIUGLIANO	ITA	Milwaukee Aprilia	Aprilia RSV4 RF		1'52.535	30	1'51.632	0.023	1'51.632	163,727
15	36 L. MERCADO	ARG	Orelac Racing VerdNatura	Kawasaki ZX-10RR	IND	1'53.229	31	1'51.718	0.109	1'51.718	163,601
16	54 T. RAZGATLIOGLU	TUR	Kawasaki Puccetti Racing	Kawasaki ZX-10RR	IND	1'53.141	24	1'51.777	0.168	1'51.777	163,515
17	99 P. JACOBSEN	USA	TripleM Honda World Superbike Team	Honda CBR1000RR	IND	1'53.349	31	1'51.832	0.223	1'51.832	163,434
18	40 R. RAMOS	ESP	Team GoEleven Kawasaki	Kawasaki ZX-10RR	IND	1'52.897	31	1'51.845	0.236	1'51.845	163,415
19	76 L. BAZ	FRA	GULF ALTHEA BMW Racing Team	BMW S 1000 RR		1'52.678	39	1'51.867	0.258	1'51.867	163,383
20	68 Y. HERNANDEZ	COL	Team Pedercini Racing	Kawasaki ZX-10RR	IND	1'53.466	29	1'51.961	0.352	1'51.961	163,246
21	37 O. JEZEK	CZE	Guandalini Racing	Yamaha YZF R1	IND	1'54.459	26	1'53.349	1.740	1'53.349	161,247

14/04/2018

The results are provisional until the end of the time limit for protests and appeals and the completion of the technical checks.

These data/results cannot be reproduced, stored and/or transmitted in whole or in part by any manner of electronic, mechanical, photocopying, recording, broadcasting or otherwise now known or herein after developed without the previous express consent by the copyright owner, except for reproduction in daily press and regular printed publications on sale to the public within 60 days of the event related to those data/results and always provided that copyright symbol appears together as follows below.

© DORNA WSBK ORGANIZATION Srl 2018

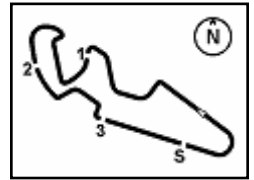
FIKX PERUGIA TIMING



Official Tyre Supplier



Official Timekeeper



MotorLand Aragon 5.077 m

Spanish Round, 13-14-15 April 2018

World Superbike - Starting Grid - Race 1

18 Laps x 5,077 km = 91,386 km

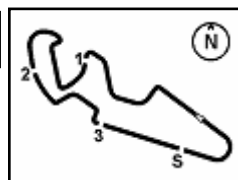


Rank	Number	Name	Team	Time	SP
1	33	MELANDRI M.	Ducati	1'49.543	SP2
2	12	FORES X.	Ducati	1'49.667	SP2
3	81	TORRES J.	MV Agusta	1'50.055	SP2
4	32	SAVADORI L.	Aprilia	1'50.809	SP2
5	45	GAGNE J.	Honda	1'51.609	SP1
6	54	RAZGATLIOGLU T.	Kawasaki	1'51.777	SP1
7	76	BAZ L.	BMW	1'51.867	SP1
8	21	RINALDI M.	Ducati	1'50.197	SP2
9	2	CAMIER L.	Honda	1'50.607	SP2
10	7	DAVIES C.	Ducati	1'51.065	SP2
11	34	GIUGLIANO D.	Aprilia	1'51.632	SP1
12	5	LEONOV V.	Kawasaki	1'53.033	SP2
13	99	JACOBSEN P.	Honda	1'51.832	SP1
14	66	SYKES T.	Kawasaki	1'49.644	SP2
15	36	MERCADO L.	Kawasaki	1'51.718	SP1
16	40	RAMOS R.	Kawasaki	1'51.845	SP1
17	22	LOWES A.	Yamaha	1'49.853	SP2
18	1	REA J.	Kawasaki	1'49.574	SP2
19	60	VAN DER MARK M.	Yamaha	1'49.863	SP2
20	68	HERNANDEZ Y.	Kawasaki	1'51.961	SP1
21	37	JEZEK O.	Yamaha	1'53.349	SP1

14/04/2018 Jury President

..... Race Director





MotorLand Aragon 5.077 m

1 / 2

Spanish Round, 13-14-15 April 2018

World Superbike - Results Superpole 2

No.	Rider	Nat	Team	Bike	Class	Time	Gap	Rel.	Laps	Speed	
										Avg	Max
1	33 M. MELANDRI	ITA	Aruba.it Racing - Ducati	Ducati Panigale R		1'49.543			6	166,850	309,5
2	1 J. REA	GBR	Kawasaki Racing Team WorldSBK	Kawasaki ZX-10RR		1'49.574	0.031	0.031	5	166,802	306,8
3	66 T. SYKES	GBR	Kawasaki Racing Team WorldSBK	Kawasaki ZX-10RR		1'49.644	0.101	0.070	5	166,696	301,7
4	12 X. FORES	ESP	Barni Racing Team	Ducati Panigale R	IND	1'49.667	0.124	0.023	6	166,661	308,6
5	22 A. LOWES	GBR	Pata Yamaha Official WorldSBK Team	Yamaha YZF R1		1'49.853	0.310	0.186	6	166,379	306,8
6	60 M. VAN DER MARK	NED	Pata Yamaha Official WorldSBK Team	Yamaha YZF R1		1'49.863	0.320	0.010	6	166,364	309,5
7	81 J. TORRES	ESP	MV Agusta Reparto Corse	MV Agusta 1000 F4		1'50.055	0.512	0.192	6	166,073	303,4
8	21 M. RINALDI	ITA	Aruba.it Racing - Junior Team	Ducati Panigale R	IND	1'50.197	0.654	0.142	6	165,859	305,9
9	2 L. CAMIER	GBR	Red Bull Honda World Superbike Team	Honda CBR1000RR		1'50.607	1.064	0.410	6	165,245	305,9
10	32 L. SAVADORI	ITA	Milwaukee Aprilia	Aprilia RSV4 RF		1'50.809	1.266	0.202	4	164,943	305,9
11	7 C. DAVIES	GBR	Aruba.it Racing - Ducati	Ducati Panigale R		1'51.065	1.522	0.256	3	164,563	306,8
12	5 V. LEONOV	RUS	SPB Racing Team	Kawasaki ZX-10RR	IND	1'53.033	3.490	1.968	3	161,698	293,5

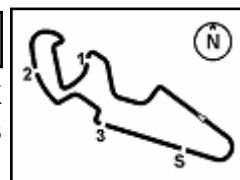
Records	Pole (SP2)	2017	C.Davies	1'49.319	167,190	Km/h
	Race (RC1)	2016	C.Davies	1'50.421	165,520	Km/h
	Circuit (SP2)	2017	C.Davies	1'49.319	167,190	Km/h

Start 14/04/2018 10:55
End 11:12

The results are provisional until the end of the time limit for protests and appeals and the completion of the technical checks.

These data/results cannot be reproduced, stored and/or transmitted in whole or in part by any manner of electronic, mechanical, photocopying, recording, broadcasting or otherwise now known or herein after developed without the previous express consent by the copyright owner, except for reproduction in daily press and regular printed publications on sale to the public within 60 days of the event related to those data/results and always provided that copyright symbol appears together as follows below.

© DORNA WSBK ORGANIZATION Srl 2018



Spanish Round, 13-14-15 April 2018

World Superbike - Results Superpole 2

Session Highlights

Local Time	No. Rider	Description
10.55.00		Start
11.06.46	7 C. DAVIES	Crashed - Turn 2
11.08.09	32 L. SAVADORI	Crashed - Turn 2
11.09.24	5 V. LEONOV	Crashed - Turn 2
11.12.15		End Of Session

Fastest Laps Sequence

No.	Rider	Nat	Team	Bike	Local Time	Time	Gap	Avg
1	J. REA	GBR	Kawasaki Racing Team WorldSBK	Kawasaki ZX-10RR	10:58'40.619	1'50.075		166,043
81	J. TORRES	ESP	MV Agusta Reparto Corse	MV Agusta 1000 F4	11:08'29.344	1'50.055	-0.020	166,073
1	J. REA	GBR	Kawasaki Racing Team WorldSBK	Kawasaki ZX-10RR	11:09'31.547	1'49.574	-0.481	166,802
33	M. MELANDRI	ITA	Aruba.it Racing - Ducati	Ducati Panigale R	11:09'37.096	1'49.543	-0.031	166,850

14/04/2018 Start End The results are provisional until the end of the time limit for protests and appeals
10:55 11:12 and the completion of the technical checks.

These data/results cannot be reproduced, stored and/or transmitted in whole or in part by any manner of electronic, mechanical, photocopying, recording, broadcasting or otherwise now known or herein after developed without the previous express consent by the copyright owner, except for reproduction in daily press and regular printed publications on sale to the public within 60 days of the event related to those data/results and always provided that copyright symbol appears together as follows below.

© DORNA WSBK ORGANIZATION Srl 2018

Spanish Round, 13-14-15 April 2018

World Superbike - Best Sectors & Speed Superpole 2

MotorLand Aragon 5.077 m

BEST LAP			
1	33 M. MELANDRI	Ducati Panigale R	1'49.543
2	1 J. REA	Kawasaki ZX-10RR	1'49.574
3	66 T. SYKES	Kawasaki ZX-10RR	1'49.644
4	12 X. FORES	Ducati Panigale R	1'49.667
5	22 A. LOWES	Yamaha YZF R1	1'49.853
6	60 M. VAN DER MARK	Yamaha YZF R1	1'49.863
7	81 J. TORRES	MV Agusta 1000 F4	1'50.055
8	21 M. RINALDI	Ducati Panigale R	1'50.197
9	2 L. CAMIER	Honda CBR1000RR	1'50.607
10	32 L. SAVADORI	Aprilia RSV4 RF	1'50.809
11	7 C. DAVIES	Ducati Panigale R	1'51.065
12	5 V. LEONOV	Kawasaki ZX-10RR	1'53.033

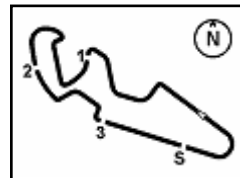
SPEED			
1	33 M. MELANDRI	Ducati Panigale R	309,5
2	60 M. VAN DER MARK	Yamaha YZF R1	309,5
3	12 X. FORES	Ducati Panigale R	308,6
4	22 A. LOWES	Yamaha YZF R1	306,8
5	7 C. DAVIES	Ducati Panigale R	306,8
6	1 J. REA	Kawasaki ZX-10RR	306,8
7	21 M. RINALDI	Ducati Panigale R	305,9
8	32 L. SAVADORI	Aprilia RSV4 RF	305,9
9	2 L. CAMIER	Honda CBR1000RR	305,9
10	81 J. TORRES	MV Agusta 1000 F4	303,4
11	66 T. SYKES	Kawasaki ZX-10RR	301,7
12	5 V. LEONOV	Kawasaki ZX-10RR	293,5

SEG. 1		SEG. 2		SEG. 3		SEG. 4		
1	1 J. REA	31.381	1	66 T. SYKES	30.781	1	12 X. FORES	25.901
2	21 M. RINALDI	31.420	2	1 J. REA	30.798	2	60 M. VAN DER MARK	25.978
3	81 J. TORRES	31.457	3	33 M. MELANDRI	30.829	3	33 M. MELANDRI	26.028
4	60 M. VAN DER MARK	31.502	4	81 J. TORRES	30.863	4	21 M. RINALDI	26.121
5	66 T. SYKES	31.517	5	22 A. LOWES	30.866	5	1 J. REA	26.143
6	33 M. MELANDRI	31.525	6	12 X. FORES	30.880	6	22 A. LOWES	26.205
7	22 A. LOWES	31.526	7	21 M. RINALDI	30.971	7	81 J. TORRES	26.223
8	12 X. FORES	31.558	8	2 L. CAMIER	31.042	8	32 L. SAVADORI	26.314
9	2 L. CAMIER	31.633	9	60 M. VAN DER MARK	31.073	9	66 T. SYKES	26.347
10	32 L. SAVADORI	31.871	10	7 C. DAVIES	31.162	10	2 L. CAMIER	26.403
11	7 C. DAVIES	31.878	11	32 L. SAVADORI	31.168	11	7 C. DAVIES	26.420
12	5 V. LEONOV	32.321	12	5 V. LEONOV	31.713	12	5 V. LEONOV	26.784

14/04/2018

These data/results cannot be reproduced, stored and/or transmitted in whole or in part by any manner of electronic, mechanical, photocopying, recording, broadcasting or otherwise now known or herein after developed without the previous express consent by the copyright owner, except for reproduction in daily press and regular printed publications on sale to the public within 60 days of the event related to those data/results and always provided that copyright symbol appears together as follows below.

© DORNA WSBK ORGANIZATION Srl 2018



MotorLand Aragon 5.077 m

Spanish Round, 13-14-15 April 2018 World Superbike - Ideal Times Superpole 2

No.	Rider	Nat	Bike	Seg. 1	Seg. 2	Seg. 3	Seg. 4	Ideal Time		
				Diff. 1	Diff. 2	Diff. 3	Diff. 4	Best Lap	Pos.	Diff.
1	33 M. MELANDRI	ITA	Ducati Panigale R	31.525	30.829	21.161	26.028	1'49.543		
2	1 J. REA	GBR	Kawasaki ZX-10RR	31.381	30.798	21.241 0.011	26.143	1'49.563	1'49.543	2 0.011
3	66 T. SYKES	GBR	Kawasaki ZX-10RR	31.517	30.781	20.999	26.347	1'49.644	1'49.644	3
4	12 X. FORES	ESP	Ducati Panigale R	31.558	30.880	21.328	25.901	1'49.667	1'49.667	4
5	81 J. TORRES	ESP	MV Agusta 1000 F4	31.457 0.334	30.863	21.178	26.223	1'49.721	1'50.055	7 0.334
6	22 A. LOWES	GBR	Yamaha YZF R1	31.526	30.866	21.256	26.205	1'49.853	1'49.853	5
7	60 M. VAN DER MARK	NED	Yamaha YZF R1	31.502	31.073	21.310	25.978	1'49.863	1'49.863	6
8	21 M. RINALDI	ITA	Ducati Panigale R	31.420	30.971	21.626 0.059	26.121	1'50.138	1'50.197	8 0.059
9	2 L. CAMIER	GBR	Honda CBR1000RR	31.633 0.156	31.042	21.373	26.403	1'50.451	1'50.607	9 0.156
10	32 L. SAVADORI	ITA	Aprilia RSV4 RF	31.871 0.028	31.168 0.096	21.229	26.314 0.103	1'50.582	1'50.809	10 0.227
11	7 C. DAVIES	GBR	Ducati Panigale R	31.878 0.104	31.162	21.501	26.420	1'50.961	1'51.065	11 0.104
12	5 V. LEONOV	RUS	Kawasaki ZX-10RR	32.321	31.713	21.789 0.155	26.784 0.271	1'52.607	1'53.033	12 0.426
Overall Ideal Time				31.381	30.781	20.999	25.901	1'49.062		

14/04/2018
These data/results cannot be reproduced, stored and/or transmitted in whole or in part by any manner of electronic, mechanical, photocopying, recording, broadcasting or otherwise now known or herein after developed without the previous express consent by the copyright owner, except for reproduction in daily press and regular printed publications on sale to the public within 60 days of the event related to those data/results and always provided that copyright symbol appears together as follows below.
© DORNA WSBK ORGANIZATION Srl 2018

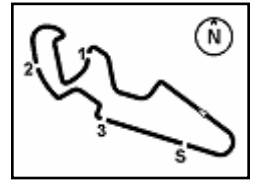
FICR PERUGIA TIMING



Official Tyre Supplier



Official Timekeeper



Spanish Round, 13-14-15 April 2018 World Superbike - Chronological Analysis Superpole 2

1° 33 M. MELANDRI (1'49.543)							
Lap	Seg.1	Seg.2	Seg.3	Seg.4	Lap Time	km/h	Local Time
1		35.592	22.629	26.248	309,5	10:57'36.672	
2	31.923	31.088	25.735	27.488	1'56.234	304,2	10:59'32.906
3	31.799	31.259	21.335	26.268	1'50.661	306,8	11:01'23.567
4	33.343	32.009	22.103	32.217	1'59.672P	307,7	11:03'23.239
5	3'02.665	32.917	22.153	26.579	4'24.314P	308,6	11:07'47.553
6	31.525	30.829	21.161	26.028	1'49.543	309,5	11:09'37.096
7	34.034	32.817	22.519	35.181	2'04.551P	257,8	11:11'41.647

2° 1 J. REA (1'49.574)							
Lap	Seg.1	Seg.2	Seg.3	Seg.4	Lap Time	km/h	Local Time
1		31.856	21.562	26.469		305,1	10:56'50.544
2	31.635	30.981	21.241	26.218	1'50.075	306,8	10:58'40.619
3	31.833	32.228	22.032	31.989	1'58.082P	305,9	11:00'38.701
4	5'42.544	32.233	21.994	26.501	7'03.272P	305,9	11:07'41.973
5	31.381	30.798	21.252	26.143	1'49.574	306,8	11:09'31.547
6	35.585	32.328	21.961	32.457	2'02.331P	305,9	11:11'33.878

3° 66 T. SYKES (1'49.644)							
Lap	Seg.1	Seg.2	Seg.3	Seg.4	Lap Time	km/h	Local Time
1		32.137	21.877	26.825		302,5	10:57'45.238
2	31.834	31.171	22.373	26.961	1'52.339	300,8	10:59'37.577
3	31.742	31.211	21.429	26.630	1'51.012	301,7	11:01'28.589
4	32.858	31.991	22.930	32.703	2'00.482P	299,2	11:03'29.071
5	4'36.302	31.647	21.701	26.372	5'56.022P	301,7	11:09'25.093
6	31.517	30.781	20.999	26.347	1'49.644	300,8	11:11'14.737

4° 12 X. FORES (1'49.667)							
Lap	Seg.1	Seg.2	Seg.3	Seg.4	Lap Time	km/h	Local Time
1		32.232	21.922	26.680		304,2	10:57'24.930
2	31.903	31.216	21.715	26.201	1'51.035	304,2	10:59'15.965
3	31.960	31.324	21.484	26.270	1'51.038	304,2	11:01'07.003
4	32.366	31.907	21.894	32.636	1'58.803P	304,2	11:03'05.806
5	3'13.447	34.498	22.440	26.064	4'36.449P	306,8	11:07'42.255
6	31.558	30.880	21.328	25.901	1'49.667	306,8	11:09'31.922
7	31.993	32.020	22.157	26.563	1'52.733	305,9	11:11'24.655

5° 22 A. LOWES (1'49.853)							
Lap	Seg.1	Seg.2	Seg.3	Seg.4	Lap Time	km/h	Local Time
1		32.473	22.315	26.597		304,2	10:57'32.115
2	31.899	31.218	21.534	26.451	1'51.102	305,1	10:59'23.217
3	31.715	31.187	21.515	26.477	1'50.894	306,8	11:01'14.111
4	36.425	32.309	22.165	32.162	2'03.061P	305,1	11:03'17.172
5	3'11.344	34.395	22.110	26.497	4'34.346P	305,1	11:07'51.518
6	31.526	30.866	21.256	26.205	1'49.853	306,8	11:09'41.371
7	31.992	32.024	22.393	27.480	1'53.889	302,5	11:11'35.260

6° 60 M. VAN DER MARK (1'49.863)							
Lap	Seg.1	Seg.2	Seg.3	Seg.4	Lap Time	km/h	Local Time
1		31.774	22.032	26.424		305,1	10:57'11.063
2	31.892	31.209	21.353	26.273	1'50.727	306,8	10:59'01.790
3	31.849	31.220	21.526	26.275	1'50.870	306,8	11:00'52.660
4	32.472	31.547	22.160	32.811	1'58.990P	305,9	11:02'51.650
5	3'29.902	32.457	22.565	26.207	4'51.131P	308,6	11:07'42.781
6	31.502	31.073	21.310	25.978	1'49.863	309,5	11:09'32.644
7	31.641	31.306	21.530	26.772	1'51.249	302,5	11:11'23.893

7° 81 J. TORRES (1'50.055)							
Lap	Seg.1	Seg.2	Seg.3	Seg.4	Lap Time	km/h	Local Time
1		32.413	22.452	26.651		300,8	10:57'04.633
2	31.886	31.232	21.521	26.346	1'50.985	302,5	10:58'55.618
3	31.776	31.164	21.431	26.385	1'50.756	302,5	11:00'46.374

4	32.341	32.118	21.837	33.823	2'00.119P	300,0	11:02'46.493
5	2'30.548	33.305	22.333	26.610	3'52.796P	302,5	11:06'39.289
6	31.791	30.863	21.178	26.223	1'50.055	303,4	11:08'29.344
7	31.457	31.192	21.737	26.624	1'51.010	302,5	11:10'20.354

8° 21 M. RINALDI (1'50.197)							
Lap	Seg.1	Seg.2	Seg.3	Seg.4	Lap Time	km/h	Local Time
1		31.962	22.150	26.186		307,7	10:57'33.945
2	31.853	31.180	21.757	26.385	1'51.175	305,1	10:59'25.120
3	31.949	31.185	21.626	26.291	1'51.051	305,1	11:01'16.171
4	34.595	33.183	22.705	34.659	2'05.142P	297,5	11:03'21.313
5	1'31.434	31.870	22.264	26.326	2'51.894P	304,2	11:06'13.207
6	31.420	30.971	21.685	26.121	1'50.197	305,9	11:08'03.404
7	31.716	32.465	23.284	34.458	2'01.923P	299,2	11:10'05.327

9° 2 L. CAMIER (1'50.607)							
Lap	Seg.1	Seg.2	Seg.3	Seg.4	Lap Time	km/h	Local Time
1		32.430	21.957	26.763		302,5	10:57'10.143
2	31.924	31.168	21.435	26.449	1'50.976	302,5	10:59'01.119
3	31.878	31.229	21.453	26.457	1'51.017	301,7	11:00'52.136
4	33.740	31.676	21.981	32.819	2'00.216P	305,9	11:02'52.352
5	2'50.380	32.584	22.092	27.220	4'12.276P	297,5	11:07'04.628
6	31.789	31.042	21.373	26.403	1'50.607	302,5	11:08'55.235
7	31.633	31.812	23.081	33.487	2'00.013P	300,8	11:10'55.248

10° 32 L. SAVADORI (1'50.809)							
Lap	Seg.1	Seg.2	Seg.3	Seg.4	Lap Time	km/h	Local Time
1		31.984	23.046	26.592		303,4	10:57'05.781
2	31.899	31.264	21.229	26.417	1'50.809	305,1	10:58'56.590
3	31.871	31.168	21.448	26.407	1'50.894	305,1	11:00'47.484
4	33.669	32.525	21.978	32.728	2'00.900P	300,0	11:02'48.384
5	3'34.390	31.728	22.577	26.314	4'55.009P	305,9	11:07'43.393

11° 7 C. DAVIES (1'51.065)							
Lap	Seg.1	Seg.2	Seg.3	Seg.4	Lap Time	km/h	Local Time
1		32.620	22.052	26.621		304,2	10:57'27.697
2	31.982	31.162	21.501	26.420	1'51.065	306,8	10:59'18.762
3	31.878	31.457	21.507	31.712	1'56.554P	305,9	11:01'15.316
4	3'50.988	33.084	22.078	26.866	5'13.016P	302,5	11:06'28.332

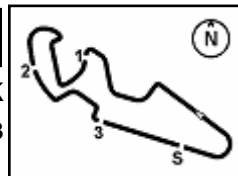
12° 5 V. LEONOV (1'53.033)							
Lap	Seg.1	Seg.2	Seg.3	Seg.4	Lap Time	km/h	Local Time
1		32.998	22.184	26.784		296,7	10:57'38.060
2	32.321	31.713	21.944	27.055	1'53.033	292,7	10:59'31.093
3	32.819	32.721	21.789	35.357	2'02.686P	293,5	11:01'33.779
4	6'00.550	34.927	22.108	26.888	7'24.473P	291,1	11:08'58.252

14/04/2018

P = Pits In/Out - C = Lap Time Cancelled

These data/results cannot be reproduced, stored and/or transmitted in whole or in part by any manner of electronic, mechanical, photocopying, recording, broadcasting or otherwise now known or herein after developed without the previous express consent by the copyright owner, except for reproduction in daily press and regular printed publications on sale to the public within 60 days of the event related to those data/results and always provided that copyright symbol appears together as follows below.

© DORNA WSBK ORGANIZATION Srl 2018



Spanish Round, 13-14-15 April 2018

World Superbike - TISSOT Superpole Award

MotorLand Aragon 5.077 m

	Points	Points From First	Points From Previous	February 25 PHILLIP ISLAND	March 25 BURIRAM	April 15 ARAGÓN	April 22 ASSEN	May 13 IMOLA	May 27 DONINGTON PARK	June 10 BRNO	June 24 LAGUNA SECA	July 8 MISANO	September 16 PORTIMÃO	September 30 MAGNY COURS	October 14 VILLICUM	October 27 LOSAIL				
1 SYKES Tom (GBR)	61			25	20	16														
2 REA Jonathan (GBR)	55	6		10	25	20														
3 MELANDRI Marco (ITA)	50	11	5	16	9	25														
4 LOWES Alex (GBR)	34	27	16	13	10	11														
5 FORES Xavi (ESP)	33	28	1	9	11	13														
6 LAVERTY Eugene (IRL)	28	33	5	20	8															
7 CAMIER Leon (GBR)	28	33	0	5	16	7														
8 TORRES Jordi (ESP)	26	35	2	4	13	9														
9 VAN DER MARK Michael (NED)	24	37	2	8	6	10														
10 DAVIES Chaz (GBR)	23	38	1	11	7	5														
11 SAVADORI Lorenzo (ITA)	17	44	6	6	5	6														
12 RAZGATLIOGLU Toprak (TUR)	11	50	6	7	4															
13 RINALDI Michael Ruben (ITA)	8	53	3			8														
14 GAGNE Jake (USA)	8	53	0	3	2	3														
15 LEONOV Vladimir (RUS)	4	57	4			4														
16 MERCADO Leandro (ARG)	4	57	0		3	1														
17 BAZ Loris (FRA)	3	58	1	2	1															
18 GIUGLIANO Davide (ITA)	2	59	1			2														
19 RAMOS Román (ESP)	1	60	1	1																

14/04/2018

These data/results cannot be reproduced, stored and/or transmitted in whole or in part by any manner of electronic, mechanical, photocopying, recording, broadcasting or otherwise now known or herein after developed without the previous express consent by the copyright owner, except for reproduction in daily press and regular printed publications on sale to the public within 60 days of the event related to those data/results and always provided that copyright symbol appears together as follows below.

© DORNA WSBK ORGANIZATION Srl 2018

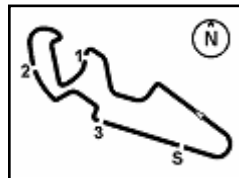
FKR PERUGIA TIMING



Official Tyre Supplier



Official Timekeeper



Spanish Round, 13-14-15 April 2018

World Superbike - Superpole Ranking

	2015	2016	2017	2018
01 Phillip Island Grand Prix Circuit	Rea (Gbr) Kaw 1'31.212 (175,4 Km/h)	Sykes (Gbr) Kaw 1'30.020 (177,8 Km/h)	Rea (Gbr) Kaw 1'29.573 (178,6 Km/h)	Sykes (Gbr) Kaw 1'30.099 (177,6 Km/h)
02 Chang International Circuit	Rea (Gbr) Kaw 1'33.382 (175,6 Km/h)	van der Mark (Ned) Hon 1'33.452 (175,4 Km/h)	Rea (Gbr) Kaw 1'32.957 (176,4 Km/h)	Rea (Gbr) Kaw 1'32.814 (176,6 Km/h)
03 Motorland Aragon	Haslam (Gbr) Apr 1'49.664 (166,7 Km/h)	Sykes (Gbr) Kaw 1'49.374 (167,1 Km/h)	Davies (Gbr) Duc 1'49.319 (167,2 Km/h)	Melandri (Ita) Duc 1'49.543 (166,8 Km/h)
04 TT Circuit Assen	Sykes (Gbr) Kaw 1'34.789 (172,5 Km/h)	Sykes (Gbr) Kaw 1'35.440 (171,3 Km/h)	Rea (Gbr) Kaw 1'33.505 (174,9 Km/h)	
05 Autodromo Internazionale Enzo e Dino	Giugliano (Ita) Duc 1'46.382 (167,0 Km/h)	Davies (Gbr) Duc 1'45.598 (168,3 Km/h)	Davies (Gbr) Duc 1'45.662 (168,2 Km/h)	
06 Donington Park	Sykes (Gbr) Kaw 1'27.071 (166,3 Km/h)	Sykes (Gbr) Kaw 1'26.712 (167,0 Km/h)	Sykes (Gbr) Kaw 1'26.641 (167,2 Km/h)	
08 Laguna Seca Raceway	Davies (Gbr) Duc 1'22.101 (158,3 Km/h)	Sykes (Gbr) Kaw 1'22.155 (158,2 Km/h)	Sykes (Gbr) Kaw 1'22.476 (157,6 Km/h)	
09 Misano World Circuit "Marco Simoncelli"	Sykes (Gbr) Kaw 1'34.214 (161,5 Km/h)	Sykes (Gbr) Kaw 1'34.037 (161,8 Km/h)	Sykes (Gbr) Kaw 1'33.662 (162,4 Km/h)	
10 Autódromo Internacional do Algarve	Giugliano (Ita) Duc 1'41.764 (162,4 Km/h)		Rea (Gbr) Kaw 1'41.430 (163,0 Km/h)	
11 Magny-Cours	Haslam (Gbr) Apr 1'56.404 (136,4 Km/h)	Rea (Gbr) Kaw 1'52.881 (140,7 Km/h)	Rea (Gbr) Kaw 1'56.555 (136,2 Km/h)	
13 Losail International Circuit	Sykes (Gbr) Kaw 1'56.821 (165,8 Km/h)	Rea (Gbr) Kaw 1'56.356 (166,5 Km/h)	Rea (Gbr) Kaw 1'56.228 (166,6 Km/h)	

2018

- 1 M. Melandri
- 1 J. Rea
- 1 T. Sykes

ALL TIMES

- | | | | |
|---------------|----------------|------------------|-------------------|
| 43 T. Corser | 6 J. Kocinski | 2 D. Tardozzi | 1 R. Burnett |
| 43 T. Sykes | 6 C. Crutchlow | 2 A. Yanagawa | 1 J. Reynolds |
| 26 T. Bayliss | 5 D. Giugliano | 2 M. Lucchinelli | 1 S. Hislop |
| 21 C. Fogarty | 5 M. Biaggi | 2 B. Bostrom | 1 M. Mladin |
| 17 D. Polen | 5 C. Davies | 2 B. Monti | 1 R. Xaus |
| 16 N. Hodgson | 4 F. Merkel | 2 M. Campbell | 1 M. Tamada |
| 15 C. Edwards | 4 J. Toseland | 2 Y. Nagai | 1 L. Lanzi |
| 15 J. Rea | 4 S. Guintoli | 2 M. Neukirchner | 1 M. Fabrizio |
| 11 B. Spies | 3 S. Mertens | 2 L. Baz | 1 A. Badovini |
| 10 P. Chili | 3 R. Phillis | 2 E. Laverty | 1 F. Nieto |
| 10 C. Checa | 3 S. Martin | 1 M. Doohan | 1 T. Hill |
| 9 R. Roche | 3 C. Vermeulen | 1 D. Chandler | 1 J. Hopkins |
| 8 G. Falappa | 3 Y. Kagayama | 1 P. Goddard | 1 M. van der Mark |
| 8 S. Russell | 3 L. Haslam | 1 M. Dowson | 1 I. Jaitovich |
| 8 A. Slight | 3 J. Smrz | 1 A. Vieira | |
| 7 N. Haga | 3 M. Melandri | 1 T. Kipp | |
| 7 R. Laconi | 2 A. Gobert | 1 S. Crafar | |

14/04/2018

These data/results cannot be reproduced, stored and/or transmitted in whole or in part by any manner of electronic, mechanical, photocopying, recording, broadcasting or otherwise now known or herein after developed without the previous express consent by the copyright owner, except for reproduction in daily press and regular printed publications on sale to the public within 60 days of the event related to those data/results and always provided that copyright symbol appears together as follows below.

© DORNA WSBK ORGANIZATION Srl 2018

FKR PERUGIA TIMING



Official Tyre Supplier



Official Timekeeper