

Spanish Round, 13-14-15 April 2018

World Superbike - Results Warm Up

MotorLand Aragon 5.077 m

1 / 2

No.	Rider	Nat	Team	Bike	Class	Time	Gap	Rel.	Laps	Speed	
										Avg	Max
1	1 J. REA	GBR	Kawasaki Racing Team WorldSBK	Kawasaki ZX-10RR		1'50.893			7	164,818	305,9
2	7 C. DAVIES	GBR	Aruba.it Racing - Ducati	Ducati Panigale R		1'51.028	0.135	0.135	7	164,618	305,1
3	22 A. LOWES	GBR	Pata Yamaha Official WorldSBK Team	Yamaha YZF R1		1'51.390	0.497	0.362	7	164,083	312,1
4	81 J. TORRES	ESP	MV Agusta Reparto Corse	MV Agusta 1000 F4		1'51.475	0.582	0.085	7	163,958	300,8
5	66 T. SYKES	GBR	Kawasaki Racing Team WorldSBK	Kawasaki ZX-10RR		1'51.654	0.761	0.179	7	163,695	298,3
6	60 M. VAN DER MARK	NED	Pata Yamaha Official WorldSBK Team	Yamaha YZF R1		1'51.670	0.777	0.016	7	163,672	301,7
7	32 L. SAVADORI	ITA	Milwaukee Aprilia	Aprilia RSV4 RF		1'52.167	1.274	0.497	7	162,946	303,4
8	34 D. GIUGLIANO	ITA	Milwaukee Aprilia	Aprilia RSV4 RF		1'52.180	1.287	0.013	7	162,927	302,5
9	12 X. FORES	ESP	Barni Racing Team	Ducati Panigale R	IND	1'52.248	1.355	0.068	7	162,829	303,4
10	76 L. BAZ	FRA	GULF ALTHEA BMW Racing Team	BMW S 1000 RR		1'52.369	1.476	0.121	7	162,653	297,5
11	33 M. MELANDRI	ITA	Aruba.it Racing - Ducati	Ducati Panigale R		1'52.638	1.745	0.269	5	162,265	310,3
12	45 J. GAGNE	USA	Red Bull Honda World Superbike Team	Honda CBR1000RR		1'52.657	1.764	0.019	5	162,238	300,0
13	40 R. RAMOS	ESP	Team GoEleven Kawasaki	Kawasaki ZX-10RR	IND	1'52.897	2.004	0.240	6	161,893	295,9
14	36 L. MERCADO	ARG	Orelac Racing VerdNatura	Kawasaki ZX-10RR	IND	1'52.940	2.047	0.043	7	161,831	297,5
15	68 Y. HERNANDEZ	COL	Team Pedercini Racing	Kawasaki ZX-10RR	IND	1'53.002	2.109	0.062	7	161,742	305,1
16	21 M. RINALDI	ITA	Aruba.it Racing - Junior Team	Ducati Panigale R	IND	1'53.125	2.232	0.123	6	161,566	299,2
17	5 V. LEONOV	RUS	SPB Racing Team	Kawasaki ZX-10RR	IND	1'53.511	2.618	0.386	7	161,017	292,7
18	99 P. JACOBSEN	USA	TripleM Honda World Superbike Team	Honda CBR1000RR	IND	1'54.147	3.254	0.636	7	160,120	301,7
19	54 T. RAZGATLIOGLU	TUR	Kawasaki Puccetti Racing	Kawasaki ZX-10RR	IND	1'54.305	3.412	0.158	5	159,899	301,7
20	37 O. JEZEK	CZE	Guandalini Racing	Yamaha YZF R1	IND	1'54.777	3.884	0.472	5	159,241	289,5

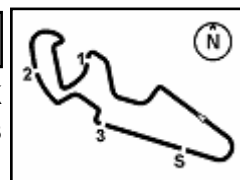
AIR	Humidity:	73%	Temp:	11°C
TRACK	Condition:	Dry	Temp:	15°C

Records	Pole (SP2)	2017	C.Davies	1'49.319	167,190	Km/h
	Race (RC1)	2016	C.Davies	1'50.421	165,520	Km/h
	Circuit (SP2)	2017	C.Davies	1'49.319	167,190	Km/h

Start 15/04/2018 09:35 End 09:52 The results are provisional until the end of the time limit for protests and appeals and the completion of the technical checks.

These data/results cannot be reproduced, stored and/or transmitted in whole or in part by any manner of electronic, mechanical, photocopying, recording, broadcasting or otherwise now known or herein after developed without the previous express consent by the copyright owner, except for reproduction in daily press and regular printed publications on sale to the public within 60 days of the event related to those data/results and always provided that copyright symbol appears together as follows below.

© DORNA WSBK ORGANIZATION Srl 2018



Spanish Round, 13-14-15 April 2018

World Superbike - Results Warm Up

Session Highlights

Local Time	No. Rider	Description
09.35.00		Start
09.35.10		WorldSBK Pit Intervention Time: 56secs
09.42.01	45 J. GAGNE	Crashed - Turn 9
09.42.32	45 J. GAGNE	Re-joined
09.47.11	22 A. LOWES	On the Gravel - Re-Joined - Turn 1
09.49.00	33 M. MELANDRI	Technical Problem - Turn 16
09.52.12		End Of Session

Fastest Laps Sequence

No.	Rider	Nat	Team	Bike	Local Time	Time	Gap	Avg
34	D. GIUGLIANO	ITA	Milwaukee Aprilia	Aprilia RSV4 RF	09:38'46.483	1'52.320		162,724
7	C. DAVIES	GBR	Aruba.it Racing - Ducati	Ducati Panigale R	09:39'31.370	1'51.879	-0.441	163,366
60	M. VAN DER MARK	NED	Pata Yamaha Official WorldSBK Team	Yamaha YZF R1	09:40'45.949	1'51.817	-0.062	163,456
1	J. REA	GBR	Kawasaki Racing Team WorldSBK	Kawasaki ZX-10RR	09:41'05.066	1'51.182	-0.635	164,390
7	C. DAVIES	GBR	Aruba.it Racing - Ducati	Ducati Panigale R	09:43'14.120	1'51.101	-0.081	164,510
1	J. REA	GBR	Kawasaki Racing Team WorldSBK	Kawasaki ZX-10RR	09:44'49.854	1'50.948	-0.153	164,737
1	J. REA	GBR	Kawasaki Racing Team WorldSBK	Kawasaki ZX-10RR	09:50'25.850	1'50.893	-0.055	164,818

Start 15/04/2018 09:35 End 09:52 The results are provisional until the end of the time limit for protests and appeals and the completion of the technical checks.

These data/results cannot be reproduced, stored and/or transmitted in whole or in part by any manner of electronic, mechanical, photocopying, recording, broadcasting or otherwise now known or herein after developed without the previous express consent by the copyright owner, except for reproduction in daily press and regular printed publications on sale to the public within 60 days of the event related to those data/results and always provided that copyright symbol appears together as follows below.

© DORNA WSBK ORGANIZATION Srl 2018

Spanish Round, 13-14-15 April 2018

World Superbike - Best Sectors & Speed Warm Up

MotorLand Aragon 5.077 m

BEST LAP			
1	1 J. REA	Kawasaki ZX-10RR	1'50.893
2	7 C. DAVIES	Ducati Panigale R	1'51.028
3	22 A. LOWES	Yamaha YZF R1	1'51.390
4	81 J. TORRES	MV Agusta 1000 F4	1'51.475
5	66 T. SYKES	Kawasaki ZX-10RR	1'51.654
6	60 M. VAN DER MARK	Yamaha YZF R1	1'51.670
7	32 L. SAVADORI	Aprilia RSV4 RF	1'52.167
8	34 D. GIUGLIANO	Aprilia RSV4 RF	1'52.180
9	12 X. FORES	Ducati Panigale R	1'52.248
10	76 L. BAZ	BMW S 1000 RR	1'52.369
11	33 M. MELANDRI	Ducati Panigale R	1'52.638
12	45 J. GAGNE	Honda CBR1000RR	1'52.657
13	40 R. RAMOS	Kawasaki ZX-10RR	1'52.897
14	36 L. MERCADO	Kawasaki ZX-10RR	1'52.940
15	68 Y. HERNANDEZ	Kawasaki ZX-10RR	1'53.002
16	21 M. RINALDI	Ducati Panigale R	1'53.125
17	5 V. LEONOV	Kawasaki ZX-10RR	1'53.511
18	99 P. JACOBSEN	Honda CBR1000RR	1'54.147
19	54 T. RAZGATLIOGLU	Kawasaki ZX-10RR	1'54.305
20	37 O. JEZEK	Yamaha YZF R1	1'54.777

SPEED			
1	22 A. LOWES	Yamaha YZF R1	312,1
2	33 M. MELANDRI	Ducati Panigale R	310,3
3	1 J. REA	Kawasaki ZX-10RR	305,9
4	68 Y. HERNANDEZ	Kawasaki ZX-10RR	305,1
5	7 C. DAVIES	Ducati Panigale R	305,1
6	32 L. SAVADORI	Aprilia RSV4 RF	303,4
7	12 X. FORES	Ducati Panigale R	303,4
8	34 D. GIUGLIANO	Aprilia RSV4 RF	302,5
9	54 T. RAZGATLIOGLU	Kawasaki ZX-10RR	301,7
10	60 M. VAN DER MARK	Yamaha YZF R1	301,7
11	99 P. JACOBSEN	Honda CBR1000RR	301,7
12	81 J. TORRES	MV Agusta 1000 F4	300,8
13	45 J. GAGNE	Honda CBR1000RR	300,0
14	21 M. RINALDI	Ducati Panigale R	299,2
15	66 T. SYKES	Kawasaki ZX-10RR	298,3
16	36 L. MERCADO	Kawasaki ZX-10RR	297,5
17	76 L. BAZ	BMW S 1000 RR	297,5
18	40 R. RAMOS	Kawasaki ZX-10RR	295,9
19	5 V. LEONOV	Kawasaki ZX-10RR	292,7
20	37 O. JEZEK	Yamaha YZF R1	289,5

SEG. 1		
1	1 J. REA	31.676
2	7 C. DAVIES	31.796
3	81 J. TORRES	31.851
4	66 T. SYKES	31.864
5	22 A. LOWES	31.995
6	60 M. VAN DER MARK	32.086
7	34 D. GIUGLIANO	32.096
8	76 L. BAZ	32.099
9	45 J. GAGNE	32.107
10	32 L. SAVADORI	32.116
11	33 M. MELANDRI	32.144
12	36 L. MERCADO	32.155
13	21 M. RINALDI	32.336
14	68 Y. HERNANDEZ	32.340
15	12 X. FORES	32.387
16	40 R. RAMOS	32.395
17	5 V. LEONOV	32.596
18	54 T. RAZGATLIOGLU	32.641
19	99 P. JACOBSEN	32.643
20	37 O. JEZEK	32.908

SEG. 2		
1	1 J. REA	31.286
2	22 A. LOWES	31.308
3	60 M. VAN DER MARK	31.335
4	81 J. TORRES	31.415
5	66 T. SYKES	31.428
6	7 C. DAVIES	31.444
7	33 M. MELANDRI	31.619
8	40 R. RAMOS	31.653
9	32 L. SAVADORI	31.670
10	76 L. BAZ	31.673
11	45 J. GAGNE	31.675
12	34 D. GIUGLIANO	31.721
13	12 X. FORES	31.795
14	36 L. MERCADO	31.802
15	5 V. LEONOV	31.836
16	68 Y. HERNANDEZ	31.859
17	21 M. RINALDI	31.967
18	99 P. JACOBSEN	32.165
19	37 O. JEZEK	32.209
20	54 T. RAZGATLIOGLU	32.209

SEG. 3		
1	7 C. DAVIES	21.294
2	1 J. REA	21.425
3	60 M. VAN DER MARK	21.495
4	81 J. TORRES	21.504
5	66 T. SYKES	21.530
6	32 L. SAVADORI	21.573
7	22 A. LOWES	21.626
8	34 D. GIUGLIANO	21.651
9	12 X. FORES	21.653
10	33 M. MELANDRI	21.658
11	40 R. RAMOS	21.669
12	76 L. BAZ	21.676
13	36 L. MERCADO	21.719
14	45 J. GAGNE	21.763
15	68 Y. HERNANDEZ	21.783
16	5 V. LEONOV	21.875
17	54 T. RAZGATLIOGLU	21.933
18	99 P. JACOBSEN	21.989
19	21 M. RINALDI	22.018
20	37 O. JEZEK	22.265

SEG. 4		
1	22 A. LOWES	26.312
2	7 C. DAVIES	26.361
3	33 M. MELANDRI	26.366
4	60 M. VAN DER MARK	26.401
5	12 X. FORES	26.404
6	1 J. REA	26.415
7	81 J. TORRES	26.556
8	34 D. GIUGLIANO	26.608
9	66 T. SYKES	26.701
10	32 L. SAVADORI	26.712
11	21 M. RINALDI	26.714
12	76 L. BAZ	26.775
13	68 Y. HERNANDEZ	26.793
14	45 J. GAGNE	26.796
15	40 R. RAMOS	26.812
16	36 L. MERCADO	26.843
17	54 T. RAZGATLIOGLU	26.861
18	5 V. LEONOV	27.011
19	99 P. JACOBSEN	27.039
20	37 O. JEZEK	27.292

15/04/2018

These data/results cannot be reproduced, stored and/or transmitted in whole or in part by any manner of electronic, mechanical, photocopying, recording, broadcasting or otherwise now known or herein after developed without the previous express consent by the copyright owner, except for reproduction in daily press and regular printed publications on sale to the public within 60 days of the event related to those data/results and always provided that copyright symbol appears together as follows below.

© DORNA WSBK ORGANIZATION Srl 2018

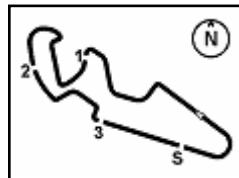
FICR PERUGIA TIMING



Official Tyre Supplier



Official Timekeeper



MotorLand Aragon 5.077 m

Spanish Round, 13-14-15 April 2018

World Superbike - Ideal Times Warm Up

No.	Rider	Nat	Bike	Seg. 1	Seg. 2	Seg. 3	Seg. 4	Ideal Time		
				Diff. 1	Diff. 2	Diff. 3	Diff. 4	Best Lap	Pos.	Diff.
1	1 J. REA	GBR	Kawasaki ZX-10RR	31.676 0.031	31.286	21.425	26.415 0.060	1'50.802 1'50.893	1	0.091
2	7 C. DAVIES	GBR	Ducati Panigale R	31.796 0.072	31.444 0.061	21.294	26.361	1'50.895 1'51.028	2	0.133
3	22 A. LOWES	GBR	Yamaha YZF R1	31.995 0.012	31.308 0.134	21.626 0.003	26.312	1'51.241 1'51.390	3	0.149
4	60 M. VAN DER MARK	NED	Yamaha YZF R1	32.086 0.120	31.335 0.233	21.495	26.401	1'51.317 1'51.670	6	0.353
5	81 J. TORRES	ESP	MV Agusta 1000 F4	31.851 0.149	31.415	21.504	26.556	1'51.326 1'51.475	4	0.149
6	66 T. SYKES	GBR	Kawasaki ZX-10RR	31.864 0.109	31.428	21.530 0.022	26.701	1'51.523 1'51.654	5	0.131
7	33 M. MELANDRI	ITA	Ducati Panigale R	32.144 0.331	31.619 0.396	21.658 0.124	26.366	1'51.787 1'52.638	11	0.851
8	32 L. SAVADORI	ITA	Aprilia RSV4 RF	32.116 0.096	31.670	21.573	26.712	1'52.071 1'52.167	7	0.096
9	34 D. GIUGLIANO	ITA	Aprilia RSV4 RF	32.096 0.039	31.721 0.021	21.651 0.010	26.608 0.034	1'52.076 1'52.180	8	0.104
10	76 L. BAZ	FRA	BMW S 1000 RR	32.099 0.025	31.673	21.676	26.775 0.121	1'52.223 1'52.369	10	0.146
11	12 X. FORES	ESP	Ducati Panigale R	32.387	31.795	21.653	26.404 0.009	1'52.239 1'52.248	9	0.009
12	45 J. GAGNE	USA	Honda CBR1000RR	32.107 0.308	31.675	21.763	26.796 0.008	1'52.341 1'52.657	12	0.316
13	36 L. MERCADO	ARG	Kawasaki ZX-10RR	32.155	31.802	21.719 0.311	26.843 0.110	1'52.519 1'52.940	14	0.421
14	40 R. RAMOS	ESP	Kawasaki ZX-10RR	32.395	31.653	21.669 0.140	26.812 0.228	1'52.529 1'52.897	13	0.368
15	68 Y. HERNANDEZ	COL	Kawasaki ZX-10RR	32.340 0.062	31.859 0.023	21.783	26.793 0.142	1'52.775 1'53.002	15	0.227
16	21 M. RINALDI	ITA	Ducati Panigale R	32.336 0.025	31.967 0.065	22.018	26.714	1'53.035 1'53.125	16	0.090
17	5 V. LEONOV	RUS	Kawasaki ZX-10RR	32.596	31.836	21.875 0.074	27.011 0.119	1'53.318 1'53.511	17	0.193
18	54 T. RAZGATLIOGLU	TUR	Kawasaki ZX-10RR	32.641 0.554	32.209	21.933	26.861 0.107	1'53.644 1'54.305	19	0.661
19	99 P. JACOBSEN	USA	Honda CBR1000RR	32.643 0.182	32.165 0.129	21.989	27.039	1'53.836 1'54.147	18	0.311
20	37 O. JEZEK	CZE	Yamaha YZF R1	32.908	32.209	22.265	27.292 0.103	1'54.674 1'54.777	20	0.103
Overall Ideal Time				31.676	31.286	21.294	26.312	1'50.568		

15/04/2018

These data/results cannot be reproduced, stored and/or transmitted in whole or in part by any manner of electronic, mechanical, photocopying, recording, broadcasting or otherwise now known or herein after developed without the previous express consent by the copyright owner, except for reproduction in daily press and regular printed publications on sale to the public within 60 days of the event related to those data/results and always provided that copyright symbol appears together as follows below.

© DORNA WSBK ORGANIZATION Srl 2018

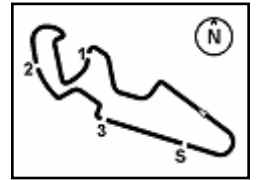
FICR PERUGIA TIMING



Official Tyre Supplier



Official Timekeeper



Spanish Round, 13-14-15 April 2018 World Superbike - Chronological Analysis Warm Up

MotorLand Aragon 5.077 m

1 / 2

1° 1 J. REA (1'50.893)							
Lap	Seg.1	Seg.2	Seg.3	Seg.4	Lap Time	km/h	Local Time
1		32.417	22.756	26.722	301,7	9:37'21.539	
2	32.141	31.812	21.792	26.600	1'52.345	301,7	9:39'13.884
3	31.708	31.311	21.748	26.415	1'51.182	305,9	9:41'05.066
4	33.267	31.958	22.028	26.587	1'53.840	302,5	9:42'58.906
5	31.676	31.354	21.499	26.419	1'50.948	304,2	9:44'49.854
6	33.738	31.797	21.768	26.632	1'53.935	301,7	9:46'43.789
7	31.828	31.393	21.480	26.467	1'51.168	302,5	9:48'34.957
8	31.707	31.286	21.425	26.475	1'50.893	301,7	9:50'25.850

7	32.086	31.582	21.534	26.548	1'51.750	301,7	9:48'13.445
8	32.206	31.568	21.495	26.401	1'51.670	301,7	9:50'05.115

2° 7 C. DAVIES (1'51.028)							
Lap	Seg.1	Seg.2	Seg.3	Seg.4	Lap Time	km/h	Local Time
1		33.650	22.447	27.102	296,7	9:37'39.491	
2	32.320	31.444	21.648	26.467	1'51.879	300,8	9:39'31.379
3	32.181	31.477	21.592	26.399	1'51.649	300,8	9:41'23.010
4	31.796	31.495	21.427	26.383	1'51.101	300,8	9:43'14.120
5	31.989	31.724	21.354	26.363	1'51.430	303,4	9:45'05.550
6	31.868	31.505	21.294	26.361	1'51.028	305,1	9:46'56.578
7	32.147	31.447	21.314	26.484	1'51.392	304,2	9:48'47.970
8	31.997	31.447	21.369	26.391	1'51.204	305,1	9:50'39.174

7° 32 L. SAVADORI (1'52.167)							
Lap	Seg.1	Seg.2	Seg.3	Seg.4	Lap Time	km/h	Local Time
1		37.522	28.319	27.297	299,2	9:37'13.940	
2	32.976	32.602	22.614	26.877	1'55.069	300,8	9:39'09.009
3	32.212	31.670	21.573	26.712	1'52.167	301,7	9:41'01.176
4	32.130	35.215	29.108	26.749	2'03.202	303,4	9:43'04.378
5	32.341	32.634	21.617	26.851	1'53.443	299,2	9:44'57.821
6	32.116	31.847	21.651	26.746	1'52.360	300,8	9:46'50.181
7	32.169	31.736	21.661	26.758	1'52.324	300,0	9:48'42.505
8	41.365	36.543	21.955	27.161	2'07.024	298,3	9:50'49.529

3° 22 A. LOWES (1'51.390)							
Lap	Seg.1	Seg.2	Seg.3	Seg.4	Lap Time	km/h	Local Time
1		33.189	23.346	26.900	300,8	9:37'24.352	
2	32.451	31.611	21.866	26.560	1'52.488	303,4	9:39'16.840
3	32.038	31.336	22.355	26.710	1'52.439	312,1	9:41'09.279
4	32.348	31.308	21.659	26.555	1'51.870	304,2	9:43'01.149
5	40.304	32.855	22.104	26.572	2'01.835	303,4	9:45'02.984
6	32.007	31.442	21.629	26.312	1'51.390	306,8	9:46'54.374
7	40.493	31.807	21.874	26.829	2'01.003	304,2	9:48'55.377
8	31.995	31.601	21.626	26.741	1'51.963	305,9	9:50'47.340

8° 34 D. GIUGLIANO (1'52.180)							
Lap	Seg.1	Seg.2	Seg.3	Seg.4	Lap Time	km/h	Local Time
1		35.329	22.316	26.821	300,8	9:36'54.163	
2	32.096	31.721	21.805	26.698	1'52.320	300,0	9:38'46.483
3	32.151	35.867	21.839	26.608	1'56.465	302,5	9:40'42.948
4	32.333	31.807	21.825	26.645	1'52.610	302,5	9:42'35.558
5	40.244	33.927	21.860	26.697	2'02.728	300,0	9:44'38.286
6	32.188	31.731	21.651	26.692	1'52.262	300,0	9:46'30.548
7	32.135	31.742	21.661	26.642	1'52.180	300,8	9:48'22.728
8	32.151	31.769	21.757	26.677	1'52.354	300,8	9:50'15.082

4° 81 J. TORRES (1'51.475)							
Lap	Seg.1	Seg.2	Seg.3	Seg.4	Lap Time	km/h	Local Time
1		35.459	23.516	27.795	294,3	9:37'13.134	
2	33.326	32.769	22.253	26.922	1'55.270	296,7	9:39'08.404
3	32.329	32.859	21.805	26.708	1'53.701	299,2	9:41'02.105
4	32.055	31.802	21.841	26.559	1'52.257	300,8	9:42'54.362
5	32.268	31.855	21.634	26.817	1'52.574	296,7	9:44'46.936
6	31.851	31.553	21.565	26.816	1'51.785	296,7	9:46'38.721
7	32.000	31.415	21.504	26.556	1'51.475	297,5	9:48'30.196
8	32.079	31.565	21.564	26.719	1'51.927	296,7	9:50'22.123

9° 12 X. FORES (1'52.248)							
Lap	Seg.1	Seg.2	Seg.3	Seg.4	Lap Time	km/h	Local Time
1		32.965	22.768	26.727	301,7	9:37'49.194	
2	32.686	32.010	21.814	26.586	1'53.096	300,0	9:39'42.290
3	32.872	31.880	21.903	26.561	1'53.216	300,8	9:41'35.506
4	32.387	31.795	21.653	26.413	1'52.248	300,8	9:43'27.754
5	32.428	31.847	21.743	26.404	1'52.422	301,7	9:45'20.176
6	32.396	31.868	21.870	26.461	1'52.595	301,7	9:47'12.771
7	32.422	31.804	21.870	26.507	1'52.603	303,4	9:49'05.374
8	35.569	32.700	22.304	26.720	1'57.293	303,4	9:51'02.667

5° 66 T. SYKES (1'51.654)							
Lap	Seg.1	Seg.2	Seg.3	Seg.4	Lap Time	km/h	Local Time
1		33.052	22.745	27.335	300,8	9:36'57.527	
2	32.279	31.831	21.976	26.787	1'52.873	298,3	9:38'50.400
3	32.115	31.512	21.803	26.813	1'52.243	297,5	9:40'42.643
4	32.055	31.645	21.531	26.795	1'52.026	295,9	9:42'34.669
5	31.864	31.494	21.530	26.797	1'51.685	295,9	9:44'26.354
6	31.911	31.606	21.644	27.048	1'52.209	296,7	9:46'18.563
7	33.518	31.766	21.785	26.795	1'53.864	296,7	9:48'12.427
8	31.973	31.428	21.552	26.701	1'51.654	297,5	9:50'04.081

10° 76 L. BAZ (1'52.369)							
Lap	Seg.1	Seg.2	Seg.3	Seg.4	Lap Time	km/h	Local Time
1		33.530	22.776	27.263	291,9	9:36'53.039	
2	32.707	32.497	22.119	27.357	1'54.680	293,5	9:38'47.719
3	32.099	31.849	21.749	27.050	1'52.747	293,5	9:40'40.466
4	35.086	32.079	21.943	26.775	1'55.883	296,7	9:42'36.349
5	32.299	31.817	21.759	26.978	1'52.853	294,3	9:44'29.202
6	38.890	32.476	22.105	29.375	2'02.846	282,7	9:46'32.048
7	32.315	31.738	21.707	26.826	1'52.586	295,1	9:48'24.634
8	32.124	31.673	21.676	26.896	1'52.369	297,5	9:50'17.003

6° 60 M. VAN DER MARK (1'51.670)							
Lap	Seg.1	Seg.2	Seg.3	Seg.4	Lap Time	km/h	Local Time
1		33.663	22.320	26.490	301,7	9:37'01.494	
2	32.922	31.389	21.805	26.522	1'52.638	300,8	9:38'54.132
3	32.429	31.335	21.607	26.446	1'51.817	300,0	9:40'45.949
4	32.105	31.537	21.730	26.484	1'51.856	301,7	9:42'37.805
5	32.169	31.596	21.565	26.519	1'51.849	301,7	9:44'29.654
6	32.260	31.624	21.562	26.595	1'52.041	298,3	9:46'21.695

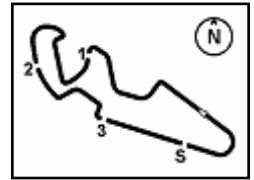
11° 33 M. MELANDRI (1'52.638)							
Lap	Seg.1	Seg.2	Seg.3	Seg.4	Lap Time	km/h	Local Time
1		33.631	23.049	27.391	301,7	9:37'19.565	
2	33.829	32.232	22.284	26.505	1'54.850	310,3	9:39'14.415
3	32.964	32.479	22.308	26.709	1'54.460	303,4	9:41'08.875
4	33.281	32.977	22.105	26.506	1'54.869	303,4	9:43'03.744
5	32.608	35.475	22.981	26.602	1'57.666	304,2	9:45'01.410
6	32.475	32.015	21.782	26.366	1'52.638	305,1	9:46'54.048

12° 45 J. GAGNE (1'52.657)							
Lap	Seg.1	Seg.2	Seg.3	Seg.4	Lap Time	km/h	Local Time
1		34.731	23.341	27.454	295,9	9:37'04.327	
2	34.482	37.272	22.136	26.955	2'00.845	300,0	9:39'05.172
3	32.415	31.675	21.763	26.804	1'52.657	300,0	9:40'57.829
4	32.107	1'15.125	24.177	34.244	2'45.653P	278,4	9:43'43.482
5	4'36.791	32.835	22.271	27.143	5'59.040P	297,5	9:49'42.522
6	32.416	31.948	21.921	26.796	1'53.081	299,2	9:51'35.603

15/04/2018 P = Pits In/Out - C = Lap Time Cancelled

These data/results cannot be reproduced, stored and/or transmitted in whole or in part by any manner of electronic, mechanical, photocopying, recording, broadcasting or otherwise now known or herein after developed without the previous express consent by the copyright owner, except for reproduction in daily press and regular printed publications on sale to the public within 60 days of the event related to those data/results and always provided that copyright symbol appears together as follows below.

© DORNA WSBK ORGANIZATION Srl 2018



Spanish Round, 13-14-15 April 2018 World Superbike - Chronological Analysis Warm Up

13° 40 R. RAMOS (1'52.897)								19° 54 T. RAZGATLIOGLU (1'54.305)							
Lap	Seg.1	Seg.2	Seg.3	Seg.4	Lap Time	km/h	Local Time	Lap	Seg.1	Seg.2	Seg.3	Seg.4	Lap Time	km/h	Local Time
1		33.161	22.886	27.861		291,1	9:36'57.602	1		33.816	23.659	27.093		295,1	9:37'12.679
2	32.539	31.849	21.980	26.893	1'53.261	295,9	9:38'50.863	2	33.212	35.026	22.403	26.861	1'57.502	299,2	9:39'10.181
3	35.079	32.510	21.821	26.833	1'56.243	295,9	9:40'47.106	3	32.802	32.342	22.100	27.398	1'54.642	288,8	9:41'04.823
4	32.633	31.807	21.669	26.812	1'52.921	293,5	9:42'40.027	4	33.195	32.209	21.933	26.968	1'54.305	301,7	9:42'59.128
5	32.807	32.277	22.265	33.294	2'00.643P	289,5	9:44'40.670	5	32.641	33.286	22.441	27.238	1'55.606	296,7	9:44'54.734
6	3'02.423	32.224	21.788	28.722	4'25.157P	286,5	9:49'05.827	6	33.644	35.795	24.950	34.287	2'08.676P	282,0	9:47'03.410
7	32.395	31.653	21.809	27.040	1'52.897	293,5	9:50'58.724								

14° 36 L. MERCADO (1'52.940)								20° 37 O. JEZEK (1'54.777)							
Lap	Seg.1	Seg.2	Seg.3	Seg.4	Lap Time	km/h	Local Time	Lap	Seg.1	Seg.2	Seg.3	Seg.4	Lap Time	km/h	Local Time
1		33.472	24.644	29.159		279,1	9:37'02.495	1		34.778	23.592	27.531		288,0	9:37'04.641
2	35.625	41.599	24.099	27.041	2'08.364	297,5	9:39'10.859	2	33.135	32.719	22.421	27.292	1'55.567	289,5	9:39'00.208
3	32.593	31.924	22.213	26.992	1'53.722	295,9	9:41'04.581	3	33.666	32.344	22.349	30.175	1'58.534	182,4	9:40'58.742
4	34.603	31.877	22.025	26.843	1'55.348	295,9	9:42'59.929	4	32.908	32.209	22.265	27.395	1'54.777	286,5	9:42'53.519
5	32.232	31.949	22.038	27.007	1'53.226	295,1	9:44'53.155	5	32.999	32.561	22.353	27.436	1'55.349	289,5	9:44'48.868
6	32.416	31.976	21.719	27.119	1'53.230	295,9	9:46'46.385	6	50.125	34.210	24.277	34.332	2'22.944P	276,9	9:47'11.812
7	32.357	31.902	21.829	27.072	1'53.160	295,9	9:48'39.545								
8	32.155	31.802	22.030	26.953	1'52.940	295,1	9:50'32.485								

15° 68 Y. HERNANDEZ (1'53.002)							
Lap	Seg.1	Seg.2	Seg.3	Seg.4	Lap Time	km/h	Local Time
1		33.840	22.946	27.621		303,4	9:37'20.065
2	33.029	32.202	22.290	27.047	1'54.568	300,0	9:39'14.633
3	33.108	31.917	22.703	26.793	1'54.521	305,1	9:41'09.154
4	32.724	34.698	22.106	26.979	1'56.507	299,2	9:43'05.661
5	32.600	31.859	22.023	27.008	1'53.490	299,2	9:44'59.151
6	32.340	31.929	21.921	26.908	1'53.098	298,3	9:46'52.249
7	32.402	31.882	21.783	26.935	1'53.002	296,7	9:48'45.251
8	32.396	32.449	22.041	27.058	1'53.944	295,9	9:50'39.195

16° 21 M. RINALDI (1'53.125)							
Lap	Seg.1	Seg.2	Seg.3	Seg.4	Lap Time	km/h	Local Time
1		32.649	22.812	27.194		298,3	9:38'23.677
2	32.865	32.091	22.401	26.731	1'54.088	299,2	9:40'17.765
3	32.782	31.967	22.330	26.752	1'53.831	298,3	9:42'11.596
4	32.361	32.032	22.018	26.714	1'53.125	299,2	9:44'04.721
5	32.390	32.027	22.020	26.752	1'53.189	299,2	9:45'57.910
6	32.471	32.381	31.206	27.292	2'03.350	298,3	9:48'01.260
7	32.336	32.007	22.252	34.112	2'00.707P	299,2	9:50'01.967

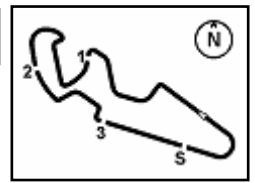
17° 5 V. LEONOV (1'53.511)							
Lap	Seg.1	Seg.2	Seg.3	Seg.4	Lap Time	km/h	Local Time
1		34.747	23.274	27.743		288,0	9:37'04.254
2	33.135	32.706	22.459	27.500	1'55.800	286,5	9:39'00.054
3	38.701	32.095	22.068	27.322	2'00.186	288,8	9:41'00.240
4	32.796	32.528	21.958	27.163	1'54.445	288,0	9:42'54.685
5	32.596	31.836	21.949	27.130	1'53.511	289,5	9:44'48.196
6	32.756	31.957	21.875	27.236	1'53.824	287,2	9:46'42.020
7	34.592	32.212	21.886	27.147	1'55.837	288,8	9:48'37.857
8	33.064	32.314	22.491	27.011	1'54.880	292,7	9:50'32.737

18° 99 P. JACOBSEN (1'54.147)							
Lap	Seg.1	Seg.2	Seg.3	Seg.4	Lap Time	km/h	Local Time
1		33.662	23.112	27.749		298,3	9:37'01.314
2	33.191	32.300	22.057	27.061	1'54.609	301,7	9:38'55.923
3	32.873	32.165	22.086	27.092	1'54.216	301,7	9:40'50.139
4	32.643	33.210	22.581	27.249	1'55.683	299,2	9:42'45.822
5	32.825	32.294	21.989	27.039	1'54.147	300,8	9:44'39.969
6	34.571	37.173	24.343	31.633	2'07.720	257,1	9:46'47.689
7	33.981	40.782	22.984	27.648	2'05.395	299,2	9:48'53.084
8	32.736	32.276	22.093	27.248	1'54.353	300,8	9:50'47.437

15/04/2018 P = Pits In/Out - C = Lap Time Cancelled

These data/results cannot be reproduced, stored and/or transmitted in whole or in part by any manner of electronic, mechanical, photocopying, recording, broadcasting or otherwise now known or herein after developed without the previous express consent by the copyright owner, except for reproduction in daily press and regular printed publications on sale to the public within 60 days of the event related to those data/results and always provided that copyright symbol appears together as follows below.

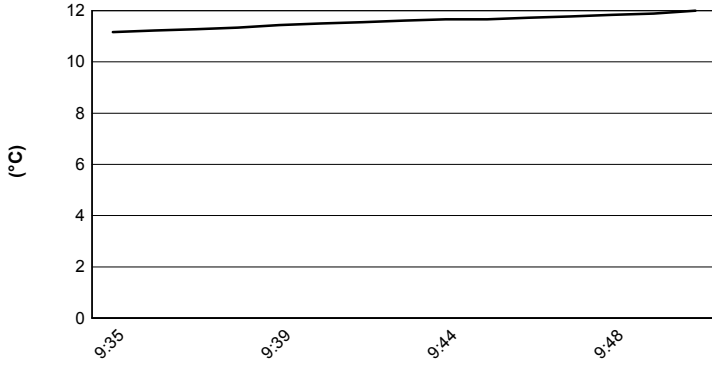
© DORNA WSBK ORGANIZATION Srl 2018



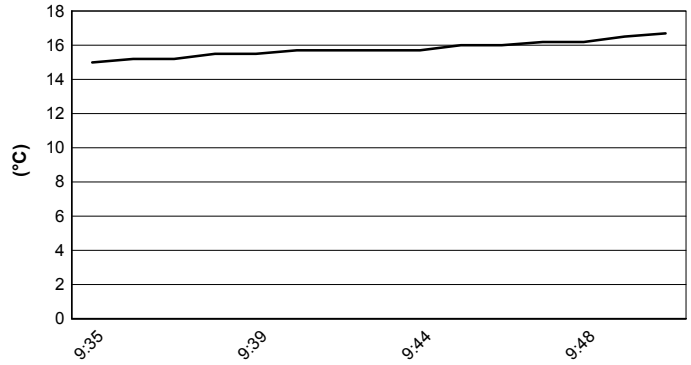
MotorLand Aragon 5.077 m

Spanish Round, 13-14-15 April 2018
World Superbike - Weather Report Warm Up
 Session started 09:35 - Session ended 9:52

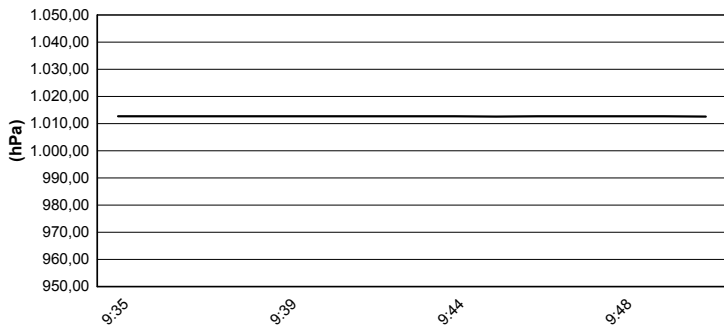
Air Temperature



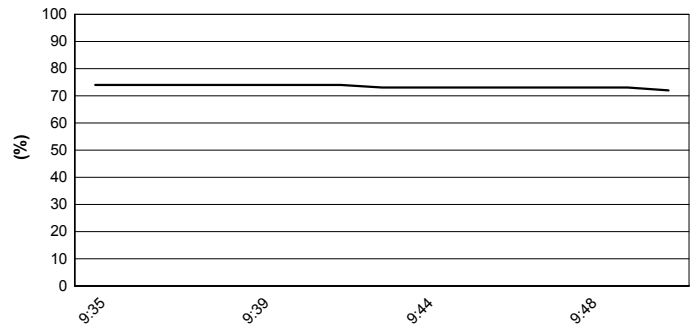
Track Temperature



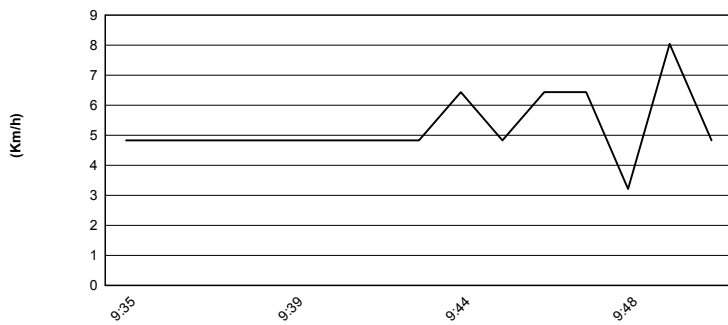
Air Pressure



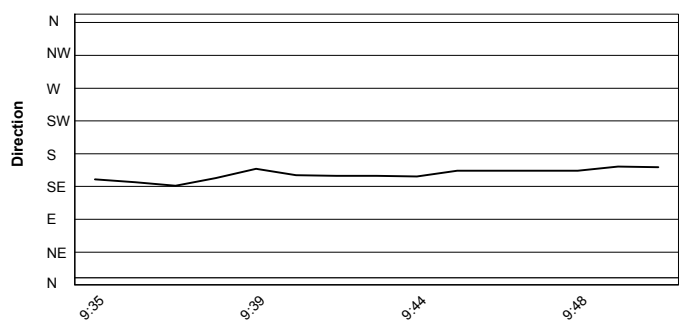
Humidity



Wind Speed



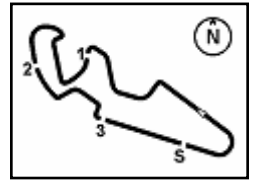
Wind Direction



15/04/2018

These data/results cannot be reproduced, stored and/or transmitted in whole or in part by any manner of electronic, mechanical, photocopying, recording, broadcasting or otherwise now known or herein after developed without the previous express consent by the copyright owner, except for reproduction in daily press and regular printed publications on sale to the public within 60 days of the event related to those data/results and always provided that copyright symbol appears together as follows below.

© DORNA WSBK ORGANIZATION Srl 2018



MotorLand Aragon 5.077 m

Spanish Round, 13-14-15 April 2018

World Superbike - Starting Grid - Race 2

18 Laps x 5,077 km = 91,386 km

		1		
	3	2	1	1
	66 SYKES T. Kawasaki	60 VAN DER MARK M. Yamaha	33 MELANDRI M. Ducati	1
		5	4	
6		21 RINALDI M. Ducati	22 LOWES A. Yamaha	2
54 RAZGATLIOGLU T. Kawasaki				
	9	8	7	
	1 REA J. Kawasaki	7 DAVIES C. Ducati	12 FORES X. Ducati	3
12		11	10	
5 LEONOV V. Kawasaki		32 SAVADORI L. Aprilia	81 TORRES J. MV Agusta	4
	15	14	13	
	36 MERCADO L. Kawasaki	34 GIUGLIANO D. Aprilia	45 GAGNE J. Honda	5
18		17	16	
76 BAZ L. BMW		40 RAMOS R. Kawasaki	99 JACOBSEN P. Honda	6
		20	19	
		37 JEZEK O. Yamaha	68 HERNANDEZ Y. Kawasaki	7

N.2 (L. Camier) will not take part in the race. Declared unfit after Race 1

15/04/2018 Jury President

..... Race Director

