
Spanish Round, 13-14-15 April 2018
World Supersport - Chronological Analysis Free Practice 2nd Session

MotorLand Aragon 5.077 m

1 / 5

1° 21 R. KRUMMENACHER (1'54.750)								4° 64 F. CARICASULO (1'54.820)							
Lap	Seg.1	Seg.2	Seg.3	Seg.4	Lap Time	km/h	Local Time	Lap	Seg.1	Seg.2	Seg.3	Seg.4	Lap Time	km/h	Local Time
1		39.639	24.689	29.423		261,5	15:02'40.641	1		34.226	23.043	28.597		259,0	15:02'05.337
2	33.396	32.901	22.208	28.463	1'56.968	264,7	15:04'37.609	2	33.145	32.424	22.258	28.274	1'56.101	263,4	15:04'01.438
3	35.549	35.095	22.279	28.705	2'01.628	260,9	15:06'39.237	3	33.199	32.345	22.131	28.181	1'55.856	264,1	15:05'57.294
4	32.922	32.641	22.183	28.572	1'56.318	261,5	15:08'35.555	4	33.004	32.245	22.316	28.483	1'56.048	258,4	15:07'53.342
5	32.889	32.601	22.371	28.640	1'56.501	262,1	15:10'32.056	5	32.841	32.376	22.504	28.740	1'56.461	260,9	15:09'49.803
6	34.695	34.648	23.206	35.632	2'08.181P	255,9	15:12'40.237	6	32.973	32.281	22.153	28.700	1'56.107	259,6	15:11'45.910
7	13'09.081	36.504	23.686	35.472	14'44.743P	257,1	15:27'24.980	7	34.416	33.129	22.411	36.058	2'06.014P	259,6	15:13'51.924
8	1'14.556	33.491	22.199	28.581	2'38.827P	262,8	15:30'03.807	8	5'08.087	32.490	22.037	28.480	6'31.094P	259,0	15:20'23.018
9	32.672	32.544	22.094	28.433	1'55.743	262,1	15:31'59.550	9	32.848	32.119	21.878	28.478	1'55.323	260,9	15:22'18.341
10	32.729	33.222	22.390	29.310	1'57.651	251,7	15:33'57.201	10	32.733	32.163	21.854	28.415	1'55.165	260,2	15:24'13.506
11	32.806	32.473	21.972	28.568	1'55.819	260,9	15:35'53.020	11	32.724	32.181	22.000	28.556	1'55.461	258,4	15:26'08.967
12	32.743	32.351	21.981	28.493	1'55.568	261,5	15:37'48.588	12	32.802	32.373	22.402	28.521	1'56.098	261,5	15:28'05.065
13	32.631	32.393	21.970	28.327	1'55.321	261,5	15:39'43.909	13	32.935	32.552	22.171	35.741	2'03.399P	260,9	15:30'08.464
14	32.658	32.269	21.956	28.449	1'55.332	261,5	15:41'39.214	14	4'53.903	32.719	22.084	28.549	6'17.255P	259,6	15:36'25.719
15	32.601	32.493	21.932	34.766	2'01.792P	262,1	15:43'41.033	15	32.829	32.068	21.891	28.221	1'55.009	260,9	15:38'20.728
16	3'47.242	33.095	22.340	28.429	5'11.106P	259,6	15:48'52.139	16	32.648	32.059	21.861	28.252	1'54.820	264,1	15:40'15.548
17	32.604	32.148	21.878	28.120	1'54.750	263,4	15:50'46.889	17	32.953	32.322	22.259	28.486	1'56.020	259,0	15:42'11.568
								18	32.665	32.356	21.901	28.448	1'55.370	264,1	15:44'06.938
								19	32.833	32.339	21.913	28.516	1'55.601	262,1	15:46'02.539
								20	32.976	32.431	21.889	28.581	1'55.877	260,2	15:47'58.416
								21	32.864	32.459	22.169	28.432	1'55.924	262,1	15:49'54.340
								22	32.956	32.386	22.164	28.381	1'55.887	262,8	15:51'50.227

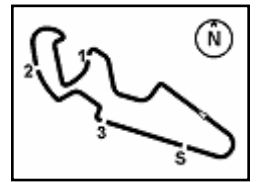
2° 144 L. MAHIAS (1'54.771)								5° 16 J. CLUZEL (1'54.868)							
Lap	Seg.1	Seg.2	Seg.3	Seg.4	Lap Time	km/h	Local Time	Lap	Seg.1	Seg.2	Seg.3	Seg.4	Lap Time	km/h	Local Time
1		33.026	22.637	28.805		257,8	15:03'34.472	1		35.096	24.394	28.636		266,7	15:02'43.042
2	32.923	32.523	22.031	28.842	1'56.319	257,1	15:05'30.791	2	33.113	32.577	22.320	28.266	1'56.276	270,0	15:04'39.318
3	32.864	32.404	22.064	28.759	1'56.091	256,5	15:07'26.882	3	32.943	32.568	22.056	28.278	1'55.845	266,7	15:06'35.163
4	39.162	33.592	22.593	34.273	2'09.620P	252,9	15:09'36.502	4	42.264	32.885	22.750	28.699	2'06.598	262,8	15:08'41.761
5	5'48.684	32.823	22.410	28.735	7'12.652P	255,9	15:16'49.154	5	32.950	32.564	22.290	35.956	2'03.760P	266,7	15:10'45.521
6	32.827	32.434	22.170	28.646	1'56.077	257,8	15:18'45.231	6	8'55.708	33.398	22.642	30.350	10'22.098P	233,8	15:21'07.619
7	33.516	33.421	22.638	34.734	2'04.309P	253,5	15:20'49.540	7	32.926	32.661	22.264	28.289	1'56.140	266,0	15:23'03.759
8	4'48.109	32.716	22.314	28.681	6'11.820P	255,9	15:27'01.360	8	32.988	32.736	22.321	35.370	2'03.415P	262,8	15:25'07.174
9	32.777	32.281	21.957	28.476	1'55.491	259,0	15:28'56.851	9	6'26.555	33.137	22.444	28.193	7'50.329P	264,7	15:32'57.503
10	32.571	32.250	22.035	28.261	1'55.117	261,5	15:30'51.968	10	32.564	32.270	22.138	27.896	1'54.868	270,0	15:34'52.371
11	33.824	33.363	22.743	28.840	1'58.770	256,5	15:32'50.738	11	32.604	32.353	22.144	28.124	1'55.225	266,0	15:36'47.596
12	32.568	32.254	22.127	28.324	1'55.273	261,5	15:34'46.011	12	32.889	32.296	22.133	28.213	1'55.531	266,0	15:38'43.127
13	33.123	32.865	22.615	34.590	2'03.193P	254,1	15:36'49.204	13	32.716	35.806	22.308	28.345	1'59.175	265,4	15:40'42.302
14	6'15.763	32.651	22.086	32.575	7'43.075P	240,5	15:44'32.279	14	32.712	32.535	22.095	28.106	1'55.448	266,0	15:42'37.750
15	32.429	32.252	21.932	28.365	1'54.978	260,2	15:46'27.257	15	32.726	32.360	22.052	28.474	1'55.612	272,0	15:44'33.362
16	32.579	39.635	22.542	28.201	2'02.957	262,1	15:48'30.214	16	33.096	33.147	22.341	29.606	1'58.190	247,1	15:46'31.552
17	32.389	32.198	21.850	28.334	1'54.771	266,7	15:50'24.985	17	32.835	32.444	21.998	28.020	1'55.297	272,7	15:48'26.849
								18	33.376	32.806	22.301	35.534	2'04.017P	266,7	15:50'30.866

3° 11 S. CORTESE (1'54.800)								6° 81 L. STAPLEFORD (1'55.356)							
Lap	Seg.1	Seg.2	Seg.3	Seg.4	Lap Time	km/h	Local Time	Lap	Seg.1	Seg.2	Seg.3	Seg.4	Lap Time	km/h	Local Time
1		33.698	22.881	29.934		250,0	15:02'48.563	1		34.033	22.774	29.424		255,3	15:02'38.761
2	33.298	32.726	22.324	28.445	1'56.793	263,4	15:04'45.356	2	33.505	33.060	22.289	28.936	1'57.790	258,4	15:04'36.551
3	33.211	32.444	22.130	28.425	1'56.210	261,5	15:06'41.566	3	33.336	32.788	22.374	29.026	1'57.524	256,5	15:06'34.075
4	32.883	32.225	21.997	28.397	1'55.502	261,5	15:08'37.068	4	33.146	32.842	22.453	28.867	1'57.308	257,1	15:08'31.383
5	32.979	34.382	22.771	35.503	2'05.635P	260,9	15:10'42.703	5	33.241	33.138	23.251	29.105	1'58.735	260,2	15:10'30.118
6	8'25.648	33.823	28.095	29.026	9'56.592P	260,2	15:20'39.295	6	33.835	32.869	22.419	35.358	2'04.481P	255,3	15:12'34.599
7	32.870	32.062	21.753	28.600	1'55.285	267,3	15:22'34.580	7	4'18.412	34.470	22.808	29.173	5'44.863P	255,3	15:18'19.462
8	33.185	32.277	21.928	28.339	1'55.729	261,5	15:24'30.309	8	33.145	32.642	22.155	28.862	1'56.804	257,1	15:20'16.266
9	32.780	32.245	22.073	28.363	1'55.461	261,5	15:26'25.770	9	33.169	32.786	22.416	34.321	2'02.692P	256,5	15:22'18.958
10	32.806	32.473	21.975	28.588	1'55.842	260,2	15:28'21.612	10	3'31.984	37.652	24.371	29.259	5'03.266P	253,5	15:27'22.224
11	34.573	33.333	23.163	34.499	2'05.568P	259,6	15:30'27.180	11	33.076	32.495	22.114	28.428	1'56.113	258,4	15:29'18.337
12	4'19.689	33.875	22.508	28.658	5'44.730P	259,6	15:36'11.910	12	32.676	32.731	21.963	28.451	1'55.821	258,4	15:31'14.158
13	32.917	31.992	22.058	28.302	1'55.269	261,5	15:38'07.179	13	32.743	32.240	21.819	28.554	1'55.356	257,1	15:33'09.514
14	32.808	32.003	21.763	28.226	1'54.800	262,8	15:40'01.979	14	34.371	34.531	23.101	35.772	2'07.775P	254,1	15:35'17.289
15	32.673	32.060	22.190	28.127	1'55.050	268,0	15:41'57.029	15	7'34.294	33.959	22.538	28.883	8'59.674P	256,5	15:44'16.963
16	32.878	32.151	22.111	28.354	1'55.494	260,9	15:43'52.523	16	32.913	32.742	24.090	28.672	1'58.417	256,5	15:46'15.380
17	32.860	32.148	21.944	28.320	1'55.272	261,5	15:45'47.795								
18	32.861	32.157	21.837	28.227	1'55.082	261,5	15:47'42.877								
19	32.866	32.491	21.955	28.403	1'55.715	262,1	15:49'38.592								
20	32.922	32.314	21.979	28.215	1'55.430	265,4	15:51'34.022								

13/04/2018 P = Pits In/Out - C = Lap Time Cancelled

These data/results cannot be reproduced, stored and/or transmitted in whole or in part by any manner of electronic, mechanical, photocopying, recording, broadcasting or otherwise now known or herein after developed without the previous express consent by the copyright owner, except for reproduction in daily press and regular printed publications on sale to the public within 60 days of the event related to those data/results and always provided that copyright symbol appears together as follows below.

© DORNA WSBK ORGANIZATION Srl 2018



Spanish Round, 13-14-15 April 2018

World Supersport - Chronological Analysis Free Practice 2nd Session

MotorLand Aragon 5.077 m

2 / 5

17	32.924	32.440	29.317	28.903	2'03.584	256,5	15:48'18.964	16	33.016	32.566	22.092	28.592	1'56.266	257,8	15:48'12.960
18	32.916	32.301	21.837	28.456	1'55.510	260,9	15:50'14.474	17	32.975	32.405	22.113	28.361	1'55.854	260,9	15:50'08.814

7° 3 R. DE ROSA (1'55.517)								10° 65 M. CANDUCCI (1'55.871)							
Lap	Seg.1	Seg.2	Seg.3	Seg.4	Lap Time	km/h	Local Time	Lap	Seg.1	Seg.2	Seg.3	Seg.4	Lap Time	km/h	Local Time
1		34.270	22.813	29.123		255,9	15:02'10.719	1		34.866	24.445	29.830		258,4	15:02'26.402
2	33.427	32.781	22.318	28.647	1'57.173	262,1	15:04'07.892	2	35.307	33.433	22.552	29.165	2'00.457	260,9	15:04'26.859
3	33.148	32.625	22.408	28.850	1'57.031	257,8	15:06'04.923	3	33.440	32.934	22.473	29.389	1'58.236	255,9	15:06'25.095
4	33.138	32.773	22.296	28.723	1'56.930	257,1	15:08'01.853	4	33.650	32.985	22.366	29.302	1'58.303	255,3	15:08'23.398
5	33.240	32.757	22.135	28.827	1'56.959	262,1	15:09'58.812	5	34.053	33.228	23.048	29.303	1'59.632	256,5	15:10'23.030
6	33.202	32.719	22.180	29.044	1'57.145	258,4	15:11'55.957	6	33.432	32.969	22.357	29.412	1'58.170	255,3	15:12'21.200
7	33.239	32.711	22.392	28.931	1'57.273	258,4	15:13'53.230	7	33.520	33.056	22.157	29.395	1'58.128	257,8	15:14'19.328
8	36.076	35.739	23.751	37.001	2'12.567P	253,5	15:16'05.797	8	34.353	34.144	23.271	36.913	2'08.681P	252,9	15:16'28.009
9	7'36.224	36.631	23.246	29.042	9'05.143P	255,9	15:25'10.940	9	8'06.844	33.871	22.619	29.278	9'32.612P	256,5	15:26'00.621
10	33.195	32.834	22.352	28.845	1'57.226	257,1	15:27'08.166	10	33.454	32.728	22.688	29.179	1'58.049	255,9	15:27'58.670
11	33.128	32.783	22.396	28.772	1'57.079	257,8	15:29'05.245	11	32.978	32.500	22.407	28.997	1'57.882	258,4	15:29'55.552
12	36.192	35.216	23.639	36.437	2'11.484P	251,2	15:31'16.729	12	33.168	33.132	22.703	29.207	1'58.210	255,3	15:31'53.762
13	5'16.993	33.914	22.861	29.928	6'43.696P	251,2	15:38'00.425	13	38.161	33.886	22.634	29.146	2'03.827	259,0	15:33'57.589
14	32.902	32.415	22.166	28.420	1'55.903	259,0	15:39'56.328	14	33.219	32.501	22.207	28.974	1'56.901	257,1	15:35'54.490
15	32.790	32.317	22.134	28.447	1'55.688	259,6	15:41'52.016	15	33.126	32.789	22.241	29.143	1'57.299	255,3	15:37'51.789
16	35.985	33.817	22.928	28.480	2'01.210	263,4	15:43'53.226	16	33.807	33.852	23.339	35.597	2'06.595P	253,5	15:39'58.384
17	32.668	32.285	22.103	28.461	1'55.517	262,1	15:45'48.743	17	4'12.191	33.235	22.588	28.823	5'36.837P	257,1	15:45'35.221
18	32.843	32.479	22.047	28.435	1'55.804	260,9	15:47'44.547	18	32.843	32.304	22.089	28.721	1'55.957	257,8	15:47'31.178
19	37.835	35.542	23.169	28.843	2'05.389	260,9	15:49'49.936	19	33.372	32.634	22.201	28.815	1'57.022	257,8	15:49'55.200
20	32.730	32.258	22.158	28.466	1'55.612	268,7	15:51'45.548	20	32.909	32.207	22.055	28.700	1'55.871	260,2	15:51'24.071

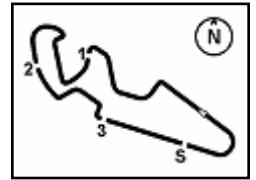
8° 111 K. SMITH (1'55.840)								11° 47 R. HARTOG (1'55.898)							
Lap	Seg.1	Seg.2	Seg.3	Seg.4	Lap Time	km/h	Local Time	Lap	Seg.1	Seg.2	Seg.3	Seg.4	Lap Time	km/h	Local Time
1		34.580	24.411	29.674		259,6	15:02'26.845	1		34.298	23.070	29.199		260,2	15:02'11.778
2	34.076	33.133	22.799	28.616	1'58.624	264,7	15:04'25.469	2	33.686	32.899	22.708	28.726	1'58.019	266,0	15:04'09.797
3	33.060	32.817	22.436	28.627	1'56.940	260,2	15:06'22.409	3	33.750	32.897	22.586	28.888	1'58.121	260,9	15:06'07.918
4	33.053	32.519	22.435	28.410	1'56.417	260,2	15:08'18.826	4	33.484	32.811	22.612	28.899	1'57.806	259,0	15:08'05.724
5	32.932	32.535	22.382	37.176	2'05.025P	258,4	15:10'23.851	5	34.599	33.282	22.631	35.322	2'05.834P	260,2	15:10'11.558
6	8'10.775	33.531	23.022	28.967	9'36.295P	257,8	15:20'00.146	6	9'35.121	33.788	22.813	28.912	11'00.634P	260,2	15:21'12.192
7	33.164	32.592	22.508	28.623	1'56.887	260,2	15:21'57.033	7	33.427	33.012	22.389	28.616	1'57.444	260,9	15:23'09.636
8	32.908	32.759	22.322	28.555	1'56.544	260,9	15:23'53.577	8	33.652	33.333	22.465	28.610	1'58.060	259,6	15:25'07.696
9	33.460	32.808	34.035	28.886	2'09.189	257,1	15:26'02.766	9	33.154	32.604	23.662	28.975	1'58.395	257,1	15:27'06.091
10	34.874	33.068	22.522	36.311	2'06.775P	258,4	15:28'09.541	10	36.489	32.754	22.235	28.510	1'59.988	261,5	15:29'06.079
11	8'45.204	33.183	22.644	28.863	10'09.894P	257,8	15:38'19.435	11	33.770	33.225	22.429	28.634	1'58.058	260,9	15:31'04.137
12	32.924	32.295	21.989	28.632	1'55.840	259,6	15:40'15.275	12	33.196	33.301	22.960	34.239	2'03.696P	259,0	15:33'07.833
13	32.641	32.458	22.969	28.700	1'56.768	260,9	15:42'12.043	13	8'28.195	33.387	22.800	29.083	9'53.465P	257,1	15:43'01.298
14	32.841	32.651	22.226	28.539	1'56.257	260,9	15:44'08.300	14	33.444	32.835	22.160	28.496	1'56.935	260,2	15:44'58.233
15	33.270	32.539	22.370	28.737	1'56.916	258,4	15:46'05.216	15	32.897	32.355	22.077	28.569	1'55.898	260,2	15:46'54.131
16	32.936	32.470	22.021	28.869	1'56.296	258,4	15:48'01.512	16	34.929	32.866	22.311	28.647	1'58.753	260,2	15:48'52.884
17	33.082	32.655	22.100	28.570	1'56.407	262,8	15:49'57.919	17	32.971	32.491	29.671	29.965	2'05.098	258,4	15:50'57.982
18	32.993	32.589	22.212	28.641	1'56.435	263,4	15:51'54.354								

9° 86 A. BADOVINI (1'55.854)								12° 66 N. TUULI (1'55.913)							
Lap	Seg.1	Seg.2	Seg.3	Seg.4	Lap Time	km/h	Local Time	Lap	Seg.1	Seg.2	Seg.3	Seg.4	Lap Time	km/h	Local Time
1		33.722	22.862	29.313		257,1	15:02'01.912	1		34.791	23.276	29.248		259,0	15:02'21.260
2	33.473	33.057	22.510	28.912	1'57.952	260,9	15:03'59.864	2	33.542	33.502	22.668	28.849	1'58.561	262,8	15:04'19.821
3	33.457	33.034	22.468	28.934	1'57.893	259,0	15:05'57.757	3	33.353	33.034	22.436	28.604	1'57.427	261,5	15:06'17.248
4	33.251	32.932	22.458	28.949	1'57.590	255,3	15:07'55.347	4	34.526	33.851	22.732	35.765	2'06.874P	257,1	15:08'24.122
5	35.924	34.457	23.256	36.207	2'09.844P	254,7	15:10'05.191	5	5'10.421	33.970	22.346	29.046	6'35.783P	257,1	15:14'59.905
6	5'10.888	33.843	22.750	29.101	6'36.582P	254,7	15:16'41.773	6	33.330	32.936	22.321	28.826	1'57.413	258,4	15:16'57.318
7	33.509	33.399	22.460	29.099	1'58.467	255,9	15:18'40.240	7	33.247	33.018	22.349	29.004	1'57.618	257,1	15:18'54.936
8	33.364	32.894	22.355	29.106	1'57.719	257,1	15:20'37.959	8	33.109	32.860	22.155	28.930	1'57.054	259,6	15:20'51.990
9	34.723	33.763	23.272	36.092	2'07.850P	253,5	15:22'45.809	9	35.474	33.747	22.543	35.537	2'07.301P	261,5	15:22'59.291
10	7'21.052	34.538	22.498	28.935	8'47.023P	255,9	15:31'32.832	10	5'34.568	34.124	22.498	29.634	7'00.824P	237,4	15:30'00.115
11	33.151	32.779	22.205	28.696	1'56.831	256,5	15:33'29.663	11	32.990	32.717	22.026	28.638	1'56.371	259,6	15:31'56.486
12	32.983	32.681	22.157	28.705	1'56.526	258,4	15:35'26.189	12	34.961	33.656	22.096	28.709	1'59.422	259,0	15:33'55.908
13	33.119	32.579	22.151	28.764	1'56.613	257,1	15:37'22.802	13	35.681	33.709	22.184	34.837	2'06.411P	256,5	15:36'02.319
14	34.480	34.091	22.742	36.450	2'07.763P	253,5	15:39'30.565	14	7'16.635	33.203	22.118	28.650	8'40.606P	258,4	15:44'42.925
15	5'14.306	36.756	25.603	29.464	6'46.129P	255,9	15:46'16.694	15	32.945	32.497	21.948	28.566	1'55.956	259,6	15:46'38.881
								16	32.852	32.621	21.990	28.759	1'56.222	260,9	15:48'35.103

13/04/2018 P = Pits In/Out - C = Lap Time Cancelled

These data/results cannot be reproduced, stored and/or transmitted in whole or in part by any manner of electronic, mechanical, photocopying, recording, broadcasting or otherwise now known or herein after developed without the previous express consent by the copyright owner, except for reproduction in daily press and regular printed publications on sale to the public within 60 days of the event related to those data/results and always provided that copyright symbol appears together as follows below.

© DORNA WSBK ORGANIZATION Srl 2018



Spanish Round, 13-14-15 April 2018

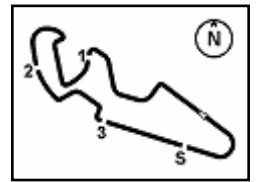
World Supersport - Chronological Analysis Free Practice 2nd Session

Lap	Seg.1	Seg.2	Seg.3	Seg.4	Lap Time	km/h	Local Time
17	32.836	32.570	21.942	28.565	1'55.913	264,1	15:50'31.016
18	33.046	32.905	22.175	30.019	1'58.145	256,5	15:46'02.918
19	33.097	32.690	22.188	28.591	1'56.566	263,4	15:47'59.484
20	33.313	33.096	22.319	28.676	1'57.404	263,4	15:49'56.888
21	33.033	32.923	22.277	28.763	1'56.996	264,7	15:51'53.884
13° 78 H. OKUBO (1'55.918)							
1		35.981	23.326	29.314	259,0	15:02'06.706	
2	33.846	33.320	22.584	28.995	1'58.745	261,5	15:04'05.451
3	38.756	33.407	22.428	36.490	2'11.081P	262,1	15:06'16.532
4	3'17.945	33.618	22.840	29.086	4'43.489P	259,6	15:11'00.021
5	33.706	33.441	22.539	28.950	1'58.636	260,2	15:12'58.657
6	33.585	34.625	23.107	31.091	2'02.408	244,9	15:15'01.065
7	33.348	32.809	22.263	28.698	1'57.118	262,8	15:16'58.183
8	33.195	33.055	22.113	28.851	1'57.214	263,4	15:18'55.397
9	33.203	32.848	22.235	28.828	1'57.114	264,7	15:20'52.511
10	34.003	33.868	22.841	35.504	2'06.216P	260,2	15:22'58.727
11	9'36.714	33.279	22.548	29.002	11'01.543P	261,5	15:34'00.270
12	33.277	32.693	22.220	28.871	1'57.061	262,8	15:35'57.331
13	35.027	33.774	23.022	40.450	2'12.273P	175,6	15:38'09.604
14	3'27.516	34.449	22.952	28.755	4'53.672P	260,2	15:43'03.276
15	35.676	32.785	22.173	28.530	1'59.164	262,8	15:45'02.440
16	32.723	32.497	22.502	28.475	1'56.197	265,4	15:46'58.637
17	33.081	32.647	22.016	28.529	1'56.273	263,4	15:48'54.910
18	32.701	32.594	22.040	28.583	1'55.918	265,4	15:50'50.828
14° 13 A. WEST (1'56.399)							
1		35.013	23.710	29.541	255,9	15:02'18.251	
2	34.017	33.112	22.881	28.895	1'58.905	265,4	15:04'17.156
3	33.732	33.137	22.543	28.805	1'58.217	259,6	15:06'15.373
4	1'03.351	34.956	22.864	28.877	2'30.048	258,4	15:08'45.421
5	33.318	32.691	22.226	28.700	1'56.935	261,5	15:10'42.356
6	34.172	34.380	23.543	34.345	2'06.440P	256,5	15:12'48.796
7	5'42.648	34.534	22.876	29.017	7'09.075P	258,4	15:19'57.871
8	33.312	32.591	22.465	28.694	1'57.062	259,6	15:21'54.933
9	33.132	32.590	22.329	28.695	1'56.746	259,6	15:23'51.679
10	35.584	33.411	23.034	34.687	2'06.716P	255,9	15:25'58.395
11	3'34.057	33.625	23.294	29.224	5'00.200P	257,1	15:30'58.595
12	33.277	32.614	22.368	28.641	1'56.900	259,6	15:32'55.495
13	33.105	32.806	22.252	28.630	1'56.793	259,6	15:34'52.288
14	33.992	34.298	23.698	34.204	2'06.192P	260,2	15:36'58.480
15	5'05.321	36.249	23.106	32.710	6'37.386P	193,2	15:43'35.866
16	33.598	32.802	22.232	28.644	1'57.276	259,6	15:45'33.142
17	33.080	32.555	22.255	28.594	1'56.484	259,0	15:47'29.626
18	32.889	32.674	22.283	28.553	1'56.399	260,2	15:49'26.025
19	33.155	32.633	22.315	28.523	1'56.626	262,8	15:51'22.651
15° 32 S. MORAIS (1'56.566)							
1		37.483	23.566	29.389	262,8	15:02'07.867	
2	34.560	33.970	23.220	28.882	2'00.632	268,0	15:04'08.499
3	33.690	33.454	22.544	29.014	1'58.702	261,5	15:06'07.201
4	36.288	34.794	23.437	28.987	2'03.506	259,0	15:08'10.707
5	33.720	33.263	22.515	28.976	1'58.474	261,5	15:10'09.181
6	33.619	33.225	23.715	35.971	2'06.530P	259,6	15:12'15.711
7	4'56.426	33.857	22.646	29.186	6'22.115P	259,6	15:18'37.826
8	33.483	33.004	22.324	28.915	1'57.726	261,5	15:20'35.552
9	34.370	33.158	22.402	29.075	1'59.005	265,4	15:22'34.557
10	33.828	32.996	22.588	28.917	1'58.329	262,8	15:24'32.886
11	33.522	33.017	22.411	35.017	2'03.967P	259,6	15:26'36.853
12	6'15.400	33.968	22.638	29.050	7'41.056P	257,8	15:34'17.909
13	33.270	33.044	22.122	28.894	1'57.330	260,9	15:36'15.239
14	33.176	32.837	22.544	28.747	1'57.304	261,5	15:38'12.543
15	33.050	32.851	22.128	28.680	1'56.709	262,8	15:40'09.252
16	33.582	33.254	22.462	28.850	1'58.148	259,6	15:42'07.400
17	33.138	32.979	22.447	28.809	1'57.373	261,5	15:44'04.773
16° 36 T. GRADINGER (1'56.768)							
1		34.557	23.543	29.077	270,0	15:02'26.468	
2	37.231	34.192	23.093	28.539	2'03.055	267,3	15:04'29.523
3	33.973	33.725	22.965	28.756	1'59.419	266,0	15:06'28.942
4	34.114	33.278	22.713	28.738	1'58.843	261,5	15:08'27.785
5	33.365	33.101	22.623	28.549	1'57.638	264,1	15:10'25.423
6	33.241	32.939	22.725	28.566	1'57.471	264,1	15:12'22.894
7	34.769	34.159	23.316	38.551	2'10.795P	241,6	15:14'33.689
8	8'39.573	35.688	24.054	37.564	10'16.879P	244,3	15:24'50.568
9	6'43.684	33.095	22.500	28.504	8'07.783P	262,8	15:32'58.351
10	33.495	32.819	22.355	28.434	1'57.103	262,8	15:34'55.454
11	33.174	32.611	22.447	28.536	1'56.768	261,5	15:36'52.222
17° 22 E. LAHTI (1'56.868)							
1		34.281	23.238	29.543	253,5	15:01'58.985	
2	34.382	33.498	22.914	29.045	1'59.839	255,3	15:03'58.824
3	33.813	33.301	23.573	28.838	1'59.525	257,8	15:05'58.349
4	33.448	33.004	22.477	28.853	1'57.782	254,1	15:07'56.131
5	33.959	33.393	22.620	35.246	2'05.218P	251,2	15:10'01.349
6	6'27.368	33.303	22.716	29.443	7'52.830P	250,0	15:17'54.179
7	33.485	32.979	22.507	29.324	1'58.295	252,3	15:19'52.474
8	33.911	33.197	22.675	29.424	1'59.207	253,5	15:21'51.681
9	33.613	35.552	22.564	29.050	2'00.779	256,5	15:23'52.460
10	33.479	33.092	22.555	36.180	2'05.306P	253,5	15:25'57.766
11	7'11.394	33.326	22.483	29.118	8'36.321P	252,3	15:34'34.087
12	33.335	32.649	22.384	29.028	1'57.396	254,1	15:36'31.483
13	33.041	32.574	22.389	28.864	1'56.868	254,1	15:38'28.351
14	33.112	32.838	22.395	28.959	1'57.304	254,1	15:40'25.655
15	33.582	34.046	23.065	30.217	2'00.910	249,4	15:42'26.565
16	34.149	33.810	23.017	29.015	1'59.991	252,3	15:44'26.556
17	33.185	32.751	22.310	28.856	1'57.102	254,1	15:46'23.658
18	33.207	32.681	22.378	28.816	1'57.082	255,3	15:48'20.740
19	33.458	32.736	22.175	28.808	1'57.177	257,1	15:50'17.917
18° 84 L. CRESSON (1'57.110)							
1		34.607	23.478	29.040	265,4	15:02'46.874	
2	34.042	33.348	23.222	28.630	1'59.242	270,0	15:04'46.116
3	33.900	33.321	22.903	28.769	1'58.893	263,4	15:06'45.009
4	33.699	33.132	22.911	28.738	1'58.480C	265,4	15:08'43.489
5	33.710	33.285	22.684	28.911	1'58.590	265,4	15:10'42.079
6	36.568	33.992	23.372	33.788	2'07.720P	265,4	15:12'49.799
7	7'49.137	33.594	22.657	28.746	9'14.134P	266,7	15:22'03.933
8	33.243	32.863	22.505	28.737	1'57.348	266,7	15:24'01.281
9	33.638	32.983	23.039	28.746	1'58.406	264,7	15:25'59.687
10	33.363	32.912	22.648	28.603	1'57.526	263,4	15:27'57.213
11	33.219	32.704	22.533	28.654	1'57.110	264,7	15:29'54.323
12	1'10.841	36.154	24.886	35.522	2'47.403P	259,6	15:32'41.726
13	7'49.705	34.187	23.149	30.288	9'17.329P	264,7	15:41'59.055
14	33.535	32.746	22.614	28.551	1'57.446	266,7	15:43'56.501
15	33.358	32.829	22.439	28.500	1'57.126	266,7	15:45'53.627
16	33.097	32.960	22.514	28.583	1'57.154	266,7	15:47'50.781
17	33.233	32.997	22.625	28.681	1'57.536	266,0	15:49'48.317
18	33.340	32.725	22.458	28.595	1'57.118	268,0	15:51'45.435
19° 74 J. VAN SIKKELERUS (1'57.336)							
Lap	Seg.1	Seg.2	Seg.3	Seg.4	Lap Time	km/h	Local Time

13/04/2018 P = Pits In/Out - C = Lap Time Cancelled

These data/results cannot be reproduced, stored and/or transmitted in whole or in part by any manner of electronic, mechanical, photocopying, recording, broadcasting or otherwise now known or herein after developed without the previous express consent by the copyright owner, except for reproduction in daily press and regular printed publications on sale to the public within 60 days of the event related to those data/results and always provided that copyright symbol appears together as follows below.

© DORNA WSBK ORGANIZATION Srl 2018



Spanish Round, 13-14-15 April 2018

World Supersport - Chronological Analysis Free Practice 2nd Session

MotorLand Aragon 5.077 m

4 / 5

1		35.793	23.799	30.059		253,5	15:02'25.381	2	35.014	34.091	23.551	29.381	2'02.037	260,9	15:04'15.236
2	34.229	34.069	22.734	29.364	2'00.396	254,7	15:04'25.777	3	34.652	34.073	23.303	29.296	2'01.324	260,9	15:06'16.560
3	33.863	33.476	22.889	29.459	1'59.687	253,5	15:06'25.464	4	34.139	34.028	23.013	29.231	2'00.411	258,4	15:08'16.971
4	33.704	33.314	22.555	29.432	1'59.005	252,9	15:08'24.469	5	36.260	33.591	22.923	29.261	2'02.035	259,6	15:10'19.006
5	33.801	33.517	22.641	29.435	1'59.394	252,9	15:10'23.863	6	34.194	33.482	22.937	29.123	1'59.736	260,2	15:12'18.742
6	35.164	34.082	23.218	35.033	2'07.497P	247,1	15:12'31.360	7	40.390	33.748	23.072	35.663	2'12.873P	259,0	15:14'31.615
7	8'04.658	33.645	22.823	29.483	9'30.609P	251,7	15:22'01.969	8	5'07.376	34.019	23.203	29.309	6'33.907P	260,2	15:21'05.522
8	34.066	33.388	22.675	29.550	1'59.679	252,9	15:24'01.648	9	33.866	33.378	23.003	28.892	1'59.139	262,8	15:23'04.661
9	33.897	33.844	23.017	34.874	2'05.632P	251,2	15:26'07.280	10	33.952	33.283	22.911	29.026	1'59.172	259,6	15:25'03.833
10	1'14.736	34.956	22.961	29.749	2'42.402P	250,0	15:28'49.682	11	34.823	33.748	25.155	35.050	2'08.776P	259,6	15:27'12.609
11	33.962	33.755	22.252	29.283	1'59.252	255,9	15:30'48.934	12	8'21.880	34.029	23.095	29.254	9'48.258P	256,5	15:37'00.867
12	33.543	33.420	22.401	29.350	1'58.714	251,2	15:32'47.648	13	33.756	33.405	22.731	28.966	1'58.858	258,4	15:38'59.725
13	33.809	33.506	22.458	29.184	1'58.957	252,9	15:34'46.605	14	33.611	33.275	22.686	28.889	1'58.461	259,0	15:40'58.186
14	46.554	34.403	22.897	35.093	2'18.947P	247,1	15:37'05.552	15	33.679	33.211	22.698	28.890	1'58.478	257,1	15:42'56.664
15	4'01.772	34.389	23.293	29.484	5'28.938P	250,0	15:42'34.490	16	38.967	33.578	22.891	28.712	2'04.148	260,2	15:45'00.812
16	33.941	33.040	22.502	28.812	1'58.295	257,8	15:44'32.785	17	33.475	33.063	22.581	28.953	1'58.072	259,0	15:46'58.884
17	33.167	32.999	22.310	28.860	1'57.336	257,8	15:46'30.121	18	33.509	33.196	22.763	28.638	1'58.106	262,1	15:48'56.990
18	33.123	32.954	22.290	29.093	1'57.460	259,0	15:48'27.581	19	33.508	33.090	22.486	28.597	1'57.681	262,1	15:50'54.671
19	33.202	33.234	22.332	29.034	1'57.802	259,6	15:50'25.383								

20° 38 H. SOOMER (1'57.336)							
Lap	Seg.1	Seg.2	Seg.3	Seg.4	Lap Time	km/h	Local Time
1		35.093	24.292	30.113		254,1	15:02'27.062
2	35.163	33.782	23.312	29.392	2'01.649	262,8	15:04'28.711
3	34.547	33.486	23.005	29.167	2'00.205	257,8	15:06'28.916
4	34.782	33.384	22.566	29.096	1'59.828	258,4	15:08'28.744
5	36.648	33.821	22.664	29.246	2'02.379	259,6	15:10'31.123
6	34.146	33.356	22.467	29.075	1'59.048C	259,6	15:12'30.171
7	34.257	33.539	25.151	37.230	2'10.177P	258,4	15:14'40.348
8	10'45.410	34.062	22.725	29.355	12'11.552P	254,7	15:26'51.900
9	33.877	33.051	22.342	29.095	1'58.365	259,6	15:28'50.265
10	33.548	33.092	22.314	28.905	1'57.859	259,0	15:30'48.124
11	33.513	33.004	25.190	29.128	2'00.835	257,1	15:32'48.959
12	33.595	32.839	22.631	28.943	1'58.008	262,1	15:34'46.967
13	33.837	32.816	22.435	29.384	1'58.472	257,1	15:36'45.439
14	33.821	33.459	22.707	35.760	2'05.747P	256,5	15:38'51.186
15	4'14.976	33.231	22.678	29.045	5'39.930P	257,1	15:44'31.116
16	33.567	32.866	22.205	28.698	1'57.336	260,9	15:46'28.452
17	33.759	32.913	22.371	29.006	1'58.049	258,4	15:48'26.501
18	33.704	33.367	22.260	28.966	1'58.297	260,9	15:50'24.798

23° 15 A. COPPOLA (1'58.009)							
Lap	Seg.1	Seg.2	Seg.3	Seg.4	Lap Time	km/h	Local Time
1		35.429	23.601	29.770		258,4	15:02'49.197
2	33.852	33.238	23.158	29.168	1'59.416	260,2	15:04'48.613
3	33.524	33.049	22.609	28.928	1'58.110	258,4	15:06'46.723
4	33.404	33.105	22.716	28.894	1'58.119	258,4	15:08'44.842
5	33.513	32.957	22.633	28.906	1'58.009	262,1	15:10'42.851
6	34.681	34.488	24.259	35.730	2'09.158P	259,0	15:12'52.009
7	5'12.977	35.693	23.803	29.488	6'41.961P	255,3	15:19'33.970
8	33.798	33.278	22.796	29.202	1'59.074P	258,4	15:21'33.044
9	33.488	33.179	22.713	29.329	1'58.709	257,1	15:23'31.753
10	33.695	33.367	25.208	29.577	2'01.847	255,3	15:25'33.600
11	43.849	34.806	23.643	36.726	2'19.024P	254,7	15:27'52.624
12	8'41.848	33.775	22.510	31.589	10'09.722P	227,4	15:38'02.346
13	33.868	33.075	22.225	28.955	1'58.123	257,8	15:40'00.469
14	33.367	32.786	22.793	32.555	2'01.501	262,8	15:42'01.970
15	33.572	33.140	25.236	35.173	2'07.121	228,8	15:44'09.091
16	46.564	34.388	30.258	29.202	2'20.412	259,0	15:46'29.503
17	33.225	32.900	22.490	37.763	2'06.378	259,6	15:48'35.881
18	1'00.797	35.168	24.081	38.701	2'38.747P	252,9	15:51'14.628

21° 10 N. CALERO (1'57.510)							
Lap	Seg.1	Seg.2	Seg.3	Seg.4	Lap Time	km/h	Local Time
1		34.128	22.998	29.334		257,8	15:02'08.184
2	33.909	33.348	22.513	29.346	1'59.116	257,1	15:04'07.300
3	37.445	33.331	22.491	29.568	2'02.835	256,5	15:06'10.135
4	33.770	34.118	24.444	29.144	2'01.476	252,3	15:08'11.611
5	33.381	33.357	22.365	29.177	1'58.280	255,9	15:10'09.891
6	37.525	35.264	24.096	36.786	2'13.671P	247,1	15:12'23.562
7	7'18.985	38.535	22.777	29.084	8'49.381P	257,8	15:21'12.943
8	39.180	34.730	23.114	29.011	2'06.035	256,5	15:23'18.978
9	34.089	33.399	33.292	36.988	2'17.768P	247,1	15:25'36.746
10	6'59.638	33.425	22.461	29.021	8'24.545P	257,8	15:34'01.291
11	33.325	33.371	22.427	29.317	1'58.440	253,5	15:35'59.731
12	35.565	34.049	38.972	37.360	2'25.946P	248,8	15:38'25.677
13	3'38.443	36.274	23.243	31.433	5'09.393P	223,6	15:43'35.070
14	34.515	33.079	24.311	28.773	2'00.678	258,4	15:45'35.748
15	33.125	33.086	22.299	29.000	1'57.510	255,3	15:47'33.258
16	33.326	32.928	22.379	28.951	1'57.584	255,9	15:49'30.842
17	33.222	33.127	22.300	29.019	1'57.668	255,9	15:51'28.510

24° 83 L. EPIS (1'58.134)							
Lap	Seg.1	Seg.2	Seg.3	Seg.4	Lap Time	km/h	Local Time
1		35.549	24.212	30.001		259,6	15:02'26.744
2	35.644	33.823	23.347	29.330	2'02.144	266,0	15:04'28.888
3	34.593	33.712	23.297	29.037	2'00.639	260,9	15:06'29.527
4	34.356	33.801	22.839	29.132	2'00.128	256,5	15:08'29.655
5	34.266	33.822	22.967	29.275	2'00.330	256,5	15:10'29.985
6	34.368	33.335	22.807	29.215	1'59.725C	257,1	15:12'29.710
7	34.547	33.874	23.389	36.597	2'08.407P	253,5	15:14'38.117
8	11'13.016	35.120	23.492	29.485	12'41.113P	260,9	15:27'19.230
9	33.835	33.778	22.819	29.117	1'59.549	257,1	15:29'18.779
10	33.578	33.341	22.636	29.071	1'58.626	259,0	15:31'17.405
11	33.787	33.277	22.680	34.582	2'04.326P	255,3	15:33'21.731
12	7'31.969	34.962	30.130	29.893	9'06.954P	252,3	15:42'28.685
13	34.186	33.323	22.497	29.059	1'59.065	259,0	15:44'27.750
14	33.709	33.184	22.543	28.844	1'58.280	257,8	15:46'26.030
15	33.658	40.467	23.009	28.750	2'05.884	261,5	15:48'31.914
16	33.544	33.247	22.700	28.643	1'58.134	263,4	15:50'30.048

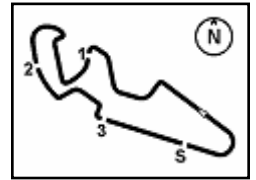
22° 77 W. TESSELS (1'57.681)							
Lap	Seg.1	Seg.2	Seg.3	Seg.4	Lap Time	km/h	Local Time
1		35.209	23.976	29.712		260,2	15:02'13.199

25° 56 P. SEBESTYEN (1'58.621)							
Lap	Seg.1	Seg.2	Seg.3	Seg.4	Lap Time	km/h	Local Time
1		34.997	23.750	29.963		256,5	15:02'14.924
2	34.847	34.329	23.540	29.480	2'02.196	259,6	15:04'17.120
3	34.426	33.817	23.127	36.660	2'08.030P	258,4	15:06'25.150

13/04/2018 P = Pits In/Out - C = Lap Time Cancelled

These data/results cannot be reproduced, stored and/or transmitted in whole or in part by any manner of electronic, mechanical, photocopying, recording, broadcasting or otherwise now known or herein after developed without the previous express consent by the copyright owner, except for reproduction in daily press and regular printed publications on sale to the public within 60 days of the event related to those data/results and always provided that copyright symbol appears together as follows below.

© DORNA WSBK ORGANIZATION Srl 2018



Spanish Round, 13-14-15 April 2018

World Supersport - Chronological Analysis Free Practice 2nd Session

4	9'22.450	34.639	23.509	29.607	10'50.205P	255,3	15:17'15.355	9	33.887	33.706	22.843	29.515	1'59.951	252,9	15:21'42.609
5	34.455	33.918	23.225	29.546	2'01.144	254,7	15:19'16.499	10	33.798	34.469	36.170	30.101	2'14.538	250,6	15:23'57.147
6	34.466	33.943	23.088	29.373	2'00.870	257,1	15:21'17.369	11	34.445	34.045	29.598	29.865	2'07.953	250,6	15:26'05.100
7	34.351	33.980	23.047	29.377	2'00.755	255,9	15:23'18.124	12	34.179	33.959	23.016	36.259	2'07.413P	250,6	15:28'12.513
8	35.469	33.812	23.298	37.371	2'09.950P	254,7	15:25'28.074	13	8'22.282	34.276	23.184	29.691	9'49.433P	250,6	15:38'01.946
9	8'36.115	33.805	22.893	29.412	10'02.225P	255,9	15:35'30.299	14	36.605	35.795	22.944	29.508	2'04.852	250,6	15:40'06.798
10	34.049	33.417	22.698	29.318	1'59.482	254,7	15:37'29.781	15	34.283	33.834	23.096	29.367	2'00.580	250,0	15:42'07.378
11	34.263	33.654	22.933	36.726	2'07.576P	255,3	15:39'37.357	16	33.864	33.387	22.893	29.383	1'59.527	251,7	15:44'06.905
12	4'18.177	33.444	22.942	29.957	5'44.520P	253,5	15:45'21.877	17	33.791	33.330	22.953	29.304	1'59.378	253,5	15:46'06.283
13	33.741	33.366	22.742	29.090	1'58.939	257,8	15:47'20.816	18	33.607	33.428	22.872	29.367	1'59.274	251,7	15:48'05.557
14	33.779	33.207	22.640	28.995	1'58.621	258,4	15:49'19.437	19	34.013	33.761	22.845	29.286	1'59.905C	252,9	15:50'05.462

26° 35 S. HILL (1'58.637)

Lap	Seg.1	Seg.2	Seg.3	Seg.4	Lap Time	km/h	Local Time
1		35.309	22.900	29.547		255,9	15:02'21.355
2	34.224	33.593	22.580	29.427	1'59.824	256,5	15:04'21.179
3	33.947	33.495	22.500	29.483	1'59.425	251,7	15:06'20.604
4	44.036	34.467	24.333	37.792	2'20.628P	249,4	15:08'41.232
5	8'20.515	37.361	24.596	29.659	9'52.131CP	251,7	15:18'33.363
6	33.907	33.314	22.603	29.465	1'59.289	251,7	15:20'32.652
7	33.796	33.542	24.802	29.477	2'01.617	251,7	15:22'34.269
8	35.431	35.211	22.870	29.373	2'02.885	251,2	15:24'37.154
9	33.910	33.309	22.499	29.297	1'59.015	251,7	15:26'36.169
10	33.868	33.313	22.482	29.333	1'58.996	252,9	15:28'35.165
11	37.538	37.879	23.860	37.122	2'16.399P	247,7	15:30'51.564
12	10'01.189	35.792	25.532	29.627	11'32.140P	251,7	15:42'23.704
13	35.925	33.735	30.381	29.625	2'09.666	250,6	15:44'33.370
14	33.900	33.155	22.558	29.024	1'58.637	257,1	15:46'32.007
15	33.714	33.478	22.571	29.187	1'58.950	256,5	15:48'30.957
16	33.871	33.249	22.788	29.084	1'58.992	256,5	15:50'29.949

27° 6 C. PEROLARI (1'58.846)

Lap	Seg.1	Seg.2	Seg.3	Seg.4	Lap Time	km/h	Local Time
1		34.313	23.382	29.328		254,1	15:03'37.940
2	33.993	33.851	23.034	29.113	1'59.991	254,1	15:05'37.931
3	33.844	33.488	23.043	29.053	1'59.428	253,5	15:07'37.359
4	34.605	34.117	23.479	29.490	2'01.691	255,3	15:09'39.050
5	34.008	33.534	23.064	29.202	1'59.808	255,9	15:11'38.858
6	33.772	33.616	22.973	29.160	1'59.521	258,4	15:13'38.379
7	35.697	34.624	23.594	29.525	2'03.440	252,9	15:15'41.819
8	33.999	33.783	23.198	29.377	2'00.357	252,9	15:17'42.176
9	33.850	33.729	23.077	29.362	2'00.018	253,5	15:19'42.194
10	33.765	33.680	22.913	29.328	1'59.686	254,1	15:21'41.880
11	35.088	35.086	24.061	36.241	2'10.476P	252,9	15:23'52.356
12	9'57.648	34.429	23.155	29.370	11'24.602P	251,7	15:35'16.958
13	33.677	33.562	22.979	29.316	1'59.534	254,7	15:37'16.492
14	33.776	33.535	22.918	29.357	1'59.586	254,1	15:39'16.078
15	33.717	35.585	23.860	29.642	2'02.804	253,5	15:41'18.882
16	34.104	34.772	23.779	29.601	2'02.256	252,9	15:43'21.138
17	33.722	33.476	23.063	29.255	1'59.516	253,5	15:45'20.654
18	33.717	33.418	22.833	29.132	1'59.100	252,9	15:47'19.754
19	33.450	33.462	22.768	29.166	1'58.846	254,7	15:49'18.600
20	33.703	35.107	23.240	29.449	2'01.499	253,5	15:51'20.099

28° 96 A. IRWIN (1'59.274)

Lap	Seg.1	Seg.2	Seg.3	Seg.4	Lap Time	km/h	Local Time
1		36.053	23.828	37.070		248,8	15:02'31.366
2	3'36.062	34.618	23.651	29.731	5'04.062P	247,1	15:07'35.428
3	34.385	34.045	23.144	29.601	2'01.175	250,0	15:09'36.603
4	34.351	33.842	23.209	29.542	2'00.944	249,4	15:11'37.547
5	34.231	33.851	22.999	29.545	2'00.626	250,6	15:13'38.173
6	34.448	36.949	23.576	29.719	2'04.692	249,4	15:15'42.865
7	33.984	33.658	22.852	29.423	1'59.917	251,7	15:17'42.782
8	33.957	33.657	22.836	29.426	1'59.876	253,5	15:19'42.658

13/04/2018

P = Pits In/Out - C = Lap Time Cancelled

These data/results cannot be reproduced, stored and/or transmitted in whole or in part by any manner of electronic, mechanical, photocopying, recording, broadcasting or otherwise now known or herein after developed without the previous express consent by the copyright owner, except for reproduction in daily press and regular printed publications on sale to the public within 60 days of the event related to those data/results and always provided that copyright symbol appears together as follows below.

© DORNA WSBK ORGANIZATION Srl 2018