

Spanish Round, 13-14-15 April 2018

World Supersport - Results Superpole 1

MotorLand Aragon 5.077 m

1 / 2

No.	Rider	Nat	Team	Bike	Class	Time	Gap	Rel.	Laps	Speed	
										Avg	Max
1*	78 H. OKUBO	JPN	Kawasaki Puccetti Racing	Kawasaki ZX-6R		1'55.097			5	158,798	275,5
2*	32 S. MORAIS	POR	Kawasaki Puccetti Racing	Kawasaki ZX-6R		1'55.116	0.019	0.019	6	158,772	271,4
3	66 N. TUULI	FIN	CIA Landlord Insurance Honda	Honda CBR600RR		1'55.127	0.030	0.011	6	158,757	273,4
4	36 T. GRADINGER	AUT	NRT	Yamaha YZF R6		1'55.234	0.137	0.107	6	158,609	272,7
5	13 A. WEST	AUS	EAB antwest Racing	Kawasaki ZX-6R		1'55.413	0.316	0.179	6	158,363	270,7
6	47 R. HARTOG	NED	Team Hartog - Against Cancer	Kawasaki ZX-6R	ESS	1'55.529	0.432	0.116	6	158,204	267,3
7	35 S. HILL	GBR	Profile Racing	Triumph Daytona 675		1'56.064	0.967	0.535	6	157,475	262,8
8	10 N. CALERO	ESP	Orelac Racing VerdNatura	Kawasaki ZX-6R		1'56.124	1.027	0.060	5	157,394	259,0
9	22 E. LAHTI	FIN	Sterkman Motorsport by HRP	Suzuki GSX-R600	ESS	1'56.224	1.127	0.100	6	157,258	258,4
10	15 A. COPPOLA	ITA	GRT Yamaha Official WorldSSP Junior Team	Yamaha YZF R6	ESS	1'56.295	1.198	0.071	6	157,162	262,8
11	84 L. CRESSON	BEL	Kallio Racing	Yamaha YZF R6		1'56.341	1.244	0.046	7	157,100	275,5
12	38 H. SOOMER	EST	Racedays	Honda CBR600RR		1'56.666	1.569	0.325	6	156,663	265,4
13	74 J. VAN SIKKELERUS	NED	GEMAR Team Lorini	Honda CBR600RR		1'56.699	1.602	0.033	6	156,618	264,7
14	6 C. PEROLARI	FRA	GMT94 Yamaha	Yamaha YZF R6		1'57.267	2.170	0.568	6	155,860	264,1
15	77 W. TESSELS	NED	Chromeburner Wayne's Racingteam MitM	Kawasaki ZX-6R	ESS	1'57.390	2.293	0.123	7	155,696	273,4
16	96 A. IRWIN	GBR	CIA Landlord Insurance Honda	Honda CBR600RR		1'57.806	2.709	0.416	7	155,147	259,6
17	83 L. EPIS	AUS	Team GoEleven Kawasaki	Kawasaki ZX-6R		1'57.849	2.752	0.043	6	155,090	264,7
18	56 P. SEBESTYEN	HUN	SSP Hungary Racing	Kawasaki ZX-6R	ESS	1'58.506	3.409	0.657	7	154,230	267,3

* Qualified to Superpole 2

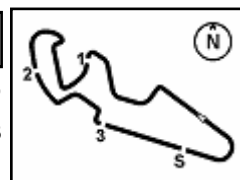
AIR	Humidity:	73%	Temp:	13°C
TRACK	Condition:	Dry	Temp:	22°C

Records	Pole (QP)	2015 J.Cluzel	1'53.138	161,550	Km/h
	Race (RC)	2015 P.Jacobsen	1'54.605	159,480	Km/h
	Circuit (QP)	2015 J.Cluzel	1'53.138	161,550	Km/h

Start End The results are provisional until the end of the time limit for protests and appeals
 14/04/2018 14:35 14:52 and the completion of the technical checks.

These data/results cannot be reproduced, stored and/or transmitted in whole or in part by any manner of electronic, mechanical, photocopying, recording, broadcasting or otherwise now known or herein after developed without the previous express consent by the copyright owner, except for reproduction in daily press and regular printed publications on sale to the public within 60 days of the event related to those data/results and always provided that copyright symbol appears together as follows below.

© DORNA WSBK ORGANIZATION Srl 2018



Spanish Round, 13-14-15 April 2018

World Supersport - Results Superpole 1

Session Highlights

Local Time	No. Rider	Description
14.35.00		Start
14.39.50	10 N. CALERO	On the Gravel - Re-Joined - Turn 14
14.47.45	77 W. TESSELS	On the Gravel - Re-Joined - Turn 5
14.52.02	38 H. SOOMER	Lap Cancelled (1'57.033) - Exceeded Track Limits - Turn 15
14.52.12		End Of Session

Fastest Laps Sequence

No.	Rider	Nat	Team	Bike	Local Time	Time	Gap	Avg
22	E. LAHTI	FIN	Sterkman Motorsport by HRP	Suzuki GSX-R600	14:38'54.647	1'57.384		155,704
36	T. GRADINGER	AUT	NRT	Yamaha YZF R6	14:38'55.316	1'56.497	-0.887	156,890
13	A. WEST	AUS	EAB antwest Racing	Kawasaki ZX-6R	14:38'55.518	1'55.969	-0.528	157,604
78	H. OKUBO	JPN	Kawasaki Puccetti Racing	Kawasaki ZX-6R	14:39'01.925	1'55.539	-0.430	158,191
47	R. HARTOG	NED	Team Hartog - Against Cancer	Kawasaki ZX-6R	14:46'39.306	1'55.529	-0.010	158,204
36	T. GRADINGER	AUT	NRT	Yamaha YZF R6	14:48'29.230	1'55.234	-0.295	158,609
78	H. OKUBO	JPN	Kawasaki Puccetti Racing	Kawasaki ZX-6R	14:50'31.770	1'55.097	-0.137	158,798

Start 14:35 End 14:52 The results are provisional until the end of the time limit for protests and appeals and the completion of the technical checks.

These data/results cannot be reproduced, stored and/or transmitted in whole or in part by any manner of electronic, mechanical, photocopying, recording, broadcasting or otherwise now known or herein after developed without the previous express consent by the copyright owner, except for reproduction in daily press and regular printed publications on sale to the public within 60 days of the event related to those data/results and always provided that copyright symbol appears together as follows below.

© DORNA WSBK ORGANIZATION Srl 2018

Spanish Round, 13-14-15 April 2018

World Supersport - Best Sectors & Speed Superpole 1

MotorLand Aragon 5.077 m

BEST LAP			
1	78 H. OKUBO	Kawasaki ZX-6R	1'55.097
2	32 S. MORAIS	Kawasaki ZX-6R	1'55.116
3	66 N. TUULI	Honda CBR600RR	1'55.127
4	36 T. GRADINGER	Yamaha YZF R6	1'55.234
5	13 A. WEST	Kawasaki ZX-6R	1'55.413
6	47 R. HARTOG	Kawasaki ZX-6R	1'55.529
7	35 S. HILL	Triumph Daytona 675	1'56.064
8	10 N. CALERO	Kawasaki ZX-6R	1'56.124
9	22 E. LAHTI	Suzuki GSX-R600	1'56.224
10	15 A. COPPOLA	Yamaha YZF R6	1'56.295
11	84 L. CRESSON	Yamaha YZF R6	1'56.341
12	38 H. SOOMER	Honda CBR600RR	1'56.666
13	74 J. VAN SIKKELERUS	Honda CBR600RR	1'56.699
14	6 C. PEROLARI	Yamaha YZF R6	1'57.267
15	77 W. TESSELS	Kawasaki ZX-6R	1'57.390
16	96 A. IRWIN	Honda CBR600RR	1'57.806
17	83 L. EPIS	Kawasaki ZX-6R	1'57.849
18	56 P. SEBESTYEN	Kawasaki ZX-6R	1'58.506

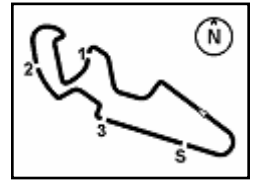
SPEED			
1	84 L. CRESSON	Yamaha YZF R6	275.5
2	78 H. OKUBO	Kawasaki ZX-6R	275.5
3	77 W. TESSELS	Kawasaki ZX-6R	273.4
4	66 N. TUULI	Honda CBR600RR	273.4
5	36 T. GRADINGER	Yamaha YZF R6	272.7
6	32 S. MORAIS	Kawasaki ZX-6R	271.4
7	13 A. WEST	Kawasaki ZX-6R	270.7
8	56 P. SEBESTYEN	Kawasaki ZX-6R	267.3
9	47 R. HARTOG	Kawasaki ZX-6R	267.3
10	38 H. SOOMER	Honda CBR600RR	265.4
11	83 L. EPIS	Kawasaki ZX-6R	264.7
12	74 J. VAN SIKKELERUS	Honda CBR600RR	264.7
13	6 C. PEROLARI	Yamaha YZF R6	264.1
14	15 A. COPPOLA	Yamaha YZF R6	262.8
15	35 S. HILL	Triumph Daytona 675	262.8
16	96 A. IRWIN	Honda CBR600RR	259.6
17	10 N. CALERO	Kawasaki ZX-6R	259.0
18	22 E. LAHTI	Suzuki GSX-R600	258.4

SEG. 1		SEG. 2		SEG. 3		SEG. 4		
1	36 T. GRADINGER	32.558	1	66 N. TUULI	32.218	1	78 H. OKUBO	27.975
2	66 N. TUULI	32.571	2	32 S. MORAIS	32.310	2	36 T. GRADINGER	27.998
3	78 H. OKUBO	32.645	3	36 T. GRADINGER	32.329	3	13 A. WEST	28.087
4	13 A. WEST	32.665	4	47 R. HARTOG	32.352	4	32 S. MORAIS	28.119
5	32 S. MORAIS	32.740	5	35 S. HILL	32.388	5	47 R. HARTOG	28.188
6	47 R. HARTOG	32.760	6	13 A. WEST	32.413	6	84 L. CRESSON	28.196
7	10 N. CALERO	32.776	7	78 H. OKUBO	32.437	7	66 N. TUULI	28.293
8	15 A. COPPOLA	32.893	8	22 E. LAHTI	32.454	8	35 S. HILL	28.313
9	35 S. HILL	32.968	9	84 L. CRESSON	32.486	9	77 W. TESSELS	28.395
10	22 E. LAHTI	33.010	10	10 N. CALERO	32.557	10	6 C. PEROLARI	28.426
11	74 J. VAN SIKKELERUS	33.082	11	15 A. COPPOLA	32.589	11	38 H. SOOMER	28.510
12	38 H. SOOMER	33.122	12	38 H. SOOMER	32.637	12	22 E. LAHTI	28.537
13	6 C. PEROLARI	33.165	13	74 J. VAN SIKKELERUS	32.762	13	10 N. CALERO	28.539
14	84 L. CRESSON	33.195	14	96 A. IRWIN	32.951	14	83 L. EPIS	28.540
15	96 A. IRWIN	33.244	15	83 L. EPIS	32.958	15	15 A. COPPOLA	28.585
16	77 W. TESSELS	33.268	16	6 C. PEROLARI	32.986	16	74 J. VAN SIKKELERUS	28.618
17	56 P. SEBESTYEN	33.425	17	77 W. TESSELS	33.004	17	56 P. SEBESTYEN	28.683
18	83 L. EPIS	33.551	18	56 P. SEBESTYEN	33.067	18	96 A. IRWIN	28.872

14/04/2018

These data/results cannot be reproduced, stored and/or transmitted in whole or in part by any manner of electronic, mechanical, photocopying, recording, broadcasting or otherwise now known or herein after developed without the previous express consent by the copyright owner, except for reproduction in daily press and regular printed publications on sale to the public within 60 days of the event related to those data/results and always provided that copyright symbol appears together as follows below.

© DORNA WSBK ORGANIZATION Srl 2018



Spanish Round, 13-14-15 April 2018

World Supersport - Chronological Analysis Superpole 1

1° 78 H. OKUBO (1'55.097)							
Lap	Seg.1	Seg.2	Seg.3	Seg.4	Lap Time	km/h	Local Time
1		33.259	22.648	28.368		268,7	14:37'06.386
2	32.829	32.571	22.164	27.975	1'55.539	275,5	14:39'01.925
3	32.706	32.465	22.290	28.351	1'55.812	271,4	14:40'57.737
4	33.639	34.494	23.215	37.374	2'08.722P	253,5	14:43'06.459
5	4'07.002	32.746	22.216	28.250	5'30.214P	267,3	14:48'36.673
6	32.645	32.437	21.966	28.049	1'55.097	269,3	14:50'31.770

2° 32 S. MORAIS (1'55.116)							
Lap	Seg.1	Seg.2	Seg.3	Seg.4	Lap Time	km/h	Local Time
1		34.442	22.946	28.487		268,0	14:37'20.658
2	33.037	32.692	22.297	28.119	1'56.145	271,4	14:39'16.803
3	32.813	32.658	22.183	28.148	1'55.802	268,7	14:41'12.605
4	33.448	32.815	22.384	34.824	2'03.471P	268,7	14:43'16.076
5	2'53.033	36.192	25.447	35.196	4'29.868P	143,8	14:47'45.944
6	33.095	33.528	22.771	29.189	1'58.583	247,1	14:49'44.527
7	32.740	32.310	21.817	28.249	1'55.116	266,7	14:51'39.643

3° 66 N. TUULI (1'55.127)							
Lap	Seg.1	Seg.2	Seg.3	Seg.4	Lap Time	km/h	Local Time
1		34.281	23.131	28.422		266,7	14:37'02.531
2	32.896	32.565	22.784	30.929	1'59.174	251,2	14:39'01.705
3	32.768	32.218	23.076	28.293	1'56.355	273,4	14:40'58.060
4	33.543	33.062	22.216	33.863	2'02.684P	263,4	14:43'00.744
5	2'46.003	32.917	22.327	28.452	4'09.699P	262,8	14:47'10.443
6	32.733	32.304	22.078	28.463	1'55.578	262,1	14:49'06.021
7	32.571	32.282	21.944	28.330	1'55.127	264,7	14:51'01.148

4° 36 T. GRADINGER (1'55.234)							
Lap	Seg.1	Seg.2	Seg.3	Seg.4	Lap Time	km/h	Local Time
1		34.245	23.066	28.922		268,7	14:36'58.819
2	33.370	32.750	22.312	28.065	1'56.497	269,3	14:38'55.316
3	32.812	32.559	22.243	28.054	1'55.668	272,7	14:40'50.984
4	33.070	32.966	22.335	34.908	2'03.279P	257,8	14:42'54.263
5	2'16.308	32.970	22.303	28.152	3'39.733P	266,7	14:46'33.996
6	32.740	32.329	22.167	27.998	1'55.234	268,0	14:48'29.230
7	32.558	32.434	22.217	28.161	1'55.370	269,3	14:50'24.600

5° 13 A. WEST (1'55.413)							
Lap	Seg.1	Seg.2	Seg.3	Seg.4	Lap Time	km/h	Local Time
1		33.950	22.970	30.163		252,3	14:36'59.549
2	33.173	32.442	22.267	28.087	1'55.969	270,7	14:38'55.518
3	32.819	32.679	22.120	28.174	1'55.792	268,7	14:40'51.310
4	34.197	32.904	22.516	34.343	2'03.960P	263,4	14:42'55.270
5	3'43.231	34.134	23.093	28.732	5'09.190P	260,2	14:48'04.460
6	32.754	32.445	21.991	28.258	1'55.448	262,1	14:49'59.908
7	32.665	32.413	21.994	28.341	1'55.413	262,1	14:51'55.321

6° 47 R. HARTOG (1'55.529)							
Lap	Seg.1	Seg.2	Seg.3	Seg.4	Lap Time	km/h	Local Time
1		33.926	22.957	28.938		266,0	14:36'58.566
2	34.306	32.775	22.437	28.426	1'57.944	267,3	14:38'56.510
3	33.042	32.352	22.161	34.090	2'01.645P	267,3	14:40'58.155
4	2'22.366	32.607	22.239	28.410	3'45.622P	264,7	14:44'43.777
5	32.760	32.375	22.206	28.188	1'55.529	265,4	14:46'39.306
6	32.976	32.549	22.206	28.291	1'56.022	264,7	14:48'35.328
7	33.160	32.833	22.267	28.736	1'56.996	262,1	14:50'32.324

7° 35 S. HILL (1'56.064)							
Lap	Seg.1	Seg.2	Seg.3	Seg.4	Lap Time	km/h	Local Time
1		34.180	23.670	28.705		262,8	14:37'01.254
2	33.813	33.752	23.265	29.671	2'00.501	251,7	14:39'01.755

3	34.991	36.254	24.554	34.903	2'10.702P	259,0	14:41'12.457
4	2'22.340	33.519	26.187	28.544	3'50.590P	262,1	14:45'03.047
5	32.968	32.558	22.225	28.313	1'56.064	262,8	14:46'59.111
6	33.134	32.628	22.632	29.015	1'57.409	261,5	14:48'56.520
7	32.986	32.388	22.245	28.519	1'56.138	261,5	14:50'52.658

8° 10 N. CALERO (1'56.124)							
Lap	Seg.1	Seg.2	Seg.3	Seg.4	Lap Time	km/h	Local Time
1		37.572	24.461	30.715		233,3	14:37'17.298
2	34.095	33.387	36.476	29.340	2'13.298	257,8	14:39'30.596
3	33.290	32.993	22.250	28.698	1'57.231	259,0	14:41'27.827
4	34.361	34.555	22.835	35.355	2'07.106P	257,1	14:43'34.933
5	3'21.393	34.349	23.594	32.903	4'52.239P	196,4	14:48'27.172
6	32.776	32.557	22.252	28.539	1'56.124	258,4	14:50'23.296

9° 22 E. LAHTI (1'56.224)							
Lap	Seg.1	Seg.2	Seg.3	Seg.4	Lap Time	km/h	Local Time
1		33.486	22.857	29.100		255,9	14:36'57.263
2	33.433	32.893	22.369	28.689	1'57.384	257,1	14:38'54.647
3	33.138	32.583	22.142	28.783	1'56.646	257,8	14:40'51.293
4	33.793	33.088	22.528	34.810	2'04.219P	250,6	14:42'55.512
5	1'57.653	33.043	22.639	28.787	3'22.122P	256,5	14:46'17.634
6	33.010	32.454	22.223	28.537	1'56.224	257,8	14:48'13.858
7	33.045	32.529	22.175	28.576	1'56.325	258,4	14:50'10.183

10° 15 A. COPPOLA (1'56.295)							
Lap	Seg.1	Seg.2	Seg.3	Seg.4	Lap Time	km/h	Local Time
1		34.714	23.776	29.793		260,9	14:37'18.648
2	33.588	32.955	23.123	28.823	1'58.489	260,2	14:39'17.137
3	33.309	32.840	22.331	28.896	1'57.376	262,8	14:41'14.513
4	33.741	32.982	22.597	35.194	2'04.514P	260,9	14:43'19.027
5	2'50.548	35.227	25.226	36.518	4'27.519P	145,4	14:47'46.546
6	33.091	33.115	23.186	29.253	1'58.645	244,9	14:49'45.191
7	32.893	32.589	22.228	28.585	1'56.295	262,1	14:51'41.486

11° 84 L. CRESSON (1'56.341)							
Lap	Seg.1	Seg.2	Seg.3	Seg.4	Lap Time	km/h	Local Time
1		34.067	23.524	28.237		274,1	14:37'02.842
2	33.359	32.885	22.760	28.219	1'57.223	273,4	14:39'00.065
3	33.241	32.787	22.791	28.227	1'57.046	274,8	14:40'57.111
4	35.507	34.962	22.998	28.196	2'01.663	275,5	14:42'58.774
5	33.575	37.416	24.232	28.436	2'03.659	270,7	14:45'02.433
6	33.195	32.486	22.452	28.208	1'56.341	272,7	14:46'58.774
7	33.204	32.671	22.345	28.475	1'56.695	268,0	14:48'55.469
8	33.198	32.670	22.386	28.346	1'56.600	269,3	14:50'52.069

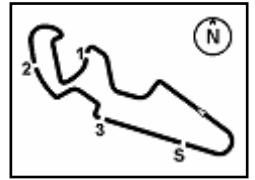
12° 38 H. SOOMER (1'56.666)							
Lap	Seg.1	Seg.2	Seg.3	Seg.4	Lap Time	km/h	Local Time
1		33.944	22.869	28.679		264,7	14:37'08.719
2	33.299	32.785	22.355	28.510	1'56.949	265,4	14:39'05.668
3	33.740	33.431	22.524	34.039	2'03.734P	264,7	14:41'09.402
4	2'55.115	33.258	22.421	28.720	4'19.514P	260,9	14:45'28.916
5	33.355	32.637	22.153	28.521	1'56.666	262,8	14:47'25.582
6	36.218	33.513	22.556	28.591	2'00.878	262,1	14:49'26.460
7	33.122	32.695	22.397	28.819	1'57.033C	259,0	14:51'23.493

13° 74 J. VAN SIKKELERUS (1'56.699)							
Lap	Seg.1	Seg.2	Seg.3	Seg.4	Lap Time	km/h	Local Time
1		34.116	23.688	29.140		264,7	14:37'05.092
2	33.788	32.883	22.628	28.706	1'58.005	262,8	14:39'03.097
3	33.148	33.236	22.870	28.618	1'57.872	264,7	14:41'00.969
4	35.758	33.296	22.626	34.651	2'06.331P	258,4	14:43'07.300
5	2'45.481	35.890	23.260	34.806	4'19.437P	138,3	14:47'26.737
6	33.268	32.960	22.248	28.828	1'57.304	257,1	14:49'24.041

14/04/2018 P = Pits In/Out - C = Lap Time Cancelled

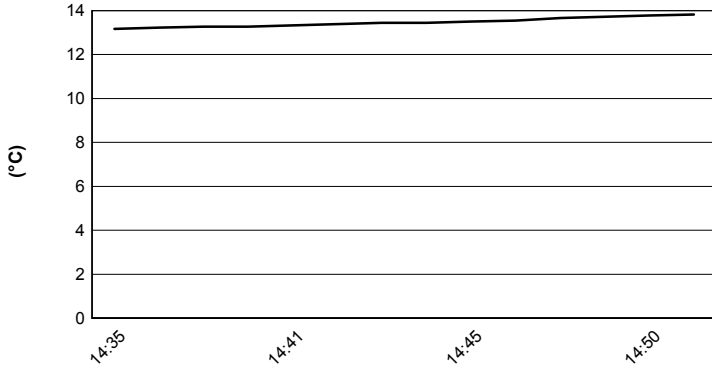
These data/results cannot be reproduced, stored and/or transmitted in whole or in part by any manner of electronic, mechanical, photocopying, recording, broadcasting or otherwise now known or herein after developed without the previous express consent by the copyright owner, except for reproduction in daily press and regular printed publications on sale to the public within 60 days of the event related to those data/results and always provided that copyright symbol appears together as follows below.

© DORNA WSBK ORGANIZATION Srl 2018

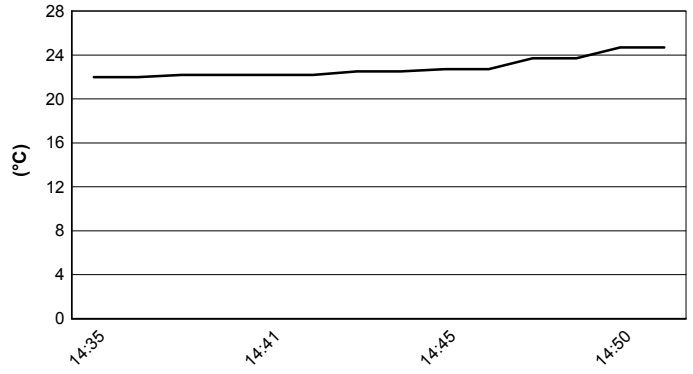


Spanish Round, 13-14-15 April 2018
World Supersport - Weather Report Superpole 1
 Session started 14:35 - Session ended 14:52


Air Temperature



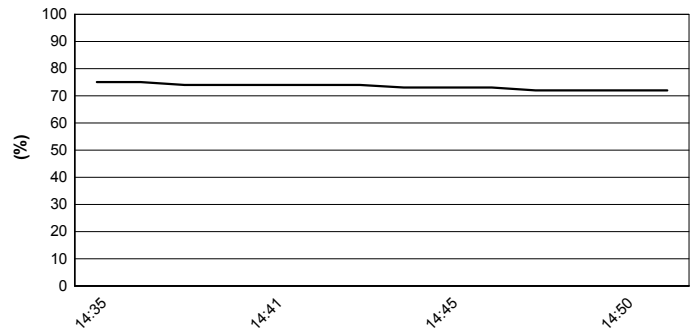
Track Temperature



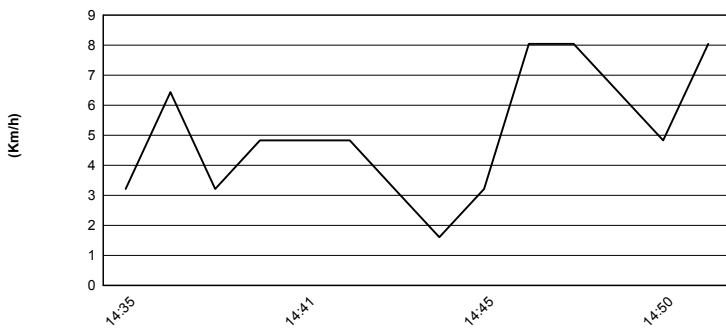
Air Pressure



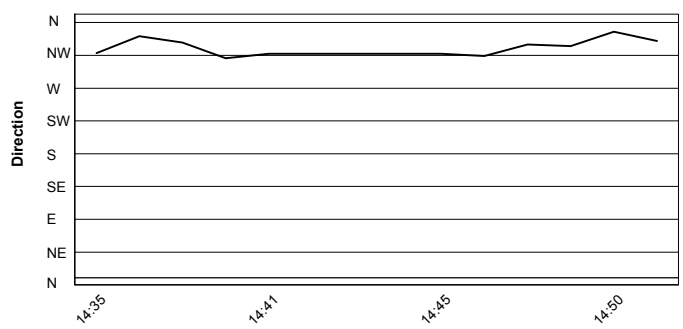
Humidity



Wind Speed



Wind Direction



14/04/2018

These data/results cannot be reproduced, stored and/or transmitted in whole or in part by any manner of electronic, mechanical, photocopying, recording, broadcasting or otherwise now known or herein after developed without the previous express consent by the copyright owner, except for reproduction in daily press and regular printed publications on sale to the public within 60 days of the event related to those data/results and always provided that copyright symbol appears together as follows below.

© DORNA WSBK ORGANIZATION Srl 2018

