

Spanish Round, 13-14-15 April 2018

World Supersport - Free Practices & Superpole Combined Results

MotorLand Aragon 5.077 m

No.	Rider	Nat	Team	Bike	Class	FPs	LL	Superpole	Gap	Time	Avg
1	11 S. CORTESE	GER	Kallio Racing	Yamaha YZF R6		1'54.800	33	1'53.567		1'53.567	160,938
2	144 L. MAHIAS	FRA	GRT Yamaha Official WorldSSP Team	Yamaha YZF R6		1'54.771	22	1'53.589	0.022	1'53.589	160,906
3	64 F. CARICASULO	ITA	GRT Yamaha Official WorldSSP Team	Yamaha YZF R6		1'54.820	34	1'53.648	0.081	1'53.648	160,823
4	3 R. DE ROSA	ITA	MV Agusta Reparto Corse by Vamag	MV Agusta F3 675		1'55.517	31	1'54.069	0.502	1'54.069	160,229
5	21 R. KRUMMENACHER	SUI	BARDAHL Evan Bros. WorldSSP Team	Yamaha YZF R6		1'54.750	30	1'54.174	0.607	1'54.174	160,082
6	16 J. CLUZEL	FRA	NRT	Yamaha YZF R6		1'54.868	30	1'54.421	0.854	1'54.421	159,736
7	32 S. MORAIS	POR	Kawasaki Puccetti Racing	Kawasaki ZX-6R		1'56.566	32	1'54.485	0.918	1'54.485	159,647
8	81 L. STAPLEFORD	GBR	Profile Racing	Triumph Daytona 675		1'55.356	24	1'54.518	0.951	1'54.518	159,601
9	86 A. BADOVINI	ITA	MV Agusta Reparto Corse by Vamag	MV Agusta F3 675		1'55.854	28	1'54.849	1.282	1'54.849	159,141
10	78 H. OKUBO	JPN	Kawasaki Puccetti Racing	Kawasaki ZX-6R		1'55.918	27	1'54.987	1.420	1'54.987	158,950
11	111 K. SMITH	GBR	GEMAR Team Lorini	Honda CBR600RR		1'55.840	27	1'55.139	1.572	1'55.139	158,740
12	65 M. CANDUCCI	ITA	Team GoEleven Kawasaki	Kawasaki ZX-6R		1'55.871	35	1'55.822	2.255	1'55.822	157,804
13	66 N. TUULI	FIN	CIA Landlord Insurance Honda	Honda CBR600RR		1'55.913	25	1'55.127		1'55.127	158,757
14	36 T. GRADINGER	AUT	NRT	Yamaha YZF R6		1'56.768	15	1'55.234	0.107	1'55.234	158,609
15	13 A. WEST	AUS	EAB antwest Racing	Kawasaki ZX-6R		1'56.399	21	1'55.413	0.286	1'55.413	158,363
16	47 R. HARTOG	NED	Team Hartog - Against Cancer	Kawasaki ZX-6R	ESS	1'55.898	21	1'55.529	0.402	1'55.529	158,204
17	35 S. HILL	GBR	Profile Racing	Triumph Daytona 675		1'58.637	29	1'56.064	0.937	1'56.064	157,475
18	10 N. CALERO	ESP	Orelac Racing VerdNatura	Kawasaki ZX-6R		1'57.510	30	1'56.124	0.997	1'56.124	157,394
19	22 E. LAHTI	FIN	Sterkman Motorsport by HRP	Suzuki GSX-R600	ESS	1'56.868	29	1'56.224	1.097	1'56.224	157,258
20	15 A. COPPOLA	ITA	GRT Yamaha Official WorldSSP Junior Team	Yamaha YZF R6	ESS	1'58.009	31	1'56.295	1.168	1'56.295	157,162
21	84 L. CRESSON	BEL	Kallio Racing	Yamaha YZF R6		1'57.110	28	1'56.341	1.214	1'56.341	157,100
22	38 H. SOOMER	EST	Racedays	Honda CBR600RR		1'57.336	23	1'56.666	1.539	1'56.666	156,663
23	74 J. VAN SIKKELERUS	NED	GEMAR Team Lorini	Honda CBR600RR		1'57.336	27	1'56.699	1.572	1'56.699	156,618
24	6 C. PEROLARI	FRA	GMT94 Yamaha	Yamaha YZF R6		1'58.846	37	1'57.267	2.140	1'57.267	155,860
25	77 W. TESSELS	NED	Chromeburner Wayne's Racingteam MIM	Kawasaki ZX-6R	ESS	1'57.681	34	1'57.390	2.263	1'57.390	155,696
26	96 A. IRWIN	GBR	CIA Landlord Insurance Honda	Honda CBR600RR		1'59.274	32	1'57.806	2.679	1'57.806	155,147
27	83 L. EPIS	AUS	Team GoEleven Kawasaki	Kawasaki ZX-6R		1'58.134	31	1'57.849	2.722	1'57.849	155,090
28	56 P. SEBESTYEN	HUN	SSP Hungary Racing	Kawasaki ZX-6R	ESS	1'58.621	23	1'58.506	3.379	1'58.506	154,230

14/04/2018

The results are provisional until the end of the time limit for protests and appeals and the completion of the technical checks.

These data/results cannot be reproduced, stored and/or transmitted in whole or in part by any manner of electronic, mechanical, photocopying, recording, broadcasting or otherwise now known or herein after developed without the previous express consent by the copyright owner, except for reproduction in daily press and regular printed publications on sale to the public within 60 days of the event related to those data/results and always provided that copyright symbol appears together as follows below.

© DORNA WSBK ORGANIZATION Srl 2018

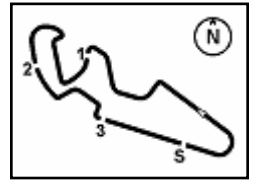
FIAT PERUGIA TIMING



Official Tyre Supplier



Official Timekeeper



MotorLand Aragon 5.077 m

Spanish Round, 13-14-15 April 2018

World Supersport - Provisional Starting Grid

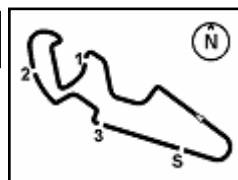
16 Laps x 5,077 km = 81,232 km

Rank	Number	Name	Team	Time	Class
1	11	CORTESE S.	Yamaha	1'53.567	SP2
2	3	DE ROSA R.	MV Agusta	1'54.069	SP2
3	32	MORAIS S.	Kawasaki	1'54.485	SP2
4	78	OKUBO H.	Kawasaki	1'54.987	SP2
5	66	TUULI N.	Honda	1'55.127	SP1
6	47	HARTOG R.	Kawasaki	1'55.529	SP1
7	22	LAHTI E.	Suzuki	1'56.224	SP1
8	38	SOOMER H.	Honda	1'56.666	SP1
9	77	TESSELS W.	Kawasaki	1'57.390	SP1
10	56	SEBESTYEN P.	Kawasaki	1'58.506	SP1
	64	CARICASULO F.	Yamaha	1'53.648	SP2
	144	MAHIAS L.	Yamaha	1'53.589	SP2
	21	KRUMMENACHER R.	Yamaha	1'54.174	SP2
	81	STAPLEFORD L.	Triumph	1'54.518	SP2
	111	SMITH K.	Honda	1'55.139	SP2
	36	GRADINGER T.	Yamaha	1'55.234	SP1
	35	HILL S.	Triumph	1'56.064	SP1
	15	COPPOLA A.	Yamaha	1'56.295	SP1
	74	VAN SIKKELERUS J.	Honda	1'56.699	SP1
	96	IRWIN A.	Honda	1'57.806	SP1
	16	CLUZEL J.	Yamaha	1'54.421	SP2
	86	BADOVINI A.	MV Agusta	1'54.849	SP2
	65	CANDUCCI M.	Kawasaki	1'55.822	SP2
	13	WEST A.	Kawasaki	1'55.413	SP1
	10	CALERO N.	Kawasaki	1'56.124	SP1
	84	CRESSON L.	Yamaha	1'56.341	SP1
	6	PEROLARI C.	Yamaha	1'57.267	SP1
	83	EPIS L.	Kawasaki	1'57.849	SP1

14/04/2018 Jury President

..... Race Director





Spanish Round, 13-14-15 April 2018

World Supersport - Results Superpole 2

No.	Rider	Nat	Team	Bike	Time	Gap	Rel.	Laps	Speed	
									Avg	Max
1	11 S. CORTESE	GER	Kallio Racing	Yamaha YZF R6	1'53.567			7	160,938	266,0
2	144 L. MAHIAS	FRA	GRT Yamaha Official WorldSSP Team	Yamaha YZF R6	1'53.589	0.022	0.022	5	160,906	264,7
3	64 F. CARICASULO	ITA	GRT Yamaha Official WorldSSP Team	Yamaha YZF R6	1'53.648	0.081	0.059	6	160,823	267,3
4	3 R. DE ROSA	ITA	MV Agusta Reparto Corse by Vamag	MV Agusta F3 675	1'54.069	0.502	0.421	6	160,229	268,0
5	21 R. KRUMMENACHER	SUI	BARDAHL Evan Bros. WorldSSP Team	Yamaha YZF R6	1'54.174	0.607	0.105	7	160,082	264,1
6	16 J. CLUZEL	FRA	NRT	Yamaha YZF R6	1'54.421	0.854	0.247	5	159,736	270,0
7	32 S. MORAIS	POR	Kawasaki Puccetti Racing	Kawasaki ZX-6R	1'54.485	0.918	0.064	2	159,647	271,4
8	81 L. STAPLEFORD	GBR	Profile Racing	Triumph Daytona 675	1'54.518	0.951	0.033	6	159,601	262,1
9	86 A. BADOVINI	ITA	MV Agusta Reparto Corse by Vamag	MV Agusta F3 675	1'54.849	1.282	0.331	6	159,141	265,4
10	78 H. OKUBO	JPN	Kawasaki Puccetti Racing	Kawasaki ZX-6R	1'54.987	1.420	0.138	5	158,950	268,0
11	111 K. SMITH	GBR	GEMAR Team Lorini	Honda CBR600RR	1'55.139	1.572	0.152	6	158,740	262,8
12	65 M. CANDUCCI	ITA	Team GoEleven Kawasaki	Kawasaki ZX-6R	1'55.822	2.255	0.683	6	157,804	259,6

AIR	Humidity:	74%	Temp:	13°C
TRACK	Condition:	Dry	Temp:	21°C

Records	Pole (QP)	2015 J.Cluzel	1'53.138	161,550	Km/h
	Race (RC)	2015 P.Jacobsen	1'54.605	159,480	Km/h
	Circuit (QP)	2015 J.Cluzel	1'53.138	161,550	Km/h

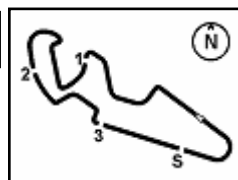
Start
14/04/2018 15:00

End
15:16

The results are provisional until the end of the time limit for protests and appeals and the completion of the technical checks.

These data/results cannot be reproduced, stored and/or transmitted in whole or in part by any manner of electronic, mechanical, photocopying, recording, broadcasting or otherwise now known or herein after developed without the previous express consent by the copyright owner, except for reproduction in daily press and regular printed publications on sale to the public within 60 days of the event related to those data/results and always provided that copyright symbol appears together as follows below.

© DORNA WSBK ORGANIZATION Srl 2018



Spanish Round, 13-14-15 April 2018

World Supersport - Results Superpole 2

Session Highlights

Local Time	No. Rider	Description
15.00.00		Start
15.06.35	81 L. STAPLEFORD	On the Gravel - Re-Joined - Turn 1
15.15.51	78 H. OKUBO	Technical Problem - Turn 11
15.16.52		End Of Session

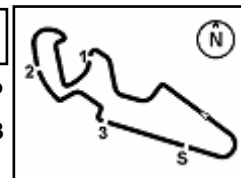
Fastest Laps Sequence

No.	Rider	Nat	Team	Bike	Local Time	Time	Gap	Avg
11	S. CORTESE	GER	Kallio Racing	Yamaha YZF R6	15:03'48.537	1'54.503		159,622
144	L. MAHIAS	FRA	GRT Yamaha Official WorldSSP Team	Yamaha YZF R6	15:05'04.138	1'54.277	-0.226	159,938
21	R. KRUMMENACHER	SUI	BARDAHL Evan Bros. WorldSSP Team	Yamaha YZF R6	15:12'53.871	1'54.174	-0.103	160,082
11	S. CORTESE	GER	Kallio Racing	Yamaha YZF R6	15:12'56.991	1'53.567	-0.607	160,938

14/04/2018 Start End The results are provisional until the end of the time limit for protests and appeals and the completion of the technical checks.

These data/results cannot be reproduced, stored and/or transmitted in whole or in part by any manner of electronic, mechanical, photocopying, recording, broadcasting or otherwise now known or herein after developed without the previous express consent by the copyright owner, except for reproduction in daily press and regular printed publications on sale to the public within 60 days of the event related to those data/results and always provided that copyright symbol appears together as follows below.

© DORNA WSBK ORGANIZATION Srl 2018


Spanish Round, 13-14-15 April 2018
World Supersport - Best Sectors & Speed Superpole 2

BEST LAP			
1	11 S. CORTESE	Yamaha YZF R6	1'53.567
2	144 L. MAHIAS	Yamaha YZF R6	1'53.589
3	64 F. CARICASULO	Yamaha YZF R6	1'53.648
4	3 R. DE ROSA	MV Austa F3 675	1'54.069
5	21 R. KRUMMENACHER	Yamaha YZF R6	1'54.174
6	16 J. CLUZEL	Yamaha YZF R6	1'54.421
7	32 S. MORAIS	Kawasaki ZX-6R	1'54.485
8	81 L. STAPLEFORD	Triumph Daytona 675	1'54.518
9	86 A. BADOVINI	MV Austa F3 675	1'54.849
10	78 H. OKUBO	Kawasaki ZX-6R	1'54.987
11	111 K. SMITH	Honda CBR600RR	1'55.139
12	65 M. CANDUCCI	Kawasaki ZX-6R	1'55.822

SPEED			
1	32 S. MORAIS	Kawasaki ZX-6R	271,4
2	16 J. CLUZEL	Yamaha YZF R6	270,0
3	3 R. DE ROSA	MV Agusta F3 675	268,0
4	78 H. OKUBO	Kawasaki ZX-6R	268,0
5	64 F. CARICASULO	Yamaha YZF R6	267,3
6	11 S. CORTESE	Yamaha YZF R6	266,0
7	86 A. BADOVINI	MV Agusta F3 675	265,4
8	144 L. MAHIAS	Yamaha YZF R6	264,7
9	21 R. KRUMMENACHER	Yamaha YZF R6	264,1
10	111 K. SMITH	Honda CBR600RR	262,8
11	81 L. STAPLEFORD	Triumph Daytona 675	262,1
12	65 M. CANDUCCI	Kawasaki ZX-6R	259,6

SEG. 1		
1	144 L. MAHIAS	32.132
2	64 F. CARICASULO	32.246
3	21 R. KRUMMENACHER	32.266
4	11 S. CORTESE	32.311
5	3 R. DE ROSA	32.313
6	78 H. OKUBO	32.400
7	32 S. MORAIS	32.415
8	81 L. STAPLEFORD	32.499
9	86 A. BADOVINI	32.538
10	16 J. CLUZEL	32.556
11	65 M. CANDUCCI	32.751
12	111 K. SMITH	32.771

SEG. 2		
1	144 L. MAHIAS	31.696
2	11 S. CORTESE	31.817
3	64 F. CARICASULO	31.857
4	3 R. DE ROSA	31.880
5	21 R. KRUMMENACHER	32.050
6	32 S. MORAIS	32.085
7	81 L. STAPLEFORD	32.086
8	16 J. CLUZEL	32.159
9	111 K. SMITH	32.177
10	86 A. BADOVINI	32.179
11	78 H. OKUBO	32.199
12	65 M. CANDUCCI	32.299

SEG. 3		
1	11 S. CORTESE	21.532
2	144 L. MAHIAS	21.571
3	3 R. DE ROSA	21.688
4	81 L. STAPLEFORD	21.707
5	64 F. CARICASULO	21.713
6	78 H. OKUBO	21.778
7	32 S. MORAIS	21.779
8	21 R. KRUMMENACHER	21.781
9	86 A. BADOVINI	21.792
10	111 K. SMITH	21.884
11	16 J. CLUZEL	21.895
12	65 M. CANDUCCI	22.044

SEG. 4		
1	16 J. CLUZEL	27.811
2	64 F. CARICASULO	27.819
3	11 S. CORTESE	27.907
4	3 R. DE ROSA	27.920
5	144 L. MAHIAS	28.022
6	32 S. MORAIS	28.023
7	21 R. KRUMMENACHER	28.073
8	86 A. BADOVINI	28.143
9	81 L. STAPLEFORD	28.211
10	78 H. OKUBO	28.242
11	111 K. SMITH	28.307
12	65 M. CANDUCCI	28.728

14/04/2018

These data/results cannot be reproduced, stored and/or transmitted in whole or in part by any manner of electronic, mechanical, photocopying, recording, broadcasting or otherwise now known or herein after developed without the previous express consent by the copyright owner, except for reproduction in daily press and regular printed publications on sale to the public within 60 days of the event related to those data/results and always provided that copyright symbol appears together as follows below.

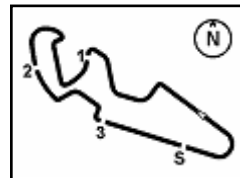
© DORNA WSBK ORGANIZATION Srl 2018

FICR PERUGIA TIMING


Official Tyre Supplier



Official Timekeeper



MotorLand Aragon 5.077 m

Spanish Round, 13-14-15 April 2018

World Supersport - Ideal Times Superpole 2

No. Rider	Nat	Bike	Seg. 1	Seg. 2	Seg. 3	Seg. 4	Ideal Time		
			Diff. 1	Diff. 2	Diff. 3	Diff. 4	Best Lap	Pos.	Diff.
1 144 L. MAHIAS	FRA	Yamaha YZF R6	32.132 0.168	31.696	21.571	28.022	1'53.421 1'53.589	2	0.168
2 11 S. CORTESE	GER	Yamaha YZF R6	32.311	31.817	21.532	27.907	1'53.567 1'53.567	1	
3 64 F. CARICASULO	ITA	Yamaha YZF R6	32.246	31.857 0.013	21.713	27.819	1'53.635 1'53.648	3	0.013
4 3 R. DE ROSA	ITA	MV Agusta F3 675	32.313 0.268	31.880	21.688	27.920	1'53.801 1'54.069	4	0.268
5 21 R. KRUMMENACHER	SUI	Yamaha YZF R6	32.266	32.050	21.781 0.004	28.073	1'54.170 1'54.174	5	0.004
6 32 S. MORAIS	POR	Kawasaki ZX-6R	32.415	32.085 0.078	21.779	28.023 0.105	1'54.302 1'54.485	7	0.183
7 16 J. CLUZEL	FRA	Yamaha YZF R6	32.556	32.159	21.895	27.811	1'54.421 1'54.421	6	
8 81 L. STAPLEFORD	GBR	Triumph Daytona 675	32.499	32.086	21.707	28.211 0.015	1'54.503 1'54.518	8	0.015
9 78 H. OKUBO	JPN	Kawasaki ZX-6R	32.400 0.234	32.199 0.134	21.778	28.242	1'54.619 1'54.987	10	0.368
10 86 A. BADOVINI	ITA	MV Agusta F3 675	32.538	32.179 0.095	21.792 0.101	28.143 0.001	1'54.652 1'54.849	9	0.197
11 111 K. SMITH	GBR	Honda CBR600RR	32.771	32.177	21.884	28.307	1'55.139 1'55.139	11	
12 65 M. CANDUCCI	ITA	Kawasaki ZX-6R	32.751	32.299	22.044	28.728	1'55.822 1'55.822	12	
Overall Ideal Time			32.132	31.696	21.532	27.811	1'53.171		

14/04/2018

These data/results cannot be reproduced, stored and/or transmitted in whole or in part by any manner of electronic, mechanical, photocopying, recording, broadcasting or otherwise now known or herein after developed without the previous express consent by the copyright owner, except for reproduction in daily press and regular printed publications on sale to the public within 60 days of the event related to those data/results and always provided that copyright symbol appears together as follows below.

© DORNA WSBK ORGANIZATION Srl 2018

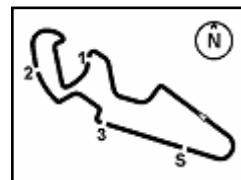
FICR PERUGIA TIMING



Official Tyre Supplier



Official Timekeeper



Spanish Round, 13-14-15 April 2018

World Supersport - Chronological Analysis Superpole 2

1° 11 S. CORTESE (1'53.567)							
Lap	Seg.1	Seg.2	Seg.3	Seg.4	Lap Time	km/h	Local Time
1		33.131	22.135	28.451		262,1	15:01'54.034
2	32.636	31.918	21.807	28.142	1'54.503	262,8	15:03'48.537
3	32.474	31.882	21.936	28.034	1'54.326	263,4	15:05'42.863
4	33.456	32.897	22.786	34.456	2'03.595P	259,0	15:07'46.458
5	1'55.019	32.275	21.656	28.016	3'16.966P	264,1	15:11'03.424
6	32.311	31.817	21.532	27.907	1'53.567	265,4	15:12'56.991
7	32.560	31.905	21.751	28.173	1'54.389	266,0	15:14'51.380
8	32.558	32.196	22.076	28.292	1'55.122	266,0	15:16'46.502

2° 144 L. MAHIAS (1'53.589)							
Lap	Seg.1	Seg.2	Seg.3	Seg.4	Lap Time	km/h	Local Time
1		32.867	22.248	28.264		259,0	15:03'09.861
2	32.205	32.031	21.848	28.193	1'54.277	261,5	15:05'04.138
3	33.379	32.629	22.460	33.253	2'01.721P	258,4	15:07'05.859
4	2'53.982	33.425	23.649	33.181	4'24.237P	234,8	15:11'30.096
5	32.300	31.696	21.571	28.022	1'53.589	264,7	15:13'23.685
6	32.132	31.952	21.887	28.276	1'54.247	264,1	15:15'17.932

3° 64 F. CARICASULO (1'53.648)							
Lap	Seg.1	Seg.2	Seg.3	Seg.4	Lap Time	km/h	Local Time
1		32.883	25.709	28.413		261,5	15:02'37.489
2	32.657	32.247	21.997	28.349	1'55.250	262,8	15:04'32.739
3	32.442	31.900	21.895	28.186	1'54.423	262,8	15:06'27.162
4	32.830	32.453	22.206	34.637	2'02.126P	262,1	15:08'29.288
5	1'42.147	32.523	22.014	28.926	3'05.610P	231,8	15:11'34.898
6	32.246	31.870	21.713	27.819	1'53.648	266,7	15:13'28.546
7	32.275	31.857	21.860	27.935	1'53.927	267,3	15:15'22.473

4° 3 R. DE ROSA (1'54.069)							
Lap	Seg.1	Seg.2	Seg.3	Seg.4	Lap Time	km/h	Local Time
1		32.900	22.920	28.610		265,4	15:01'56.956
2	32.630	32.009	22.032	28.169	1'54.840	265,4	15:03'51.796
3	32.571	32.040	21.896	28.275	1'54.782	267,3	15:05'46.578
4	32.554	32.085	21.924	35.390	2'01.953P	263,4	15:07'48.531
5	2'24.613	32.318	21.925	28.154	3'47.010P	268,0	15:11'35.541
6	32.581	31.880	21.688	27.920	1'54.069	267,3	15:13'29.610
7	32.313	32.058	21.747	28.024	1'54.142	266,7	15:15'23.752

5° 21 R. KRUMMENACHER (1'54.174)							
Lap	Seg.1	Seg.2	Seg.3	Seg.4	Lap Time	km/h	Local Time
1		33.315	22.593	28.320		264,1	15:01'56.149
2	32.569	32.181	21.873	28.198	1'54.821	262,8	15:03'50.970
3	32.592	32.192	21.827	28.128	1'54.739	262,8	15:05'45.709
4	32.441	32.168	22.085	34.774	2'01.468P	264,1	15:07'47.177
5	1'49.292	32.899	22.198	28.131	3'12.520P	262,1	15:10'59.699
6	32.266	32.050	21.785	28.073	1'54.174	264,1	15:12'53.871
7	32.351	32.127	21.781	28.111	1'54.370	264,1	15:14'48.241
8	32.457	32.215	21.930	28.077	1'54.679	264,1	15:16'42.920

6° 16 J. CLUZEL (1'54.421)							
Lap	Seg.1	Seg.2	Seg.3	Seg.4	Lap Time	km/h	Local Time
1		35.929	23.776	32.876		201,5	15:02'15.981
2	33.195	32.778	22.717	28.501	1'57.191	260,2	15:04'13.172
3	32.556	32.159	21.895	27.811	1'54.421	270,0	15:06'07.593
4	33.332	32.558	22.313	34.985	2'03.188P	267,3	15:08'10.781
5	2'12.969	34.568	22.908	27.983	3'38.428P	267,3	15:11'49.209
6	33.685	38.050	23.150	35.650	2'10.535P	266,0	15:13'59.744

7° 32 S. MORAIS (1'54.485)							
Lap	Seg.1	Seg.2	Seg.3	Seg.4	Lap Time	km/h	Local Time
1		33.203	23.745	33.659		177,0	15:11'30.911

2	32.858	32.085	21.893	28.023	1'54.859	271,4	15:13'25.770
3	32.415	32.163	21.779	28.128	1'54.485	268,0	15:15'20.255

8° 81 L. STAPLEFORD (1'54.518)							
Lap	Seg.1	Seg.2	Seg.3	Seg.4	Lap Time	km/h	Local Time
1		34.231	24.545	28.596		262,8	15:01'58.960
2	32.707	32.231	22.050	28.327	1'55.315	261,5	15:03'54.275
3	32.694	32.270	21.952	28.211	1'55.127	261,5	15:05'49.402
4	35.396	33.872	22.792	35.314	2'07.374P	259,6	15:07'56.776
5	1'55.692	33.345	22.190	28.431	3'19.658P	260,2	15:11'16.434
6	32.692	32.151	21.764	28.225	1'54.832	261,5	15:13'11.266
7	32.499	32.086	21.707	28.226	1'54.518	262,1	15:15'05.784

9° 86 A. BADOVINI (1'54.849)							
Lap	Seg.1	Seg.2	Seg.3	Seg.4	Lap Time	km/h	Local Time
1		32.881	22.544	28.626		262,8	15:01'57.148
2	33.091	32.481	22.023	30.100	1'57.695	239,5	15:03'54.843
3	32.538	32.274	21.893	28.144	1'54.849	264,7	15:05'49.692
4	34.409	33.805	22.749	35.656	2'06.619P	254,7	15:07'56.311
5	2'04.554	32.988	23.586	33.196	3'34.324P	187,5	15:11'30.635
6	32.755	32.179	21.864	28.205	1'55.003	262,8	15:13'25.638
7	32.743	32.291	21.792	28.143	1'54.969	265,4	15:15'20.607

10° 78 H. OKUBO (1'54.987)							
Lap	Seg.1	Seg.2	Seg.3	Seg.4	Lap Time	km/h	Local Time
1		33.619	22.658	28.456		264,7	15:01'56.412
2	32.634	32.333	21.778	28.242	1'54.987	268,0	15:03'51.399
3	32.575	32.199	21.833	28.496	1'55.103	266,7	15:05'46.502
4	33.671	33.306	22.427	34.823	2'04.227P	266,0	15:07'50.729
5	3'19.136	36.178	23.122	28.511	4'46.947P	264,7	15:12'37.676
6	32.610	32.263	21.877	28.362	1'55.112	266,0	15:14'32.788

11° 111 K. SMITH (1'55.139)							
Lap	Seg.1	Seg.2	Seg.3	Seg.4	Lap Time	km/h	Local Time
1		35.360	23.529	29.630		257,1	15:02'13.155
2	35.364	33.450	23.072	28.657	2'00.543	260,9	15:04'13.698
3	32.934	32.308	22.093	28.391	1'55.726	261,5	15:06'09.424
4	33.299	34.596	22.996	35.654	2'06.545P	260,9	15:08'15.969
5	2'40.379	32.771	22.845	28.601	4'04.596P	260,9	15:12'20.565
6	33.007	33.966	22.731	28.487	1'58.191	261,5	15:14'18.756
7	32.771	32.177	21.884	28.307	1'55.139	262,8	15:16'13.895

12° 65 M. CANDUCCI (1'55.822)							
Lap	Seg.1	Seg.2	Seg.3	Seg.4	Lap Time	km/h	Local Time
1		35.255	23.616	29.757		244,3	15:02'13.610
2	33.121	32.883	22.305	28.989	1'57.298	254,1	15:04'10.908
3	33.228	32.604	22.593	28.777	1'57.202	254,1	15:06'08.110
4	33.524	32.852	22.841	35.194	2'04.411P	254,1	15:08'12.521
5	1'59.248	32.688	22.336	29.130	3'23.402P	257,1	15:11'35.923
6	32.751	32.299	22.044	28.728	1'55.822	259,6	15:13'31.745
7	32.910	32.510	23.543	29.160	1'58.123	254,7	15:15'29.868

14/04/2018

P = Pits In/Out - C = Lap Time Cancelled

These data/results cannot be reproduced, stored and/or transmitted in whole or in part by any manner of electronic, mechanical, photocopying, recording, broadcasting or otherwise now known or herein after developed without the previous express consent by the copyright owner, except for reproduction in daily press and regular printed publications on sale to the public within 60 days of the event related to those data/results and always provided that copyright symbol appears together as follows below.

© DORNA WSBK ORGANIZATION Srl 2018

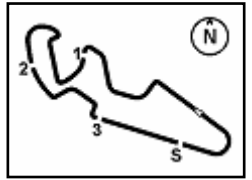
FICR PERUGIA TIMING



Official Tyre Supplier



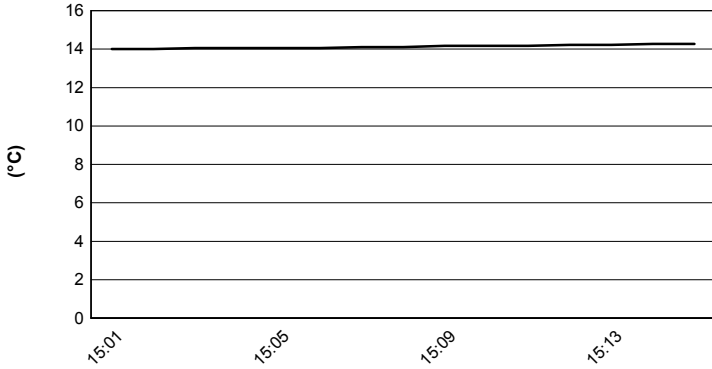
Official Timekeeper



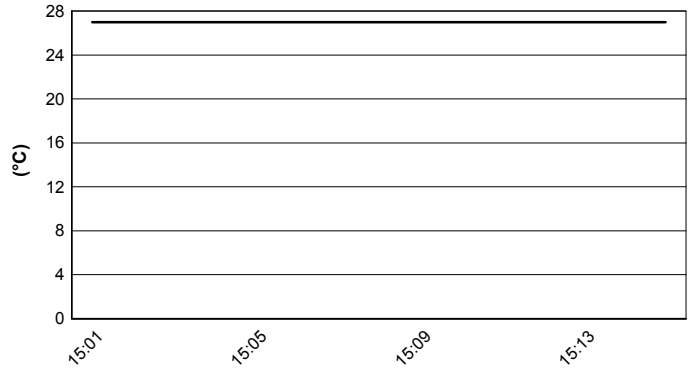
MotorLand Aragon 5.077 m

Spanish Round, 13-14-15 April 2018
World Supersport - Weather Report Superpole 2
 Session started 15:00 - Session ended 15:16

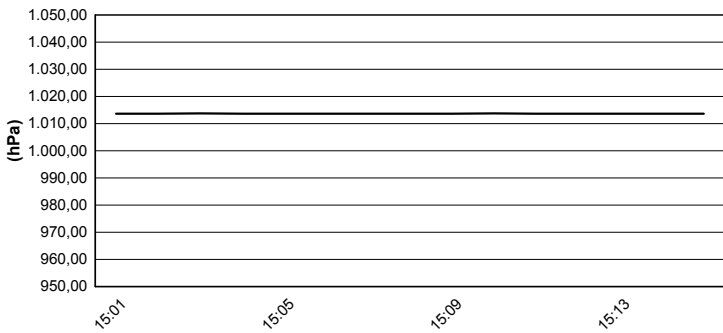
Air Temperature



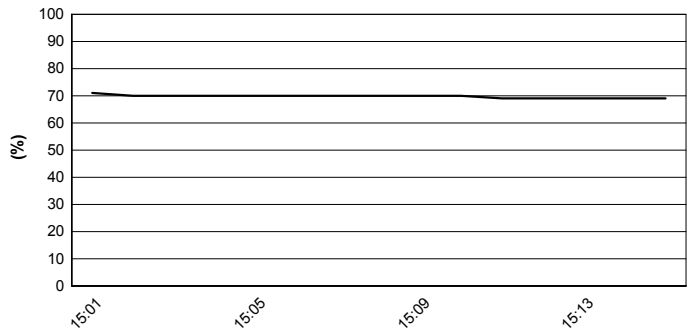
Track Temperature



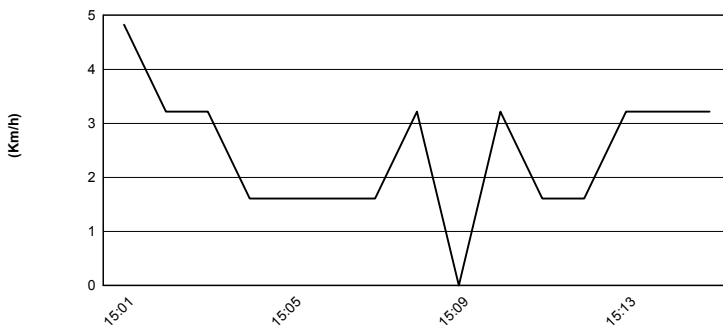
Air Pressure



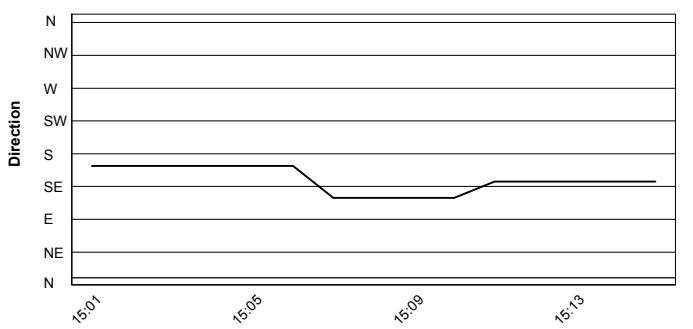
Humidity



Wind Speed



Wind Direction

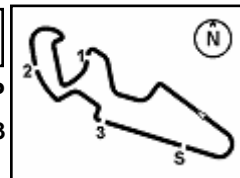


14/04/2018

These data/results cannot be reproduced, stored and/or transmitted in whole or in part by any manner of electronic, mechanical, photocopying, recording, broadcasting or otherwise now known or herein after developed without the previous express consent by the copyright owner, except for reproduction in daily press and regular printed publications on sale to the public within 60 days of the event related to those data/results and always provided that copyright symbol appears together as follows below.

© DORNA WSBK ORGANIZATION Srl 2018





Spanish Round, 13-14-15 April 2018

World Supersport - TISSOT Superpole Award

	Points	Points From First	Points From Previous	February 25 PHILLIP ISLAND	March 25 BURIRAM	April 15 ARAGÓN	April 22 ASSEN	May 13 IMOLA	May 27 DONINGTON PARK	June 10 BRNO	July 8 MISANO	September 16 PORTIMÃO	September 25 MAGNY COURS	October 14 VILLICUM	October 27 LOSAIL						
1 MAHIAS Lucas (FRA)	70			25	25	20															
2 CARICASULO Federico (ITA)	52	18		20	16	16															
3 CORTESE Sandro (GER)	51	19	1	13	13	25															
4 CLUZEL Jules (FRA)	37	33	14	7	20	10															
5 KRUMMENACHER Randy (SUI)	31	39	6	9	11	11															
6 DE ROSA Raffaele (ITA)	25	45	6	8	4	13															
7 STAPLEFORD Luke (GBR)	24	46	1	10	6	8															
8 WEST Anthony (AUS)	22	48	2	11	10	1															
9 OKUBO Hikari (JPN)	17	53	5	4	7	6															
10 SOFUOGLU Kenan (TUR)	16	54	1	16																	
11 SMITH Kyle (GBR)	15	55	1	5	5	5															
12 BADOVINI Ayrton (ITA)	13	57	2	6		7															
13 MORAIS Sheridan (POR)	9	61	4			9															
14 WILAIROT Ratthapong (THA)	9	61	0		9																
15 WAROKORN Thitipong (THA)	8	62	1		8																
16 GRADINGER Thomas (AUT)	5	65	3	3		2															
17 CANDUCCI Michael (ITA)	4	66	1			4															
18 TUULI Niki (FIN)	4	66	0	1		3															
19 KRAISART Decha (THA)	3	67	1		3																
20 CRESSON Loris (BEL)	3	67	0	2	1																
21 KENNEDY Jack (IRL)	2	68	1		2																

14/04/2018

These data/results cannot be reproduced, stored and/or transmitted in whole or in part by any manner of electronic, mechanical, photocopying, recording, broadcasting or otherwise now known or herein after developed without the previous express consent by the copyright owner, except for reproduction in daily press and regular printed publications on sale to the public within 60 days of the event related to those data/results and always provided that copyright symbol appears together as follows below.

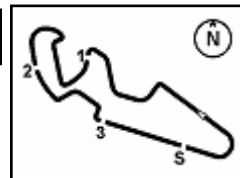
© DORNA WSBK ORGANIZATION Srl 2018

FKR PERUGIA TIMING


Official Tyre Supplier



Official Timekeeper



MotorLand Aragon 5.077 m

Spanish Round, 13-14-15 April 2018

World Supersport - Superpole Ranking

	2015	2016	2017	2018
01 Phillip Island Grand Prix Circuit	Cluzel (Fra) MvA 1'33.379 (171,4 Km/h)	Sofuoglu (Tur) Kaw 1'33.142 (171,8 Km/h)	Jacobsen (Usa) MvA 1'33.128 (171,8 Km/h)	Mahias (Fra) Yam 1'33.160 (171,8 Km/h)
02 Chang International Circuit	Sofuoglu (Tur) Kaw 1'37.345 (168,4 Km/h)	Cluzel (Fra) MvA 1'38.383 (166,6 Km/h)	Cluzel (Fra) Hon 1'37.683 (167,8 Km/h)	Mahias (Fra) Yam 1'36.738 (169,5 Km/h)
03 Motorland Aragon	Cluzel (Fra) MvA 1'53.138 (161,5 Km/h)	Sofuoglu (Tur) Kaw 1'54.000 (160,3 Km/h)	Jacobsen (Usa) MvA 1'54.948 (159,0 Km/h)	Cortese (Ger) Yam 1'53.567 (160,9 Km/h)
04 TT Circuit Assen	Cluzel (Fra) MvA 1'38.015 (166,8 Km/h)	Krummenacher (Sui) Kaw 1'39.300 (164,7 Km/h)	Sofuoglu (Tur) Kaw 1'37.805 (167,2 Km/h)	
05 Autodromo Internazionale Enzo e Dino	Cluzel (Fra) MvA 1'50.856 (160,3 Km/h)	Cluzel (Fra) MvA 1'51.132 (159,9 Km/h)	Jacobsen (Usa) MvA 1'51.611 (159,2 Km/h)	
06 Donington Park	Sofuoglu (Tur) Kaw 1'29.925 (161,1 Km/h)	Sofuoglu (Tur) Kaw 1'30.298 (160,4 Km/h)	Sofuoglu (Tur) Kaw 1'30.904 (159,3 Km/h)	
08 Misano World Circuit "Marco Simoncelli"	Cluzel (Fra) MvA 1'37.482 (156,1 Km/h)	Caricasulo (Ita) Hon 1'38.097 (155,1 Km/h)	Sofuoglu (Tur) Kaw 1'38.672 (154,2 Km/h)	
09 Autódromo Internacional do Algarve	Cluzel (Fra) MvA 1'44.554 (158,1 Km/h)		Sofuoglu (Tur) Kaw 1'45.541 (156,6 Km/h)	
10 Magny-Cours	Jacobsen (Usa) Hon 2'00.197 (132,1 Km/h)	Sofuoglu (Tur) Kaw 1'55.461 (137,5 Km/h)	Tuuli (Fin) Yam 1'43.833 (152,9 Km/h)	
12 Losail International Circuit	Sofuoglu (Tur) Kaw 2'00.989 (160,1 Km/h)	Stapleford (Gbr) Tri 2'01.621 (159,2 Km/h)	Mahias (Fra) Yam 2'00.738 (160,4 Km/h)	

2018

- 2 L. Mahias
- 1 S. Cortese

ALL TIMES

- | | | |
|-------------------|-------------------|-------------------|
| 34 K. Sofuoglu | 3 K. Curtain | 1 J. Vd Goorbergh |
| 22 S. Charpentier | 3 D. Salom | 1 S. Sanna |
| 19 J. Cluzel | 3 L. Mahias | 1 M. Fabrizio |
| 17 B. Parkes | 2 P. Bontempi | 1 C. Jones |
| 15 K. Muggeridge | 2 V. Guareschi | 1 S. Morais |
| 14 F. Foret | 2 J. Teuchert | 1 K. Coghlan |
| 14 S. Lowes | 2 M. Lagrive | 1 C. Davies |
| 10 C. Crutchlow | 2 L. Scassa | 1 F. Marino |
| 6 S. Chambon | 2 J. Lascorz | 1 L. Stapleford |
| 6 E. Laverty | 2 M. Pirro | 1 N. Tuuli |
| 5 P. Casoli | 2 M. van der Mark | 1 R. Krummenacher |
| 5 K. Fujiwara | 2 F. Caricasulo | 1 S. Cortese |
| 5 C. Vermeulen | 1 J. Whitham | |
| 5 P. Jacobsen | 1 M. Meregalli | |
| 3 R. Xaus | 1 P. Riba | |
| 3 I. MacPherson | 1 C. Kellner | |
| 3 A. Pitt | 1 B. MacLeod | |

14/04/2018

These data/results cannot be reproduced, stored and/or transmitted in whole or in part by any manner of electronic, mechanical, photocopying, recording, broadcasting or otherwise now known or herein after developed without the previous express consent by the copyright owner, except for reproduction in daily press and regular printed publications on sale to the public within 60 days of the event related to those data/results and always provided that copyright symbol appears together as follows below.

© DORNA WSBK ORGANIZATION Srl 2018

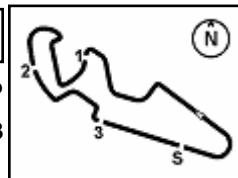
FICR PERUGIA TIMING



Official Tyre Supplier



Official Timekeeper



Spanish Round, 13-14-15 April 2018

World Supersport - Best Laps & Speeds

No.	Rider Bike	Nat	Best Lap		FP1		FP2		FP3		SP1		SP2				
			LL	SPD	LL	SPD	LL	SPD	LL	SPD	LL	SPD	LL	SPD			
1	11 S. CORTESE Yamaha YZF R6	GER	1'53.567	49 267,9	2'03.012	14 266,0	1'54.800	19 267,9	1'54.665	9 266,6			1'53.567	7 266,0			
2	144 L. MAHIAS Yamaha YZF R6	FRA	1'53.589	36 266,6	1'59.797	6 266,0	1'54.771	16 266,6	1'54.703	9 264,7			1'53.589	5 264,7			
3	64 F. CARICASULO Yamaha YZF R6	ITA	1'53.648	48 267,9	2'01.570	13 266,0	1'54.820	21 264,0	1'54.745	8 267,9			1'53.648	6 267,3			
4	3 R. DE ROSA MV Agusta F3 675	ITA	1'54.069	43 268,6	2'03.866	12 263,4	1'55.517	19 268,6	1'55.299	6 266,0			1'54.069	6 267,9			
5	21 R. KRUMMENACHER Yamaha YZF R6	SUI	1'54.174	46 264,7	2'02.710	14 263,4	1'54.750	16 264,7	1'54.757	9 264,7			1'54.174	7 264,0			
6	16 J. CLUZEL Yamaha YZF R6	FRA	1'54.421	44 272,7	1'59.586	13 270,6	1'54.868	17 272,7	1'55.732	9 271,3			1'54.421	5 270,0			
7	32 S. MORAIS Kawasaki ZX-6R	POR	1'54.485	48 271,3	2'02.807	12 262,1	1'56.566	20 267,9	1'55.602	8 267,3	1'55.116		1'54.485	6 271,3	2 271,3		
8	81 L. STAPLEFORD Triumph Daytona 675	GBR	1'54.518	37 269,3	2'04.468	7 260,8	1'55.356	17 260,8	1'55.755	7 269,3			1'54.518	6 262,1			
9	86 A. BADOVINI MV Agusta F3 675	ITA	1'54.849	43 266,6	2'02.576	12 261,5	1'55.854	16 260,8	1'55.839	9 266,6			1'54.849	6 265,3			
10	78 H. OKUBO Kawasaki ZX-6R	JPN	1'54.987	44 275,5	2'11.207	10 260,2	1'55.918	17 265,3	1'55.700	7 272,0	1'55.097		1'54.987	5 275,5	5 267,9		
11	66 N. TUULI Honda CBR600RR	FIN	1'55.127	39 273,4	2'01.906	9 264,0	1'55.913	16 264,0	1'56.728	8 267,3	1'55.127			6 273,4			
12	111 K. SMITH Honda CBR600RR	GBR	1'55.139	41 266,0	2'06.212	10 258,9	1'55.840	17 264,7	1'55.990	8 266,0			1'55.139	6 262,7			
13	36 T. GRADINGER Yamaha YZF R6	AUT	1'55.234	28 272,7	2'20.200	5 262,7	1'56.768	10 267,3	1'56.681	7 268,6	1'55.234			6 272,7			
14	13 A. WEST Kawasaki ZX-6R	AUS	1'55.413	36 270,6	2'05.462	3 264,0	1'56.399	18 265,3	1'55.836	9 268,6	1'55.413			6 270,6			
15	47 R. HARTOG Kawasaki ZX-6R	NED	1'55.529	36 267,3	2'08.576	5 263,4	1'55.898	16 266,0	1'56.360	9 266,6	1'55.529			6 267,3			
16	65 M. CANDUCCI Kawasaki ZX-6R	ITA	1'55.822	49 262,7	2'03.711	16 259,6	1'55.871	19 260,8	1'57.786	8 262,7			1'55.822	6 259,6			
17	35 S. HILL Triumph Daytona 675	GBR	1'56.064	44 262,7	2'11.709	14 251,7	1'58.637	15 257,1	1'57.208	9 260,8	1'56.064			6 262,7			
18	10 N. CALERO Kawasaki ZX-6R	ESP	1'56.124	42 260,8	2'11.082	14 258,3	1'57.510	16 258,3	1'56.722	7 260,8	1'56.124			5 258,9			
19	22 E. LAHTI Suzuki GSX-R600	FIN	1'56.224	37 261,5	2'01.802	11 261,5	1'56.868	18 257,7	1'59.106	2 258,9	1'56.224			6 258,3			
20	15 A. COPPOLA Yamaha YZF R6	ITA	1'56.295	41 262,7	2'10.911	14 257,7	1'58.009	17 262,7	1'57.645	4 262,7	1'56.295			6 262,7			
21	84 L. CRESSON Yamaha YZF R6	BEL	1'56.341	44 275,5	2'04.451	11 266,6	1'57.110	17 270,0	1'56.931	9 271,3	1'56.341			7 275,5			
22	38 H. SOOMER Honda CBR600RR	EST	1'56.666	37 265,3	2'13.123	6 260,8	1'57.336	17 262,7	1'56.950	8 262,1	1'56.666			6 265,3			
23	74 J. VAN SIKKELERUS Honda CBR600RR	NED	1'56.699	42 264,7	2'15.583	9 251,7	1'57.336	18 259,6	1'57.793	9 258,3	1'56.699			6 264,7			
24	6 C. PEROLARI Yamaha YZF R6	FRA	1'57.267	52 264,0	2'05.011	18 257,1	1'58.846	19 258,3	1'57.952	9 264,0	1'57.267			6 264,0			
25	77 W. TESSELS Kawasaki ZX-6R	NED	1'57.390	48 273,4	2'09.805	16 263,4	1'57.681	18 262,7	1'57.881	7 269,3	1'57.390			7 273,4			

14/04/2018

These data/results cannot be reproduced, stored and/or transmitted in whole or in part by any manner of electronic, mechanical, photocopying, recording, broadcasting or otherwise now known or herein after developed without the previous express consent by the copyright owner, except for reproduction in daily press and regular printed publications on sale to the public within 60 days of the event related to those data/results and always provided that copyright symbol appears together as follows below.

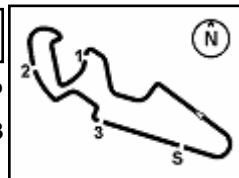
© DORNA WSBK ORGANIZATION Srl 2018

FICR PERUGIA TIMING


Official Tyre Supplier



Official Timekeeper



Spanish Round, 13-14-15 April 2018

World Supersport - Best Laps & Speeds

2 / 2

No.	Rider	Nat	Best Lap		FP1		FP2		FP3		SP1		SP2					
			LL	SPD	LL	SPD	LL	SPD	LL	SPD	LL	SPD	LL	SPD				
26	96 A. IRWIN Honda CBR600RR	GBR	1'57.806 48	259,6	2'07.580 14	258,9	1'59.274 18	253,5	1'58.375 9	258,9	1'57.806 7	259,6						
27	83 L. EPIS Kawasaki ZX-6R	AUS	1'57.789 42	266,0	2'04.926 16	258,9	1'58.134 15	266,0	1'57.789 5	263,4	1'57.849 6	264,7						
28	56 P. SEBESTYEN Kawasaki ZX-6R	HUN	1'58.506 39	267,3	2'06.708 10	260,2	1'58.621 13	259,6	1'59.293 9	262,1	1'58.506 7	267,3						

14/04/2018

These data/results cannot be reproduced, stored and/or transmitted in whole or in part by any manner of electronic, mechanical, photocopying, recording, broadcasting or otherwise now known or herein after developed without the previous express consent by the copyright owner, except for reproduction in daily press and regular printed publications on sale to the public within 60 days of the event related to those data/results and always provided that copyright symbol appears together as follows below.

© DORNA WSBK ORGANIZATION Srl 2018

PIRELLI PERUGIA TIMING


Official Tyre Supplier



Official Timekeeper