

Spanish Round, 13-14-15 April 2018

World Supersport 300 - Results Race

Laps 11 = 55,847 Km - Time of Race 23'47.784 - Avg. 140,812 km/h

MotorLand Aragon 5.077 m

1 / 2

Pos	Race	Grid	No. Rider	Nat	Team	Bike	LL	Gap	Fastest Lap	Speed	Qualifying		Ranking		
											Time	Speed	R	Tot	Pos
1	5	17	K. MEUFFELS	NED	KTM Fortron Junior Team	KTM RC 390 R	11		2'08.510	210,9	2'09.019	200,4	25	25	6
2	2	95	S. DEROUE	NED	Motoport Kawasaki	Kawasaki Ninja 400	11	0.031	2'08.888	210,9	2'08.729	202,6	20	36	3
3	1	8	M. PEREZ	ESP	Kawasaki ParkinGO Team	Kawasaki Ninja 400	11	0.125	2'08.803	209,3	2'07.938	204,2	16	24	7
4	15	22	M. KALININ	UKR	GP Project Team	Kawasaki Ninja 400	11	0.207	2'08.810	205,7	2'10.709	201,5	13	23	8
5	6	6	R. SCHOTMAN	NED	Motoport Kawasaki	Kawasaki Ninja 400	11	0.370	2'08.747	214,3	2'09.125	205,7	11	11	15
6	4	2	A. CARRASCO	ESP	DS Junior Team	Kawasaki Ninja 400	11	0.438	2'09.015	209,7	2'08.928	204,9	10	48	1
7	12	15	G. VAN STRAALEN	NED	KTM Fortron Racing Team	KTM RC 390 R	11	0.817	2'08.960	209,7	2'11.354	202,2	9	36	4
8	3	20	D. LOUREIRO	RSA	DS Junior Team	Kawasaki Ninja 400	11	0.819	2'08.881	211,4	2'08.924	202,2	8	22	10
9	8	43	L. GRUNWALD	GER	Freudenberg KTM WorldSSP Team	KTM RC 390 R	11	8.774	2'09.581	204,5	2'09.663	201,5	7	45	2
10	7	21	B. SANCHEZ	ESP	ETG Racing	Kawasaki Ninja 400	11	14.451	2'10.410	204,5	2'09.577	204,5	6	26	5
11	14	93	W. KHAN	NED	Nutec - Benjan - Kawasaki	Kawasaki Ninja 400	11	14.716	2'10.440	209,3	2'10.551	205,7	5	22	9
12	20	14	E. DE LA VEGA	FRA	GP Project Team	Kawasaki Ninja 400	11	14.932	2'10.148	206,9	2'11.342	204,2	4	4	20
13	16	33	D. VALLE	ESP	BCD Yamaha MS Racing	Yamaha YZF-R3	11	15.014	2'09.915	204,5	2'10.964	207,3	3	8	16
14	19	99	P. GRASSIA	ITA	BIBLION YAMAHA MOTOXRACING	Yamaha YZF-R3	11	15.026	2'09.996	203,0	2'11.334	190,1	2	2	25
15	18	97	M. KAPPLER	GER	Freudenberg KTM WorldSSP Team	KTM RC 390 R	11	15.250	2'10.374	207,3	2'11.334	204,5	1	5	18
16	11	55	G. HENDRA PRATAMA	INA	BIBLION YAMAHA MOTOXRACING	Yamaha YZF-R3	11	15.421	2'09.939	204,9	2'10.208	195,7	11	14	
17	17	69	M. HERRERA	ESP	BCD Yamaha MS Racing	Yamaha YZF-R3	11	15.589	2'10.165	204,2	2'10.992	199,3	15	13	
18	35	16	M. LUNA BAYEN	ESP	C.M. Racing A.S.D.	Kawasaki Ninja 400	11	26.324	2'11.155	202,6	2'14.986	193,9	2	24	
19	28	78	J. FORAY	FRA	ETG Racing	Kawasaki Ninja 400	11	39.331	2'12.450	206,1	2'12.791	200,7			
20	32	28	D. KOOPMAN	NED	GRT Yamaha WorldSSP300 Team	Yamaha YZF-R3	11	39.401	2'12.094	200,0	2'13.695	200,7	3	23	
21	34	13	D. IOZZO	RSA	Racedays	Honda CBR500R	11	59.730	2'13.597	200,0	2'13.827	197,8	1	26	
22	40	36	B. NEILA	ESP	BCD Yamaha MS Racing	Yamaha YZF-R3	11	59.730	2'14.033	194,6		188,5			
23	30	18	A. MURLEY	GBR	Team Toth - Yart	Yamaha YZF-R3	11	59.967	2'13.796	196,7	2'13.423	194,9			
24	26	84	J. OVERBEEKE	NED	Team Trasimeno	Yamaha YZF-R3	11	59.972	2'13.299	196,0	2'12.270	198,5			
25	39	30	D. BLIN	POL	Polish Talent Team	Yamaha YZF-R3	11	1'15.686	2'15.491	196,4	2'15.432	186,9			
26	33	89	A. CARRASCO	ESP	ARCO-MotoR UPV University Team	Yamaha YZF-R3	11	1'15.692	2'15.548	191,8	2'13.814	191,8			
27	36	79	T. ALONSO	POR	Samurai-YART Racing	Yamaha YZF-R3	11	1'15.738	2'15.265	197,4	2'15.081	190,8			
28	38	44	S. LOCHOFF	RSA	Samurai-YART Racing	Yamaha YZF-R3	11	1'15.758	2'14.590	198,2	2'15.428	194,2			
29	37	7	N. SETTIMO	ITA	Scuderia Maranga Racing	Honda CBR500R	11	1'15.770	2'15.349	197,1	2'15.085	195,7			
-----Not Classified-----															
NC	24	54	F. FULIGNI	ITA	GRT Yamaha WorldSSP300 Team	Yamaha YZF-R3	8	3 Laps	2'13.624	192,5	2'11.953	197,8			
RET	10	71	T. EDWARDS	AUS	Nutec - Benjan - Kawasaki	Kawasaki Ninja 400	9	2 Laps	2'08.718	210,5	2'10.031	201,1			
RET	27	5	R. VOS	NED	KTM Fortron Racing Team	KTM RC 390 R	7	4 Laps	2'12.518	200,4	2'12.302	203,8			
RET	29	58	T. FINOCCHIARO	GBR	Scuderia Maranga Racing	Honda CBR500R	7	4 Laps	2'15.270	200,0	2'13.370	201,5			
RET	13	81	M. GONZALEZ	ESP	Pertantina Almeria BCD Junior Team by MS	Yamaha YZF-R3	3	8 Laps	2'10.480	200,0	2'10.468	204,9	7	17	
RET	9	27	F. ROVELLI	ITA	Kawasaki ParkinGO Team	Kawasaki Ninja 400	1	10 Laps		196,0	2'09.912	197,1	3	21	
RET	21	41	J. JÄHNIG	GER	Freudenberg KTM Junior Team	KTM RC 390 R	1	10 Laps		209,3	2'11.407	205,7	18	11	
RET	22	96	I. PRATNA	INA	TERRA E MOTO	Yamaha YZF-R3	1	10 Laps		202,2	2'11.929	198,5			
RET	25	12	A. RUSMIPUTRO	INA	Pertamina Almeria BCD by MS Racing	Yamaha YZF-R3	0				2'12.060	200,7	3	22	
-----Disqualified-----															
DSQ	23	19	L. BERNARDI	ITA	Team Trasimeno	Yamaha YZF-R3	11	36.256	2'11.495	198,5	2'11.930	197,1	4	19	

AIR	Humidity:	51%	Temp:	19°C
TRACK	Condition:	Dry	Temp:	33°C

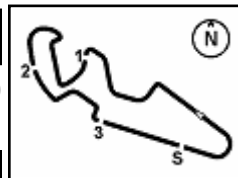
Records	Pole (SP2)	2018	M.Perez	2'07.938	142,86 Km/h
	Race (RC)	2017	M.Perez	2'13.610	136,80 Km/h
	Circuit (SP2)	2018	M.Perez	2'07.938	142,86 Km/h
Race Fastest Lap	(New Record)	Lap 5	K.Meuffels	2'08.510	142,22 Km/h

Start 14:21 End 14:47 The results are provisional until the end of the time limit for protests and appeals and the completion of the technical checks.

15/04/2018 These data/results cannot be reproduced, stored and/or transmitted in whole or in part by any manner of electronic, mechanical, photocopying, recording, broadcasting or otherwise now known or herein after developed without the previous express consent by the copyright owner, except for reproduction in daily press and regular printed publications on sale to the public within 60 days of the event related to those data/results and always provided that copyright symbol appears together as follows below.

© DORNA WSBK ORGANIZATION Srl 2018





Spanish Round, 13-14-15 April 2018

World Supersport 300 - Results Race

LAP LEADERS					
No.	Rider	From	To	Laps	Total
8	M. PEREZ	1	2	2	
2	A. CARRASCO	3	3	1	
8	M. PEREZ	4	4	1	
22	M. KALININ	5	5	1	1
8	M. PEREZ	6	7	2	
2	A. CARRASCO	8	8	1	2
17	K. MEUFFELS	9	9	1	
8	M. PEREZ	10	10	1	6
17	K. MEUFFELS	11	11	1	2

TOTAL LEADER LAPS		
No.	Rider	Laps
8	M. PEREZ	6
2	A. CARRASCO	2
17	K. MEUFFELS	2
22	M. KALININ	1

N.19 (Bernardi L.) has been disqualified according to art. 2.3.9 and 2.3.10

Race Highlights

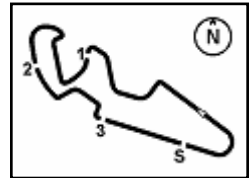
Time	No. Rider	Description
14.18.03		Warm-up Lap Start
14.21.36		Start
14.22.25	12 Rusmiputro	Crashed - Turn 5
14.22.25	54 Fuligni	Crashed - Turn 5
14.23.23	12 Rusmiputro	Out
14.24.03		No Jump Start
14.24.31	27 Rovelli	Technical Problem - Turn 1
14.24.44	41 Jähmig	Crashed - Turn 3
14.25.12	54 Fuligni	Re-joined
14.25.20	96 Pratna	Technical Problem - Turn 11
14.26.00		New Best Lap
14.26.31	54 Fuligni	Entered Pits
14.27.18	27 Rovelli	Out
14.27.26	41 Jähmig	Out
14.27.31	96 Pratna	Out
14.29.45	81 Gonzalez	Crashed - Turn 12
14.30.48	54 Fuligni	Exiting Pits
14.30.57	81 Gonzalez	Out
14.39.40	5 Vos	Technical Problem - Turn 16
14.40.53	58 Finocchiaro	Crashed - Turn 12
14.42.10	58 Finocchiaro	Out
14.42.15	5 Vos	Out
14.43.07	71 Edwards	Crashed - Turn 16
14.44.17	71 Edwards	Out
14.47.03		End Of Session

15/04/2018 14:21 14:47 The results are provisional until the end of the time limit for protests and appeals and the completion of the technical checks.

These data/results cannot be reproduced, stored and/or transmitted in whole or in part by any manner of electronic, mechanical, photocopying, recording, broadcasting or otherwise now known or herein after developed without the previous express consent by the copyright owner, except for reproduction in daily press and regular printed publications on sale to the public within 60 days of the event related to those data/results and always provided that copyright symbol appears together as follows below.

© DORNA WSBK ORGANIZATION Srl 2018





MotorLand Aragon 5.077 m

Spanish Round, 13-14-15 April 2018
World Supersport 300 - Lap Chart Race

		Lap										
	1	2	3	4	5	6	7	8	9	10	11	
1	8	8	2	8	22	8	8	2	17	8	17	
2	2	71	20	2	8	71	71	17	2	2	95	
3	95	2	95	95	95	17	2	8	8	17	8	
4	20	95	15	71	15	22	17	22	71	22	22	
5	17	20	8	22	71	2	22	95	95	95	6	
6	71	15	22	20	2	15	6	71	22	20	2	
7	6	43	71	15	17	95	95	15	20	6	15	
8	43	17	17	6	20	6	20	6	6	15	20	
9	15	6	43	17	6	20	15	20	15	43	43	
10	22	22	6	43	43	43	43	43	43	21	21	
11	21	21	21	21	21	21	21	21	21	93	93	
12	55	93	93	14	14	93	14	14	93	14	14	
13	14	14	14	93	93	14	55	93	14	33	33	
14	97	97	97	97	97	55	93	33	33	99	99	
15	33	55	81	55	99	33	97	99	99	97	97	
16	93	81	55	99	55	97	33	97	97	55	55	
17	27	33	99	33	33	99	99	55	55	69	69	
18	81	99	69	69	69	69	69	69	69	16	16	
19	41	69	33	16	16	16	16	16	16	19	19	
20	69	16	16	19	19	19	19	19	19	78	78	
21	99	19	19	78	28	78	28	78	28	28	28	
22	96	78	78	28	78	28	78	28	78	13	13	
23	78	28	28	5	5	5	5	36	36	84	36	
24	19	5	5	84	84	84	36	84	13	36	18	
25	16	84	84	36	13	13	18	18	84	18	84	
26	28	36	13	13	18	36	84	13	18	79	30	
27	84	13	36	18	36	18	13	89	30	44	89	
28	5	18	18	58	79	30	7	30	89	89	79	
29	36	58	58	30	89	79	30	44	79	30	44	
30	13	30	30	89	30	89	58	79	7	7	7	
31	18	89	89	44	44	44	89	7	44			
32	89	44	44	79	7	58	79	54				
33	30	79	7	7	58	7	44					
34	58	7	79	54	54	54	54					
35	44	54	54									
36	79											
37	7											
38	54											

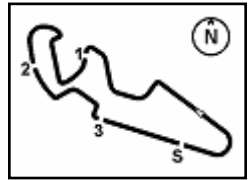
Final Result		
1	17 K. MEUFFELS	Laps 11
2	95 S. DEROUE	0.031
3	8 M. PEREZ	0.125
4	22 M. KALININ	0.207
5	6 R. SCHOTMAN	0.370
6	2 A. CARRASCO	0.438
7	15 G. VAN STRAALEN	0.817
8	20 D. LOUREIRO	0.819
9	43 L. GRUNWALD	8.774
10	21 B. SANCHEZ	14.451
11	93 W. KHAN	14.716
12	14 E. DE LA VEGA	14.932
13	33 D. VALLE	15.014
14	99 P. GRASSIA	15.026
15	97 M. KAPPLER	15.250
16	55 G. HENDRA PRATAMA	15.421
17	69 M. HERRERA	15.589
18	16 M. LUNA BAYEN	26.324
19	19 L. BERNARDI	36.256
20	78 J. FORAY	39.331
21	28 D. KOOPMAN	39.401
22	36 B. NEILA	59.730
23	13 D. IOZZO	59.730
24	18 A. MURLEY	59.967
25	84 J. OVERBEEKE	59.972
26	30 D. BLIN	1'15.686
27	89 A. CARRASCO	1'15.692
28	79 T. ALONSO	1'15.738
29	44 S. LOCHOFF	1'15.758
30	7 N. SETTIMO	1'15.770
NC	54 F. FULIGNI	3 Laps
RET	71 T. EDWARDS	2 Laps
RET	5 R. VOS	4 Laps
RET	58 T. FINOCCHIARO	4 Laps
RET	81 M. GONZALEZ	8 Laps
RET	27 F. ROVELLI	10 Laps
RET	41 J. JÄHNIG	10 Laps
RET	96 I. PRATNA	10 Laps
RET	12 A. RUSMIPUTRO	

15/04/2018

These data/results cannot be reproduced, stored and/or transmitted in whole or in part by any manner of electronic, mechanical, photocopying, recording, broadcasting or otherwise now known or herein after developed without the previous express consent by the copyright owner, except for reproduction in daily press and regular printed publications on sale to the public within 60 days of the event related to those data/results and always provided that copyright symbol appears together as follows below.

© DORNA WSBK ORGANIZATION Srl 2018





MotorLand Aragon 5.077 m

Spanish Round, 13-14-15 April 2018
World Supersport 300 - Lap Chart Race

2 / 3

Lap 1		
1	8 M.Perez	14:23'43.910
2	2 A.Carrasco	0.095
3	95 S.Deroue	0.148
4	20 D.Loureiro	0.230
5	17 K.Meuffels	0.252
6	71 T.Edwards	0.606
7	6 R.Schotman	0.949
8	43 L.Grunwald	1.030
9	15 G.van Straalen	1.153
10	22 M.Kalinin	2.123
11	21 B.Sanchez	2.677
12	55 G.Hendra Pratama	2.870
13	14 E.De La Vega	3.110
14	97 M.Kappler	3.279
15	33 D.Valle	3.578
16	93 W.Khan	3.637
17	27 F.Rovelli	3.663
18	81 M.Gonzalez	3.689
19	41 J.Jahnig	4.182
20	69 M.Herrera	4.257
21	99 P.Grassia	4.457
22	96 I.Pratna	4.565
23	78 J.Foray	5.073
24	19 L.Bernardi	5.339
25	16 M.Luna Bayen	5.903
26	28 D.Koopman	6.650
27	84 J.Overbeeke	7.147
28	5 R.Vos	7.418
29	36 B.Neila	8.232
30	13 D.Iozzo	8.532
31	18 A.Murley	8.642
32	89 A.Carrasco	9.121
33	30 D.Blin	9.384
34	58 T.Finocchiaro	9.443
35	44 S.Lochoff	10.173
36	79 T.Alonso	10.728
37	7 N.Settimo	10.837
38	54 F.Fulgini	

35 54 F.Fulgini

Lap 3		
1	2 A.Carrasco	14:28'04.253
2	20 D.Loureiro	0.042
3	95 S.Deroue	0.146
4	15 G.van Straalen	0.295
5	8 M.Perez	0.334
6	22 M.Kalinin	0.472
7	71 T.Edwards	0.514
8	17 K.Meuffels	1.573
9	43 L.Grunwald	1.825
10	6 R.Schotman	1.880
11	21 B.Sanchez	4.138
12	93 W.Khan	4.307
13	14 E.De La Vega	4.409
14	97 M.Kappler	4.530
15	81 M.Gonzalez	4.780
16	55 G.Hendra Pratama	4.894
17	99 P.Grassia	5.405
18	69 M.Herrera	5.578
19	33 D.Valle	5.981
20	16 M.Luna Bayen	8.045
21	19 L.Bernardi	8.674
22	78 J.Foray	10.368
23	28 D.Koopman	11.673
24	5 R.Vos	13.812
25	84 J.Overbeeke	14.285
26	13 D.Iozzo	16.276
27	36 B.Neila	16.323
28	18 A.Murley	16.337
29	58 T.Finocchiaro	21.153
30	30 D.Blin	21.474
31	89 A.Carrasco	21.604
32	44 S.Lochoff	21.767
33	7 N.Settimo	22.179
34	79 T.Alonso	22.181
35	54 F.Fulgini	

Lap 5		
1	22 M.Kalinin	14:32'23.021
2	8 M.Perez	0.015
3	95 S.Deroue	0.058
4	15 G.van Straalen	0.108
5	71 T.Edwards	0.191
6	2 A.Carrasco	0.264
7	17 K.Meuffels	0.403
8	20 D.Loureiro	0.553
9	6 R.Schotman	0.676
10	43 L.Grunwald	3.080
11	21 B.Sanchez	6.598
12	14 E.De La Vega	6.728
13	93 W.Khan	6.730
14	97 M.Kappler	6.891
15	99 P.Grassia	7.272
16	55 G.Hendra Pratama	7.471
17	33 D.Valle	7.600
18	69 M.Herrera	8.166
19	16 M.Luna Bayen	12.221
20	19 L.Bernardi	14.025
21	28 D.Koopman	17.715
22	78 J.Foray	17.874
23	5 R.Vos	23.230
24	84 J.Overbeeke	25.876
25	13 D.Iozzo	27.041
26	18 A.Murley	27.095
27	36 B.Neila	27.209
28	79 T.Alonso	34.673
29	89 A.Carrasco	34.751
30	30 D.Blin	34.755
31	44 S.Lochoff	35.283
32	7 N.Settimo	35.346
33	58 T.Finocchiaro	35.429
34	54 F.Fulgini	

2	71 T.Edwards	0.032
3	2 A.Carrasco	0.188
4	17 K.Meuffels	0.195
5	22 M.Kalinin	0.247
6	6 R.Schotman	0.556
7	95 S.Deroue	0.587
8	20 D.Loureiro	0.670
9	15 G.van Straalen	1.028
10	43 L.Grunwald	4.274
11	21 B.Sanchez	8.785
12	14 E.De La Vega	8.862
13	55 G.Hendra Pratama	9.096
14	93 W.Khan	9.280
15	97 M.Kappler	10.048
16	33 D.Valle	10.145
17	99 P.Grassia	10.154
18	69 M.Herrera	10.425
19	16 M.Luna Bayen	16.886
20	19 L.Bernardi	20.252
21	28 D.Koopman	24.912
22	78 J.Foray	24.937
23	5 R.Vos	31.477
24	36 B.Neila	38.566
25	18 A.Murley	38.705
26	84 J.Overbeeke	39.807
27	13 D.Iozzo	40.773
28	7 N.Settimo	47.845
29	30 D.Blin	47.928
30	58 T.Finocchiaro	47.988
31	89 A.Carrasco	48.007
32	79 T.Alonso	48.081
33	44 S.Lochoff	48.351
34	54 F.Fulgini	

Lap 2		
1	8 M.Perez	14:25'54.158
2	71 T.Edwards	0.004
3	2 A.Carrasco	0.049
4	95 S.Deroue	0.129
5	20 D.Loureiro	0.157
6	15 G.van Straalen	0.274
7	43 L.Grunwald	0.363
8	17 K.Meuffels	0.539
9	6 R.Schotman	0.613
10	22 M.Kalinin	0.686
11	21 B.Sanchez	3.744
12	93 W.Khan	3.960
13	14 E.De La Vega	4.039
14	97 M.Kappler	4.070
15	55 G.Hendra Pratama	4.314
16	81 M.Gonzalez	4.395
17	33 D.Valle	4.867
18	99 P.Grassia	5.019
19	69 M.Herrera	5.085
20	16 M.Luna Bayen	6.868
21	19 L.Bernardi	7.274
22	78 J.Foray	7.275
23	28 D.Koopman	9.146
24	5 R.Vos	9.688
25	84 J.Overbeeke	10.198
26	36 B.Neila	12.017
27	13 D.Iozzo	12.067
28	18 A.Murley	12.190
29	58 T.Finocchiaro	14.465
30	30 D.Blin	14.627
31	89 A.Carrasco	14.750
32	44 S.Lochoff	15.438
33	79 T.Alonso	16.371
34	7 N.Settimo	16.422

Lap 4		
1	8 M.Perez	14:30'13.390
2	2 A.Carrasco	0.300
3	95 S.Deroue	0.317
4	71 T.Edwards	0.330
5	22 M.Kalinin	0.372
6	20 D.Loureiro	0.386
7	15 G.van Straalen	0.453
8	6 R.Schotman	1.490
9	17 K.Meuffels	1.524
10	43 L.Grunwald	2.724
11	21 B.Sanchez	5.411
12	14 E.De La Vega	5.598
13	93 W.Khan	5.635
14	97 M.Kappler	5.799
15	55 G.Hendra Pratama	5.892
16	99 P.Grassia	6.264
17	33 D.Valle	6.759
18	69 M.Herrera	6.821
19	16 M.Luna Bayen	10.063
20	19 L.Bernardi	11.228
21	78 J.Foray	14.152
22	28 D.Koopman	14.630
23	5 R.Vos	17.883
24	84 J.Overbeeke	20.283
25	36 B.Neila	22.369
26	13 D.Iozzo	22.520
27	18 A.Murley	22.625
28	58 T.Finocchiaro	27.655
29	30 D.Blin	27.869
30	89 A.Carrasco	28.015
31	44 S.Lochoff	28.096
32	79 T.Alonso	28.309
33	7 N.Settimo	28.905
34	54 F.Fulgini	

Lap 6		
1	8 M.Perez	14:34'32.376
2	71 T.Edwards	0.108
3	17 K.Meuffels	0.155
4	22 M.Kalinin	0.298
5	2 A.Carrasco	0.442
6	15 G.van Straalen	0.617
7	95 S.Deroue	0.860
8	6 R.Schotman	0.998
9	20 D.Loureiro	1.170
10	43 L.Grunwald	3.667
11	21 B.Sanchez	7.797
12	93 W.Khan	7.815
13	14 E.De La Vega	8.320
14	55 G.Hendra Pratama	8.763
15	33 D.Valle	9.020
16	97 M.Kappler	9.079
17	99 P.Grassia	9.236
18	69 M.Herrera	9.323
19	16 M.Luna Bayen	14.853
20	19 L.Bernardi	17.210
21	78 J.Foray	21.469
22	28 D.Koopman	22.028
23	5 R.Vos	27.571
24	84 J.Overbeeke	32.018
25	13 D.Iozzo	32.303
26	36 B.Neila	32.322
27	18 A.Murley	32.523
28	30 D.Blin	41.543
29	79 T.Alonso	41.657
30	89 A.Carrasco	41.765
31	44 S.Lochoff	41.785
32	58 T.Finocchiaro	41.874
33	7 N.Settimo	42.033
34	54 F.Fulgini	

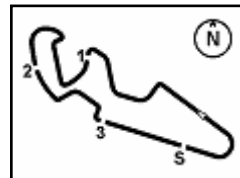
Lap 8		
1	2 A.Carrasco	14:38'51.750
2	17 K.Meuffels	0.014
3	8 M.Perez	0.352
4	22 M.Kalinin	0.457
5	95 S.Deroue	0.628
6	71 T.Edwards	0.661
7	15 G.van Straalen	0.749
8	6 R.Schotman	0.864
9	20 D.Loureiro	0.891
10	43 L.Grunwald	4.809
11	21 B.Sanchez	10.437
12	14 E.De La Vega	10.521
13	93 W.Khan	10.606
14	33 D.Valle	11.298
15	99 P.Grassia	11.368
16	97 M.Kappler	11.399
17	55 G.Hendra Pratama	12.239
18	69 M.Herrera	12.315
19	16 M.Luna Bayen	18.875
20	19 L.Bernardi	23.726
21	78 J.Foray	28.653
22	28 D.Koopman	28.771
23	36 B.Neila	44.244
24	84 J.Overbeeke	44.296
25	18 A.Murley	44.364
26	13 D.Iozzo	44.602
27	89 A.Carrasco	54.887
28	30 D.Blin	54.889
29	44 S.Lochoff	54.949
30	79 T.Alonso	55.004
31	7 N.Settimo	55.106
32	54 F.Fulgini	

15/04/2018

These data/results cannot be reproduced, stored and/or transmitted in whole or in part by any manner of electronic, mechanical, photocopying, recording, broadcasting or otherwise now known or herein after developed without the previous express consent by the copyright owner, except for reproduction in daily press and regular printed publications on sale to the public within 60 days of the event related to those data/results and always provided that copyright symbol appears together as follows below.

© DORNA WSBK ORGANIZATION Srl 2018





MotorLand Aragon 5.077 m

Spanish Round, 13-14-15 April 2018

World Supersport 300 - Lap Chart Race

3 / 3

7	20	D.Loureiro	0.778	17	69	M.Herrera	15.589
8	6	R.Schotman	1.255	18	16	M.Luna Bayen	26.324
9	15	G.van Straalen	1.594	19	19	L.Bernardi	36.256
10	43	L.Grunwald	5.908	20	78	J.Foray	39.331
11	21	B.Sanchez	12.255	21	28	D.Koopman	39.401
12	93	W.Khan	12.449	22	13	D.Iozzo	59.730
13	14	E.De La Vega	12.846	23	36	B.Neila	59.730
14	33	D.Valle	12.880	24	18	A.Murley	59.967
15	99	P.Grassia	12.932	25	84	J.Overbeeke	59.972
16	97	M.Kappler	13.230	26	30	D.Blin	1'15.686
17	55	G.Hendra Pratama	13.685	27	89	A.Carrasco	1'15.692
18	69	M.Herrera	13.843	28	79	T.Alonso	1'15.738
19	16	M.Luna Bayen	21.380	29	44	S.Lochoff	1'15.758
20	19	L.Bernardi	27.939	30	7	N.Settimo	1'15.770
21	28	D.Koopman	32.530				
22	78	J.Foray	32.835				
23	36	B.Neila	49.565				
24	13	D.Iozzo	49.570				
25	84	J.Overbeeke	49.675				
26	18	A.Murley	50.299				
27	30	D.Blin	1'01.698				
28	89	A.Carrasco	1'01.746				
29	79	T.Alonso	1'02.170				
30	7	N.Settimo	1'03.463				
31	44	S.Lochoff	1'03.633				

Lap 10

1	8	M.Perez	14:43'10.054
2	2	A.Carrasco	0.058
3	17	K.Meuffels	0.128
4	22	M.Kalinin	0.181
5	95	S.Deroue	0.292
6	20	D.Loureiro	0.456
7	6	R.Schotman	0.839
8	15	G.van Straalen	1.244
9	43	L.Grunwald	7.709
10	21	B.Sanchez	13.752
11	93	W.Khan	13.779
12	14	E.De La Vega	13.943
13	33	D.Valle	14.072
14	99	P.Grassia	14.229
15	97	M.Kappler	14.294
16	55	G.Hendra Pratama	14.361
17	69	M.Herrera	14.698
18	16	M.Luna Bayen	23.863
19	19	L.Bernardi	32.482
20	78	J.Foray	36.380
21	28	D.Koopman	36.420
22	13	D.Iozzo	55.091
23	84	J.Overbeeke	55.242
24	36	B.Neila	55.250
25	18	A.Murley	55.648
26	79	T.Alonso	1'08.871
27	44	S.Lochoff	1'08.913
28	89	A.Carrasco	1'09.106
29	30	D.Blin	1'09.174
30	7	N.Settimo	1'10.432

Lap 11

1	17	K.Meuffels	14:45'20.065
2	95	S.Deroue	0.031
3	8	M.Perez	0.125
4	22	M.Kalinin	0.207
5	6	R.Schotman	0.370
6	2	A.Carrasco	0.438
7	15	G.van Straalen	0.817
8	20	D.Loureiro	0.819
9	43	L.Grunwald	8.774
10	21	B.Sanchez	14.451
11	93	W.Khan	14.716
12	14	E.De La Vega	14.932
13	33	D.Valle	15.014
14	99	P.Grassia	15.026
15	97	M.Kappler	15.250
16	55	G.Hendra Pratama	15.421

15/04/2018

These data/results cannot be reproduced, stored and/or transmitted in whole or in part by any manner of electronic, mechanical, photocopying, recording, broadcasting or otherwise now known or herein after developed without the previous express consent by the copyright owner, except for reproduction in daily press and regular printed publications on sale to the public within 60 days of the event related to those data/results and always provided that copyright symbol appears together as follows below.

© DORNA WSBK ORGANIZATION Srl 2018



Official Fuel Supplier

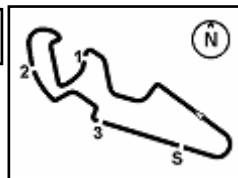


PIRELLI

Official Tyre Supplier



Official Timekeeper



Spanish Round, 13-14-15 April 2018

World Supersport 300 - Best Sectors & Speed Race

MotorLand Aragon 5.077 m

RESULTS

Pos	Rider	Team	Laps
1	17 K. MEUFFELS	KTM RC 390 R	11
2	95 S. DEROUE	Kawasaki Ninja 400	0.031
3	8 M. PEREZ	Kawasaki Ninja 400	0.125
4	22 M. KALININ	Kawasaki Ninja 400	0.207
5	6 R. SCHOTMAN	Kawasaki Ninja 400	0.370
6	2 A. CARRASCO	Kawasaki Ninja 400	0.438
7	15 G. VAN STRAALEN	KTM RC 390 R	0.817
8	20 D. LOUREIRO	Kawasaki Ninja 400	0.819
9	43 L. GRUNWALD	KTM RC 390 R	8.774
10	21 B. SANCHEZ	Kawasaki Ninja 400	14.451
11	93 W. KHAN	Kawasaki Ninja 400	14.716
12	14 E. DE LA VEGA	Kawasaki Ninja 400	14.932
13	33 D. VALLE	Yamaha YZF-R3	15.014
14	99 P. GRASSIA	Yamaha YZF-R3	15.026
15	97 M. KAPPLER	KTM RC 390 R	15.250
16	55 G. HENDRA PRATAMA	Yamaha YZF-R3	15.421
17	69 M. HERRERA	Yamaha YZF-R3	15.589
18	16 M. LUNA BAYEN	Kawasaki Ninja 400	26.324
19	19 L. BERNARDI	Yamaha YZF-R3	36.256
20	78 J. FORAY	Kawasaki Ninja 400	39.331
21	28 D. KOOPMAN	Yamaha YZF-R3	39.401
22	36 B. NEILA	Yamaha YZF-R3	59.730
23	13 D. IOZZO	Honda CBR500R	59.730
24	18 A. MURLEY	Yamaha YZF-R3	59.967
25	84 J. OVERBEEKE	Yamaha YZF-R3	59.972
26	30 D. BLIN	Yamaha YZF-R3	1'15.686
27	89 A. CARRASCO	Yamaha YZF-R3	1'15.692
28	79 T. ALONSO	Yamaha YZF-R3	1'15.738
29	44 S. LOCHOFF	Yamaha YZF-R3	1'15.758
30	7 N. SETTIMO	Honda CBR500R	1'15.770
NC	54 F. FULIGNI	Yamaha YZF-R3	3 Laps
RET	71 T. EDWARDS	Kawasaki Ninja 400	2 Laps
RET	5 R. VOS	KTM RC 390 R	4 Laps
RET	58 T. FINOCCHIARO	Honda CBR500R	4 Laps
RET	81 M. GONZALEZ	Yamaha YZF-R3	8 Laps
RET	27 F. ROVELLI	Kawasaki Ninja 400	10 Laps
RET	41 J. JÄHNIG	KTM RC 390 R	10 Laps
RET	96 I. PRATNA	Yamaha YZF-R3	10 Laps
RET	12 A. RUSMIPUTRO	Yamaha YZF-R3	

SPEED

Pos	Rider	Team	Time
1	6 R. SCHOTMAN	Kawasaki Ninja 400	214,3
2	20 D. LOUREIRO	Kawasaki Ninja 400	211,4
3	17 K. MEUFFELS	KTM RC 390 R	210,9
4	95 S. DEROUE	Kawasaki Ninja 400	210,9
5	71 T. EDWARDS	Kawasaki Ninja 400	210,5
6	15 G. VAN STRAALEN	KTM RC 390 R	209,7
7	2 A. CARRASCO	Kawasaki Ninja 400	209,7
8	93 W. KHAN	Kawasaki Ninja 400	209,3
9	8 M. PEREZ	Kawasaki Ninja 400	209,3
10	41 J. JÄHNIG	KTM RC 390 R	209,3
11	97 M. KAPPLER	KTM RC 390 R	207,3
12	14 E. DE LA VEGA	Kawasaki Ninja 400	206,9
13	78 J. FORAY	Kawasaki Ninja 400	206,1
14	22 M. KALININ	Kawasaki Ninja 400	205,7
15	55 G. HENDRA PRATAMA	Yamaha YZF-R3	204,9
16	33 D. VALLE	Yamaha YZF-R3	204,5
17	21 B. SANCHEZ	Kawasaki Ninja 400	204,5
18	43 L. GRUNWALD	KTM RC 390 R	204,5
19	69 M. HERRERA	Yamaha YZF-R3	204,2
20	99 P. GRASSIA	Yamaha YZF-R3	203,0
21	16 M. LUNA BAYEN	Kawasaki Ninja 400	202,6
22	96 I. PRATNA	Yamaha YZF-R3	202,2
23	5 R. VOS	KTM RC 390 R	200,4
24	81 M. GONZALEZ	Yamaha YZF-R3	200,0
25	28 D. KOOPMAN	Yamaha YZF-R3	200,0
26	13 D. IOZZO	Honda CBR500R	200,0
27	58 T. FINOCCHIARO	Honda CBR500R	200,0
28	19 L. BERNARDI	Yamaha YZF-R3	198,5
29	44 S. LOCHOFF	Yamaha YZF-R3	198,2
30	79 T. ALONSO	Yamaha YZF-R3	197,4
31	7 N. SETTIMO	Honda CBR500R	197,1
32	18 A. MURLEY	Yamaha YZF-R3	196,7
33	30 D. BLIN	Yamaha YZF-R3	196,4
34	27 F. ROVELLI	Kawasaki Ninja 400	196,0
35	84 J. OVERBEEKE	Yamaha YZF-R3	196,0
36	36 B. NEILA	Yamaha YZF-R3	194,6
37	54 F. FULIGNI	Yamaha YZF-R3	192,5
38	89 A. CARRASCO	Yamaha YZF-R3	191,8

SEG. 1

1	15 G. VAN STRAALEN	35.980
2	71 T. EDWARDS	36.135
3	17 K. MEUFFELS	36.167
4	6 R. SCHOTMAN	36.217
5	8 M. PEREZ	36.251
6	43 L. GRUNWALD	36.280
7	95 S. DEROUE	36.305
8	22 M. KALININ	36.329
9	2 A. CARRASCO	36.352
10	81 M. GONZALEZ	36.476
11	20 D. LOUREIRO	36.509
12	21 B. SANCHEZ	36.516
13	33 D. VALLE	36.518
14	99 P. GRASSIA	36.525
15	93 W. KHAN	36.580
16	16 M. LUNA BAYEN	36.588
17	97 M. KAPPLER	36.597
18	55 G. HENDRA PRATAMA	36.609
19	14 E. DE LA VEGA	36.633
20	69 M. HERRERA	36.657
21	19 L. BERNARDI	36.951
22	5 R. VOS	36.966
23	96 I. PRATNA	37.068
24	78 J. FORAY	37.124
25	28 D. KOOPMAN	37.134
26	13 D. IOZZO	37.584
27	84 J. OVERBEEKE	37.613
28	58 T. FINOCCHIARO	37.744
29	18 A. MURLEY	37.804
30	30 D. BLIN	37.932
31	54 F. FULIGNI	37.972
32	44 S. LOCHOFF	38.035
33	36 B. NEILA	38.049
34	89 A. CARRASCO	38.228
35	7 N. SETTIMO	38.241
36	79 T. ALONSO	38.276
37	41 J. JÄHNIG	41.129

SEG. 2

1	2 A. CARRASCO	35.379
2	22 M. KALININ	35.434
3	8 M. PEREZ	35.448
4	71 T. EDWARDS	35.461
5	20 D. LOUREIRO	35.637
6	17 K. MEUFFELS	35.645
7	6 R. SCHOTMAN	35.697
8	95 S. DEROUE	35.703
9	15 G. VAN STRAALEN	35.827
10	33 D. VALLE	35.905
11	99 P. GRASSIA	35.949
12	55 G. HENDRA PRATAMA	35.975
13	81 M. GONZALEZ	35.986
14	69 M. HERRERA	36.002
15	19 L. BERNARDI	36.028
16	97 M. KAPPLER	36.050
17	43 L. GRUNWALD	36.051
18	93 W. KHAN	36.080
19	14 E. DE LA VEGA	36.082
20	21 B. SANCHEZ	36.097
21	96 I. PRATNA	36.255
22	16 M. LUNA BAYEN	36.559
23	84 J. OVERBEEKE	36.576
24	78 J. FORAY	36.594
25	28 D. KOOPMAN	36.600
26	5 R. VOS	36.641
27	27 F. ROVELLI	36.764
28	18 A. MURLEY	36.923
29	13 D. IOZZO	36.926
30	54 F. FULIGNI	36.931
31	41 J. JÄHNIG	36.938
32	36 B. NEILA	36.997
33	79 T. ALONSO	37.010
34	89 A. CARRASCO	37.088
35	30 D. BLIN	37.098
36	7 N. SETTIMO	37.150
37	44 S. LOCHOFF	37.216
38	58 T. FINOCCHIARO	37.312

SEG. 3

1	8 M. PEREZ	23.113
2	99 P. GRASSIA	23.243
3	81 M. GONZALEZ	23.380
4	43 L. GRUNWALD	23.426
5	16 M. LUNA BAYEN	23.427
6	2 A. CARRASCO	23.430
7	20 D. LOUREIRO	23.440
8	95 S. DEROUE	23.441
9	71 T. EDWARDS	23.446
10	14 E. DE LA VEGA	23.465
11	33 D. VALLE	23.469
12	15 G. VAN STRAALEN	23.486
13	22 M. KALININ	23.515
14	21 B. SANCHEZ	23.522
15	69 M. HERRERA	23.523
16	93 W. KHAN	23.540
17	17 K. MEUFFELS	23.543
18	19 L. BERNARDI	23.551
19	6 R. SCHOTMAN	23.602
20	55 G. HENDRA PRATAMA	23.660
21	97 M. KAPPLER	23.719
22	13 D. IOZZO	23.865
23	78 J. FORAY	23.940
24	28 D. KOOPMAN	23.956
25	36 B. NEILA	23.976
26	27 F. ROVELLI	23.991
27	84 J. OVERBEEKE	24.028
28	54 F. FULIGNI	24.142
29	5 R. VOS	24.149
30	30 D. BLIN	24.161
31	89 A. CARRASCO	24.179
32	18 A. MURLEY	24.182
33	7 N. SETTIMO	24.268
34	41 J. JÄHNIG	24.272
35	79 T. ALONSO	24.274
36	44 S. LOCHOFF	24.325
37	96 I. PRATNA	24.356
38	58 T. FINOCCHIARO	24.460

SEG. 4

1	15 G. VAN STRAALEN	32.719
2	71 T. EDWARDS	32.759
3	2 A. CARRASCO	32.759
4	20 D. LOUREIRO	32.804
5	6 R. SCHOTMAN	32.849
6	22 M. KALININ	32.860
7	95 S. DEROUE	32.901
8	17 K. MEUFFELS	32.942
9	43 L. GRUNWALD	33.102
10	8 M. PEREZ	33.111
11	14 E. DE LA VEGA	33.259
12	93 W. KHAN	33.291
13	97 M. KAPPLER	33.298
14	21 B. SANCHEZ	33.322
15	55 G. HENDRA PRATAMA	33.345
16	69 M. HERRERA	33.375
17	99 P. GRASSIA	33.383
18	41 J. JÄHNIG	33.472
19	33 D. VALLE	33.531
20	96 I. PRATNA	33.587
21	81 M. GONZALEZ	33.680
22	78 J. FORAY	33.739
23	16 M. LUNA BAYEN	33.838
24	19 L. BERNARDI	33.850
25	5 R. VOS	33.857
26	13 D. IOZZO	34.122
27	28 D. KOOPMAN	34.224
28	36 B. NEILA	34.376
29	58 T. FINOCCHIARO	34.398
30	54 F. FULIGNI	34.414
31	84 J. OVERBEEKE	34.443
32	18 A. MURLEY	34.487
33	7 N. SETTIMO	34.509
34	89 A. CARRASCO	34.593
35	27 F. ROVELLI	34.617
36	30 D. BLIN	34.653
37	44 S. LOCHOFF	34.680
38	79 T. ALONSO	34.703

15/04/2018

These data/results cannot be reproduced, stored and/or transmitted in whole or in part by any manner of electronic, mechanical, photocopying, recording, broadcasting or otherwise now known or herein after developed without the previous express consent by the copyright owner, except for reproduction in daily press and regular printed publications on sale to the public within 60 days of the event related to those data/results and always provided that copyright symbol appears together as follows below.

© DORNA WSBK ORGANIZATION Srl 2018



Official Fuel Supplier

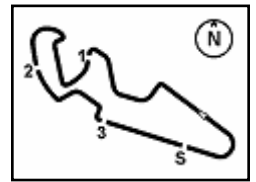


FICR PERUGIA TIMING

Official Tyre Supplier



Official Timekeeper



Spanish Round, 13-14-15 April 2018
World Supersport 300 - Chronological Analysis Race

Start at 14:21'32.281

1 / 4

1° 17 K. MEUFFELS (2'08.510)							
Lap	Seg.1	Seg.2	Seg.3	Seg.4	Lap Time	km/h	Local Time
1		36.123	23.805	32.945	2'11.881	209,3	14:23'44.162
2	37.451	36.159	23.983	32.942	2'10.535	210,5	14:25'54.697
3	37.330	35.902	24.193	33.704	2'11.129	198,9	14:28'05.826
4	36.344	35.707	23.657	33.380	2'09.088	204,9	14:30'14.914
5	36.244	35.645	23.582	33.039	2'08.510	210,9	14:32'23.424
6	36.627	35.812	23.557	33.111	2'09.107	206,1	14:34'32.531
7	36.730	35.683	24.149	33.084	2'09.646	201,9	14:36'42.177
8	36.167	36.128	23.699	33.593	2'09.587	200,4	14:38'51.764
9	36.396	36.071	23.543	32.970	2'08.980	204,2	14:41'00.744
10	36.264	36.142	23.844	33.188	2'09.438	209,7	14:43'10.182
11	37.264	35.890	23.622	33.107	2'09.883	203,8	14:45'20.065

7	36.555	35.739	23.945	32.925	2'09.164	211,4	14:36'42.538
8	36.601	36.490	24.023	32.962	2'10.076	214,3	14:38'52.614
9	36.722	36.133	23.602	32.928	2'09.385	207,3	14:41'01.999
10	36.217	35.843	23.976	32.858	2'08.894	213,9	14:43'10.893
11	36.864	35.925	23.701	33.052	2'09.542	210,1	14:45'20.435

2° 95 S. DEROUÉ (2'08.888)							
Lap	Seg.1	Seg.2	Seg.3	Seg.4	Lap Time	km/h	Local Time
1		36.040	23.672	33.284	2'11.777	203,4	14:23'44.058
2	36.618	35.916	23.737	33.958	2'10.229	194,9	14:25'54.287
3	36.879	35.902	23.819	33.512	2'10.112	197,1	14:28'04.399
4	36.305	35.913	23.733	33.357	2'09.308	200,0	14:30'13.707
5	36.568	35.703	23.441	33.660	2'09.372	203,0	14:32'23.079
6	37.591	35.979	23.639	32.948	2'10.157	207,7	14:34'33.236
7	36.393	35.959	23.809	33.172	2'09.333	209,7	14:36'42.569
8	36.960	35.935	23.949	32.965	2'09.809	210,9	14:38'52.378
9	36.681	35.816	23.490	32.901	2'08.888	207,3	14:41'01.266
10	36.426	35.871	23.785	32.998	2'09.080	208,5	14:43'10.346
11	36.575	36.085	23.597	33.493	2'09.750	202,6	14:45'20.096

6° 2 A. CARRASCO (2'09.015)							
Lap	Seg.1	Seg.2	Seg.3	Seg.4	Lap Time	km/h	Local Time
1		36.041	23.783	33.062	2'11.724	204,9	14:23'44.005
2	37.002	35.793	24.256	33.151	2'10.202	204,5	14:25'54.207
3	36.992	35.890	23.526	33.638	2'10.046	198,9	14:28'04.253
4	37.214	35.379	23.715	33.129	2'09.437	202,2	14:30'13.690
5	37.113	35.527	23.856	33.099	2'09.595	204,5	14:32'23.285
6	37.172	36.045	23.557	32.759	2'09.533	208,1	14:34'32.818
7	36.595	35.676	24.141	32.940	2'09.352	205,7	14:36'42.170
8	36.751	35.815	23.559	33.455	2'09.580	200,4	14:38'51.750
9	36.491	35.802	23.430	33.292	2'09.015	201,1	14:41'00.765
10	36.352	36.021	23.471	33.503	2'09.347	203,4	14:43'10.112
11	37.474	35.948	24.038	32.931	2'10.391	209,7	14:45'20.503

3° 8 M. PEREZ (2'08.803)							
Lap	Seg.1	Seg.2	Seg.3	Seg.4	Lap Time	km/h	Local Time
1		36.072	23.172	33.839	2'11.629	197,8	14:23'43.910
2	36.837	35.814	23.917	33.680	2'10.248	197,4	14:25'54.158
3	37.455	35.879	23.699	33.396	2'10.429	203,8	14:28'04.587
4	36.251	35.757	23.113	33.682	2'08.803	198,5	14:30'13.390
5	36.574	35.817	23.232	34.023	2'09.646	199,6	14:32'23.036
6	36.770	35.869	23.227	33.474	2'09.340	200,4	14:34'32.376
7	36.535	35.835	23.940	33.296	2'09.606	201,9	14:36'41.982
8	36.682	36.026	24.004	33.408	2'10.120	201,1	14:38'52.102
9	36.907	35.448	23.489	33.111	2'08.955	207,3	14:41'01.057
10	36.368	35.871	23.472	33.286	2'08.997	209,3	14:43'10.054
11	36.966	36.035	23.665	33.470	2'10.136	201,1	14:45'20.190

7° 15 G. VAN STRAALLEN (2'08.960)							
Lap	Seg.1	Seg.2	Seg.3	Seg.4	Lap Time	km/h	Local Time
1		36.165	23.794	33.074	2'12.782	208,5	14:23'45.063
2	36.478	35.827	23.892	33.172	2'09.369	204,2	14:25'54.432
3	37.124	35.873	24.006	33.113	2'10.116	206,5	14:28'04.548
4	36.544	36.292	23.740	32.719	2'09.295	209,7	14:30'13.843
5	36.224	35.887	23.881	33.294	2'09.286	204,9	14:32'23.129
6	37.253	36.022	23.486	33.103	2'09.864	206,5	14:34'32.993
7	36.836	36.133	24.013	33.035	2'10.017	205,3	14:36'43.010
8	36.374	35.932	23.844	33.339	2'09.489	204,5	14:38'52.499
9	36.696	36.202	23.902	33.039	2'09.839	205,7	14:41'02.338
10	35.980	36.026	23.870	33.084	2'08.960	206,9	14:43'11.298
11	36.204	36.386	23.922	33.072	2'09.584	208,5	14:45'20.882

4° 22 M. KALININ (2'08.810)							
Lap	Seg.1	Seg.2	Seg.3	Seg.4	Lap Time	km/h	Local Time
1		36.662	23.546	33.349	2'13.752	201,1	14:23'46.033
2	36.605	35.687	23.566	32.953	2'08.811	203,4	14:25'54.844
3	37.042	35.756	23.939	33.144	2'09.881	204,9	14:28'04.725
4	36.575	35.792	23.740	32.930	2'09.037	201,9	14:30'13.762
5	36.917	35.434	23.515	33.393	2'09.259	204,2	14:32'23.021
6	37.156	35.882	23.553	33.062	2'09.653	204,9	14:34'32.674
7	36.487	35.752	24.026	33.290	2'09.555	201,5	14:36'42.229
8	36.329	36.137	23.868	33.644	2'09.978	196,7	14:38'52.207
9	36.926	35.710	23.722	32.860	2'09.218	205,7	14:41'01.425
10	36.454	35.644	23.661	33.051	2'08.810	205,7	14:43'10.235
11	37.046	35.932	23.930	33.129	2'10.037	202,2	14:45'20.272

8° 20 D. LOUREIRO (2'08.881)							
Lap	Seg.1	Seg.2	Seg.3	Seg.4	Lap Time	km/h	Local Time
1		36.175	23.633	33.644	2'11.859	199,3	14:23'44.140
2	36.726	35.805	24.056	33.588	2'10.175	198,5	14:25'54.315
3	37.101	35.844	23.768	33.267	2'09.980	200,7	14:28'04.295
4	36.715	35.684	23.440	33.642	2'09.481	199,3	14:30'13.776
5	37.229	35.691	23.870	33.008	2'09.798	208,9	14:32'23.574
6	37.349	35.957	23.809	32.857	2'09.972	208,9	14:34'33.546
7	36.509	35.885	23.803	32.909	2'09.106	210,1	14:36'42.652
8	36.550	35.889	24.157	33.393	2'09.989	211,4	14:38'52.641
9	36.610	35.821	23.646	32.804	2'08.881	210,5	14:41'01.522
10	36.565	35.637	23.816	32.970	2'08.988	208,1	14:43'10.510
11	36.591	36.236	24.058	33.489	2'10.374	208,9	14:45'20.884

5° 6 R. SCHOTMAN (2'08.747)							
Lap	Seg.1	Seg.2	Seg.3	Seg.4	Lap Time	km/h	Local Time
1		36.113	24.067	33.034	2'12.578	210,1	14:23'44.859
2	36.719	36.159	23.870	33.164	2'09.912	208,5	14:25'54.771
3	37.441	36.314	23.872	33.735	2'11.362	201,1	14:28'06.133
4	36.408	35.697	23.671	32.971	2'08.747	210,9	14:30'14.880
5	36.453	35.717	23.798	32.849	2'08.817	210,1	14:32'23.697
6	37.177	35.894	23.749	32.857	2'09.677	210,9	14:34'33.374

9° 43 L. GRUNWALD (2'09.581)							
Lap	Seg.1	Seg.2	Seg.3	Seg.4	Lap Time	km/h	Local Time
1		36.285	23.939	33.293	2'12.659	202,2	14:23'44.940
2	36.280	36.128	24.071	33.102	2'09.581	204,5	14:25'54.521
3	37.288	36.424	23.789	34.056	2'11.557	198,5	14:28'06.078
4	36.741	36.230	23.649	33.416	2'10.036	203,4	14:30'16.114
5	36.496	36.161	23.473	33.857	2'09.987	199,3	14:32'26.101
6	36.512	36.357	23.426	33.647	2'09.942	200,0	14:34'36.043
7	36.340	36.559	23.582	33.732	2'10.213	200,4	14:36'46.256
8	36.491	36.051	23.731	34.030	2'10.303	195,7	14:38'56.559
9	36.436	36.337	23.479	33.841	2'10.093	196,7	14:41'06.652
10	36.688	36.621	23.754	34.048	2'11.111	200,4	14:43'17.763
11	36.957	36.421	23.746	33.952	2'11.076	198,2	14:45'28.839

10° 21 B. SANCHEZ (2'10.410)							
Lap	Seg.1	Seg.2	Seg.3	Seg.4	Lap Time	km/h	Local Time

15/04/2018

P = Pits In/Out - C = Lap Time Cancelled

These data/results cannot be reproduced, stored and/or transmitted in whole or in part by any manner of electronic, mechanical, photocopying, recording, broadcasting or otherwise now known or herein after developed without the previous express consent by the copyright owner, except for reproduction in daily press and regular printed publications on sale to the public within 60 days of the event related to those data/results and always provided that copyright symbol appears together as follows below.

© DORNA WSBK ORGANIZATION Srl 2018



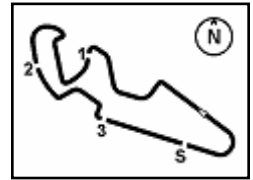
Official Fuel Supplier



Official Tyre Supplier



Official Timekeeper



Spanish Round, 13-14-15 April 2018

World Supersport 300 - Chronological Analysis Race

Start at 14:21'32.281

2 / 4

Lap	Seg.1	Seg.2	Seg.3	Seg.4	Lap Time	km/h	Local Time	9	10	11
1	36.912	24.175	33.322	2'14.306	204,5	14:23'46.587		36.916	36.656	23.603
2	37.491	36.269	23.776	33.779	2'11.315	197,1	14:25'57.902	36.805	36.301	23.747
3	36.758	36.247	23.752	33.732	2'10.489	196,4	14:28'08.391	37.167	36.257	23.667
4	36.516	36.318	24.065	33.511	2'10.410	200,7	14:30'18.801			
5	36.813	36.364	23.751	33.890	2'10.818	200,4	14:32'29.619			
6	36.740	36.285	23.810	33.719	2'10.554	198,2	14:34'40.173			
7	36.720	36.321	23.749	33.804	2'10.594	197,8	14:36'50.767			
8	37.292	36.377	23.948	33.803	2'11.420	197,4	14:39'02.187			
9	37.217	36.473	23.693	33.429	2'10.812	199,3	14:41'12.999			
10	36.804	36.432	23.741	33.830	2'10.807	199,6	14:43'23.806			
11	37.482	36.097	23.522	33.609	2'10.710	198,9	14:45'34.516			

11° 93 W. KHAN (2'10.440)							
Lap	Seg.1	Seg.2	Seg.3	Seg.4	Lap Time	km/h	Local Time
1	36.974	24.662	33.291	2'15.266	206,9	14:23'47.547	
2	36.964	36.198	23.701	33.708	2'10.571	200,7	14:25'58.118
3	36.756	36.203	23.776	33.707	2'10.442	196,7	14:28'08.560
4	36.580	36.080	24.270	33.535	2'10.465	206,9	14:30'19.025
5	37.057	36.203	24.085	33.381	2'10.726	209,3	14:32'29.751
6	37.176	36.193	23.540	33.531	2'10.440	203,4	14:34'40.191
7	36.973	36.254	24.359	33.485	2'11.071	202,2	14:36'51.262
8	36.978	36.574	23.873	33.669	2'11.094	197,1	14:39'02.356
9	36.958	36.357	23.692	33.830	2'10.837	196,0	14:41'13.193
10	36.733	36.349	23.876	33.682	2'10.640	203,0	14:43'23.833
11	37.182	36.416	23.718	33.632	2'10.948	201,9	14:45'34.781

12° 14 E. DE LA VEGA (2'10.148)							
Lap	Seg.1	Seg.2	Seg.3	Seg.4	Lap Time	km/h	Local Time
1	36.734	23.792	33.568	2'14.739	206,9	14:23'47.020	
2	37.230	36.443	23.909	33.595	2'11.177	200,7	14:25'58.197
3	36.876	36.403	23.561	33.625	2'10.465	200,0	14:28'08.662
4	36.645	36.082	23.624	33.975	2'10.326	200,0	14:30'18.988
5	36.764	36.406	23.737	33.854	2'10.761	202,6	14:32'29.749
6	37.397	36.332	23.465	33.753	2'10.947	200,7	14:34'40.696
7	36.633	36.227	23.655	33.633	2'10.148	200,4	14:36'50.844
8	37.503	36.503	23.689	33.732	2'11.427	196,4	14:39'02.271
9	37.338	36.841	23.549	33.591	2'11.319	197,4	14:41'13.590
10	36.706	36.391	23.628	33.682	2'10.407	203,8	14:43'23.997
11	37.968	36.261	23.512	33.259	2'11.000	203,8	14:45'34.997

13° 33 D. VALLE (2'09.915)							
Lap	Seg.1	Seg.2	Seg.3	Seg.4	Lap Time	km/h	Local Time
1	36.973	23.827	33.603	2'15.207	201,9	14:23'47.488	
2	37.240	36.885	23.574	33.838	2'11.537	197,8	14:25'59.025
3	36.909	36.238	23.798	34.264	2'11.209	194,6	14:28'10.234
4	36.518	36.146	23.573	33.678	2'09.915	198,9	14:30'20.149
5	36.629	36.313	23.742	33.788	2'10.472	201,9	14:32'30.621
6	37.054	36.441	23.588	33.692	2'10.775	202,2	14:34'41.396
7	36.600	35.905	23.909	34.317	2'10.731	190,5	14:36'52.127
8	36.997	36.125	23.724	34.075	2'10.921	194,9	14:39'03.048
9	36.794	36.782	23.469	33.531	2'10.576	200,0	14:41'13.624
10	36.976	36.039	23.757	33.730	2'10.502	204,5	14:43'24.126
11	37.457	35.908	23.744	33.844	2'10.953	200,0	14:45'35.079

14° 99 P. GRASSIA (2'09.996)							
Lap	Seg.1	Seg.2	Seg.3	Seg.4	Lap Time	km/h	Local Time
1	36.412	24.026	33.965	2'16.086	200,7	14:23'48.367	
2	36.680	36.768	23.542	33.820	2'10.810	200,7	14:25'59.177
3	36.525	36.355	23.782	33.819	2'10.481	194,2	14:28'09.658
4	36.859	36.404	23.243	33.490	2'09.996	199,6	14:30'19.654
5	36.868	36.234	23.785	33.752	2'10.639	200,7	14:32'30.293
6	36.940	36.178	23.767	34.434	2'11.319	199,3	14:34'41.612
7	36.663	35.949	23.713	34.199	2'10.524	194,9	14:36'52.136
8	36.814	36.052	23.809	34.307	2'10.982	194,6	14:39'03.118

15° 97 M. KAPPLER (2'10.374)							
Lap	Seg.1	Seg.2	Seg.3	Seg.4	Lap Time	km/h	Local Time
1		37.011	23.977	33.518	2'14.908	206,9	14:23'47.189
2	37.380	36.326	23.907	33.426	2'11.039	202,6	14:25'58.228
3	36.999	36.293	23.719	33.544	2'10.555	199,3	14:28'08.783
4	36.597	36.165	24.154	33.490	2'10.406	207,3	14:30'19.189
5	37.074	36.050	23.849	33.750	2'10.723	204,5	14:32'29.912
6	37.459	36.202	23.838	34.044	2'11.543	198,2	14:34'41.455
7	36.672	36.165	24.092	33.646	2'10.575	198,9	14:36'52.030
8	37.293	36.120	23.874	33.832	2'11.119	200,4	14:39'03.149
9	37.121	36.434	23.949	33.321	2'10.825	203,0	14:41'13.974
10	36.805	36.276	23.799	33.494	2'10.374	202,6	14:43'24.348
11	37.365	36.317	23.987	33.298	2'10.967	203,0	14:45'35.315

16° 55 G. HENDRA PRATAMA (2'09.939)							
Lap	Seg.1	Seg.2	Seg.3	Seg.4	Lap Time	km/h	Local Time
1		36.128	24.047	34.659	2'14.499	199,3	14:23'46.780
2	37.785	36.201	24.263	33.443	2'11.692	200,4	14:25'58.472
3	36.875	36.528	23.767	33.505	2'10.675	198,9	14:28'09.147
4	36.617	36.383	23.732	33.403	2'10.135	202,2	14:30'19.282
5	37.115	36.047	24.242	33.806	2'11.210	199,3	14:32'30.492
6	37.060	36.212	23.803	33.572	2'10.647	201,1	14:34'41.139
7	36.609	36.013	23.660	33.657	2'09.939	200,7	14:36'51.078
8	37.331	36.524	24.979	34.077	2'12.911	194,6	14:39'03.989
9	36.748	36.033	23.977	33.682	2'10.440	204,9	14:41'14.429
10	36.747	35.975	23.826	33.438	2'09.986	204,9	14:43'24.415
11	37.404	36.498	23.824	33.345	2'11.071	204,9	14:45'35.486

17° 69 M. HERRERA (2'10.165)							
Lap	Seg.1	Seg.2	Seg.3	Seg.4	Lap Time	km/h	Local Time
1		37.060	24.424	33.471	2'15.886	198,9	14:23'48.167
2	36.690	36.903	23.748	33.735	2'11.076	199,6	14:25'59.243
3	36.773	36.244	23.873	33.698	2'10.588	195,7	14:28'09.831
4	36.657	36.391	23.761	33.571	2'10.380	201,1	14:30'20.211
5	36.681	36.288	23.784	34.223	2'10.976	201,9	14:32'31.187
6	36.874	36.289	23.523	33.826	2'10.512	202,2	14:34'41.699
7	36.842	36.002	23.595	34.269	2'10.708	192,5	14:36'52.407
8	37.100	36.235	23.920	34.403	2'11.658	190,5	14:39'04.065
9	36.777	36.061	23.976	33.708	2'10.522	201,1	14:41'14.587
10	36.728	36.090	23.696	33.651	2'10.165	204,2	14:43'24.752
11	37.234	36.573	23.720	33.375	2'10.902	200,7	14:45'35.654

18° 16 M. LUNA BAYEN (2'11.155)							
Lap	Seg.1	Seg.2	Seg.3	Seg.4	Lap Time	km/h	Local Time
1		37.013	23.670	33.838	2'17.532	202,6	14:23'49.813
2	36.588	36.559	24.054	34.012	2'11.213	199,3	14:26'01.026
3	36.927	36.570	23.611	34.164	2'11.272	196,4	14:28'12.298
4	36.953	36.670	23.506	34.026	2'11.155	198,5	14:30'23.453
5	36.891	36.840	23.694	34.364	2'11.789	198,2	14:32'35.242
6	37.323	36.781	23.680	34.203	2'11.987	197,1	14:34'47.229
7	36.909	36.772	23.427	34.531	2'11.639	192,5	14:36'58.868
8	37.006	36.779	23.649	34.323	2'11.757	193,9	14:39'10.625
9	36.999	36.810	23.607	34.083	2'11.499	197,4	14:41'22.124
10	36.977	36.973	23.652	34.191	2'11.793	197,8	14:43'33.917
11	37.488	36.978	23.831	34.175	2'12.472	197,4	14:45'46.389

19° 19 L. BERNARDI (2'11.495)							
Lap	Seg.1	Seg.2	Seg.3	Seg.4	Lap Time	km/h	Local Time
1		36.471	23.807	33.850	2'16.968	198,5	14:23'49.249
2	36.951	36.653	23.876	34.703	2'12.183	191,5	14:26'01.432

15/04/2018 P = Pits In/Out - C = Lap Time Cancelled

These data/results cannot be reproduced, stored and/or transmitted in whole or in part by any manner of electronic, mechanical, photocopying, recording, broadcasting or otherwise now known or herein after developed without the previous express consent by the copyright owner, except for reproduction in daily press and regular printed publications on sale to the public within 60 days of the event related to those data/results and always provided that copyright symbol appears together as follows below.

© DORNA WSBK ORGANIZATION Srl 2018



Official Fuel Supplier

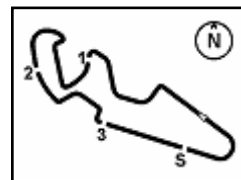


FKR PERGOIA TIMING

Official Tyre Supplier



Official Timekeeper



Spanish Round, 13-14-15 April 2018

World Supersport 300 - Chronological Analysis Race

MotorLand Aragon 5.077 m

Start at 14:21'32.281

3 / 4

3	37.214	36.028	23.804	34.449	2'11.495	194,2	14:28'12.927	11	38.534	37.234	24.286	34.437	2'14.491	189,5	14:46'19.795
4	37.096	36.365	23.755	34.475	2'11.691	194,2	14:30'24.618								
5	37.376	36.432	23.666	34.954	2'12.428	193,2	14:32'37.046								
6	37.560	36.496	23.551	34.933	2'12.540	192,2	14:34'49.586								
7	37.492	36.553	23.787	34.816	2'12.648	191,2	14:37'02.234								
8	37.551	36.647	23.921	35.123	2'13.242	188,2	14:39'15.476								
9	37.555	36.792	23.837	35.023	2'13.207	190,5	14:41'28.683								
10	37.803	36.941	23.874	35.235	2'13.853	190,8	14:43'42.536								
11	37.719	37.173	23.879	35.014	2'13.785	190,1	14:45'56.321								

20° 78 J. FORAY (2'12.450)

Lap	Seg.1	Seg.2	Seg.3	Seg.4	Lap Time	km/h	Local Time
1		36.594	24.156	33.739	2'16.702	206,1	14:23'48.983
2	37.124	36.686	24.557	34.083	2'12.450	203,4	14:26'01.433
3	37.646	36.766	24.104	34.672	2'13.188	194,2	14:28'14.621
4	37.257	37.053	24.178	34.433	2'12.921	197,1	14:30'27.542
5	37.908	36.747	24.237	34.461	2'13.353	201,5	14:32'40.895
6	37.301	36.826	23.940	34.883	2'12.950	196,4	14:34'53.845
7	37.431	36.928	24.282	34.433	2'13.074	195,7	14:37'06.919
8	37.221	36.981	24.206	35.076	2'13.484	190,5	14:39'20.403
9	38.049	36.877	24.222	34.028	2'13.176	198,2	14:41'33.579
10	37.836	36.952	24.098	33.969	2'12.855	201,1	14:43'46.434
11	37.383	37.119	24.490	33.970	2'12.962	201,9	14:45'59.396

21° 28 D. KOOPMAN (2'12.094)

Lap	Seg.1	Seg.2	Seg.3	Seg.4	Lap Time	km/h	Local Time
1		37.236	24.083	34.224	2'18.279	200,0	14:23'50.560
2	37.365	36.727	24.023	34.629	2'12.744	194,6	14:26'03.304
3	37.279	36.670	23.979	34.694	2'12.622	191,2	14:28'15.926
4	37.134	36.600	24.017	34.343	2'12.094	196,4	14:30'28.020
5	37.179	36.687	24.082	34.768	2'12.716	192,5	14:32'40.736
6	37.637	36.830	24.015	35.186	2'13.668	197,4	14:34'54.404
7	37.193	36.872	24.198	34.227	2'12.490	197,1	14:37'06.894
8	37.478	36.890	24.220	35.039	2'13.627	194,2	14:39'20.521
9	37.443	36.853	24.039	34.418	2'12.753	192,2	14:41'33.274
10	37.505	36.872	24.038	34.785	2'13.200	193,5	14:43'46.474
11	37.523	37.027	23.956	34.486	2'12.992	192,5	14:45'59.466

22° 13 D. IOZZO (2'13.597)

Lap	Seg.1	Seg.2	Seg.3	Seg.4	Lap Time	km/h	Local Time
1		38.231	24.176	34.122	2'20.161	200,0	14:23'52.442
2	37.584	37.126	24.215	34.858	2'13.783	189,8	14:26'06.225
3	38.263	36.926	24.051	35.064	2'14.304	190,1	14:28'20.529
4	38.849	37.860	24.308	34.364	2'15.381	196,4	14:30'35.910
5	38.007	37.146	24.012	34.987	2'14.152	191,8	14:32'50.062
6	38.343	37.423	24.197	34.654	2'14.617	190,8	14:35'04.679
7	42.170	37.224	23.865	34.817	2'18.076	192,2	14:37'22.755
8	37.836	37.129	23.996	34.636	2'13.597	191,2	14:39'36.352
9	37.694	37.405	24.228	34.635	2'13.962	191,5	14:41'50.314
10	38.952	37.038	24.340	34.501	2'14.831	194,9	14:44'05.145
11	38.456	37.387	24.591	34.216	2'14.650	195,3	14:46'19.795

23° 36 B. NEILA (2'14.033)

Lap	Seg.1	Seg.2	Seg.3	Seg.4	Lap Time	km/h	Local Time
1		37.518	24.130	34.440	2'19.861	194,2	14:23'52.142
2	38.113	37.083	24.461	34.376	2'14.033	194,6	14:26'06.175
3	38.049	37.143	24.617	34.592	2'14.401	189,8	14:28'20.576
4	38.675	37.222	24.250	35.036	2'15.183	188,8	14:30'35.579
5	38.372	36.997	24.401	34.701	2'14.471	192,5	14:32'50.230
6	38.356	37.220	23.976	34.916	2'14.468	189,1	14:35'04.698
7	38.763	37.211	24.467	35.409	2'15.850	185,2	14:37'20.548
8	38.416	37.266	24.203	35.561	2'15.446	183,1	14:39'35.994
9	38.328	37.091	24.052	34.844	2'14.315	188,5	14:41'50.309
10	38.713	37.068	24.084	35.130	2'14.995	189,5	14:44'05.304

24° 18 A. MURLEY (2'13.796)

Lap	Seg.1	Seg.2	Seg.3	Seg.4	Lap Time	km/h	Local Time
1		37.783	24.460	34.487	2'20.271	195,3	14:23'52.552
2	37.947	36.923	24.182	34.744	2'13.796	189,8	14:26'06.348
3	38.066	36.985	24.369	34.822	2'14.242	190,1	14:28'20.590
4	38.985	37.394	24.373	34.673	2'15.425	194,9	14:30'36.015
5	37.804	37.282	24.254	34.761	2'14.101	191,8	14:32'50.116
6	38.731	37.183	24.326	34.543	2'14.783	193,2	14:35'04.899
7	38.399	37.428	24.742	35.219	2'15.788	189,1	14:37'20.687
8	38.116	37.567	24.622	35.122	2'15.427	190,5	14:39'36.114
9	38.778	37.188	24.353	34.610	2'14.929	193,5	14:41'51.043
10	38.426	37.144	24.368	34.721	2'14.659	196,7	14:44'05.702
11	38.357	36.973	24.198	34.802	2'14.330	191,5	14:46'20.032

25° 84 J. OVERBEEKE (2'13.299)

Lap	Seg.1	Seg.2	Seg.3	Seg.4	Lap Time	km/h	Local Time
1		37.594	24.090	34.530	2'18.776	196,0	14:23'51.057
2	37.613	36.647	24.205	34.834	2'13.299	190,8	14:26'04.356
3	37.952	36.884	24.371	34.975	2'14.182	186,2	14:28'18.538
4	37.855	37.317	24.612	35.351	2'15.135	187,8	14:30'33.673
5	38.182	37.274	24.177	35.591	2'15.224	183,7	14:32'48.897
6	38.344	37.257	24.212	35.684	2'15.497	184,9	14:35'04.394
7	41.177	36.834	24.028	35.356	2'17.395	187,5	14:37'21.789
8	37.958	36.576	24.362	35.361	2'14.257	180,9	14:39'36.046
9	38.330	37.101	24.499	34.443	2'14.373	194,2	14:41'50.419
10	38.382	37.323	24.260	34.912	2'14.877	188,5	14:44'05.296
11	38.165	37.322	24.229	35.025	2'14.741	185,2	14:46'20.037

26° 30 D. BLIN (2'15.491)

Lap	Seg.1	Seg.2	Seg.3	Seg.4	Lap Time	km/h	Local Time
1		37.756	24.488	34.653	2'21.013	196,4	14:23'53.294
2	38.383	37.098	24.617	35.393	2'15.491	186,9	14:26'08.785
3	38.927	37.848	24.775	35.392	2'16.942	185,2	14:28'25.727
4	37.932	37.700	24.670	35.230	2'15.532	188,2	14:30'41.259
5	38.888	37.690	24.371	35.568	2'16.517	184,0	14:32'57.776
6	39.023	37.476	24.457	35.187	2'16.143	188,8	14:35'13.919
7	38.407	37.688	24.284	35.612	2'15.991	182,7	14:37'29.910
8	38.764	37.730	24.416	35.819	2'16.729	181,5	14:39'46.639
9	39.132	37.182	24.418	35.071	2'15.803	186,5	14:42'02.442
10	39.334	37.779	24.228	35.445	2'16.786	182,7	14:44'19.228
11	39.040	37.874	24.161	35.448	2'16.523	184,0	14:46'35.751

27° 89 A. CARRASCO (2'15.548)

Lap	Seg.1	Seg.2	Seg.3	Seg.4	Lap Time	km/h	Local Time
1		38.320	24.306	34.593	2'20.750	191,8	14:23'53.031
2	38.765	37.088	24.266	35.758	2'15.877	185,9	14:26'08.908
3	38.701	37.942	24.530	35.776	2'16.949	182,4	14:28'25.857
4	38.228	37.700	24.364	35.256	2'15.548	188,2	14:30'41.405
5	38.852	37.626	24.469	35.420	2'16.367	187,8	14:32'57.772
6	38.644	37.773	24.179	35.773	2'16.369	182,7	14:35'14.141
7	38.309	37.718	24.284	35.537	2'15.848	186,9	14:37'29.989
8	38.790	37.871	24.292	35.695	2'16.648	182,1	14:39'46.637
9	38.653	37.692	24.187	35.321	2'15.853	189,8	14:42'02.490
10	39.052	38.173	24.234	35.211	2'16.670	185,2	14:44'19.160
11	38.971	38.053	24.357	35.216	2'16.597	185,6	14:46'35.757

28° 79 T. ALONSO (2'15.265)

Lap	Seg.1	Seg.2	Seg.3	Seg.4	Lap Time	km/h	Local Time
1		38.458	24.789	34.835	2'22.357	192,5	14:23'54.638
2	38.797	37.426	24.568	35.100	2'15.891	188,8	14:26'10.529
3	38.276	37.010	25.362	35.257	2'15.905	190,5	14:28'26.434
4	38.331	37.571	24.660	34.703	2'15.265	197,4	14:30'41.699

15/04/2018

P = Pits In/Out - C = Lap Time Cancelled

These data/results cannot be reproduced, stored and/or transmitted in whole or in part by any manner of electronic, mechanical, photocopying, recording, broadcasting or otherwise now known or herein after developed without the previous express consent by the copyright owner, except for reproduction in daily press and regular printed publications on sale to the public within 60 days of the event related to those data/results and always provided that copyright symbol appears together as follows below.

© DORNA WSBK ORGANIZATION Srl 2018



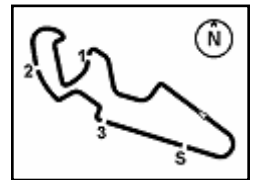
Official Fuel Supplier



Official Tyre Supplier



Official Timekeeper



MotorLand Aragon 5.077 m

Spanish Round, 13-14-15 April 2018

World Supersport 300 - Chronological Analysis Race

Start at 14:21'32.281

4 / 4

5	39.018	37.508	24.429	35.040	2'15.995	192,5	14:32'57.694	4	37.231	37.093	24.419	34.465	2'13.208	193,2	14:30'31.273
6	38.886	37.590	24.802	35.061	2'16.339	194,9	14:35'14.033	5	37.538	37.109	24.212	36.119	2'14.978	190,1	14:32'46.251
7	38.741	37.743	24.775	34.771	2'16.030	196,0	14:37'30.063	6	37.919	37.071	24.149	34.557	2'13.696	192,2	14:34'59.947
8	39.184	37.628	24.664	35.215	2'16.691	191,8	14:39'46.754	7	37.561	37.021	24.192	34.738	2'13.512	191,2	14:37'13.459
9	38.854	38.188	24.381	34.737	2'16.160	189,8	14:42'02.914								
10	38.741	37.694	24.274	35.302	2'16.011	186,2	14:44'18.925								
11	39.503	37.831	24.533	35.011	2'16.878	189,8	14:46'35.803								

29° 44 S. LOCHOFF (2'14.590)

Lap	Seg.1	Seg.2	Seg.3	Seg.4	Lap Time	km/h	Local Time
1		38.104	24.422	34.817	2'21.802	197,4	14:23'54.083
2	38.211	37.384	24.585	35.333	2'15.513	192,5	14:26'09.596
3	38.516	37.520	25.385	35.003	2'16.424	192,2	14:28'26.020
4	38.225	37.371	25.181	34.689	2'15.466	198,2	14:30'41.486
5	39.369	37.831	24.616	35.002	2'16.818	191,5	14:32'58.304
6	38.697	37.453	24.780	34.927	2'15.857	194,2	14:35'14.161
7	39.564	37.216	24.534	34.858	2'16.172	196,7	14:37'30.333
8	39.038	37.318	24.582	35.428	2'16.366	190,5	14:39'46.699
9	39.617	37.811	25.464	34.786	2'17.678	193,9	14:42'04.377
10	38.035	37.550	24.325	34.680	2'14.590	192,5	14:44'18.967
11	38.881	38.527	24.679	34.769	2'16.856	197,8	14:46'35.823

30° 7 N. SETTIMO (2'15.349)

Lap	Seg.1	Seg.2	Seg.3	Seg.4	Lap Time	km/h	Local Time
1		38.166	24.726	34.680	2'22.466	197,1	14:23'54.747
2	38.929	37.700	24.337	34.867	2'15.833	196,0	14:26'10.580
3	38.702	37.150	24.912	35.088	2'15.852	194,6	14:28'26.432
4	38.241	38.314	24.799	34.509	2'15.863	194,9	14:30'42.295
5	38.680	37.953	24.588	34.851	2'16.072	196,4	14:32'58.367
6	39.240	37.376	24.693	34.733	2'16.042	196,7	14:35'14.409
7	38.965	37.185	24.268	35.000	2'15.418	195,7	14:37'29.827
8	39.761	37.607	24.784	34.877	2'17.029	193,9	14:39'46.856
9	39.372	37.884	25.261	34.834	2'17.351	192,9	14:42'04.207
10	39.306	37.582	24.407	34.984	2'16.279	193,2	14:44'20.486
11	38.716	37.607	24.474	34.552	2'15.349	196,7	14:46'35.835

RET 71 T. EDWARDS (2'08.718)

Lap	Seg.1	Seg.2	Seg.3	Seg.4	Lap Time	km/h	Local Time
1		36.170	23.537	33.169	2'12.235	205,7	14:23'44.516
2	36.781	35.617	23.959	33.289	2'09.646	202,2	14:25'54.162
3	37.667	36.104	23.856	32.978	2'10.605	204,2	14:28'04.767
4	36.882	35.461	23.851	32.759	2'08.953	207,3	14:30'13.720
5	36.640	35.844	23.783	33.225	2'09.492	207,3	14:32'23.212
6	36.693	35.830	23.446	33.303	2'09.272	204,2	14:34'32.484
7	36.238	36.058	23.779	33.455	2'09.530	204,2	14:36'42.014
8	36.811	36.151	23.968	33.467	2'10.397	205,3	14:38'52.411
9	36.135	35.834	23.815	32.934	2'08.718	206,5	14:41'01.129

NC 54 F. FULIGNI (2'13.624)

Lap	Seg.1	Seg.2	Seg.3	Seg.4	Lap Time	km/h	Local Time
1		43.819	27.898	46.765	5'04.973P	178,2	14:26'37.254
2	4'49.019	40.152	25.668	35.613	6'30.452P	187,2	14:33'07.706
3	39.234	37.892	24.444	35.133	2'16.703	189,5	14:35'24.409
4	38.312	37.420	24.388	34.981	2'15.101	186,9	14:37'39.510
5	38.145	37.307	24.558	35.172	2'15.182	187,2	14:39'54.692
6	38.050	37.398	24.142	34.824	2'14.414	188,8	14:42'09.106
7	38.202	37.224	24.421	34.839	2'14.686	190,8	14:44'23.792
8	37.972	36.931	24.307	34.414	2'13.624	192,5	14:46'37.416

RET 5 R. VOS (2'12.518)

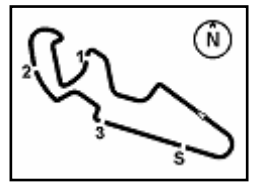
Lap	Seg.1	Seg.2	Seg.3	Seg.4	Lap Time	km/h	Local Time
1		37.483	24.281	33.857	2'19.047	200,4	14:23'51.328
2	36.966	36.815	24.294	34.443	2'12.518	195,3	14:26'03.846
3	38.763	36.641	24.163	34.652	2'14.219	191,2	14:28'18.065

15/04/2018 P = Pits In/Out - C = Lap Time Cancelled

These data/results cannot be reproduced, stored and/or transmitted in whole or in part by any manner of electronic, mechanical, photocopying, recording, broadcasting or otherwise now known or herein after developed without the previous express consent by the copyright owner, except for reproduction in daily press and regular printed publications on sale to the public within 60 days of the event related to those data/results and always provided that copyright symbol appears together as follows below.

© DORNA WSBK ORGANIZATION Srl 2018

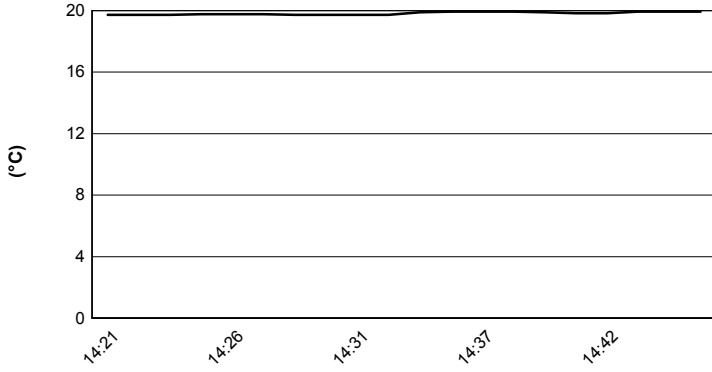




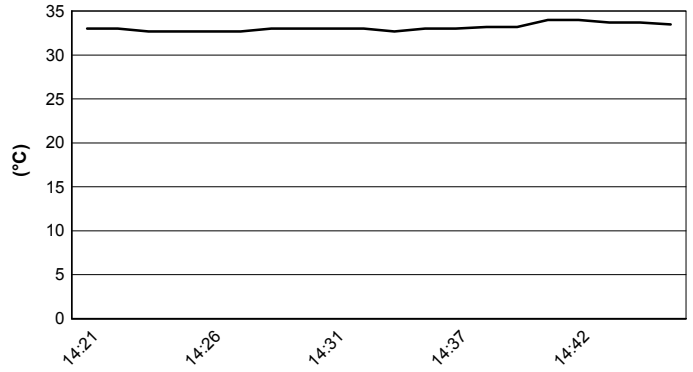
MotorLand Aragon 5.077 m

Spanish Round, 13-14-15 April 2018
World Supersport 300 - Weather Report Race
 Session started 14:22 - Session ended 14:47

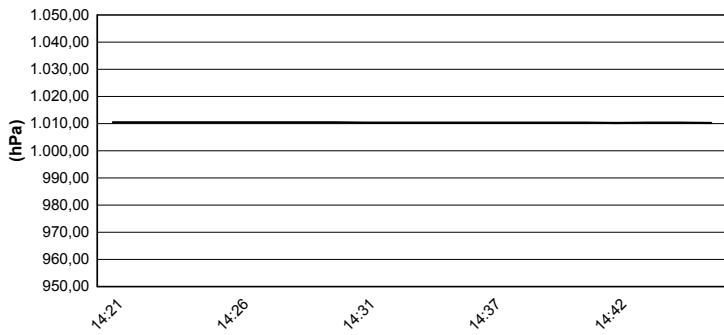
Air Temperature



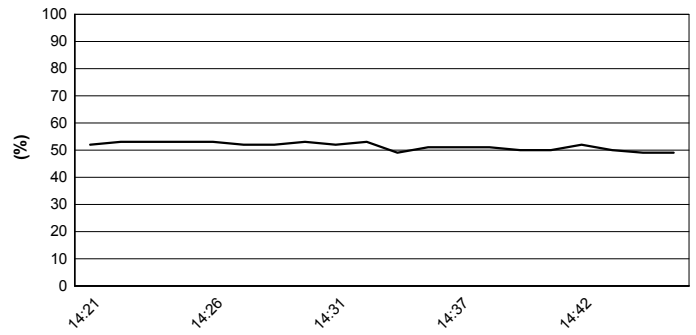
Track Temperature



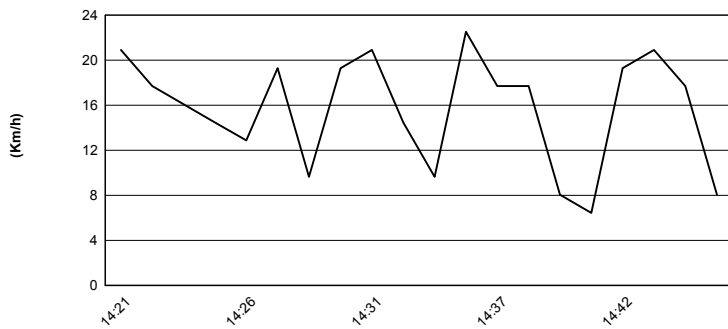
Air Pressure



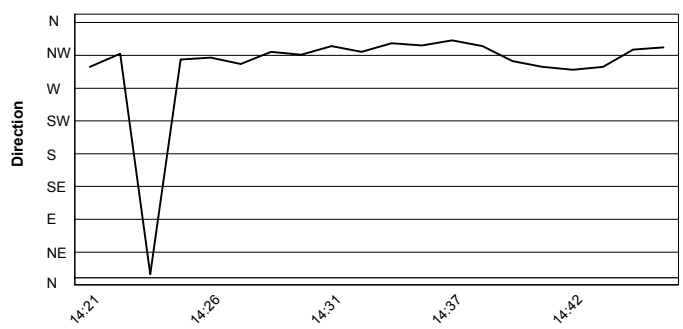
Humidity



Wind Speed



Wind Direction



15/04/2018

These data/results cannot be reproduced, stored and/or transmitted in whole or in part by any manner of electronic, mechanical, photocopying, recording, broadcasting or otherwise now known or herein after developed without the previous express consent by the copyright owner, except for reproduction in daily press and regular printed publications on sale to the public within 60 days of the event related to those data/results and always provided that copyright symbol appears together as follows below.

© DORNA WSBK ORGANIZATION Srl 2018



Official Fuel Supplier

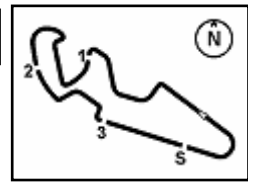


FICR PERUGIA TIMING

Official Tyre Supplier



Official Timekeeper



Spanish Round, 13-14-15 April 2018

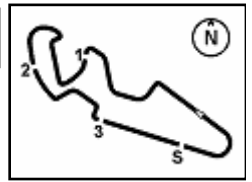
World Supersport 300 - Championship Standings

MotorLand Aragon 5.077 m

	Points	Points From First	Points From Previous	April 15 ARAGÓN	April 22 ASSEN	May 13 IMOLA	May 27 DONINGTON PARK	June 10 BRNO	July 8 MISANO	September 16 PORTIMÃO	September 30 MAGNY COURS									
1 MEUFFELS Koen (NED)	25			25 1																
2 DEROUE Scott (NED)	20	5		20 2																
3 PEREZ Mika (ESP)	16	9	4	16 3																
4 KALININ Mykyta (UKR)	13	12	3	13 4																
5 SCHOTMAN Robert (NED)	11	14	2	11 5																
6 CARRASCO Ana (ESP)	10	15	1	10 6																
7 VAN STRAALEN Glenn (NED)	9	16	1	9 7																
8 LOUREIRO Dorren (RSA)	8	17	1	8 8																
9 GRUNWALD Luca (GER)	7	18	1	7 9																
10 SANCHEZ Borja (ESP)	6	19	1	6 10																
11 KHAN Walid (NED)	5	20	1	5 11																
12 DE LA VEGA Enzo (FRA)	4	21	1	4 12																
13 VALLE Daniel (ESP)	3	22	1	3 13																
14 GRASSIA Paolo (ITA)	2	23	1	2 14																
15 KAPPLER Maximilian (GER)	1	24	1	1 15																

15/04/2018 First Line: Championship Standings - Second Line: Ranking Progression
 These data/results cannot be reproduced, stored and/or transmitted in whole or in part by any manner of electronic, mechanical, photocopying, recording, broadcasting or otherwise now known or herein after developed without the previous express consent by the copyright owner, except for reproduction in daily press and regular printed publications on sale to the public within 60 days of the event related to those data/results and always provided that copyright symbol appears together as follows below.
 © DORNA WSBK ORGANIZATION Srl 2018





Spanish Round, 13-14-15 April 2018
World Supersport 300 - Manufacturers Standings

MotorLand Aragon 5.077 m

	Points	Points From First	Points From Previous	April 15	April 22	May 13	May 27	June 10	July 8	September 16	September 30							
				ARAGÓN	ASSEN	IMOLA	DONINGTON PARK	BRNO	MISANO	PORTIMÃO	MAGNY COURS							
1 KTM	25			25 1														
2 KAWASAKI	20	5		20 2														
3 YAMAHA	3	22	17	3 3														

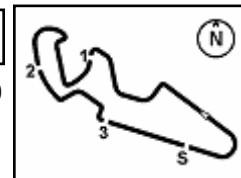
15/04/2018

First Line: Championship Standings - Second Line: Ranking Progression

These data/results cannot be reproduced, stored and/or transmitted in whole or in part by any manner of electronic, mechanical, photocopying, recording, broadcasting or otherwise now known or herein after developed without the previous express consent by the copyright owner, except for reproduction in daily press and regular printed publications on sale to the public within 60 days of the event related to those data/results and always provided that copyright symbol appears together as follows below.

© DORNA WSBK ORGANIZATION Srl 2018





MotorLand Aragon 5.077 m

Spanish Round, 13-14-15 April 2018
World Supersport 300 - Pirelli Best Lap Award

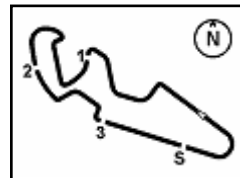
Points	Points From First	Points From Previous	April 15 ARAGÓN	April 22 ASSEN	May 13 IMOLA	May 27 DONINGTON PARK	June 10 BRNO	July 8 MISANO	September 16 PORTIMÃO	September 30 MAGNY COURS									
Fastest Laps																			
1 MEUFFELS Koen (NED)	1	1																	

15/04/2018

These data/results cannot be reproduced, stored and/or transmitted in whole or in part by any manner of electronic, mechanical, photocopying, recording, broadcasting or otherwise now known or herein after developed without the previous express consent by the copyright owner, except for reproduction in daily press and regular printed publications on sale to the public within 60 days of the event related to those data/results and always provided that copyright symbol appears together as follows below.

© DORNA WSBK ORGANIZATION Srl 2018





Spanish Round, 13-14-15 April 2018
World Supersport 300 - Rider's Performance

MotorLand Aragon 5.077 m

	Points	Points From First	Points From Previous	April 15 ARAGÓN		April 22 ASSEN		May 13 IMOLA		May 27 DONINGTON PARK		June 10 BRNO		July 8 MISANO		September 16 PORTIMÃO		September 30 MAGNY COURS								
				G	R	G	R	G	R	G	R	G	R	G	R	G	R	G	R	G	R	G	R	G	R	G
1 MEUFFELS	25			5	1																					
2 DEROUE	20	5		2	2																					
3 PEREZ	16	9	4	1	3																					
4 KALININ	13	12	3	15	4																					
5 SCHOTMAN	11	14	2	6	5																					
6 CARRASCO	10	15	1	4	6																					
7 VAN STRAALLEN	9	16	1	12	7																					
8 LOUREIRO	8	17	1	3	8																					
9 GRUNWALD	7	18	1	8	9																					
10 SANCHEZ	6	19	1	7	10																					
11 KHAN	5	20	1	14	11																					
12 DE LA VEGA	4	21	1	20	12																					
13 VALLE	3	22	1	16	13																					
14 GRASSIA	2	23	1	19	14																					
15 KAPPLER	1	24	1	18	15																					

G = Grid - R = Race

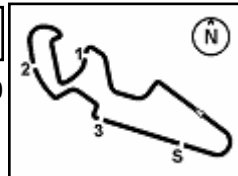
Ns = Did Not Start - Rt = Retired - Ex = Excluded

15/04/2018

These data/results cannot be reproduced, stored and/or transmitted in whole or in part by any manner of electronic, mechanical, photocopying, recording, broadcasting or otherwise now known or herein after developed without the previous express consent by the copyright owner, except for reproduction in daily press and regular printed publications on sale to the public within 60 days of the event related to those data/results and always provided that copyright symbol appears together as follows below.

© DORNA WSBK ORGANIZATION Srl 2018





Spanish Round, 13-14-15 April 2018

World Supersport 300 - Best Laps & Speeds

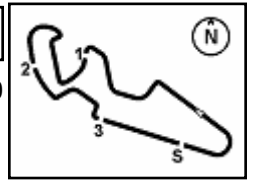
No.	Rider Bike	Nat	Best Lap		FP1		FP2		QP1		QP2		WUP		RC	
			LL	SPD	LL	SPD	LL	SPD	LL	SPD	LL	SPD	LL	SPD	LL	SPD
1	8 M. PEREZ Kawasaki Ninja 400	ESP	2'07.938	36 209,3	2'10.488	7 195,6	2'21.764	8 190,4			2'07.938	6 204,1	2'09.684	4 195,3	2'08.803	11 209,3
2	17 K. MEUFFELS KTM RC 390 R	NED	2'08.510	34 210,9	2'10.132	13 206,9					2'09.019	6 200,3	2'10.493	4 202,2	2'08.510	11 210,9
3	71 T. EDWARDS Kawasaki Ninja 400	AUS	2'08.718	41 210,5	2'08.752	13 195,6	2'23.680	11 195,3			2'10.031	5 201,1	2'10.675	3 199,2	2'08.718	9 210,5
4	95 S. DEROUE Kawasaki Ninja 400	NED	2'08.729	35 210,9	2'09.235	6	2'23.743	8 193,5			2'08.729	6 202,6	2'10.776	4 191,1	2'08.888	11 210,9
5	6 R. SCHOTMAN Kawasaki Ninja 400	NED	2'08.747	42 214,2	2'08.972	12 207,6	2'20.790	9 196,7			2'09.125	6 205,7	2'10.030	4 203,7	2'08.747	11 214,2
6	22 M. KALININ Kawasaki Ninja 400	UKR	2'08.810	42 205,7	2'11.169	13 200,7	2'25.510	8 188,8	2'10.709	6 201,4			2'10.391	4 204,5	2'08.810	11 205,7
7	20 D. LOUREIRO Kawasaki Ninja 400	RSA	2'08.881	42 211,3	2'10.698	12 201,8	2'23.109	9 198,9			2'08.924	6 202,2	2'10.669	4 206,5	2'08.881	11 211,3
8	2 A. CARRASCO Kawasaki Ninja 400	ESP	2'08.928	40 209,7	2'10.123	12 203,7	2'24.615	7 194,6			2'08.928	6 204,9	2'10.733	4 204,1	2'09.015	11 209,7
9	15 G. VAN STRAALEN KTM RC 390 R	NED	2'08.960	43 209,7	2'10.922	11 204,1	2'25.940	6 186,2	2'09.989	6 202,2	2'11.354	5 196,7	2'11.616	4 199,6	2'08.960	11 209,7
10	43 L. GRUNWALD KTM RC 390 R	GER	2'09.155	40 207,2	2'09.155	12 207,2	2'22.630	7 193,5			2'09.663	6 201,4	2'10.715	4 203,3	2'09.581	11 204,5
11	21 B. SANCHEZ Kawasaki Ninja 400	ESP	2'09.577	34 205,7	2'10.487	13 205,7					2'09.577	6 204,5	2'10.635	4 198,9	2'10.410	11 204,5
12	27 F. ROVELLI Kawasaki Ninja 400	ITA	2'09.912	31 199,6	2'13.013	7 199,6	2'22.744	8 189,4	2'10.288	6 194,9	2'09.912	6 197,0	2'12.031	4 194,9		
13	33 D. VALLE Yamaha YZF-R3	ESP	2'09.915	32 207,2	2'11.627	11 190,4			2'10.964	6 207,2			2'12.204	4 191,4	2'09.915	11 204,5
14	55 G. HENDRA PRATAMA Yamaha YZF-R3	INA	2'09.939	40 204,9	2'10.850	11 194,9	2'20.864	8 187,5			2'10.208	6 195,6	2'10.701	4 197,0	2'09.939	11 204,9
15	99 P. GRASSIA Yamaha YZF-R3	ITA	2'09.996	38 203,0	2'11.125	11 193,2	2'22.429	8 184,9	2'11.334	4 190,1			2'10.341	4 194,6	2'09.996	11 203,0
16	14 E. DE LA VEGA Kawasaki Ninja 400	FRA	2'10.148	42 206,9	2'11.736	13 201,1	2'22.275	8 192,8	2'11.342	6 204,1			2'11.902	4 198,5	2'10.148	11 206,9
17	69 M. HERRERA Yamaha YZF-R3	ESP	2'10.165	32 204,1	2'12.540	11 193,9			2'10.992	6 199,2			2'12.472	4 191,4	2'10.165	11 204,1
18	97 M. KAPPLER KTM RC 390 R	GER	2'10.374	43 207,2	2'11.079	13 205,3	2'25.530	9 189,4	2'11.334	6 204,5			2'11.081	4 200,7	2'10.374	11 207,2
19	93 W. KHAN Kawasaki Ninja 400	NED	2'10.440	44 209,3	2'11.643	13 196,7	2'19.024	12 194,6	2'10.551	6 205,7			2'12.331	2 203,7	2'10.440	11 209,3
20	81 M. GONZALEZ Yamaha YZF-R3	ESP	2'10.468	24 204,9	2'12.459	11 188,1			2'10.468	6 204,9			2'11.621	4 190,8	2'10.480	3 200,0
21	16 M. LUNA BAYEN Kawasaki Ninja 400	ESP	2'10.740	40 204,9	2'11.976	13 204,9	2'23.636	11 191,8	2'14.986	1 193,9			2'10.740	4 198,1	2'11.155	11 202,6
22	41 J. JÄHNIG KTM RC 390 R	GER	2'11.407	23 205,7	2'13.582	6 199,2	2'34.055	7 191,8	2'11.407	6 205,7			2'12.713	4 196,0		
23	19 L. BERNARDI Yamaha YZF-R3	ITA	2'11.495	32 198,5	2'14.809	9 188,1	2'32.085	2 176,7	2'11.930	6 197,0			2'11.784	4 194,6	2'11.495	11 198,5
24	96 I. PRATNA Yamaha YZF-R3	INA	2'11.929	31 198,5	2'15.280	12 189,8	2'26.538	9 184,9	2'11.929	6 198,5			2'13.516	4 197,8		
25	54 F. FULIGNI Yamaha YZF-R3	ITA	2'11.953	41 198,9	2'15.351	12 192,1	2'22.713	11 183,3	2'11.953	6 197,8			2'13.544	4 198,9	2'13.624	8 192,5

15/04/2018

These data/results cannot be reproduced, stored and/or transmitted in whole or in part by any manner of electronic, mechanical, photocopying, recording, broadcasting or otherwise now known or herein after developed without the previous express consent by the copyright owner, except for reproduction in daily press and regular printed publications on sale to the public within 60 days of the event related to those data/results and always provided that copyright symbol appears together as follows below.

© DORNA WSBK ORGANIZATION Srl 2018





Spanish Round, 13-14-15 April 2018

World Supersport 300 - Best Laps & Speeds

MotorLand Aragon 5.077 m

2 / 2

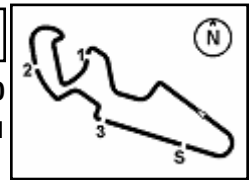
No.	Rider Bike	Nat	Best Lap		FP1		FP2		QP1		QP2		WUP		RC	
			LL	SPD	LL	SPD	LL	SPD	LL	SPD	LL	SPD	LL	SPD	LL	SPD
26	12 A. RUSMIPUTRO Yamaha YZF-R3	INA	2'12.060 19 200,7		2'14.480 9 189,1				2'12.060 6 200,7				2'12.519 4 189,4			
27	28 D. KOOPMAN Yamaha YZF-R3	NED	2'12.094 43 200,7		2'13.294 12 194,6		2'23.108 11 185,8		2'13.695 5 200,7				2'13.170 4 191,1	2'12.094 11 200,0		
28	84 J. OVERBEEKE Yamaha YZF-R3	NED	2'12.270 34 198,5		2'16.058 11 184,9		2'31.455 3 171,1		2'12.270 5 198,5				2'15.227 4 189,4	2'13.299 11 196,0		
29	5 R. VOS KTM RC 390 R	NED	2'12.302 29 203,7		2'14.430 12 196,3				2'12.302 6 203,7				2'14.340 4 196,3	2'12.518 7 200,3		
30	78 J. FORAY Kawasaki Ninja 400	FRA	2'12.450 27 206,1		2'12.814 6 194,9				2'12.791 6 200,7				2'13.334 4 198,5	2'12.450 11 206,1		
31	64 H. DE CANCELLIS Yamaha YZF-R3	FRA	2'13.336 31 197,8		2'13.336 12 191,4		2'25.711 9 182,1		2'13.457 6 197,8				2'13.578 4 189,4			
32	58 T. FINOCCHIARO Honda CBR500R	GBR	2'13.370 29 201,4		2'15.525 12 196,3				2'13.370 6 201,4				2'14.410 4 197,8	2'15.270 7 200,0		
33	18 A. MURLEY Yamaha YZF-R3	GBR	2'13.423 31 196,7		2'14.561 10 190,1				2'13.423 6 194,9				2'14.613 4 189,8	2'13.796 11 196,7		
34	13 D. IOZZO Honda CBR500R	RSA	2'13.597 37 200,0		2'19.688 5 196,7		2'25.867 11 183,6		2'13.827 6 197,8				2'15.132 4 188,8	2'13.597 11 200,0		
35	36 B. NEILA Yamaha YZF-R3	ESP	2'13.615 26 194,6		2'14.202 11 188,1								2'13.615 4 189,4	2'14.033 11 194,6		
36	89 A. CARRASCO Yamaha YZF-R3	ESP	2'13.814 42 191,8		2'17.039 10 185,8		2'21.689 11 180,0		2'13.814 6 191,8				2'15.906 4 180,9	2'15.548 11 191,8		
37	44 S. LOCHOFF Yamaha YZF-R3	RSA	2'14.590 32 198,1		2'15.848 11 190,4				2'15.428 6 194,2				2'17.416 4 189,1	2'14.590 11 198,1		
38	79 T. ALONSO Yamaha YZF-R3	POR	2'15.081 32 197,4		2'15.786 11 184,6				2'15.081 6 190,8				2'15.233 4 186,2	2'15.265 11 197,4		
39	7 N. SETTIMO Honda CBR500R	ITA	2'15.085 34 197,0		2'15.701 13 195,6				2'15.085 6 195,6				2'17.523 4 193,5	2'15.349 11 197,0		
40	30 D. BLIN Yamaha YZF-R3	POL	2'15.139 43 196,3		2'15.275 12 184,3		2'23.534 10 191,1		2'15.432 6 186,8				2'15.139 4 190,8	2'15.491 11 196,3		

15/04/2018

These data/results cannot be reproduced, stored and/or transmitted in whole or in part by any manner of electronic, mechanical, photocopying, recording, broadcasting or otherwise now known or herein after developed without the previous express consent by the copyright owner, except for reproduction in daily press and regular printed publications on sale to the public within 60 days of the event related to those data/results and always provided that copyright symbol appears together as follows below.

© DORNA WSBK ORGANIZATION Srl 2018





MotorLand Aragon 5.077 m

Spanish Round, 13-14-15 April 2018

World Supersport 300 - Race Winners

	2017	2018
01 Motorland Aragon	Deroue S. (Ned) Kaw	Meuffels K. (Ned) Ktm
02 TT Circuit Assen	Deroue S. (Ned) Kaw	
03 Autodromo Imola	Garcia M. (Esp) Yam	
04 Donington Park	Perez M. (Esp) Hon	
06 Misano World Circuit	Perez M. (Esp) Hon	
07 Portimão	Carrasco A. (Esp) Kaw	
08 Magny-Cours	Garcia M. (Esp) Yam	

2018

1 **K. Meuffels**

ALL TIMES

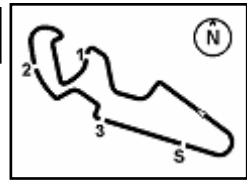
- 2 M. Perez
- 2 S. Deroue
- 2 M. Garcia
- 1 A. Carrasco
- 1 A. Coppola
- 1 G. Hendra Pratama
- 1 **K. Meuffels**

15/04/2018

These data/results cannot be reproduced, stored and/or transmitted in whole or in part by any manner of electronic, mechanical, photocopying, recording, broadcasting or otherwise now known or herein after developed without the previous express consent by the copyright owner, except for reproduction in daily press and regular printed publications on sale to the public within 60 days of the event related to those data/results and always provided that copyright symbol appears together as follows below.

© DORNA WSBK ORGANIZATION Srl 2018





Spanish Round, 13-14-15 April 2018

World Supersport 300 - Team Standings

MotorLand Aragon 5.077 m

	April 15 ARAGÓN	April 22 ASSEN	May 13 IMOLA	May 27 DONINGTON PARK	June 10 BRNO	July 8 MISANO	September 16 PORTIMÃO	September 30 MAGNY COURS	
1 Motoport Kawasaki	31								
DEROUE Scott	20	20							
SCHOTMAN Robert	11	11							
2 KTM Fortron Junior Team	25 (-6)								
MEUFFELS Koen	25	25							
3 DS Junior Team	18 (-13)								
CARRASCO Ana	10	10							
LOUREIRO Dorren	8	8							
4 GP Project Team	17 (-14)								
KALININ Mykyta	13	13							
DE LA VEGA Enzo	4	4							
5 Kawasaki ParkinGO Team	16 (-15)								
PEREZ Mika	16	16							
6 KTM Fortron Racing Team	9 (-22)								
VAN STRAALEN Glenn	9	9							
7 Freudenberg KTM WorldSSP Team	8 (-23)								
GRUNWALD Luca	7	7							
KAPPLER Maximilian	1	1							
8 ETG Racing	6 (-25)								
SANCHEZ Borja	6	6							
9 Nutec - Benjan - Kawasaki	5 (-26)								
KHAN Walid	5	5							
10 BCD Yamaha MS Racing	3 (-28)								
VALLE Daniel	3	3							
11 BIBLION YAMAHA MOTOXRACING	2 (-29)								
GRASSIA Paolo	2	2							

15/04/2018 * Independent teams

These data/results cannot be reproduced, stored and/or transmitted in whole or in part by any manner of electronic, mechanical, photocopying, recording, broadcasting or otherwise now known or herein after developed without the previous express consent by the copyright owner, except for reproduction in daily press and regular printed publications on sale to the public within 60 days of the event related to those data/results and always provided that copyright symbol appears together as follows below.

© DORNA WSBK ORGANIZATION Srl 2018



Official Fuel Supplier



PIRELLI

Official Tyre Supplier



TISSOT

SWISS WATCHES SINCE 1853

Official Timekeeper