

MotorLand Aragon 5.077 m

Spanish Round, 13-14-15 April 2018

World Supersport 300 - Biographical Entry List

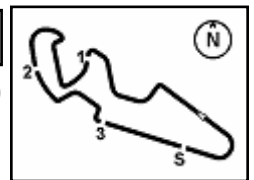
No.	Rider (Abbreviation)	Nat	Bike Team	Wins 2018	Podiums 2018	Pole 2018	Races 2018	Tyres
Age	Date of Birth	Place of Birth						
1	2 CARRASCO Ana (Car) 21 10/03/1997	ESP	Kawasaki Ninja 400 DS Junior Team	1	1		9	Pirelli
2	5 VOS Ryan (Vos) 18 02/03/2000	NED	KTM RC 390 R KTM Fortron Racing Team					Pirelli
3	6 SCHOTMAN Robert (Sch) 19 03/12/1998	NED	Kawasaki Ninja 400 Motoport Kawasaki		2		9	Pirelli
4	7 SETTIMO Nicola (Set) 17 01/11/2000	ITA	Honda CBR500R Scuderia Maranga Racing				8	Pirelli
5	8 PEREZ Mika (Per) 18 05/10/1999	ESP	Kawasaki Ninja 400 Kawasaki ParkinGO Team	2	3	2	9	Pirelli
6	12 RUSMIPUTRO Ali Adriansyah (Rus) 24 29/09/1993	INA	Yamaha YZF-R3 Pertamina Almeria BCD by MS Racing				9	Pirelli
7	13 IOZZO Dino (Ioz) 16 16/04/2001	RSA	Honda CBR500R Racedays					Pirelli
8	14 DE LA VEGA Enzo (DeL) 18 27/08/1999	FRA	Kawasaki Ninja 400 GP Project Team				9	Pirelli
9	15 VAN STRAALLEN Glenn (vSt) 17 30/09/2000	NED	KTM RC 390 R KTM Fortron Racing Team		1		1	Pirelli
10*	16 LUNA BAYEN Marc (Lun) 18 12/12/1999	ESP	Kawasaki Ninja 400 C.M. Racing A.S.D.					Pirelli
11	17 MEUFFELS Koen (Meu) 23 17/09/1994	NED	KTM RC 390 R KTM Fortron Junior Team					Pirelli
12	18 MURLEY Alex (Mur) 18 20/06/1999	GBR	Yamaha YZF-R3 Team Toth - Yart				9	Pirelli
13	19 BERNARDI Luca (Ber) 16 29/08/2001	ITA	Yamaha YZF-R3 Team Trasimeno				2	Pirelli
14	20 LOUREIRO Dorren (Lou) 18 21/06/1999	RSA	Kawasaki Ninja 400 DS Junior Team				9	Pirelli
15	21 SANCHEZ Borja (San) 18 21/01/2000	ESP	Kawasaki Ninja 400 ETG Racing			1	9	Pirelli
16	22 KALININ Mykyta (KaM) 19 22/02/1999	UKR	Kawasaki Ninja 400 GP Project Team		1		9	Pirelli
17	27 ROVELLI Filippo (Rov) 17 02/02/2001	ITA	Kawasaki Ninja 400 Kawasaki ParkinGO Team				9	Pirelli
18	28 KOOPMAN Dennis (Koo) 20 16/04/1997	NED	Yamaha YZF-R3 GRT Yamaha WorldSSP300 Team					Pirelli
19**	30 BLIN Daniel (Bli) 16 11/10/2001	POL	Yamaha YZF-R3 Polish Talent Team				1	Pirelli
20	33 VALLE Daniel (Val) 18 29/09/1999	ESP	Yamaha YZF-R3 BCD Yamaha MS Racing		1		9	Pirelli
21*	36 NEILA Beatriz (Nei) 15 15/04/2002	ESP	Yamaha YZF-R3 BCD Yamaha MS Racing					Pirelli
22	41 JÄHNIG Jan Ole (Jäh) 17 09/03/2001	GER	KTM RC 390 R Freudenberg KTM Junior Team					Pirelli
23	43 GRUNWALD Luca (Gru) 23 10/11/1994	GER	KTM RC 390 R Freudenberg KTM WorldSSP Team					Pirelli
24	44 LOCHOFF Samuel Aaron (Loc) 15 07/05/2002	RSA	Yamaha YZF-R3 Samurai-YART Racing				1	Pirelli
25	54 FULIGNI Filippo (Ful) 19 11/01/1999	ITA	Yamaha YZF-R3 GRT Yamaha WorldSSP300 Team					Pirelli
26	55 HENDRA PRATAMA Galang (Hen) 19 10/03/1999	INA	Yamaha YZF-R3 BIBLION YAMAHA MOTOXRACING	1	1		2	Pirelli
27	58 FINOCCHIARO Trystan (Fin) 19 27/10/1998	GBR	Honda CBR500R Scuderia Maranga Racing				4	Pirelli
28	64 DE CANCELLIS Hugo (DeC) 16 05/09/2001	FRA	Yamaha YZF-R3 Team Toth - Yart					Pirelli
29	69 HERRERA Maria (Her) 21 26/08/1996	ESP	Yamaha YZF-R3 BCD Yamaha MS Racing					Pirelli
30	71 EDWARDS Tom (Edw) 16 09/07/2001	AUS	Kawasaki Ninja 400 Nutec - Benjan - Kawasaki				1	Pirelli
31	78 FORAY Joseph (For) 19 26/06/1998	FRA	Kawasaki Ninja 400 ETG Racing					Pirelli
32	79 ALONSO Tomas (Alo) 15 07/09/2002	POR	Yamaha YZF-R3 Samurai-YART Racing					Pirelli
33	81 GONZALEZ Manuel (Gon) 15 04/08/2002	ESP	Yamaha YZF-R3 Pertantina Almeria BCD Junior Team by MS				1	Pirelli
34	84 OVERBEEKE Joep (Ove) 19 01/03/1999	NED	Yamaha YZF-R3 Team Trasimeno					Pirelli
35**	89 CARRASCO Adrian (Cao) 15 18/09/2002	ESP	Yamaha YZF-R3 ARCO-MotoR UPV University Team					Pirelli
36	93 KHAN Walid (Kha) 18 13/12/1999	NED	Kawasaki Ninja 400 Nutec - Benjan - Kawasaki					Pirelli
37	95 DEROUE Scott (Der) 22 23/12/1995	NED	Kawasaki Ninja 400 Motoport Kawasaki	2	4	1	9	Pirelli
38	96 PRATNA Imanuel Putra (Pra) 21 05/09/1996	INA	Yamaha YZF-R3 TERRA E MOTO					Pirelli
39	97 KAPPLER Maximilian (Kap) 20 01/10/1997	GER	KTM RC 390 R Freudenberg KTM WorldSSP Team				1	Pirelli
40	99 GRASSIA Paolo (Gra) 18 10/11/1999	ITA	Yamaha YZF-R3 BIBLION YAMAHA MOTOXRACING				6	Pirelli

13/04/2018 * = Wild Card ** = One Event

These data/results cannot be reproduced, stored and/or transmitted in whole or in part by any manner of electronic, mechanical, photocopying, recording, broadcasting or otherwise now known or herein after developed without the previous express consent by the copyright owner, except for reproduction in daily press and regular printed publications on sale to the public within 60 days of the event related to those data/results and always provided that copyright symbol appears together as follows below.

© DORNA WSBK ORGANIZATION Srl 2018





Spanish Round, 13-14-15 April 2018

World Supersport 300 - Results Free Practice 1st Session

No.	Rider	Nat	Team	Bike	Time	Gap	Rel.	Laps	Speed	
									Avg	Max
1	71 T. EDWARDS	AUS	Nutec - Benjan - Kawasaki	Kawasaki Ninja 400	2'08.752			13	141,957	195,7
2	6 R. SCHOTMAN	NED	Motoport Kawasaki	Kawasaki Ninja 400	2'08.972	0.220	0.220	12	141,714	207,7
3	43 L. GRUNWALD	GER	Freudenberg KTM WorldSSP Team	KTM RC 390 R	2'09.155	0.403	0.183	12	141,514	207,3
4	95 S. DEROUE	NED	Motoport Kawasaki	Kawasaki Ninja 400	2'09.235	0.483	0.080	6	141,426	
5	2 A. CARRASCO	ESP	DS Junior Team	Kawasaki Ninja 400	2'10.123	1.371	0.888	12	140,461	203,8
6	17 K. MEUFFELS	NED	KTM Fortron Junior Team	KTM RC 390 R	2'10.132	1.380	0.009	13	140,451	206,9
7	21 B. SANCHEZ	ESP	ETG Racing	Kawasaki Ninja 400	2'10.487	1.735	0.355	13	140,069	205,7
8	8 M. PEREZ	ESP	Kawasaki ParkinGO Team	Kawasaki Ninja 400	2'10.488	1.736	0.001	7	140,068	195,7
9	20 D. LOUREIRO	RSA	DS Junior Team	Kawasaki Ninja 400	2'10.698	1.946	0.210	12	139,843	201,9
10	55 G. HENDRA PRATAMA	INA	BIBLION YAMAHA MOTOXRACING	Yamaha YZF-R3	2'10.850	2.098	0.152	11	139,681	194,9
11	15 G. VAN STRAALEN	NED	KTM Fortron Racing Team	KTM RC 390 R	2'10.922	2.170	0.072	11	139,604	204,2
12	97 M. KAPPLER	GER	Freudenberg KTM WorldSSP Team	KTM RC 390 R	2'11.079	2.327	0.157	13	139,437	205,3
13	99 P. GRASSIA	ITA	BIBLION YAMAHA MOTOXRACING	Yamaha YZF-R3	2'11.125	2.373	0.046	11	139,388	193,2
14	22 M. KALININ	UKR	GP Project Team	Kawasaki Ninja 400	2'11.169	2.417	0.044	13	139,341	200,7
15	33 D. VALLE	ESP	BCD Yamaha MS Racing	Yamaha YZF-R3	2'11.627	2.875	0.458	11	138,856	190,5
16	93 W. KHAN	NED	Nutec - Benjan - Kawasaki	Kawasaki Ninja 400	2'11.643	2.891	0.016	13	138,839	196,7
17	14 E. DE LA VEGA	FRA	GP Project Team	Kawasaki Ninja 400	2'11.736	2.984	0.093	13	138,741	201,1
18	16 M. LUNA BAYEN	ESP	C.M. Racing A.S.D.	Kawasaki Ninja 400	2'11.976	3.224	0.240	13	138,489	204,9
19	81 M. GONZALEZ	ESP	Pertantina Almeria BCD Junior Team by MS	Yamaha YZF-R3	2'12.459	3.707	0.483	11	137,984	188,2
20	69 M. HERRERA	ESP	BCD Yamaha MS Racing	Yamaha YZF-R3	2'12.540	3.788	0.081	11	137,900	193,9
21	78 J. FORAY	FRA	ETG Racing	Kawasaki Ninja 400	2'12.814	4.062	0.274	6	137,615	194,9
22	27 F. ROVELLI	ITA	Kawasaki ParkinGO Team	Kawasaki Ninja 400	2'13.013	4.261	0.199	7	137,409	199,6
23	28 D. KOOPMAN	NED	GRT Yamaha WorldSSP300 Team	Yamaha YZF-R3	2'13.294	4.542	0.281	12	137,119	194,6
24	64 H. DE CANCELLIS	FRA	Team Toth - Yart	Yamaha YZF-R3	2'13.336	4.584	0.042	12	137,076	191,5
25	41 J. JÄHNIG	GER	Freudenberg KTM Junior Team	KTM RC 390 R	2'13.582	4.830	0.246	6	136,824	199,3
26	36 B. NEILA	ESP	BCD Yamaha MS Racing	Yamaha YZF-R3	2'14.202	5.450	0.620	11	136,192	188,2
27	5 R. VOS	NED	KTM Fortron Racing Team	KTM RC 390 R	2'14.430	5.678	0.228	12	135,961	196,4
28	12 A. RUSMIPUTRO	INA	Pertamina Almeria BCD by MS Racing	Yamaha YZF-R3	2'14.480	5.728	0.050	9	135,910	189,1
29	18 A. MURLEY	GBR	Team Toth - Yart	Yamaha YZF-R3	2'14.561	5.809	0.081	10	135,828	190,1
30	19 L. BERNARDI	ITA	Team Trasimeno	Yamaha YZF-R3	2'14.809	6.057	0.248	9	135,578	188,2
31	30 D. BLIN	POL	Polish Talent Team	Yamaha YZF-R3	2'15.275	6.523	0.466	12	135,111	184,3
32	96 I. PRATNA	INA	TERRA E MOTO	Yamaha YZF-R3	2'15.280	6.528	0.005	12	135,106	189,8
33	54 F. FULIGNI	ITA	GRT Yamaha WorldSSP300 Team	Yamaha YZF-R3	2'15.351	6.599	0.071	12	135,036	192,2
34	58 T. FINOCCHIARO	GBR	Scuderia Maranga Racing	Honda CBR500R	2'15.525	6.773	0.174	12	134,862	196,4
35	7 N. SETTIMO	ITA	Scuderia Maranga Racing	Honda CBR500R	2'15.701	6.949	0.176	13	134,687	195,7
36	79 T. ALONSO	POR	Samurai-YART Racing	Yamaha YZF-R3	2'15.786	7.034	0.085	11	134,603	184,6
37	44 S. LOCHOFF	RSA	Samurai-YART Racing	Yamaha YZF-R3	2'15.848	7.096	0.062	11	134,542	190,5
38	84 J. OVERBEEKE	NED	Team Trasimeno	Yamaha YZF-R3	2'16.058	7.306	0.210	11	134,334	184,9
39	89 A. CARRASCO	ESP	ARCO-MotoR UPV University Team	Yamaha YZF-R3	2'17.039	8.287	0.981	10	133,372	185,9
----- Out 107% in this Session -----										
40	13 D. IOZZO	RSA	Racedays	Honda CBR500R	2'19.688	10.936	2.649	5	130,843	196,7

Qualifying Lap Time (107% of 2'08.752): 2'17.766

AIR	Humidity:	69%	Temp:	13°C
TRACK	Condition:	Dry	Temp:	23°C

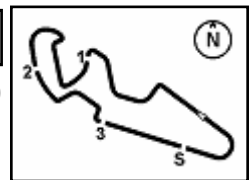
Records	Pole (SP2)	2017 S.Deroue	2'12.712	137,720	Km/h
	Race (RC)	2017 M.Perez	2'13.610	136,800	Km/h
	Circuit (FP1)	2017 P.Grassia	2'12.501	137,940	Km/h

Start 13/04/2018 11:45 End 12:21 The results are provisional until the end of the time limit for protests and appeals and the completion of the technical checks.

These data/results cannot be reproduced, stored and/or transmitted in whole or in part by any manner of electronic, mechanical, photocopying, recording, broadcasting or otherwise now known or herein after developed without the previous express consent by the copyright owner, except for reproduction in daily press and regular printed publications on sale to the public within 60 days of the event related to those data/results and always provided that copyright symbol appears together as follows below.

© DORNA WSBK ORGANIZATION Srl 2018





Spanish Round, 13-14-15 April 2018

World Supersport 300 - Results Free Practice 1st Session

Session Highlights

Local Time	No. Rider	Description
11.45.00		Start
11.49.32	55 G. HENDRA PRATAMA	Check Transponder
11.51.18	13 D. IOZZO	Crashed - Turn 5
11.54.25	95 S. DEROUE	Check Transponder
12.03.25	17 K. MEUFFELS	Lap Cancelled (2'10.665) - Exceeded Track Limits - Turn 10
12.03.50	27 F. ROVELLI	Current Lap Cancelled - Exceeded Track Limits - Turn 10
12.04.54	78 J. FORAY	Crashed - Turn 2
12.05.03		RED FLAG
12.09.00		Session Restart
12.12.55	95 S. DEROUE	Check Transponder
12.14.18	20 D. LOUREIRO	On the Gravel - Re-Joined - Turn 12
12.16.14	12 A. RUSMIPUTRO	Crashed - Turn 9
12.19.53	15 G. VAN STRAALEN	Technical Problem - Turn 7
12.21.31		End Of Session

Fastest Laps Sequence

No.	Rider	Nat	Team	Bike	Local Time	Time	Gap	Avg
2	A. CARRASCO	ESP	DS Junior Team	Kawasaki Ninja 400	11:49'51.375	2'19.410		131,104
71	T. EDWARDS	AUS	Nutec - Benjan - Kawasaki	Kawasaki Ninja 400	11:50'09.753	2'19.254	-0.156	131,251
43	L. GRUNWALD	GER	Freudenberg KTM WorldSSP Team	KTM RC 390 R	11:50'37.239	2'16.315	-2.939	134,081
20	D. LOUREIRO	RSA	DS Junior Team	Kawasaki Ninja 400	11:52'07.533	2'15.841	-0.474	134,548
43	L. GRUNWALD	GER	Freudenberg KTM WorldSSP Team	KTM RC 390 R	11:52'51.304	2'14.065	-1.776	136,331
71	T. EDWARDS	AUS	Nutec - Benjan - Kawasaki	Kawasaki Ninja 400	11:54'42.846	2'12.618	-1.447	137,818
43	L. GRUNWALD	GER	Freudenberg KTM WorldSSP Team	KTM RC 390 R	11:57'15.895	2'11.868	-0.750	138,602
43	L. GRUNWALD	GER	Freudenberg KTM WorldSSP Team	KTM RC 390 R	11:59'26.824	2'10.929	-0.939	139,596
17	K. MEUFFELS	NED	KTM Fortron Junior Team	KTM RC 390 R	12:01'38.632	2'10.644	-0.285	139,901
71	T. EDWARDS	AUS	Nutec - Benjan - Kawasaki	Kawasaki Ninja 400	12:03'45.967	2'10.056	-0.588	140,533
95	S. DEROUE	NED	Motoport Kawasaki	Kawasaki Ninja 400	12:16'27.740	2'09.750	-0.306	140,865
6	R. SCHOTMAN	NED	Motoport Kawasaki	Kawasaki Ninja 400	12:16'28.201	2'09.359	-0.391	141,291
95	S. DEROUE	NED	Motoport Kawasaki	Kawasaki Ninja 400	12:18'36.975	2'09.235	-0.124	141,426
43	L. GRUNWALD	GER	Freudenberg KTM WorldSSP Team	KTM RC 390 R	12:18'37.071	2'09.155	-0.080	141,514
6	R. SCHOTMAN	NED	Motoport Kawasaki	Kawasaki Ninja 400	12:18'37.173	2'08.972	-0.183	141,714
71	T. EDWARDS	AUS	Nutec - Benjan - Kawasaki	Kawasaki Ninja 400	12:20'33.217	2'08.752	-0.220	141,957

13/04/2018 Start 11:45 End 12:21 The results are provisional until the end of the time limit for protests and appeals and the completion of the technical checks.

These data/results cannot be reproduced, stored and/or transmitted in whole or in part by any manner of electronic, mechanical, photocopying, recording, broadcasting or otherwise now known or herein after developed without the previous express consent by the copyright owner, except for reproduction in daily press and regular printed publications on sale to the public within 60 days of the event related to those data/results and always provided that copyright symbol appears together as follows below.

© DORNA WSBK ORGANIZATION Srl 2018



Spanish Round, 13-14-15 April 2018

World Supersport 300 - Best Sectors & Speed Free Practice 1st Session

MotorLand Aragon 5.077 m

BEST LAP			
1	71 T. EDWARDS	Kawasaki Ninja 400	2'08.752
2	6 R. SCHOTMAN	Kawasaki Ninja 400	2'08.972
3	43 L. GRUNWALD	KTM RC 390 R	2'09.155
4	95 S. DEROUE	Kawasaki Ninja 400	2'09.235
5	2 A. CARRASCO	Kawasaki Ninja 400	2'10.123
6	17 K. MEUFFELS	KTM RC 390 R	2'10.132
7	21 B. SANCHEZ	Kawasaki Ninja 400	2'10.487
8	8 M. PEREZ	Kawasaki Ninja 400	2'10.488
9	20 D. LOUREIRO	Kawasaki Ninja 400	2'10.698
10	55 G. HENDRA PRATAMA	Yamaha YZF-R3	2'10.850
11	15 G. VAN STRAALEN	KTM RC 390 R	2'10.922
12	97 M. KAPPLER	KTM RC 390 R	2'11.079
13	99 P. GRASSIA	Yamaha YZF-R3	2'11.125
14	22 M. KALININ	Kawasaki Ninja 400	2'11.169
15	33 D. VALLE	Yamaha YZF-R3	2'11.627
16	93 W. KHAN	Kawasaki Ninja 400	2'11.643
17	14 E. DE LA VEGA	Kawasaki Ninja 400	2'11.736
18	16 M. LUNA BAYEN	Kawasaki Ninja 400	2'11.976
19	81 M. GONZALEZ	Yamaha YZF-R3	2'12.459
20	69 M. HERRERA	Yamaha YZF-R3	2'12.540
21	78 J. FORAY	Kawasaki Ninja 400	2'12.814
22	27 F. ROVELLI	Kawasaki Ninja 400	2'13.013
23	28 D. KOOPMAN	Yamaha YZF-R3	2'13.294
24	64 H. DE CANCELLIS	Yamaha YZF-R3	2'13.336
25	41 J. JÄHNIG	KTM RC 390 R	2'13.582
26	36 B. NEILA	Yamaha YZF-R3	2'14.202
27	5 R. VOS	KTM RC 390 R	2'14.430
28	12 A. RUSMIPUTRO	Yamaha YZF-R3	2'14.480
29	18 A. MURLEY	Yamaha YZF-R3	2'14.561
30	19 L. BERNARDI	Yamaha YZF-R3	2'14.809
31	30 D. BLIN	Yamaha YZF-R3	2'15.275
32	96 I. PRATNA	Yamaha YZF-R3	2'15.280
33	54 F. FULIGNI	Yamaha YZF-R3	2'15.351
34	58 T. FINOCCHIARO	Honda CBR500R	2'15.525
35	7 N. SETTIMO	Honda CBR500R	2'15.701
36	79 T. ALONSO	Yamaha YZF-R3	2'15.786
37	44 S. LOCHOFF	Yamaha YZF-R3	2'15.848
38	84 J. OVERBEEKE	Yamaha YZF-R3	2'16.058
39	89 A. CARRASCO	Yamaha YZF-R3	2'17.039
40	13 D. IOZZO	Honda CBR500R	2'19.688

SPEED			
1	6 R. SCHOTMAN	Kawasaki Ninja 400	207,7
2	43 L. GRUNWALD	KTM RC 390 R	207,3
3	17 K. MEUFFELS	KTM RC 390 R	206,9
4	21 B. SANCHEZ	Kawasaki Ninja 400	205,7
5	97 M. KAPPLER	KTM RC 390 R	205,3
6	16 M. LUNA BAYEN	Kawasaki Ninja 400	204,9
7	15 G. VAN STRAALEN	KTM RC 390 R	204,2
8	2 A. CARRASCO	Kawasaki Ninja 400	203,8
9	20 D. LOUREIRO	Kawasaki Ninja 400	201,9
10	14 E. DE LA VEGA	Kawasaki Ninja 400	201,1
11	22 M. KALININ	Kawasaki Ninja 400	200,7
12	27 F. ROVELLI	Kawasaki Ninja 400	199,6
13	41 J. JÄHNIG	KTM RC 390 R	199,3
14	93 W. KHAN	Kawasaki Ninja 400	196,7
15	13 D. IOZZO	Honda CBR500R	196,7
16	5 R. VOS	KTM RC 390 R	196,4
17	58 T. FINOCCHIARO	Honda CBR500R	196,4
18	8 M. PEREZ	Kawasaki Ninja 400	195,7
19	71 T. EDWARDS	Kawasaki Ninja 400	195,7
20	7 N. SETTIMO	Honda CBR500R	195,7
21	78 J. FORAY	Kawasaki Ninja 400	194,9
22	55 G. HENDRA PRATAMA	Yamaha YZF-R3	194,9
23	28 D. KOOPMAN	Yamaha YZF-R3	194,6
24	69 M. HERRERA	Yamaha YZF-R3	193,9
25	99 P. GRASSIA	Yamaha YZF-R3	193,2
26	54 F. FULIGNI	Yamaha YZF-R3	192,2
27	64 H. DE CANCELLIS	Yamaha YZF-R3	191,5
28	33 D. VALLE	Yamaha YZF-R3	190,5
29	44 S. LOCHOFF	Yamaha YZF-R3	190,5
30	18 A. MURLEY	Yamaha YZF-R3	190,1
31	96 I. PRATNA	Yamaha YZF-R3	189,8
32	12 A. RUSMIPUTRO	Yamaha YZF-R3	189,1
33	19 L. BERNARDI	Yamaha YZF-R3	188,2
34	36 B. NEILA	Yamaha YZF-R3	188,2
35	81 M. GONZALEZ	Yamaha YZF-R3	188,2
36	89 A. CARRASCO	Yamaha YZF-R3	185,9
37	84 J. OVERBEEKE	Yamaha YZF-R3	184,9
38	79 T. ALONSO	Yamaha YZF-R3	184,6
39	30 D. BLIN	Yamaha YZF-R3	184,3

SEG. 1		
1	6 R. SCHOTMAN	36.081
2	71 T. EDWARDS	36.085
3	17 K. MEUFFELS	36.143
4	43 L. GRUNWALD	36.327
5	21 B. SANCHEZ	36.440
6	15 G. VAN STRAALEN	36.471
7	8 M. PEREZ	36.649
8	97 M. KAPPLER	36.685
9	55 G. HENDRA PRATAMA	36.703
10	99 P. GRASSIA	36.704
11	2 A. CARRASCO	36.779
12	22 M. KALININ	36.878
13	20 D. LOUREIRO	36.888
14	81 M. GONZALEZ	36.935
15	14 E. DE LA VEGA	36.959
16	69 M. HERRERA	36.995
17	16 M. LUNA BAYEN	37.005
18	33 D. VALLE	37.025
19	93 W. KHAN	37.071
20	27 F. ROVELLI	37.380
21	41 J. JÄHNIG	37.421
22	28 D. KOOPMAN	37.480
23	12 A. RUSMIPUTRO	37.546
24	78 J. FORAY	37.624
25	5 R. VOS	37.634
26	36 B. NEILA	37.728
27	64 H. DE CANCELLIS	37.738
28	19 L. BERNARDI	37.750
29	18 A. MURLEY	37.885
30	30 D. BLIN	37.939
31	7 N. SETTIMO	37.959
32	96 I. PRATNA	38.025
33	84 J. OVERBEEKE	38.070
34	54 F. FULIGNI	38.137
35	58 T. FINOCCHIARO	38.152
36	79 T. ALONSO	38.300
37	44 S. LOCHOFF	38.304
38	89 A. CARRASCO	38.839
39	13 D. IOZZO	41.091

SEG. 2		
1	71 T. EDWARDS	35.570
2	6 R. SCHOTMAN	35.720
3	2 A. CARRASCO	35.840
4	43 L. GRUNWALD	35.926
5	17 K. MEUFFELS	36.049
6	8 M. PEREZ	36.128
7	93 W. KHAN	36.260
8	55 G. HENDRA PRATAMA	36.269
9	99 P. GRASSIA	36.296
10	20 D. LOUREIRO	36.313
11	21 B. SANCHEZ	36.335
12	22 M. KALININ	36.339
13	33 D. VALLE	36.375
14	69 M. HERRERA	36.413
15	15 G. VAN STRAALEN	36.422
16	14 E. DE LA VEGA	36.447
17	97 M. KAPPLER	36.466
18	16 M. LUNA BAYEN	36.603
19	81 M. GONZALEZ	36.755
20	78 J. FORAY	36.772
21	64 H. DE CANCELLIS	36.796
22	12 A. RUSMIPUTRO	36.810
23	28 D. KOOPMAN	36.821
24	19 L. BERNARDI	36.950
25	18 A. MURLEY	36.977
26	27 F. ROVELLI	37.005
27	36 B. NEILA	37.096
28	41 J. JÄHNIG	37.166
29	5 R. VOS	37.291
30	54 F. FULIGNI	37.307
31	96 I. PRATNA	37.308
32	58 T. FINOCCHIARO	37.408
33	79 T. ALONSO	37.423
34	84 J. OVERBEEKE	37.467
35	30 D. BLIN	37.516
36	44 S. LOCHOFF	37.588
37	7 N. SETTIMO	37.743
38	89 A. CARRASCO	37.813
39	13 D. IOZZO	38.748

SEG. 3		
1	71 T. EDWARDS	23.351
2	99 P. GRASSIA	23.654
3	2 A. CARRASCO	23.672
4	43 L. GRUNWALD	23.688
5	8 M. PEREZ	23.696
6	15 G. VAN STRAALEN	23.721
7	33 D. VALLE	23.733
8	55 G. HENDRA PRATAMA	23.754
9	6 R. SCHOTMAN	23.786
10	22 M. KALININ	23.795
11	81 M. GONZALEZ	23.808
12	16 M. LUNA BAYEN	23.815
13	17 K. MEUFFELS	23.844
14	20 D. LOUREIRO	23.877
15	21 B. SANCHEZ	23.887
16	69 M. HERRERA	23.920
17	64 H. DE CANCELLIS	23.948
18	93 W. KHAN	24.021
19	14 E. DE LA VEGA	24.066
20	12 A. RUSMIPUTRO	24.079
21	36 B. NEILA	24.091
22	18 A. MURLEY	24.151
23	97 M. KAPPLER	24.152
24	19 L. BERNARDI	24.169
25	78 J. FORAY	24.229
26	28 D. KOOPMAN	24.232
27	27 F. ROVELLI	24.234
28	30 D. BLIN	24.306
29	58 T. FINOCCHIARO	24.361
30	96 I. PRATNA	24.390
31	41 J. JÄHNIG	24.416
32	84 J. OVERBEEKE	24.424
33	79 T. ALONSO	24.471
34	5 R. VOS	24.508
35	7 N. SETTIMO	24.545
36	54 F. FULIGNI	24.553
37	89 A. CARRASCO	24.605
38	44 S. LOCHOFF	24.775
39	13 D. IOZZO	24.974

SEG. 4		
1	6 R. SCHOTMAN	33.039
2	2 A. CARRASCO	33.040
3	17 K. MEUFFELS	33.151
4	43 L. GRUNWALD	33.155
5	21 B. SANCHEZ	33.275
6	97 M. KAPPLER	33.334
7	20 D. LOUREIRO	33.559
8	22 M. KALININ	33.585
9	15 G. VAN STRAALEN	33.636
10	71 T. EDWARDS	33.736
11	16 M. LUNA BAYEN	33.771
12	55 G. HENDRA PRATAMA	33.776
13	14 E. DE LA VEGA	33.869
14	41 J. JÄHNIG	33.883
15	99 P. GRASSIA	33.892
16	27 F. ROVELLI	33.912
17	8 M. PEREZ	34.015
18	28 D. KOOPMAN	34.064
19	93 W. KHAN	34.175
20	78 J. FORAY	34.189
21	69 M. HERRERA	34.201
22	33 D. VALLE	34.481
23	58 T. FINOCCHIARO	34.593
24	64 H. DE CANCELLIS	34.600
25	12 A. RUSMIPUTRO	34.617
26	5 R. VOS	34.631
27	81 M. GONZALEZ	34.660
28	54 F. FULIGNI	34.717
29	7 N. SETTIMO	34.740
30	18 A. MURLEY	34.762
31	36 B. NEILA	34.783
32	96 I. PRATNA	34.819
33	13 D. IOZZO	34.875
34	44 S. LOCHOFF	35.177
35	19 L. BERNARDI	35.370
36	89 A. CARRASCO	35.431
37	30 D. BLIN	35.514
38	84 J. OVERBEEKE	35.523
39	79 T. ALONSO	35.538

13/04/2018

These data/results cannot be reproduced, stored and/or transmitted in whole or in part by any manner of electronic, mechanical, photocopying, recording, broadcasting or otherwise now known or herein after developed without the previous express consent by the copyright owner, except for reproduction in daily press and regular printed publications on sale to the public within 60 days of the event related to those data/results and always provided that copyright symbol appears together as follows below.

© DORNA WSBK ORGANIZATION Srl 2018



Official Fuel Supplier

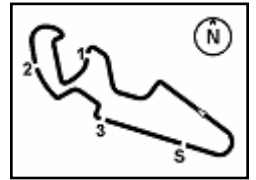


FICR PERUGIA TIMING

Official Tyre Supplier



Official Timekeeper



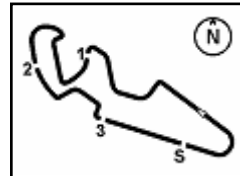
Spanish Round, 13-14-15 April 2018

World Supersport 300 - Ideal Times Free Practice 1st Session

No.	Rider	Nat	Bike	Seg. 1	Seg. 2	Seg. 3	Seg. 4	Ideal Time		Diff.
				Diff. 1	Diff. 2	Diff. 3	Diff. 4	Best Lap	Pos.	
1	6 R. SCHOTMAN	NED	Kawasaki Ninja 400	36.081 0.346	35.720	23.786	33.039	2'08.626 2'08.972	2	0.346
2	71 T. EDWARDS	AUS	Kawasaki Ninja 400	36.085	35.570	23.351	33.736 0.010	2'08.742 2'08.752	1	0.010
3	43 L. GRUNWALD	GER	KTM RC 390 R	36.327 0.059	35.926	23.688	33.155	2'09.096 2'09.155	3	0.059
4	17 K. MEUFFELS	NED	KTM RC 390 R	36.143 0.545	36.049 0.282	23.844	33.151 0.118	2'09.187 2'10.132	6	0.945
5	2 A. CARRASCO	ESP	Kawasaki Ninja 400	36.779	35.840	23.672 0.552	33.040 0.240	2'09.331 2'10.123	5	0.792
6	21 B. SANCHEZ	ESP	Kawasaki Ninja 400	36.440 0.183	36.335 0.042	23.887 0.325	33.275	2'09.937 2'10.487	7	0.550
7	15 G. VAN STRAALEN	NED	KTM RC 390 R	36.471 0.581	36.422	23.721 0.091	33.636	2'10.250 2'10.922	11	0.672
8	8 M. PEREZ	ESP	Kawasaki Ninja 400	36.649	36.128	23.696	34.015	2'10.488 2'10.488	8	
9	55 G. HENDRA PRATAMA	INA	Yamaha YZF-R3	36.703 0.222	36.269 0.126	23.754	33.776	2'10.502 2'10.850	10	0.348
10	99 P. GRASSIA	ITA	Yamaha YZF-R3	36.704 0.427	36.296 0.076	23.654	33.892 0.076	2'10.546 2'11.125	13	0.579
11	22 M. KALININ	UKR	Kawasaki Ninja 400	36.878 0.267	36.339	23.795 0.305	33.585	2'10.597 2'11.169	14	0.572
12	20 D. LOUREIRO	RSA	Kawasaki Ninja 400	36.888 0.021	36.313	23.877 0.040	33.559	2'10.637 2'10.698	9	0.061
13	97 M. KAPPLER	GER	KTM RC 390 R	36.685 0.051	36.466 0.260	24.152 0.131	33.334	2'10.637 2'11.079	12	0.442
14	16 M. LUNA BAYEN	ESP	Kawasaki Ninja 400	37.005	36.603	23.815	33.771 0.782	2'11.194 2'11.976	18	0.782
15	14 E. DE LA VEGA	FRA	Kawasaki Ninja 400	36.959 0.395	36.447	24.066	33.869	2'11.341 2'11.736	17	0.395
16	93 W. KHAN	NED	Kawasaki Ninja 400	37.071	36.260	24.021 0.042	34.175 0.074	2'11.527 2'11.643	16	0.116
17	69 M. HERRERA	ESP	Yamaha YZF-R3	36.995	36.413	23.920 0.099	34.201 0.912	2'11.529 2'12.540	20	1.011
18	33 D. VALLE	ESP	Yamaha YZF-R3	37.025	36.375	23.733	34.481 0.013	2'11.614 2'11.627	15	0.013
19	81 M. GONZALEZ	ESP	Yamaha YZF-R3	36.935	36.755 0.156	23.808	34.660 0.145	2'12.158 2'12.459	19	0.301
20	27 F. ROVELLI	ITA	Kawasaki Ninja 400	37.380	37.005	24.234	33.912 0.482	2'12.531 2'13.013	22	0.482
21	28 D. KOOPMAN	NED	Yamaha YZF-R3	37.480 0.197	36.821	24.232	34.064 0.500	2'12.597 2'13.294	23	0.697
22	78 J. FORAY	FRA	Kawasaki Ninja 400	37.624	36.772	24.229	34.189	2'12.814 2'12.814	21	
23	41 J. JÄHNIG	GER	KTM RC 390 R	37.421	37.166 0.052	24.416 0.644	33.883	2'12.886 2'13.582	25	0.696
24	12 A. RUSMIPUTRO	INA	Yamaha YZF-R3	37.546 0.496	36.810 0.372	24.079 0.056	34.617 0.504	2'13.052 2'14.480	28	1.428
25	64 H. DE CANCELLIS	FRA	Yamaha YZF-R3	37.738 0.077	36.796	23.948	34.600 0.177	2'13.082 2'13.336	24	0.254
26	36 B. NEILA	ESP	Yamaha YZF-R3	37.728 0.400	37.096	24.091	34.783 0.104	2'13.698 2'14.202	26	0.504
27	18 A. MURLEY	GBR	Yamaha YZF-R3	37.885 0.033	36.977	24.151 0.753	34.762	2'13.775 2'14.561	29	0.786
28	5 R. VOS	NED	KTM RC 390 R	37.634 0.192	37.291	24.508	34.631 0.174	2'14.064 2'14.430	27	0.366
29	19 L. BERNARDI	ITA	Yamaha YZF-R3	37.750 0.366	36.950 0.077	24.169	35.370 0.127	2'14.239 2'14.809	30	0.570
30	58 T. FINOCCHIARO	GBR	Honda CBR500R	38.152 0.123	37.408 0.157	24.361 0.731	34.593	2'14.514 2'15.525	34	1.011
31	96 I. PRATNA	INA	Yamaha YZF-R3	38.025	37.308	24.390	34.819 0.738	2'14.542 2'15.280	32	0.738

13/04/2018
These data/results cannot be reproduced, stored and/or transmitted in whole or in part by any manner of electronic, mechanical, photocopying, recording, broadcasting or otherwise now known or herein after developed without the previous express consent by the copyright owner, except for reproduction in daily press and regular printed publications on sale to the public within 60 days of the event related to those data/results and always provided that copyright symbol appears together as follows below.
© DORNA WSBK ORGANIZATION Srl 2018





MotorLand Aragon 5.077 m
2 / 2

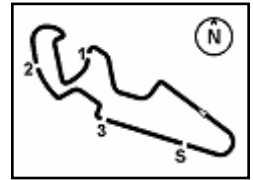
Spanish Round, 13-14-15 April 2018

World Supersport 300 - Ideal Times Free Practice 1st Session

No. Rider	Nat	Bike	Seg. 1	Seg. 2	Seg. 3	Seg. 4	Ideal Time			
			Diff. 1	Diff. 2	Diff. 3	Diff. 4	Best Lap	Pos.	Diff.	
32	54 F. FULIGNI	ITA	Yamaha YZF-R3	38.137 0.054	37.307 0.293	24.553 0.158	34.717 0.132	2'14.714 2'15.351	33	0.637
33	7 N. SETTIMO	ITA	Honda CBR500R	37.959 0.308	37.743 0.055	24.545 0.044	34.740 0.307	2'14.987 2'15.701	35	0.714
34	30 D. BLIN	POL	Yamaha YZF-R3	37.939	37.516	24.306	35.514	2'15.275 2'15.275	31	
35	84 J. OVERBEEKE	NED	Yamaha YZF-R3	38.070 0.450	37.467	24.424 0.076	35.523 0.048	2'15.484 2'16.058	38	0.574
36	79 T. ALONSO	POR	Yamaha YZF-R3	38.300	37.423	24.471	35.538 0.054	2'15.732 2'15.786	36	0.054
37	44 S. LOCHOFF	RSA	Yamaha YZF-R3	38.304	37.588	24.775 0.004	35.177	2'15.844 2'15.848	37	0.004
38	89 A. CARRASCO	ESP	Yamaha YZF-R3	38.839 0.006	37.813	24.605 0.345	35.431	2'16.688 2'17.039	39	0.351
39	13 D. IOZZO	RSA	Honda CBR500R	41.091	38.748	24.974	34.875	2'19.688 2'19.688	40	
Overall Ideal Time				36.081	35.570	23.351	33.039	2'08.041		

13/04/2018
These data/results cannot be reproduced, stored and/or transmitted in whole or in part by any manner of electronic, mechanical, photocopying, recording, broadcasting or otherwise now known or herein after developed without the previous express consent by the copyright owner, except for reproduction in daily press and regular printed publications on sale to the public within 60 days of the event related to those data/results and always provided that copyright symbol appears together as follows below.
© DORNA WSBK ORGANIZATION Srl 2018





Spanish Round, 13-14-15 April 2018

World Supersport 300 - Chronological Analysis Free Practice 1st Session

MotorLand Aragon 5.077 m

1 / 5

1° 71 T. EDWARDS (2'08.752)							
Lap	Seg.1	Seg.2	Seg.3	Seg.4	Lap Time	km/h	Local Time
1		42.487	28.633	37.253		182,1	11:47'50.499
2	40.504	38.349	25.318	35.083	2'19.254	194,6	11:50'09.753
3	38.257	37.976	29.661	34.581	2'20.475	195,7	11:52'30.228
4	37.540	36.683	24.296	34.099	2'12.618	194,6	11:54'42.846
5	47.375	36.688	24.190	34.430	2'22.683	192,5	11:57'05.529
6	45.049	36.243	23.826	34.153	2'19.271	194,6	11:59'24.820
7	37.011	35.977	24.230	33.893	2'11.111	194,2	12:01'35.911
8	36.551	36.022	23.637	33.846	2'10.056	194,9	12:03'45.967
9	36.378	35.612	24.016	49.410	2'25.416CP	174,2	12:06'11.383
10	4'06.112	38.686	24.242	34.275	5'43.315P	192,5	12:11'54.698
11	36.428	36.170	23.567	34.002	2'10.167	193,9	12:14'04.865
12	36.391	36.217	23.722	33.824	2'10.154	195,7	12:16'15.019
13	36.331	35.847	23.532	33.736	2'09.446	195,7	12:18'24.465
14	36.085	35.570	23.351	33.746	2'08.752	194,2	12:20'33.217

4	37.836	37.108	24.605	34.958	2'14.507	194,2	11:54'22.283
5	37.547	36.773	24.367	34.081	2'12.768	193,2	11:56'35.051
6	37.559	36.546	24.163	34.339	2'12.607	193,2	11:58'47.658
7	37.420	36.601	24.086	34.155	2'12.262	194,6	12:00'59.920
8	37.284	36.404	24.268	33.572	2'11.528	199,3	12:03'11.448
9	37.281	36.625	24.006	41.032	2'18.944CP	194,2	12:05'30.392
10	7'11.529	36.898	24.099	33.815	8'46.341P	198,2	12:14'16.733
11	36.938	36.192	23.672	33.343	2'10.145	202,2	12:16'26.878
12	36.779	35.840	24.224	33.280	2'10.123	203,8	12:18'37.001
13	37.683	36.245	24.093	33.040	2'11.061	203,4	12:20'48.062

2° 6 R. SCHOTMAN (2'08.972)							
Lap	Seg.1	Seg.2	Seg.3	Seg.4	Lap Time	km/h	Local Time
1		38.924	25.779	45.169		194,6	11:48'35.288
2	3'15.521	37.512	24.874	34.788	4'52.695P	192,9	11:53'27.983
3	38.033	36.935	24.419	34.080	2'13.467	194,9	11:55'41.450
4	37.302	36.680	24.200	34.131	2'12.313	193,2	11:57'53.763
5	37.168	36.441	23.881	33.908	2'11.398	195,3	12:00'05.161
6	37.165	36.302	24.153	33.568	2'11.188	198,2	12:02'16.349
7	36.927	36.305	23.995	33.886	2'11.113	195,3	12:04'27.462
8	36.851	39.555	28.443	50.984	2'35.833CP	165,4	12:07'03.295
9	3'29.158	36.768	24.272	33.841	5'04.039P	196,0	12:12'07.334
10	36.791	36.266	25.052	33.399	2'11.508	201,9	12:14'18.842
11	36.081	35.730	24.183	33.365	2'09.359	207,3	12:16'28.201
12	36.427	35.720	23.786	33.039	2'08.972	207,7	12:18'37.173
13	37.125	36.294	24.093	33.266	2'10.778	203,4	12:20'47.951

6° 17 K. MEUFFELS (2'10.132)							
Lap	Seg.1	Seg.2	Seg.3	Seg.4	Lap Time	km/h	Local Time
1		43.668	30.243	36.388		191,2	11:48'12.989
2	40.624	39.037	25.429	34.914	2'20.004	190,1	11:50'32.993
3	39.627	37.933	25.267	34.607	2'17.434	192,9	11:52'50.427
4	37.982	37.489	24.785	33.844	2'14.100	195,3	11:55'04.527
5	37.972	36.557	24.399	33.868	2'12.796	196,7	11:57'17.323
6	36.627	36.345	24.073	33.620	2'10.665C	197,8	11:59'27.988
7	36.766	36.220	24.094	33.564	2'10.644	198,2	12:01'38.632
8	38.077	38.591	25.668	35.675	2'18.011	175,6	12:03'56.643
9	36.430	36.285	28.144	46.713	2'27.572CP	161,9	12:06'24.215
10	4'01.514	37.184	24.733	33.648	5'37.079P	198,2	12:12'01.294
11	36.688	36.331	23.844	33.269	2'10.132	202,2	12:14'11.426
12	38.243	36.988	24.681	33.151	2'13.063	206,9	12:16'24.489
13	36.550	36.310	23.881	33.842	2'10.583	201,1	12:18'35.072
14	36.143	36.049	24.017	33.957	2'10.166	194,2	12:20'45.238

3° 43 L. GRUNWALD (2'09.155)							
Lap	Seg.1	Seg.2	Seg.3	Seg.4	Lap Time	km/h	Local Time
1		40.710	26.582	36.166		190,8	11:48'20.924
2	38.619	37.976	25.215	34.505	2'16.315	196,0	11:50'37.239
3	38.094	37.831	24.319	33.821	2'14.065	197,8	11:52'51.304
4	37.551	36.878	24.461	33.833	2'12.723	194,6	11:55'04.027
5	37.157	36.680	24.041	33.990	2'11.868	194,9	11:57'15.895
6	36.864	36.350	23.760	33.955	2'10.929	193,9	11:59'26.824
7	36.932	36.396	23.915	41.701	2'18.944P	192,9	12:01'45.768
8	3'40.003	39.960	25.630	44.107	5'29.700CP	190,1	12:07'15.468
9	3'17.968	36.849	23.887	33.582	4'52.286P	200,0	12:12'07.754
10	36.635	36.191	23.934	33.606	2'10.366	195,7	12:14'18.120
11	36.327	35.976	23.970	33.523	2'09.796	198,5	12:16'27.916
12	36.386	35.926	23.688	33.155	2'09.155	207,3	12:18'37.071
13	37.062	36.506	24.233	33.531	2'11.332	200,7	12:20'48.403

7° 21 B. SANCHEZ (2'10.487)							
Lap	Seg.1	Seg.2	Seg.3	Seg.4	Lap Time	km/h	Local Time
1		44.870	30.084	38.299		189,1	11:48'14.005
2	40.983	39.284	26.131	34.081	2'20.479	199,3	11:50'34.484
3	39.454	38.049	24.963	34.144	2'16.610	201,5	11:52'51.094
4	37.717	37.403	24.752	33.950	2'13.822	204,5	11:55'04.916
5	38.400	37.238	24.394	34.010	2'14.042	198,2	11:57'18.958
6	37.092	37.068	24.729	34.167	2'13.056	194,9	11:59'32.014
7	36.652	36.749	23.887	33.745	2'11.033	198,2	12:01'43.047
8	53.085	37.074	24.332	35.392	2'29.883	184,6	12:04'12.930
9	37.805	36.910	27.429	44.011	2'26.155CP	178,2	12:06'39.085
10	3'48.553	37.105	24.733	38.910	5'29.301P	141,5	12:12'08.386
11	36.623	36.377	24.212	33.275	2'10.487	205,7	12:14'18.873
12	37.300	36.335	24.042	33.744	2'11.421	199,3	12:16'30.294
13	36.440	36.468	24.270	35.608	2'12.786	153,2	12:18'43.080
14	36.636	37.074	24.159	34.074	2'11.943	194,2	12:20'55.023

4° 95 S. DEROUE (2'09.235)							
Lap	Seg.1	Seg.2	Seg.3	Seg.4	Lap Time	km/h	Local Time
1							11:51'27.428
2					2'25.418P		11:53'52.846
3					18'14.662P		12:12'07.508
4					2'10.482		12:14'17.990
5					2'09.750		12:16'27.740
6					2'09.235		12:18'36.975
7					2'09.471		12:20'46.446

8° 8 M. PEREZ (2'10.488)							
Lap	Seg.1	Seg.2	Seg.3	Seg.4	Lap Time	km/h	Local Time
1		41.465	26.066	36.234		192,9	11:59'33.886
2	39.091	37.796	24.756	34.795	2'16.438	194,2	12:01'50.324
3	37.800	37.212	24.392	34.477	2'13.881	194,6	12:04'04.205
4	37.114	36.686	29.144	46.411	2'29.355CP	166,4	12:06'33.560
5	4'28.191	37.207	24.221	34.696	6'04.315P	192,5	12:12'37.875
6	37.034	36.653	23.864	34.313	2'11.864	192,9	12:14'49.739
7	36.815	36.383	23.754	34.163	2'11.115	195,3	12:17'00.854
8	36.649	36.128	23.696	34.015	2'10.488	195,7	12:19'11.342

5° 2 A. CARRASCO (2'10.123)							
Lap	Seg.1	Seg.2	Seg.3	Seg.4	Lap Time	km/h	Local Time
1		41.538	27.407	36.092		192,2	11:47'31.965
2	39.817	38.870	25.668	35.055	2'19.410	193,2	11:49'51.375
3	38.964	37.996	24.769	34.672	2'16.401	200,7	11:52'07.776

9° 20 D. LOUREIRO (2'10.698)							
Lap	Seg.1	Seg.2	Seg.3	Seg.4	Lap Time	km/h	Local Time
1		42.411	27.789	35.552		198,5	11:47'31.745
2	39.704	39.288	25.843	35.112	2'19.947	197,1	11:49'51.692
3	38.364	37.667	24.986	34.824	2'15.841	193,5	11:52'07.533
4	37.844	37.533	24.703	34.589	2'14.669	194,6	11:54'22.202
5	37.380	36.725	24.430	34.231	2'12.766	193,5	11:56'34.968
6	37.977	36.458	24.352	34.408	2'13.195	195,3	11:58'48.163

13/04/2018

P = Pits In/Out - C = Lap Time Cancelled

These data/results cannot be reproduced, stored and/or transmitted in whole or in part by any manner of electronic, mechanical, photocopying, recording, broadcasting or otherwise now known or herein after developed without the previous express consent by the copyright owner, except for reproduction in daily press and regular printed publications on sale to the public within 60 days of the event related to those data/results and always provided that copyright symbol appears together as follows below.

© DORNA WSBK ORGANIZATION Srl 2018



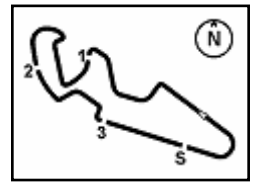
Official Fuel Supplier



Official Tyre Supplier



Official Timekeeper



Spanish Round, 13-14-15 April 2018

World Supersport 300 - Chronological Analysis Free Practice 1st Session

MotorLand Aragon 5.077 m

2 / 5

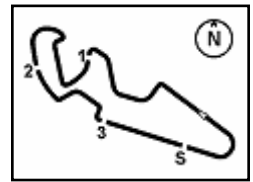
Lap	Seg.1	Seg.2	Seg.3	Seg.4	Lap Time	km/h	Local Time	Lap	Seg.1	Seg.2	Seg.3	Seg.4	Lap Time	km/h	Local Time
7	37.152	36.519	24.224	33.750	2'11.645	201,9	12:00'59.808	8	4'48.567	37.324	24.082	34.501	6'24.474P	187,8	12:12'00.840
8	37.210	36.461	24.144	33.787	2'11.602	200,4	12:03'11.410	9	37.703	36.940	24.324	34.344	2'13.311	192,5	12:14'14.151
9	37.521	36.964	24.083	42.957	2'21.525CP	197,1	12:05'32.935	10	37.270	36.296	23.765	33.982	2'11.313	191,8	12:16'25.464
10	5'31.527	37.459	24.580	34.228	7'07.794P	194,9	12:12'40.729	11	36.704	36.448	24.141	33.892	2'11.185	193,2	12:18'36.649
11	37.237	37.310	34.035	34.336	2'22.918	196,0	12:15'03.647	12	37.131	36.372	23.654	33.968	2'11.125	192,9	12:20'47.774
12	36.888	36.552	23.877	33.806	2'11.123	198,9	12:17'14.770								
13	36.909	36.313	23.917	33.559	2'10.698	201,1	12:19'25.468								
10° 55 G. HENDRA PRATAMA (2'10.850)								14° 22 M. KALININ (2'11.169)							
Lap	Seg.1	Seg.2	Seg.3	Seg.4	Lap Time	km/h	Local Time	Lap	Seg.1	Seg.2	Seg.3	Seg.4	Lap Time	km/h	Local Time
1					11:49'18.059			1		43.778	30.128	37.436		191,5	11:48'13.702
2					2'17.258		11:51'35.317	2	40.954	39.177	25.616	34.265	2'20.012	192,2	11:50'33.714
3					2'25.004		11:54'00.321	3	39.604	38.412	24.907	34.348	2'17.271	196,4	11:52'50.985
4					2'24.463P		11:56'24.784	4	38.413	37.484	24.745	34.276	2'14.918	198,5	11:55'05.903
5	4'47.483	43.146	25.010	34.870	6'30.509P	186,2	12:02'55.293	5	37.866	37.556	24.906	34.048	2'14.376	196,7	11:57'20.279
6	37.792	36.963	24.048	34.998	2'13.801C	182,4	12:05'09.094	6	37.504	37.108	24.382	34.534	2'13.528	197,1	11:59'33.807
7	41.052	42.125	26.632	46.329	2'36.138CP	179,1	12:07'45.232	7	37.416	37.627	24.759	34.315	2'14.117	193,2	12:01'47.924
8	2'37.264	43.051	24.588	38.534	4'23.437P	145,0	12:12'08.669	8	37.402	36.772	24.785	34.555	2'13.514	191,5	12:04'01.438
9	37.071	36.366	23.939	33.961	2'11.337	192,2	12:14'20.006	9	41.570	36.633	28.426	46.858	2'33.487CP	167,4	12:06'34.925
10	36.925	36.395	23.754	33.776	2'10.850	191,8	12:16'30.856	10	3'45.744	37.717	24.557	34.710	5'22.728P	194,9	12:11'57.653
11	36.703	36.269	24.513	33.808	2'11.293	194,9	12:18'42.149	11	38.536	36.916	24.356	34.415	2'14.223	188,5	12:14'11.876
12	40.968	38.409	25.289	45.905	2'30.571P	168,8	12:21'12.720	12	37.316	36.970	24.029	33.982	2'12.297	192,5	12:16'24.173
13								13	37.145	36.339	24.100	33.585	2'11.169	200,7	12:18'35.342
14								14	36.878	36.781	23.795	33.889	2'11.343	196,0	12:20'46.685
11° 15 G. VAN STRAALEN (2'10.922)								15° 33 D. VALLE (2'11.627)							
Lap	Seg.1	Seg.2	Seg.3	Seg.4	Lap Time	km/h	Local Time	Lap	Seg.1	Seg.2	Seg.3	Seg.4	Lap Time	km/h	Local Time
1		43.782	30.219	36.700		193,5	11:48'13.153	1		41.527	26.380	36.209		186,9	11:49'14.679
2	40.340	39.094	25.755	35.014	2'20.203	190,5	11:50'33.356	2	40.275	38.447	25.195	35.844	2'19.761	184,3	11:51'34.440
3	39.642	38.396	24.698	34.464	2'17.200	193,5	11:52'50.556	3	38.872	38.268	24.699	35.560	2'17.399	184,0	11:53'51.839
4	37.731	37.371	24.779	34.099	2'13.980	199,3	11:55'04.536	4	38.039	37.346	24.712	35.557	2'15.654	184,3	11:56'07.493
5	38.500	38.486	24.951	33.656	2'15.593	204,2	11:57'20.129	5	42.306	37.232	24.427	35.314	2'19.279	186,5	11:58'26.772
6	37.960	37.809	24.031	33.970	2'13.770	203,0	11:59'33.899	6	37.504	36.874	23.921	34.481	2'12.780	189,8	12:00'39.552
7	36.963	37.824	24.442	41.125	2'20.354P	189,1	12:01'54.253	7	37.442	36.635	24.101	34.918	2'13.096	189,8	12:02'52.648
8	2'30.775	38.161	24.627	45.853	4'19.416CP	173,6	12:06'13.669	8	39.908	37.917	24.146	35.332	2'17.303C	183,4	12:05'09.951
9	4'11.041	37.827	24.926	33.875	5'47.669P	201,9	12:12'01.338	9	40.490	37.932	24.889	40.932	2'24.243CP	179,4	12:07'34.194
10	37.052	36.422	23.812	33.636	2'10.922	196,4	12:14'12.260	10	5'42.792	37.412	26.587	35.533	7'22.324P	181,5	12:14'56.518
11	36.739	36.608	23.721	34.224	2'11.292	190,5	12:16'23.552	11	37.025	36.375	23.733	34.494	2'11.627	188,8	12:17'08.145
12	36.875	36.933	24.119	33.998	2'11.925	194,9	12:18'35.477	12	37.666	36.880	24.082	35.026	2'13.654	190,5	12:19'21.799
12° 97 M. KAPPLER (2'11.079)								16° 93 W. KHAN (2'11.643)							
Lap	Seg.1	Seg.2	Seg.3	Seg.4	Lap Time	km/h	Local Time	Lap	Seg.1	Seg.2	Seg.3	Seg.4	Lap Time	km/h	Local Time
1		42.089	30.426	36.236		190,8	11:48'13.087	1		42.554	28.347	37.102		186,9	11:47'48.626
2	40.814	38.891	25.745	34.860	2'20.310	195,7	11:50'33.397	2	41.332	39.197	25.830	35.118	2'21.477	196,7	11:50'10.103
3	39.719	37.544	24.967	34.668	2'16.898	193,9	11:52'50.295	3	38.556	37.688	25.002	35.036	2'16.282	192,2	11:52'26.385
4	37.836	37.287	24.574	34.104	2'13.801	196,4	11:55'04.096	4	38.518	37.454	24.774	35.056	2'15.802	190,8	11:54'42.187
5	37.875	37.038	24.996	33.665	2'13.574	198,5	11:57'17.670	5	48.427	37.662	24.762	34.644	2'25.495	192,2	11:57'07.682
6	36.982	36.653	24.253	34.009	2'11.897	196,7	11:59'29.567	6	38.204	37.320	24.881	34.709	2'15.114	190,1	11:59'22.796
7	37.526	37.200	24.325	34.331	2'13.382	192,2	12:01'42.949	7	37.706	36.964	24.435	34.386	2'13.491	192,9	12:01'36.287
8	37.480	36.940	24.463	34.139	2'13.022	193,9	12:03'55.971	8	37.216	36.594	24.215	34.342	2'12.367	192,9	12:03'48.654
9	37.291	36.779	28.175	47.019	2'29.264CP	160,7	12:06'25.235	9	37.118	36.770	24.997	50.124	2'29.009CP	178,2	12:06'17.663
10	4'00.777	37.236	24.809	33.680	5'36.502P	203,4	12:12'01.737	10	4'02.806	37.655	24.509	34.404	5'39.374P	196,7	12:11'57.037
11	37.025	36.466	24.236	33.954	2'11.681	196,7	12:14'13.418	11	37.206	36.431	24.513	34.248	2'12.398	192,5	12:14'09.435
12	36.736	36.726	24.283	33.334	2'11.079	205,3	12:16'24.497	12	37.219	36.639	24.219	34.247	2'12.324	192,9	12:16'21.759
13	36.964	36.557	24.152	33.730	2'11.403	200,7	12:18'35.900	13	37.294	36.498	24.021	34.175	2'11.988	192,5	12:18'33.747
14	36.685	36.651	24.451	33.848	2'11.635	197,8	12:20'47.535	14	37.071	36.260	24.063	34.249	2'11.643	194,9	12:20'45.390
13° 99 P. GRASSIA (2'11.125)								17° 14 E. DE LA VEGA (2'11.736)							
Lap	Seg.1	Seg.2	Seg.3	Seg.4	Lap Time	km/h	Local Time	Lap	Seg.1	Seg.2	Seg.3	Seg.4	Lap Time	km/h	Local Time
1		51.834	30.806	38.656		176,5	11:49'53.212	1		43.873	29.987	37.435		189,5	11:48'13.427
2	40.304	39.351	25.377	36.326	2'21.358	181,8	11:52'14.570	2	40.796	39.352	25.462	35.410	2'21.020	193,2	11:50'34.447
3	38.819	38.007	24.654	35.750	2'17.230	184,0	11:54'31.800	3	39.342	38.159	25.287	34.453	2'17.241	199,6	11:52'51.688
4	38.249	37.476	24.482	35.365	2'15.572	187,8	11:56'47.372	4	38.242	37.850	24.715	34.599	2'15.406	196,7	11:55'07.094
5	38.307	38.923	25.286	41.268	2'23.784P	183,4	11:59'11.156	5	37.873	37.137	24.642	33.918	2'13.570	198,2	11:57'20.664
6	2'27.824	37.142	24.190	34.918	4'04.074P	185,9	12:03'15.230	6	37.483	37.204	24.323	34.647	2'13.657	197,8	11:59'34.321
7	37.610	36.808	24.006	42.712	2'21.136CP	189,1	12:05'36.366	7	37.511	37.145	24.383	34.083	2'13.122	194,2	12:01'47.443

13/04/2018 P = Pits In/Out - C = Lap Time Cancelled

These data/results cannot be reproduced, stored and/or transmitted in whole or in part by any manner of electronic, mechanical, photocopying, recording, broadcasting or otherwise now known or herein after developed without the previous express consent by the copyright owner, except for reproduction in daily press and regular printed publications on sale to the public within 60 days of the event related to those data/results and always provided that copyright symbol appears together as follows below.

© DORNA WSBK ORGANIZATION Srl 2018





Spanish Round, 13-14-15 April 2018

World Supersport 300 - Chronological Analysis Free Practice 1st Session

Lap	Seg.1	Seg.2	Seg.3	Seg.4	Lap Time	km/h	Local Time
8	49.087	37.146	24.395	34.295	2'24.923	193,9	12:04'12.366
9	37.500	37.095	28.455	45.437	2'28.487CP	175,3	12:06'40.853
10	3'40.908	37.682	24.636	34.496	5'17.722P	192,5	12:11'58.575
11	37.803	36.912	24.382	34.185	2'13.282	193,9	12:14'11.857
12	37.587	37.001	24.160	34.158	2'12.906	195,3	12:16'24.763
13	36.959	36.677	24.233	33.999	2'11.868	199,3	12:18'36.631
14	37.354	36.447	24.066	33.869	2'11.736	201,1	12:20'48.367

18° 16 M. LUNA BAYEN (2'11.976)							
Lap	Seg.1	Seg.2	Seg.3	Seg.4	Lap Time	km/h	Local Time
1	41.965	26.621	37.655	168,8	11:48'29.682		
2	40.133	39.174	25.526	35.332	2'20.165	192,9	11:50'49.847
3	39.052	38.231	25.351	35.541	2'18.175	189,8	11:53'08.022
4	38.817	37.814	24.687	34.948	2'16.266	192,9	11:55'24.288
5	38.321	37.506	24.601	34.832	2'15.260	192,9	11:57'39.548
6	37.783	37.371	24.247	34.676	2'14.077	192,9	11:59'53.625
7	37.537	37.152	24.300	34.280	2'13.269	194,9	12:02'06.894
8	38.050	38.459	25.619	39.548	2'21.676	151,3	12:04'28.570
9	37.232	38.552	27.343	43.549	2'26.676CP	185,6	12:06'55.246
10	3'27.052	37.548	24.666	34.098	5'03.364P	197,1	12:11'58.610
11	37.311	36.855	24.208	34.472	2'12.846	194,6	12:14'11.456
12	37.455	37.207	24.688	34.077	2'13.427	197,4	12:16'24.883
13	37.005	36.603	23.815	34.553	2'11.976	204,9	12:18'36.859
14	37.733	36.866	24.032	33.771	2'12.402	201,5	12:20'49.261

19° 81 M. GONZALEZ (2'12.459)							
Lap	Seg.1	Seg.2	Seg.3	Seg.4	Lap Time	km/h	Local Time
1	41.264	26.528	36.707	184,3	11:49'14.543		
2	40.065	38.595	25.191	35.841	2'19.692	184,0	11:51'34.235
3	38.789	42.872	24.817	35.476	2'21.954	184,3	11:53'56.189
4	38.280	37.332	24.473	35.128	2'15.213	186,5	11:56'11.402
5	38.108	37.117	24.314	34.939	2'14.478	186,5	11:58'25.880
6	37.795	36.903	24.047	34.660	2'13.405	186,9	12:00'39.285
7	37.495	36.770	23.920	34.967	2'13.152	187,8	12:02'52.437
8	39.845	37.753	24.302	35.890	2'17.790CP	180,6	12:05'10.227
9	39.523	37.495	24.473	40.070	2'21.561CP	184,9	12:07'31.788
10	5'45.025	37.684	26.081	35.098	7'23.888P	185,2	12:14'55.676
11	36.935	36.911	23.808	34.805	2'12.459	187,8	12:17'08.135
12	37.853	36.755	24.244	34.720	2'13.572	188,2	12:19'21.707

20° 69 M. HERRERA (2'12.540)							
Lap	Seg.1	Seg.2	Seg.3	Seg.4	Lap Time	km/h	Local Time
1	43.009	26.662	35.627	188,2	11:49'15.269		
2	40.205	38.569	25.062	35.435	2'19.271	193,9	11:51'34.540
3	38.979	38.407	24.962	35.010	2'17.358	189,8	11:53'51.898
4	38.567	37.572	24.875	35.320	2'16.334	187,2	11:56'08.232
5	38.693	37.377	24.425	38.408	2'18.903	160,7	11:58'27.135
6	37.736	36.730	23.920	34.201	2'12.587	189,5	12:00'39.722
7	37.619	36.772	23.927	34.546	2'12.864	191,5	12:02'52.586
8	40.931	38.098	24.578	34.889	2'18.496CP	185,2	12:05'11.082
9	40.062	38.283	24.286	41.517	2'24.148CP	180,3	12:07'35.230
10	5'43.705	36.801	26.240	34.924	7'21.670P	185,2	12:14'56.900
11	36.995	36.413	24.019	35.113	2'12.540	174,8	12:17'09.440
12	37.350	38.969	25.390	34.784	2'16.493	179,4	12:19'25.933

21° 78 J. FORAY (2'12.814)							
Lap	Seg.1	Seg.2	Seg.3	Seg.4	Lap Time	km/h	Local Time
1	40.043	26.493	35.374	195,7	11:50'38.541		
2	38.941	38.773	25.062	35.055	2'17.831	193,2	11:52'56.372
3	38.164	38.159	24.637	34.967	2'15.927	192,5	11:55'12.299
4	38.041	37.427	24.644	34.743	2'14.855	193,9	11:57'27.154
5	37.927	37.208	24.358	34.646	2'14.139	193,5	11:59'41.293
6	37.624	36.772	24.229	34.189	2'12.814	194,9	12:01'54.107
7	37.777	37.662	24.392	34.856	2'14.687	192,2	12:04'08.794

22° 27 F. ROVELLI (2'13.013)							
Lap	Seg.1	Seg.2	Seg.3	Seg.4	Lap Time	km/h	Local Time
1		40.601	29.981	37.621	194,9	11:59'34.266	
2	39.087	37.735	25.212	34.727	2'16.761	193,5	12:01'51.027
3	38.421	37.269	24.527	34.755	2'14.972C	194,2	12:04'05.999
4	37.538	36.980	27.170	48.277	2'29.965CP	150,2	12:06'35.964
5	3'51.300	37.081	24.406	33.912	5'26.699P	199,6	12:12'02.663
6	37.380	37.005	24.234	34.394	2'13.013	195,3	12:14'15.676
7	37.545	37.170	25.704	34.251	2'14.670	196,0	12:16'30.346
8	41.892	39.414	27.173	42.054	2'30.533P	185,2	12:19'00.879

23° 28 D. KOOPMAN (2'13.294)							
Lap	Seg.1	Seg.2	Seg.3	Seg.4	Lap Time	km/h	Local Time
1		42.926	28.546	37.700	183,7	11:48'02.691	
2	40.810	39.523	25.623	36.101	2'22.057	185,2	11:50'24.748
3	39.368	38.443	25.122	35.728	2'18.661	183,7	11:52'43.409
4	40.100	38.843	25.511	45.713	2'30.167P	129,3	11:55'13.576
5	3'07.595	38.310	24.859	35.315	4'46.079P	183,1	11:59'59.655
6	38.294	38.181	24.644	35.610	2'16.729	180,3	12:02'16.384
7	38.220	37.304	24.285	34.982	2'14.791	190,1	12:04'31.175
8	37.773	38.239	26.275	49.238	2'31.525CP	177,3	12:07'02.700
9	3'20.556	37.452	24.406	35.046	4'57.460P	186,5	12:12'00.160
10	37.796	37.286	24.789	34.064	2'13.935	194,6	12:14'14.095
11	37.677	36.821	24.232	34.564	2'13.294	189,1	12:16'27.389
12	38.524	37.341	24.877	34.385	2'15.127	192,2	12:18'42.516
13	37.480	37.526	24.395	34.353	2'13.754	190,5	12:20'56.270

24° 64 H. DE CANCELLIS (2'13.336)							
Lap	Seg.1	Seg.2	Seg.3	Seg.4	Lap Time	km/h	Local Time
1		43.357	27.285	37.264	185,2	11:49'18.285	
2	40.448	39.066	25.577	35.582	2'20.673	188,5	11:51'38.958
3	39.438	38.712	25.663	35.691	2'19.504	185,6	11:53'58.462
4	39.398	38.774	25.354	35.800	2'19.326	183,7	11:56'17.788
5	39.453	39.868	25.073	35.806	2'20.200	181,2	11:58'37.988
6	38.994	37.934	24.889	35.600	2'17.417	181,2	12:00'55.405
7	38.573	37.840	24.780	35.394	2'16.587	181,2	12:03'11.992
8	37.757	36.989	24.344	35.139	2'14.229C	187,8	12:05'26.221
9	41.126	39.654	26.433	41.744	2'28.957CP	184,0	12:07'55.178
10	2'55.554	46.108	25.609	36.077	4'43.348P	176,5	12:12'38.526
11	38.708	37.360	25.401	35.099	2'16.568	183,7	12:14'55.094
12	37.738	37.123	24.093	34.600	2'13.554	191,5	12:17'08.648
13	37.815	36.796	23.948	34.777	2'13.336	185,9	12:19'21.984

25° 41 J. JÄHNIG (2'13.582)							
Lap	Seg.1	Seg.2	Seg.3	Seg.4	Lap Time	km/h	Local Time
1		42.699	28.471	43.642	195,7	11:48'20.989	
2	16'53.376	43.145	28.475	43.883	18'48.879CP	191,5	12:07'09.868
3	3'06.722	39.558	26.010	35.240	4'47.530P	192,9	12:11'57.398
4	38.643	38.320	25.249	34.375	2'16.587	196,7	12:14'13.985
5	38.236	37.571	24.416	33.991	2'14.214	199,3	12:16'28.199
6	37.479	37.166	25.126	34.063	2'13.834	198,5	12:18'42.033
7	37.421	37.218	25.060	33.883	2'13.582	197,8	12:20'55.615

26° 36 B. NEILA (2'14.202)							
Lap	Seg.1	Seg.2	Seg.3	Seg.4	Lap Time	km/h	Local Time
1		42.288	26.642	36.769	186,5	11:49'17.106	
2	40.657	39.240	25.847	35.994	2'21.738	185,9	11:51'38.844
3	39.779	38.557	25.361	35.997	2'19.694	183,7	11:53'58.538
4	39.186	38.602	25.186	36.133	2'19.107	182,7	11:56'17.645
5	39.252	40.139	25.534	35.740	2'20.665	183,1	11:58'38.310
6	38.965	37.789	25.118	35.582	2'17.454	183,4	12:00'55.764
7	38.414	37.858	24.917	34.896	2'16.085	187,5	12:03'11.849
8	37.728	37.098	24.180	35.149	2'14.155C	187,2	12:05'26.004

13/04/2018 P = Pits In/Out - C = Lap Time Cancelled

These data/results cannot be reproduced, stored and/or transmitted in whole or in part by any manner of electronic, mechanical, photocopying, recording, broadcasting or otherwise now known or herein after developed without the previous express consent by the copyright owner, except for reproduction in daily press and regular printed publications on sale to the public within 60 days of the event related to those data/results and always provided that copyright symbol appears together as follows below.

© DORNA WSBK ORGANIZATION Srl 2018



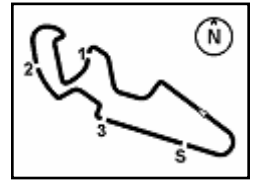
Official Fuel Supplier



Official Tyre Supplier



Official Timekeeper



Spanish Round, 13-14-15 April 2018

World Supersport 300 - Chronological Analysis Free Practice 1st Session

9	41.422	39.723	26.801	43.903	2'31.849CP	187,5	12:07'57.853	2	41.533	39.877	26.303	37.416	2'25.129	177,3	11:50'55.017
10	5'23.725	37.903	24.466	34.783	7'00.877P	188,2	12:14'58.730	3	42.294	39.352	25.930	36.936	2'24.512	176,5	11:53'19.529
11	38.327	37.332	24.165	35.291	2'15.115	185,6	12:17'13.845	4	39.751	38.955	25.470	36.526	2'20.702	177,0	11:55'40.231
12	38.128	37.096	24.091	34.887	2'14.202	188,2	12:19'28.047	5	39.308	38.149	25.126	36.347	2'18.930	178,5	11:57'59.161
27° 5 R. VOS (2'14.430)															
Lap	Seg.1	Seg.2	Seg.3	Seg.4	Lap Time	km/h	Local Time	Lap	Seg.1	Seg.2	Seg.3	Seg.4	Lap Time	km/h	Local Time
1		42.214	30.336	36.729		197,8	11:48'13.861	9	40.352	39.454	26.744	45.955	2'32.505CP	177,9	12:07'25.238
2	40.901	39.373	26.047	34.887	2'21.208	196,4	11:50'35.069	10	3'29.066	38.611	25.394	36.415	5'09.486P	177,0	12:12'34.724
3	39.261	38.822	25.024	34.631	2'17.738	195,3	11:52'52.807	11	39.047	37.871	24.549	35.740	2'17.207	180,0	12:14'51.931
4	37.844	38.046	25.943	35.560	2'17.393	190,8	11:55'10.200	12	38.849	37.857	24.491	35.717	2'16.914	184,3	12:17'08.845
5	38.680	38.420	24.981	35.163	2'17.244	194,9	11:57'27.444	13	37.939	37.516	24.306	35.514	2'15.275	184,0	12:19'24.120
6	38.572	37.650	26.143	35.111	2'17.476	188,8	11:59'44.920	32° 96 I. PRATNA (2'15.280)							
7	37.880	38.025	29.528	35.994	2'21.427	183,4	12:02'06.347	Lap	Seg.1	Seg.2	Seg.3	Seg.4	Lap Time	km/h	Local Time
8	38.423	37.977	24.974	34.917	2'16.291	188,2	12:04'22.638	1		43.624	28.213	37.638		184,3	11:47'50.033
9	38.053	40.384	28.184	48.464	2'35.085CP	152,1	12:06'57.723	2	41.871	39.283	25.696	36.967	2'23.817	181,5	11:50'13.850
10	3'45.516	38.221	25.177	35.003	5'23.917P	188,8	12:12'21.640	3	44.591	38.825	25.392	36.652	2'25.460	178,2	11:52'39.310
11	37.888	37.546	24.595	34.737	2'14.766	189,5	12:14'36.406	4	39.410	38.326	25.120	36.504	2'19.360	177,0	11:54'58.670
12	37.634	37.582	24.917	34.694	2'14.827	188,5	12:16'51.233	5	39.034	38.204	25.212	36.065	2'18.515	180,6	11:57'17.185
13	37.826	37.291	24.508	34.805	2'14.430	190,5	12:19'05.663	6	39.596	42.068	24.735	34.819	2'21.218	189,8	11:59'38.403
28° 12 A. RUSMIPUTRO (2'14.480)															
Lap	Seg.1	Seg.2	Seg.3	Seg.4	Lap Time	km/h	Local Time	Lap	Seg.1	Seg.2	Seg.3	Seg.4	Lap Time	km/h	Local Time
1		42.688	26.807	35.768		190,5	11:49'14.653	7	38.149	37.589	24.742	35.427	2'15.907	189,5	12:01'54.310
2	40.055	38.799	25.273	35.471	2'19.598	189,1	11:51'34.251	8	38.528	37.631	24.703	35.160	2'16.022	189,5	12:04'10.332
3	38.870	38.670	24.699	35.215	2'17.454	187,8	11:53'51.705	9	38.189	37.141	29.021	44.905	2'29.256CP	175,0	12:06'39.588
4	38.423	37.324	24.666	35.773	2'16.186	184,0	11:56'07.891	10	3'57.650	37.909	24.854	35.756	5'36.169P	182,1	12:12'15.757
5	38.731	37.377	24.370	35.374	2'15.852	184,6	11:58'23.743	11	38.701	37.650	24.744	35.418	2'16.513	184,6	12:14'32.270
6	38.042	37.182	24.135	35.121	2'14.480	184,9	12:00'38.223	12	38.025	37.308	24.390	35.557	2'15.280	183,7	12:16'47.550
7	40.472	36.810	24.079	34.903	2'16.264	187,8	12:02'54.487	13	38.380	37.423	24.818	35.274	2'15.895	188,5	12:19'03.445
8	50.786	43.105	24.281	43.819	2'41.991CP	188,2	12:05'36.478	33° 54 F. FULIGNI (2'15.351)							
9	7'40.766	37.788	25.264	34.617	9'18.435P	189,1	12:14'54.913	Lap	Seg.1	Seg.2	Seg.3	Seg.4	Lap Time	km/h	Local Time
10	37.546	2'12.959	27.055	41.640	3'59.200P	176,8	12:18'54.113	1		43.140	28.686	37.915		182,7	11:48'02.648
29° 18 A. MURLEY (2'14.561)															
Lap	Seg.1	Seg.2	Seg.3	Seg.4	Lap Time	km/h	Local Time	Lap	Seg.1	Seg.2	Seg.3	Seg.4	Lap Time	km/h	Local Time
1		43.438	28.141	38.189		177,9	11:49'49.050	2	41.114	39.655	26.243	36.062	2'23.074	183,7	11:50'25.722
2	40.545	39.848	25.487	36.018	2'21.898	182,4	11:52'10.948	3	39.915	38.763	25.730	35.661	2'20.069	184,0	11:52'45.791
3	39.446	38.174	24.928	35.985	2'18.533	180,9	11:54'29.481	4	39.454	38.379	25.330	35.486	2'18.649	184,6	11:55'04.440
4	38.542	38.149	24.896	37.025	2'18.612	166,9	11:56'48.093	5	39.321	38.171	25.323	34.717	2'17.532	192,2	11:57'21.972
5	38.257	37.437	24.646	35.530	2'15.870	181,8	11:59'03.963	6	38.275	38.022	25.065	34.764	2'16.126	187,5	11:59'38.098
6	38.162	37.268	24.377	35.142	2'14.949	182,4	12:01'18.912	7	38.298	38.217	25.067	34.727	2'16.309	188,5	12:01'54.407
7	38.644	37.682	25.119	40.622	2'22.067P	181,5	12:03'40.979	8	38.191	37.600	24.711	34.849	2'15.351	187,5	12:04'09.758
8	6'56.939	37.446	25.114	36.151	8'35.650P	179,7	12:12'16.629	9	38.137	37.636	28.334	42.982	2'27.089CP	181,2	12:06'36.847
9	38.000	37.468	24.151	35.006	2'14.625	185,2	12:14'31.254	10	5'29.068	40.692	25.345	35.830	7'10.935P	179,1	12:13'47.782
10	37.885	37.298	24.328	37.384	2'16.895	165,4	12:16'48.149	11	38.700	38.125	24.786	35.600	2'17.211	182,4	12:16'04.993
11	37.918	36.977	24.904	34.762	2'14.561	190,1	12:19'02.710	12	38.606	37.785	24.801	35.572	2'16.764	181,5	12:18'21.757
30° 19 L. BERNARDI (2'14.809)															
Lap	Seg.1	Seg.2	Seg.3	Seg.4	Lap Time	km/h	Local Time	Lap	Seg.1	Seg.2	Seg.3	Seg.4	Lap Time	km/h	Local Time
1		43.055	28.106	44.882		177,3	11:47'43.952	13	38.467	37.307	24.553	35.360	2'15.687	183,4	12:20'37.444
2	5'58.569	40.771	25.760	36.625	7'41.725P	180,9	11:55'25.677	34° 58 T. FINOCCHIARO (2'15.525)							
3	38.914	38.061	24.725	36.550	2'18.250	180,0	11:57'43.927	Lap	Seg.1	Seg.2	Seg.3	Seg.4	Lap Time	km/h	Local Time
4	38.498	37.643	24.748	35.370	2'16.259	188,2	12:00'00.186	1		43.237	28.714	36.307		189,5	11:47'58.098
5	37.957	37.694	24.565	35.839	2'16.055	181,2	12:02'16.241	2	41.715	40.452	26.355	36.422	2'24.944	188,8	11:50'23.042
6	38.116	37.027	24.169	35.497	2'14.809	184,0	12:04'31.050	3	40.348	39.515	25.686	35.434	2'20.983	187,8	11:52'44.025
7	38.161	39.552	27.744	46.207	2'31.664CP	180,6	12:07'02.714	4	40.020	38.331	25.701	35.440	2'19.492	188,8	11:55'03.517
8	3'32.098	36.961	24.499	35.613	5'09.171P	184,9	12:12'11.885	5	39.307	38.166	25.969	34.754	2'18.196	193,9	11:57'21.713
9	37.750	36.950	24.176	41.839	2'20.715P	184,9	12:14'32.600	6	38.211	37.895	24.993	34.612	2'15.711	192,5	11:59'37.424
10	3'16.632	37.008	24.284	35.415	4'53.339P	185,9	12:19'25.939	7	38.427	38.836	25.693	34.672	2'17.628	196,4	12:01'55.052
31° 30 D. BLIN (2'15.275)															
Lap	Seg.1	Seg.2	Seg.3	Seg.4	Lap Time	km/h	Local Time	Lap	Seg.1	Seg.2	Seg.3	Seg.4	Lap Time	km/h	Local Time
1		42.968	28.300	38.607		178,2	11:48'29.888	8	38.275	37.565	25.092	34.593	2'15.525	193,2	12:04'10.577
32° 7 N. SETTIMO (2'15.701)															
Lap	Seg.1	Seg.2	Seg.3	Seg.4	Lap Time	km/h	Local Time	Lap	Seg.1	Seg.2	Seg.3	Seg.4	Lap Time	km/h	Local Time
1								1		44.704	28.752	37.473		183,1	11:47'57.904

13/04/2018 P = Pits In/Out - C = Lap Time Cancelled

These data/results cannot be reproduced, stored and/or transmitted in whole or in part by any manner of electronic, mechanical, photocopying, recording, broadcasting or otherwise now known or herein after developed without the previous express consent by the copyright owner, except for reproduction in daily press and regular printed publications on sale to the public within 60 days of the event related to those data/results and always provided that copyright symbol appears together as follows below.

© DORNA WSBK ORGANIZATION Srl 2018



Official Fuel Supplier

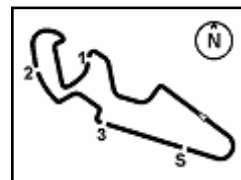


FKR PERGOIA TIMING

Official Tyre Supplier



Official Timekeeper



Spanish Round, 13-14-15 April 2018

World Supersport 300 - Chronological Analysis Free Practice 1st Session

MotorLand Aragon 5.077 m

5 / 5

Lap	Seg.1	Seg.2	Seg.3	Seg.4	Lap Time	km/h	Local Time
2	41.741	40.538	26.061	36.647	2'24.987	184,3	11:50'22.891
3	40.232	39.377	25.681	35.681	2'20.971	187,2	11:52'43.862
4	39.419	38.898	25.480	36.013	2'19.810	184,0	11:55'03.672
5	38.825	37.975	24.992	35.164	2'16.956	190,1	11:57'20.628
6	38.348	37.743	24.933	35.161	2'16.185	193,5	11:59'36.813
7	38.267	37.798	24.589	35.047	2'15.701	187,2	12:01'52.514
8	38.608	37.905	24.720	35.207	2'16.440	193,5	12:04'08.954
9	38.276	38.222	28.971	45.603	2'31.072CP	189,1	12:06'40.026
10	3'44.287	38.907	25.201	35.274	5'23.669P	192,5	12:12'03.695
11	38.424	37.774	25.292	34.740	2'16.230	195,7	12:14'19.925
12	37.959	38.597	24.927	35.354	2'16.837	187,8	12:16'36.762
13	38.582	37.870	25.029	35.793	2'17.274	187,2	12:18'54.036
14	38.428	37.946	24.545	35.422	2'16.341	185,9	12:21'10.377

40° 13 D. IOZZO (2'19.688)							
Lap	Seg.1	Seg.2	Seg.3	Seg.4	Lap Time	km/h	Local Time
1			42.813		28.198	37.279	185,6 11:47'49.251
2	41.122	39.772	25.498	35.994	2'22.386	189,8	11:50'11.637
3					17'17.423CP		12:07'29.060
4	6'35.005	46.367	30.212	39.461	8'31.045P	178,8	12:16'00.105
5	44.082	40.993	27.265	37.067	2'29.407	183,1	12:18'29.512
6	41.091	38.748	24.974	34.875	2'19.688	196,7	12:20'49.200

36° 79 T. ALONSO (2'15.786)							
Lap	Seg.1	Seg.2	Seg.3	Seg.4	Lap Time	km/h	Local Time
1		45.054	29.419	37.851		177,9	11:49'28.094
2	41.195	41.025	26.485	36.946	2'25.651	178,2	11:51'53.745
3	39.741	39.138	25.415	36.685	2'20.979	177,3	11:54'14.724
4	41.510	38.578	25.337	35.918	2'21.343	183,4	11:56'36.067
5	38.815	38.437	25.268	36.304	2'18.824	180,3	11:58'54.891
6	38.772	37.792	24.930	36.303	2'17.797	178,2	12:01'12.688
7	38.857	37.889	24.784	36.176	2'17.706	179,4	12:03'30.394
8	38.666	37.983	25.015	56.068	2'37.732CP	155,0	12:06'08.126
9	4'53.484	38.149	43.436	36.896	6'51.965P	180,9	12:13'00.091
10	38.772	38.272	24.705	35.599	2'17.348	182,7	12:15'17.439
11	38.309	37.787	24.478	35.538	2'16.112	184,6	12:17'33.551
12	38.300	37.423	24.471	35.592	2'15.786	183,7	12:19'49.337

37° 44 S. LOCHOFF (2'15.848)							
Lap	Seg.1	Seg.2	Seg.3	Seg.4	Lap Time	km/h	Local Time
1		42.207	27.791	38.525		177,6	11:50'10.158
2	39.762	39.003	25.642	36.354	2'20.761	179,1	11:52'30.919
3	38.817	38.001	25.236	36.999	2'19.053	176,5	11:54'49.972
4	40.128	47.990	25.565	35.508	2'29.191	190,5	11:57'19.163
5	38.388	38.403	25.329	35.718	2'17.838	183,7	11:59'37.001
6	38.566	38.205	25.293	35.760	2'17.824	183,4	12:01'54.825
7	42.779	37.925	24.975	35.725	2'21.404	185,6	12:04'16.229
8	38.940	42.954	29.971	48.321	2'40.186CP	149,2	12:06'56.415
9	4'06.336	38.263	25.134	35.542	5'45.275P	188,2	12:12'41.690
10	38.818	37.852	24.864	35.285	2'16.819	187,5	12:14'58.509
11	38.304	37.588	24.779	35.177	2'15.848	190,5	12:17'14.357
12	41.446	37.890	24.775	36.081	2'20.192	184,9	12:19'34.549

38° 84 J. OVERBEEKE (2'16.058)							
Lap	Seg.1	Seg.2	Seg.3	Seg.4	Lap Time	km/h	Local Time
1		44.099	28.571	44.513		178,2	11:47'43.882
2	1'17.238	39.684	26.038	37.782	3'00.742P	178,5	11:50'44.624
3	42.474	39.489	26.070	40.363	2'28.396P	180,3	11:53'13.020
4	2'19.140	38.509	25.453	36.713	3'59.815P	179,1	11:57'12.835
5	39.073	37.478	24.424	35.740	2'16.715	184,9	11:59'29.550
6	38.520	37.467	24.500	35.571	2'16.058	183,1	12:01'45.608
7	38.558	37.636	25.407	35.523	2'17.124	184,0	12:04'02.732
8	38.375	37.277	27.862	49.177	2'32.691CP	151,3	12:06'35.423
9	4'42.723	38.227	24.733	36.025	6'21.708P	182,7	12:12'57.131
10	38.708	38.226	25.489	36.561	2'18.984	175,9	12:15'16.115
11	38.070	37.966	24.950	35.587	2'16.573	184,3	12:17'32.688
12	38.477	37.543	24.670	36.173	2'16.863	180,3	12:19'49.551

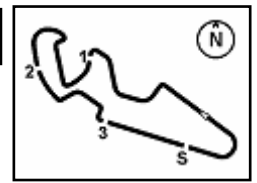
39° 89 A. CARRASCO (2'17.039)							
Lap	Seg.1	Seg.2	Seg.3	Seg.4	Lap Time	km/h	Local Time
1		41.721	27.396	37.129		179,1	11:52'00.001
2	40.545	39.226	25.841	36.807	2'22.419	177,9	11:54'22.420
3	39.355	38.493	25.311	42.460	2'25.619P	179,4	11:56'48.039

13/04/2018 P = Pits In/Out - C = Lap Time Cancelled

These data/results cannot be reproduced, stored and/or transmitted in whole or in part by any manner of electronic, mechanical, photocopying, recording, broadcasting or otherwise now known or herein after developed without the previous express consent by the copyright owner, except for reproduction in daily press and regular printed publications on sale to the public within 60 days of the event related to those data/results and always provided that copyright symbol appears together as follows below.

© DORNA WSBK ORGANIZATION Srl 2018





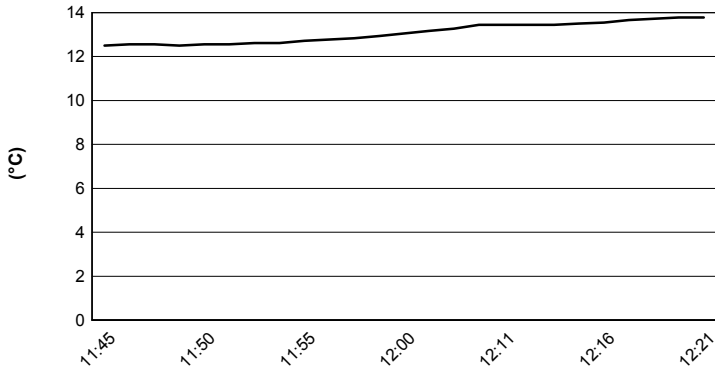
MotorLand Aragon 5.077 m

Spanish Round, 13-14-15 April 2018

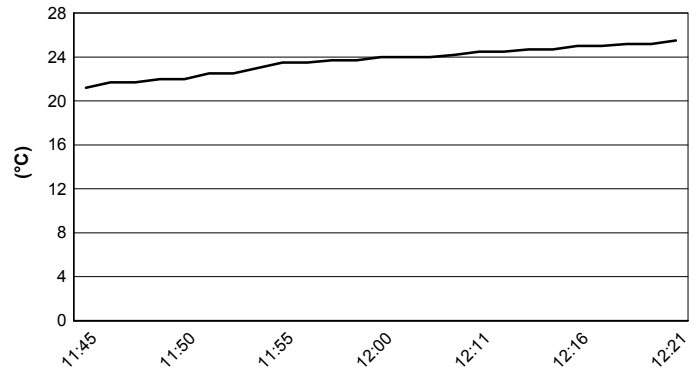
World Supersport 300 - Weather Report Free Practice 1st Session

Session started 11:45 - Session ended 12:21

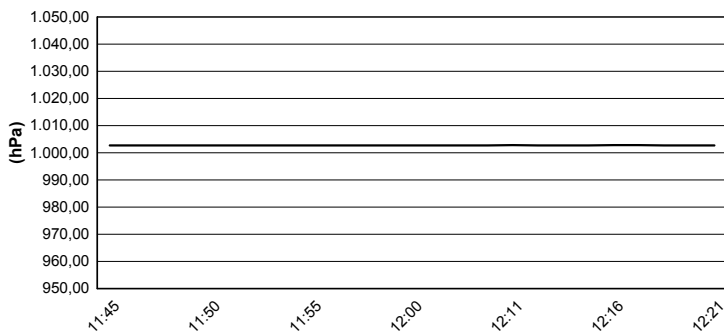
Air Temperature



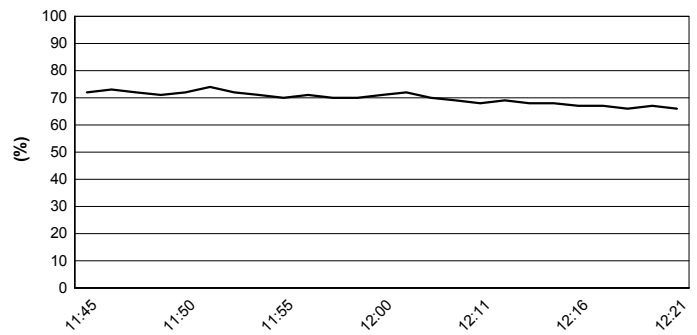
Track Temperature



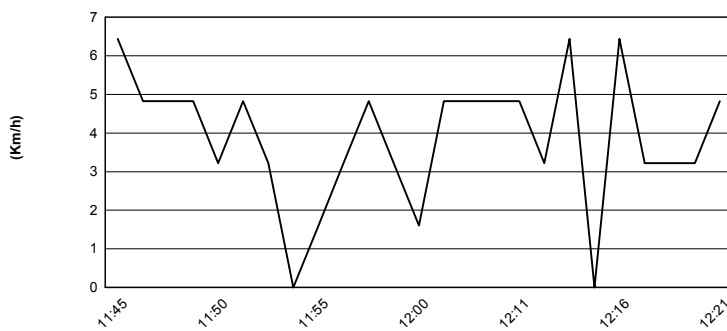
Air Pressure



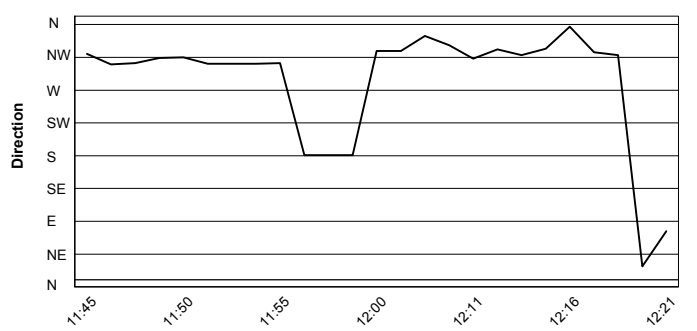
Humidity



Wind Speed



Wind Direction



13/04/2018

These data/results cannot be reproduced, stored and/or transmitted in whole or in part by any manner of electronic, mechanical, photocopying, recording, broadcasting or otherwise now known or herein after developed without the previous express consent by the copyright owner, except for reproduction in daily press and regular printed publications on sale to the public within 60 days of the event related to those data/results and always provided that copyright symbol appears together as follows below.

© DORNA WSBK ORGANIZATION Srl 2018



Official Fuel Supplier



FICR PERUGIA TIMING

Official Tyre Supplier



SWISS WATCHES SINCE 1853

Official Timekeeper