

Spanish Round, 13-14-15 April 2018

World Supersport 300 - Free Practices Combined Results

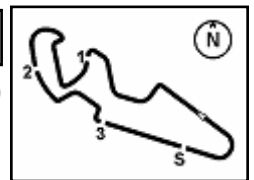
No.	Rider	Nat	Team	Bike	FP1	FP2	Time	Gap	Rel.	Avg Laps
1	71 T. EDWARDS	AUS	Nutec - Benjan - Kawasaki	Kawasaki Ninja 400	2'08.752	2'23.680	2'08.752			141,957 24
2	6 R. SCHOTMAN	NED	Motoport Kawasaki	Kawasaki Ninja 400	2'08.972	2'20.790	2'08.972	0.220	0.220	141,714 21
3	43 L. GRUNWALD	GER	Freudenberg KTM WorldSSP Team	KTM RC 390 R	2'09.155	2'22.630	2'09.155	0.403	0.183	141,514 19
4	95 S. DEROUE	NED	Motoport Kawasaki	Kawasaki Ninja 400	2'09.235	2'23.743	2'09.235	0.483	0.080	141,426 14
5	2 A. CARRASCO	ESP	DS Junior Team	Kawasaki Ninja 400	2'10.123	2'24.615	2'10.123	1.371	0.888	140,461 19
6	17 K. MEUFFELS	NED	KTM Fortron Junior Team	KTM RC 390 R	2'10.132		2'10.132	1.380	0.009	140,451 13
7	21 B. SANCHEZ	ESP	ETG Racing	Kawasaki Ninja 400	2'10.487		2'10.487	1.735	0.355	140,069 13
8	8 M. PEREIRO	ESP	Kawasaki ParkinGO Team	Kawasaki Ninja 400	2'10.488	2'21.764	2'10.488	1.736	0.001	140,068 15
9	20 D. LOUREIRO	RSA	DS Junior Team	Kawasaki Ninja 400	2'10.698	2'23.109	2'10.698	1.946	0.210	139,843 21
10	55 G. HENDRA PRATAMA	INA	BIBLION YAMAHA MOTOXRACING	Yamaha YZF-R3	2'10.850	2'20.864	2'10.850	2.098	0.152	139,681 19
11	15 G. VAN STRAALLEN	NED	KTM Fortron Racing Team	KTM RC 390 R	2'10.922	2'25.940	2'10.922	2.170	0.072	139,604 17
12	97 M. KAPPLER	GER	Freudenberg KTM WorldSSP Team	KTM RC 390 R	2'11.079	2'25.530	2'11.079	2.327	0.157	139,437 22
13	99 P. GRASSIA	ITA	BIBLION YAMAHA MOTOXRACING	Yamaha YZF-R3	2'11.125	2'22.429	2'11.125	2.373	0.046	139,388 19
14	22 M. KALININ	UKR	GP Project Team	Kawasaki Ninja 400	2'11.169	2'25.510	2'11.169	2.417	0.044	139,341 21
15	33 D. VALLE	ESP	BCD Yamaha MS Racing	Yamaha YZF-R3	2'11.627		2'11.627	2.875	0.458	138,856 11
16	93 W. KHAN	NED	Nutec - Benjan - Kawasaki	Kawasaki Ninja 400	2'11.643	2'19.024	2'11.643	2.891	0.016	138,839 25
17	14 E. DE LA VEGA	FRA	GP Project Team	Kawasaki Ninja 400	2'11.736	2'22.275	2'11.736	2.984	0.093	138,741 21
18	16 M. LUNA BAYEN	ESP	C.M. Racing A.S.D.	Kawasaki Ninja 400	2'11.976	2'23.636	2'11.976	3.224	0.240	138,489 24
19	81 M. GONZALEZ	ESP	Pertantina Almeria BCD Junior Team by MS	Yamaha YZF-R3	2'12.459		2'12.459	3.707	0.483	137,984 11
20	69 M. HERRERA	ESP	BCD Yamaha MS Racing	Yamaha YZF-R3	2'12.540		2'12.540	3.788	0.081	137,900 11
21	78 J. FORAY	FRA	ETG Racing	Kawasaki Ninja 400	2'12.814		2'12.814	4.062	0.274	137,615 8
22	27 F. ROVELLI	ITA	Kawasaki ParkinGO Team	Kawasaki Ninja 400	2'13.013	2'22.744	2'13.013	4.261	0.199	137,409 15
23	28 D. KOOPMAN	NED	GRT Yamaha WorldSSP300 Team	Yamaha YZF-R3	2'13.294	2'23.108	2'13.294	4.542	0.281	137,119 23
24	64 H. DE CANCELLIS	FRA	Team Toth - Yart	Yamaha YZF-R3	2'13.336	2'25.711	2'13.336	4.584	0.042	137,076 21
25	41 J. JÄHNIG	GER	Freudenberg KTM Junior Team	KTM RC 390 R	2'13.582	2'34.055	2'13.582	4.830	0.246	136,824 13
26	36 B. NEILA	ESP	BCD Yamaha MS Racing	Yamaha YZF-R3	2'14.202		2'14.202	5.450	0.620	136,192 11
27	5 R. VOS	NED	KTM Fortron Racing Team	KTM RC 390 R	2'14.430		2'14.430	5.678	0.228	135,961 12
28	12 A. RUSMIPUTRO	INA	Pertamina Almeria BCD by MS Racing	Yamaha YZF-R3	2'14.480		2'14.480	5.728	0.050	135,910 9
29	18 A. MURLEY	GBR	Team Toth - Yart	Yamaha YZF-R3	2'14.561		2'14.561	5.809	0.081	135,828 10
30	19 L. BERNARDI	ITA	Team Trasimeno	Yamaha YZF-R3	2'14.809	2'32.085	2'14.809	6.057	0.248	135,578 11
31	30 D. BLIN	POL	Polish Talent Team	Yamaha YZF-R3	2'15.275	2'23.534	2'15.275	6.523	0.466	135,111 22
32	96 I. PRATNA	INA	TERRA E MOTO	Yamaha YZF-R3	2'15.280	2'26.538	2'15.280	6.528	0.005	135,106 21
33	54 F. FULIGNI	ITA	GRT Yamaha WorldSSP300 Team	Yamaha YZF-R3	2'15.351	2'22.713	2'15.351	6.599	0.071	135,036 23
34	58 T. FINOCCHIARO	GBR	Scuderia Maranga Racing	Honda CBR500R	2'15.525		2'15.525	6.773	0.174	134,862 12
35	7 N. SETTIMO	ITA	Scuderia Maranga Racing	Honda CBR500R	2'15.701		2'15.701	6.949	0.176	134,687 13
36	79 T. ALONSO	POR	Samurai-YART Racing	Yamaha YZF-R3	2'15.786		2'15.786	7.034	0.085	134,603 11
37	44 S. LOCHOFF	RSA	Samurai-YART Racing	Yamaha YZF-R3	2'15.848		2'15.848	7.096	0.062	134,542 11
38	84 J. OVERBEEKE	NED	Team Trasimeno	Yamaha YZF-R3	2'16.058	2'31.455	2'16.058	7.306	0.210	134,334 14
39	89 A. CARRASCO	ESP	ARCO-MotoR UPV University Team	Yamaha YZF-R3	2'17.039	2'21.689	2'17.039	8.287	0.981	133,372 21
40	13 D. IOZZO	RSA	Racedays	Honda CBR500R	2'19.688	2'25.867	2'19.688	10.936	2.649	130,843 16

13/04/2018

These data/results cannot be reproduced, stored and/or transmitted in whole or in part by any manner of electronic, mechanical, photocopying, recording, broadcasting or otherwise now known or herein after developed without the previous express consent by the copyright owner, except for reproduction in daily press and regular printed publications on sale to the public within 60 days of the event related to those data/results and always provided that copyright symbol appears together as follows below.

© DORNA WSBK ORGANIZATION Srl 2018





Spanish Round, 13-14-15 April 2018

World Supersport 300 - Results Free Practice 2nd Session

No.	Rider	Nat	Team	Bike	Time	Gap	Rel.	Laps	Speed	
									Avg	Max
1	93 W. KHAN	NED	Nutec - Benjan - Kawasaki	Kawasaki Ninja 400	2'19.024			12	131,468	194,6
2	6 R. SCHOTMAN	NED	Motoport Kawasaki	Kawasaki Ninja 400	2'20.790	1.766	1.766	9	129,819	196,7
3	55 G. HENDRA PRATAMA	INA	BIBLION YAMAHA MOTOXRACING	Yamaha YZF-R3	2'20.864	1.840	0.074	8	129,751	187,5
4	89 A. CARRASCO	ESP	ARCO-MotoR UPV University Team	Yamaha YZF-R3	2'21.689	2.665	0.825	11	128,995	180,0
5	8 M. PEREZ	ESP	Kawasaki ParkinGO Team	Kawasaki Ninja 400	2'21.764	2.740	0.075	8	128,927	190,5
6	14 E. DE LA VEGA	FRA	GP Project Team	Kawasaki Ninja 400	2'22.275	3.251	0.511	8	128,464	192,9
7	99 P. GRASSIA	ITA	BIBLION YAMAHA MOTOXRACING	Yamaha YZF-R3	2'22.429	3.405	0.154	8	128,325	184,9
8	43 L. GRUNWALD	GER	Freudenberg KTM WorldSSP Team	KTM RC 390 R	2'22.630	3.606	0.201	7	128,144	193,5
9	54 F. FULIGNI	ITA	GRT Yamaha WorldSSP300 Team	Yamaha YZF-R3	2'22.713	3.689	0.083	11	128,070	183,4
10	27 F. ROVELLI	ITA	Kawasaki ParkinGO Team	Kawasaki Ninja 400	2'22.744	3.720	0.031	8	128,042	189,5
11	28 D. KOOPMAN	NED	GRT Yamaha WorldSSP300 Team	Yamaha YZF-R3	2'23.108	4.084	0.364	11	127,716	185,9
12	20 D. LOUREIRO	RSA	DS Junior Team	Kawasaki Ninja 400	2'23.109	4.085	0.001	9	127,715	198,9
13	30 D. BLIN	POL	Polish Talent Team	Yamaha YZF-R3	2'23.534	4.510	0.425	10	127,337	191,2
14	16 M. LUNA BAYEN	ESP	C.M. Racing A.S.D.	Kawasaki Ninja 400	2'23.636	4.612	0.102	11	127,247	191,8
15	71 T. EDWARDS	AUS	Nutec - Benjan - Kawasaki	Kawasaki Ninja 400	2'23.680	4.656	0.044	11	127,208	195,3
16	95 S. DEROUE	NED	Motoport Kawasaki	Kawasaki Ninja 400	2'23.743	4.719	0.063	8	127,152	193,5
17	2 A. CARRASCO	ESP	DS Junior Team	Kawasaki Ninja 400	2'24.615	5.591	0.872	7	126,385	194,6
18	22 M. KALININ	UKR	GP Project Team	Kawasaki Ninja 400	2'25.510	6.486	0.895	8	125,608	188,8
19	97 M. KAPPLER	GER	Freudenberg KTM WorldSSP Team	KTM RC 390 R	2'25.530	6.506	0.020	9	125,591	189,5
20	64 H. DE CANCELLIS	FRA	Team Toth - Yart	Yamaha YZF-R3	2'25.711	6.687	0.181	9	125,435	182,1
21	13 D. IOZZO	RSA	Racedays	Honda CBR500R	2'25.867	6.843	0.156	11	125,300	183,7
22	15 G. VAN STRAALLEN	NED	KTM Fortron Racing Team	KTM RC 390 R	2'25.940	6.916	0.073	6	125,238	186,2
23	96 I. PRATNA	INA	TERRA E MOTO	Yamaha YZF-R3	2'26.538	7.514	0.598	9	124,727	184,9
----- Out 107% in this Session -----										
24	84 J. OVERBEEKE	NED	Team Trasimeno	Yamaha YZF-R3	2'31.455	12.431	4.917	3	120,677	171,2
25	19 L. BERNARDI	ITA	Team Trasimeno	Yamaha YZF-R3	2'32.085	13.061	0.630	2	120,178	176,8
26	41 J. JÄHNIG	GER	Freudenberg KTM Junior Team	KTM RC 390 R	2'34.055	15.031	1.970	7	118,641	191,8
27	78 J. FORAY	FRA	ETG Racing	Kawasaki Ninja 400				2		184,6
28	12 A. RUSMIPUTRO	INA	Pertamina Almeria BCD by MS Racing	Yamaha YZF-R3				0		
29	18 A. MURLEY	GBR	Team Toth - Yart	Yamaha YZF-R3				0		
30	7 N. SETTIMO	ITA	Scuderia Maranga Racing	Honda CBR500R				0		
31	5 R. VOS	NED	KTM Fortron Racing Team	KTM RC 390 R				0		
32	17 K. MEUFFELS	NED	KTM Fortron Junior Team	KTM RC 390 R				0		
33	21 B. SANCHEZ	ESP	ETG Racing	Kawasaki Ninja 400				0		
34	36 B. NEILA	ESP	BCD Yamaha MS Racing	Yamaha YZF-R3				0		
35	44 S. LOCHOFF	RSA	Samurai-YART Racing	Yamaha YZF-R3				0		
36	58 T. FINOCCHIARO	GBR	Scuderia Maranga Racing	Honda CBR500R				0		
37	69 M. HERRERA	ESP	BCD Yamaha MS Racing	Yamaha YZF-R3				0		
38	79 T. ALONSO	POR	Samurai-YART Racing	Yamaha YZF-R3				0		
39	81 M. GONZALEZ	ESP	Pertantina Almeria BCD Junior Team by MS	Yamaha YZF-R3				0		
40	33 D. VALLE	ESP	BCD Yamaha MS Racing	Yamaha YZF-R3				0		

Qualifying Lap Time (107% of 2'19.024): 2'28.757

AIR	Humidity:	63%	Temp:	13°C
TRACK	Condition:	Dry	Temp:	22°C

Records	Pole (SP2)	2017 S.Deroue	2'12.712	137,720	Km/h
	Race (RC)	2017 M.Perez	2'13.610	136,800	Km/h
	Circuit (FP1)	2018 T.Edwards	2'08.752	141,960	Km/h

Start 13/04/2018 17:00 End 17:32 The results are provisional until the end of the time limit for protests and appeals and the completion of the technical checks.

These data/results cannot be reproduced, stored and/or transmitted in whole or in part by any manner of electronic, mechanical, photocopying, recording, broadcasting or otherwise now known or herein after developed without the previous express consent by the copyright owner, except for reproduction in daily press and regular printed publications on sale to the public within 60 days of the event related to those data/results and always provided that copyright symbol appears together as follows below.

© DORNA WSBK ORGANIZATION Srl 2018



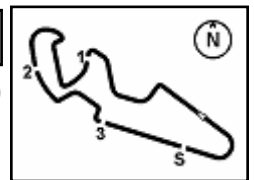
Official Fuel Supplier



Official Tyre Supplier



Official Timekeeper



Spanish Round, 13-14-15 April 2018

World Supersport 300 - Results Free Practice 2nd Session

Session Highlights

Local Time	No. Rider	Description
16.57.29		Wet Practice
17.00.00		Start
17.08.44	96 I. PRATNA	On the Gravel - Re-Joined - Turn 12
17.12.04	19 L. BERNARDI	Crashed - Turn 2
17.25.30	78 J. FORAY	Crashed - Turn 5
17.32.25		End Of Session

Fastest Laps Sequence

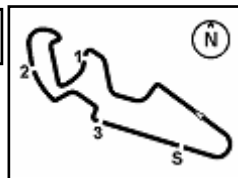
No.	Rider	Nat	Team	Bike	Local Time	Time	Gap	Avg
93	W. KHAN	NED	Nutec - Benjan - Kawasaki	Kawasaki Ninja 400	17:05'49.284	2'33.479		119,086
89	A. CARRASCO	ESP	ARCO-MotoR UPV University Team	Yamaha YZF-R3	17:07'27.988	2'30.897	-2.582	121,124
93	W. KHAN	NED	Nutec - Benjan - Kawasaki	Kawasaki Ninja 400	17:08'18.112	2'28.828	-2.069	122,808
89	A. CARRASCO	ESP	ARCO-MotoR UPV University Team	Yamaha YZF-R3	17:09'56.209	2'28.221	-0.607	123,310
93	W. KHAN	NED	Nutec - Benjan - Kawasaki	Kawasaki Ninja 400	17:10'45.417	2'27.305	-0.916	124,077
89	A. CARRASCO	ESP	ARCO-MotoR UPV University Team	Yamaha YZF-R3	17:12'21.869	2'25.660	-1.645	125,479
55	G. HENDRA PRATAMA	INA	BIBLION YAMAHA MOTOXRACING	Yamaha YZF-R3	17:15'28.591	2'24.324	-1.336	126,640
93	W. KHAN	NED	Nutec - Benjan - Kawasaki	Kawasaki Ninja 400	17:17'58.794	2'21.920	-2.404	128,785
93	W. KHAN	NED	Nutec - Benjan - Kawasaki	Kawasaki Ninja 400	17:20'20.438	2'21.644	-0.276	129,036
93	W. KHAN	NED	Nutec - Benjan - Kawasaki	Kawasaki Ninja 400	17:22'41.302	2'20.864	-0.780	129,751
93	W. KHAN	NED	Nutec - Benjan - Kawasaki	Kawasaki Ninja 400	17:25'01.264	2'19.962	-0.902	130,587
93	W. KHAN	NED	Nutec - Benjan - Kawasaki	Kawasaki Ninja 400	17:27'20.971	2'19.707	-0.255	130,825
93	W. KHAN	NED	Nutec - Benjan - Kawasaki	Kawasaki Ninja 400	17:29'39.995	2'19.024	-0.683	131,468

Start 13/04/2018 17:00 End 17:32 The results are provisional until the end of the time limit for protests and appeals and the completion of the technical checks.

These data/results cannot be reproduced, stored and/or transmitted in whole or in part by any manner of electronic, mechanical, photocopying, recording, broadcasting or otherwise now known or herein after developed without the previous express consent by the copyright owner, except for reproduction in daily press and regular printed publications on sale to the public within 60 days of the event related to those data/results and always provided that copyright symbol appears together as follows below.

© DORNA WSBK ORGANIZATION Srl 2018





Spanish Round, 13-14-15 April 2018

World Supersport 300 - Best Sectors & Speed Free Practice 2nd Session

MotorLand Aragon 5.077 m

BEST LAP

1	93 W. KHAN	Kawasaki Ninja 400	2'19.024
2	6 R. SCHOTMAN	Kawasaki Ninja 400	2'20.790
3	55 G. HENDRA PRATAMA	Yamaha YZF-R3	2'20.864
4	89 A. CARRASCO	Yamaha YZF-R3	2'21.689
5	8 M. PEREZ	Kawasaki Ninja 400	2'21.764
6	14 E. DE LA VEGA	Kawasaki Ninja 400	2'22.275
7	99 P. GRASSIA	Yamaha YZF-R3	2'22.429
8	43 L. GRUNWALD	KTM RC 390 R	2'22.630
9	54 F. FULIGNI	Yamaha YZF-R3	2'22.713
10	27 F. ROVELLI	Kawasaki Ninja 400	2'22.744
11	28 D. KOOPMAN	Yamaha YZF-R3	2'23.108
12	20 D. LOUREIRO	Kawasaki Ninja 400	2'23.109
13	30 D. BLIN	Yamaha YZF-R3	2'23.534
14	16 M. LUNA BAYEN	Kawasaki Ninja 400	2'23.636
15	71 T. EDWARDS	Kawasaki Ninja 400	2'23.680
16	95 S. DEROUE	Kawasaki Ninja 400	2'23.743
17	2 A. CARRASCO	Kawasaki Ninja 400	2'24.615
18	22 M. KALININ	Kawasaki Ninja 400	2'25.510
19	97 M. KAPPLER	KTM RC 390 R	2'25.530
20	64 H. DE CANCELLIS	Yamaha YZF-R3	2'25.711
21	13 D. IOZZO	Honda CBR500R	2'25.867
22	15 G. VAN STRAALEN	KTM RC 390 R	2'25.940
23	96 I. PRATNA	Yamaha YZF-R3	2'26.538
24	84 J. OVERBEEKE	Yamaha YZF-R3	2'31.455
25	19 L. BERNARDI	Yamaha YZF-R3	2'32.085
26	41 J. JÄHNIG	KTM RC 390 R	2'34.055
27	12 A. RUSMIPUTRO	Yamaha YZF-R3	
28	79 T. ALONSO	Yamaha YZF-R3	
29	69 M. HERRERA	Yamaha YZF-R3	
30	58 T. FINOCCHIARO	Honda CBR500R	
31	44 S. LOCHOFF	Yamaha YZF-R3	
32	36 B. NEILA	Yamaha YZF-R3	
33	33 D. VALLE	Yamaha YZF-R3	
34	21 B. SANCHEZ	Kawasaki Ninja 400	
35	17 K. MEUFFELS	KTM RC 390 R	
36	81 M. GONZALEZ	Yamaha YZF-R3	
37	7 N. SETTIMO	Honda CBR500R	
38	5 R. VOS	KTM RC 390 R	
39	78 J. FORAY	Kawasaki Ninja 400	
40	18 A. MURLEY	Yamaha YZF-R3	

SPEED

1	20 D. LOUREIRO	Kawasaki Ninja 400	198,9
2	6 R. SCHOTMAN	Kawasaki Ninja 400	196,7
3	71 T. EDWARDS	Kawasaki Ninja 400	195,3
4	93 W. KHAN	Kawasaki Ninja 400	194,6
5	2 A. CARRASCO	Kawasaki Ninja 400	194,6
6	43 L. GRUNWALD	KTM RC 390 R	193,5
7	95 S. DEROUE	Kawasaki Ninja 400	193,5
8	14 E. DE LA VEGA	Kawasaki Ninja 400	192,9
9	41 J. JÄHNIG	KTM RC 390 R	191,8
10	16 M. LUNA BAYEN	Kawasaki Ninja 400	191,8
11	30 D. BLIN	Yamaha YZF-R3	191,2
12	8 M. PEREZ	Kawasaki Ninja 400	190,5
13	97 M. KAPPLER	KTM RC 390 R	189,5
14	27 F. ROVELLI	Kawasaki Ninja 400	189,5
15	22 M. KALININ	Kawasaki Ninja 400	188,8
16	55 G. HENDRA PRATAMA	Yamaha YZF-R3	187,5
17	15 G. VAN STRAALEN	KTM RC 390 R	186,2
18	28 D. KOOPMAN	Yamaha YZF-R3	185,9
19	99 P. GRASSIA	Yamaha YZF-R3	184,9
20	96 I. PRATNA	Yamaha YZF-R3	184,9
21	78 J. FORAY	Kawasaki Ninja 400	184,6
22	13 D. IOZZO	Honda CBR500R	183,7
23	54 F. FULIGNI	Yamaha YZF-R3	183,4
24	64 H. DE CANCELLIS	Yamaha YZF-R3	182,1
25	89 A. CARRASCO	Yamaha YZF-R3	180,0
26	19 L. BERNARDI	Yamaha YZF-R3	176,8
27	84 J. OVERBEEKE	Yamaha YZF-R3	171,2

SEG. 1

1	93 W. KHAN	39.541
2	6 R. SCHOTMAN	39.772
3	55 G. HENDRA PRATAMA	39.786
4	8 M. PEREZ	40.014
5	43 L. GRUNWALD	40.189
6	89 A. CARRASCO	40.239
7	99 P. GRASSIA	40.259
8	14 E. DE LA VEGA	40.285
9	54 F. FULIGNI	40.436
10	28 D. KOOPMAN	40.575
11	30 D. BLIN	40.719
12	95 S. DEROUE	40.773
13	27 F. ROVELLI	40.802
14	71 T. EDWARDS	40.869
15	20 D. LOUREIRO	40.869
16	15 G. VAN STRAALEN	40.896
17	16 M. LUNA BAYEN	40.933
18	13 D. IOZZO	41.040
19	97 M. KAPPLER	41.186
20	22 M. KALININ	41.215
21	64 H. DE CANCELLIS	41.280
22	2 A. CARRASCO	41.437
23	96 I. PRATNA	41.615
24	84 J. OVERBEEKE	42.310
25	19 L. BERNARDI	43.139
26	41 J. JÄHNIG	44.150
27	78 J. FORAY	47.450

SEG. 2

1	93 W. KHAN	38.567
2	55 G. HENDRA PRATAMA	38.953
3	99 P. GRASSIA	39.060
4	89 A. CARRASCO	39.066
5	6 R. SCHOTMAN	39.169
6	27 F. ROVELLI	39.262
7	8 M. PEREZ	39.266
8	30 D. BLIN	39.358
9	43 L. GRUNWALD	39.451
10	54 F. FULIGNI	39.458
11	28 D. KOOPMAN	39.478
12	71 T. EDWARDS	39.665
13	16 M. LUNA BAYEN	39.796
14	95 S. DEROUE	39.833
15	14 E. DE LA VEGA	39.846
16	2 A. CARRASCO	40.010
17	20 D. LOUREIRO	40.082
18	22 M. KALININ	40.139
19	13 D. IOZZO	40.445
20	97 M. KAPPLER	40.526
21	64 H. DE CANCELLIS	40.685
22	96 I. PRATNA	40.705
23	15 G. VAN STRAALEN	40.942
24	84 J. OVERBEEKE	41.588
25	19 L. BERNARDI	42.076
26	41 J. JÄHNIG	43.044
27	78 J. FORAY	45.081

SEG. 3

1	93 W. KHAN	25.576
2	89 A. CARRASCO	25.606
3	55 G. HENDRA PRATAMA	25.707
4	8 M. PEREZ	26.082
5	99 P. GRASSIA	26.127
6	6 R. SCHOTMAN	26.194
7	28 D. KOOPMAN	26.226
8	14 E. DE LA VEGA	26.242
9	27 F. ROVELLI	26.261
10	16 M. LUNA BAYEN	26.276
11	64 H. DE CANCELLIS	26.277
12	43 L. GRUNWALD	26.394
13	54 F. FULIGNI	26.408
14	13 D. IOZZO	26.699
15	20 D. LOUREIRO	26.723
16	71 T. EDWARDS	26.837
17	96 I. PRATNA	26.911
18	95 S. DEROUE	26.989
19	30 D. BLIN	27.035
20	15 G. VAN STRAALEN	27.094
21	22 M. KALININ	27.189
22	2 A. CARRASCO	27.272
23	84 J. OVERBEEKE	27.563
24	97 M. KAPPLER	27.610
25	19 L. BERNARDI	28.156
26	41 J. JÄHNIG	29.237
27	78 J. FORAY	29.338

SEG. 4

1	93 W. KHAN	35.185
2	20 D. LOUREIRO	35.435
3	43 L. GRUNWALD	35.490
4	6 R. SCHOTMAN	35.655
5	2 A. CARRASCO	35.686
6	14 E. DE LA VEGA	35.902
7	71 T. EDWARDS	35.974
8	55 G. HENDRA PRATAMA	36.070
9	95 S. DEROUE	36.148
10	97 M. KAPPLER	36.193
11	30 D. BLIN	36.321
12	54 F. FULIGNI	36.345
13	8 M. PEREZ	36.402
14	28 D. KOOPMAN	36.417
15	27 F. ROVELLI	36.419
16	16 M. LUNA BAYEN	36.631
17	89 A. CARRASCO	36.649
18	99 P. GRASSIA	36.674
19	15 G. VAN STRAALEN	36.742
20	22 M. KALININ	36.967
21	96 I. PRATNA	37.307
22	41 J. JÄHNIG	37.370
23	13 D. IOZZO	37.455
24	64 H. DE CANCELLIS	37.469
25	19 L. BERNARDI	38.714
26	78 J. FORAY	38.929
27	84 J. OVERBEEKE	38.938

13/04/2018

These data/results cannot be reproduced, stored and/or transmitted in whole or in part by any manner of electronic, mechanical, photocopying, recording, broadcasting or otherwise now known or herein after developed without the previous express consent by the copyright owner, except for reproduction in daily press and regular printed publications on sale to the public within 60 days of the event related to those data/results and always provided that copyright symbol appears together as follows below.

© DORNA WSBK ORGANIZATION Srl 2018



Official Fuel Supplier

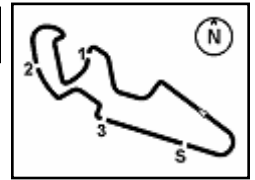


FICR PERUGIA TIMING

Official Tyre Supplier



Official Timekeeper



MotorLand Aragon 5.077 m

Spanish Round, 13-14-15 April 2018

World Supersport 300 - Ideal Times Free Practice 2nd Session

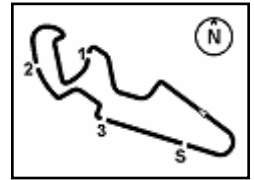
No.	Rider	Nat	Bike	Seg. 1	Seg. 2	Seg. 3	Seg. 4	Ideal Time			
				Diff. 1	Diff. 2	Diff. 3	Diff. 4	Best Lap	Pos.	Diff.	
1	93 W. KHAN	NED	Kawasaki Ninja 400	39.541	38.567 0.075	25.576 0.080	35.185	2'18.869	2'19.024	15	0.155
2	55 G. HENDRA PRATAMA	INA	Yamaha YZF-R3	39.786	38.953 0.348	25.707	36.070	2'20.516	2'20.864	17	0.348
3	6 R. SCHOTMAN	NED	Kawasaki Ninja 400	39.772	39.169	26.194	35.655	2'20.790	2'20.790	16	
4	43 L. GRUNWALD	GER	KTM RC 390 R	40.189	39.451 0.409	26.394 0.217	35.490 0.480	2'21.524	2'22.630	22	1.106
5	89 A. CARRASCO	ESP	Yamaha YZF-R3	40.239	39.066	25.606	36.649 0.129	2'21.560	2'21.689	18	0.129
6	8 M. PEREZ	ESP	Kawasaki Ninja 400	40.014	39.266	26.082	36.402	2'21.764	2'21.764	19	
7	99 P. GRASSIA	ITA	Yamaha YZF-R3	40.259	39.060	26.127	36.674 0.309	2'22.120	2'22.429	21	0.309
8	14 E. DE LA VEGA	FRA	Kawasaki Ninja 400	40.285	39.846	26.242	35.902	2'22.275	2'22.275	20	
9	54 F. FULIGNI	ITA	Yamaha YZF-R3	40.436 0.066	39.458	26.408	36.345	2'22.647	2'22.713	23	0.066
10	28 D. KOOPMAN	NED	Yamaha YZF-R3	40.575	39.478	26.226	36.417 0.412	2'22.696	2'23.108	25	0.412
11	27 F. ROVELLI	ITA	Kawasaki Ninja 400	40.802	39.262	26.261	36.419	2'22.744	2'22.744	24	
12	20 D. LOUREIRO	RSA	Kawasaki Ninja 400	40.869	40.082	26.723	35.435	2'23.109	2'23.109	26	
13	71 T. EDWARDS	AUS	Kawasaki Ninja 400	40.869 0.335	39.665	26.837	35.974	2'23.345	2'23.680	29	0.335
14	30 D. BLIN	POL	Yamaha YZF-R3	40.719	39.358	27.035 0.101	36.321	2'23.433	2'23.534	27	0.101
15	16 M. LUNA BAYEN	ESP	Kawasaki Ninja 400	40.933	39.796	26.276	36.631	2'23.636	2'23.636	28	
16	95 S. DEROUE	NED	Kawasaki Ninja 400	40.773	39.833	26.989	36.148	2'23.743	2'23.743	30	
17	2 A. CARRASCO	ESP	Kawasaki Ninja 400	41.437	40.010	27.272 0.210	35.686	2'24.405	2'24.615	31	0.210
18	22 M. KALININ	UKR	Kawasaki Ninja 400	41.215	40.139	27.189	36.967	2'25.510	2'25.510	32	
19	97 M. KAPPLER	GER	KTM RC 390 R	41.186	40.526	27.610 0.015	36.193	2'25.515	2'25.530	33	0.015
20	13 D. IOZZO	RSA	Honda CBR500R	41.040	40.445	26.699 0.068	37.455 0.160	2'25.639	2'25.867	35	0.228
21	15 G. VAN STRAALEN	NED	KTM RC 390 R	40.896	40.942 0.266	27.094	36.742	2'25.674	2'25.940	36	0.266
22	64 H. DE CANCELLIS	FRA	Yamaha YZF-R3	41.280	40.685	26.277	37.469	2'25.711	2'25.711	34	
23	96 I. PRATNA	INA	Yamaha YZF-R3	41.615	40.705	26.911	37.307	2'26.538	2'26.538	37	
24	84 J. OVERBEEKE	NED	Yamaha YZF-R3	42.310 1.056	41.588	27.563	38.938	2'30.399	2'31.455	38	1.056
25	19 L. BERNARDI	ITA	Yamaha YZF-R3	43.139	42.076	28.156	38.714	2'32.085	2'32.085	39	
26	41 J. JÄHNIG	GER	KTM RC 390 R	44.150 0.254	43.044	29.237	37.370	2'33.801	2'34.055	40	0.254
Overall Ideal Time				39.541	38.567	25.576	35.185	2'18.869			

13/04/2018

These data/results cannot be reproduced, stored and/or transmitted in whole or in part by any manner of electronic, mechanical, photocopying, recording, broadcasting or otherwise now known or herein after developed without the previous express consent by the copyright owner, except for reproduction in daily press and regular printed publications on sale to the public within 60 days of the event related to those data/results and always provided that copyright symbol appears together as follows below.

© DORNA WSBK ORGANIZATION Srl 2018





Spanish Round, 13-14-15 April 2018

World Supersport 300 - Chronological Analysis Free Practice 2nd Session

MotorLand Aragon 5.077 m

1 / 3

1° 93 W. KHAN (2'19.024)							
Lap	Seg.1	Seg.2	Seg.3	Seg.4	Lap Time	km/h	Local Time
1		45.470	29.865	38.858	180,6	17:03'15.805	
2	43.818	42.830	28.726	38.105	2'33.479	183,7	17:05'49.284
3	42.606	41.192	27.726	37.304	2'28.828	185,9	17:08'18.112
4	42.145	41.056	27.156	36.948	2'27.305	185,6	17:10'45.417
5	41.389	41.058	27.599	36.734	2'26.780	186,2	17:13'12.197
6	41.060	40.496	26.628	36.493	2'24.677	186,9	17:15'36.874
7	40.342	39.266	26.258	36.054	2'21.920	188,2	17:17'58.794
8	40.035	39.450	26.180	35.979	2'21.644	187,5	17:20'20.438
9	39.900	38.744	26.156	36.064	2'20.864	185,6	17:22'41.302
10	39.571	38.647	25.844	35.900	2'19.962	186,2	17:25'01.264
11	39.662	38.567	25.576	35.902	2'19.707	189,1	17:27'20.971
12	39.541	38.642	25.656	35.185	2'19.024	194,6	17:29'39.995
13	39.623	40.084	27.895	47.658	2'35.260P	193,5	17:32'15.255

6° 14 E. DE LA VEGA (2'22.275)							
Lap	Seg.1	Seg.2	Seg.3	Seg.4	Lap Time	km/h	Local Time
1		48.651	31.098	40.092	182,7	17:09'31.783	
2	45.315	45.560	29.970	39.587	2'40.432	183,4	17:12'12.215
3	44.294	44.213	28.478	44.649	2'41.634P	186,9	17:14'53.849
4	2'07.898	42.468	28.365	38.259	3'56.990P	185,9	17:18'50.839
5	42.470	41.305	27.436	37.691	2'28.902	186,2	17:21'19.741
6	41.669	41.227	27.236	37.121	2'27.253	184,9	17:23'46.994
7	41.253	40.592	27.032	36.874	2'25.751	187,8	17:26'12.745
8	40.822	40.513	27.067	36.200	2'24.602	192,9	17:28'37.347
9	40.285	39.846	26.242	35.902	2'22.275	191,8	17:30'59.622

2° 6 R. SCHOTMAN (2'20.790)							
Lap	Seg.1	Seg.2	Seg.3	Seg.4	Lap Time	km/h	Local Time
1		43.498	28.790	38.303	185,6	17:10'36.858	
2	42.961	40.939	27.609	36.829	2'28.338	191,8	17:13'05.196
3	41.259	40.804	27.483	36.835	2'26.381	187,2	17:15'31.577
4	40.692	40.420	27.122	36.550	2'24.784	189,5	17:17'56.361
5	40.772	41.060	27.110	36.206	2'25.148	190,8	17:20'21.509
6	40.232	39.711	26.659	36.529	2'23.131	186,9	17:22'44.640
7	40.429	39.782	26.989	36.373	2'23.573	188,2	17:25'08.213
8	40.238	39.433	26.581	36.152	2'22.404	190,1	17:27'30.617
9	40.137	39.726	26.717	36.152	2'22.732	191,8	17:29'53.349
10	39.772	39.169	26.194	35.655	2'20.790	196,7	17:32'14.139

7° 99 P. GRASSIA (2'22.429)							
Lap	Seg.1	Seg.2	Seg.3	Seg.4	Lap Time	km/h	Local Time
1		47.824	32.210	39.015	174,2	17:11'09.352	
2	43.301	41.965	27.969	38.378	2'31.613	179,1	17:13'40.965
3	42.008	40.557	26.812	37.596	2'26.973	177,3	17:16'07.938
4	41.339	40.309	26.815	37.499	2'25.962	178,8	17:18'33.900
5	40.598	39.542	26.341	37.078	2'23.559	184,9	17:20'57.459
6	40.395	39.519	26.223	37.270	2'23.407	176,8	17:23'20.866
7	40.259	39.060	26.127	36.983	2'22.429	178,8	17:25'43.295
8	40.549	39.518	26.699	36.674	2'23.440	181,5	17:28'06.735
9	40.968	39.989	26.520	36.847	2'24.324	182,1	17:30'31.059

3° 55 G. HENDRA PRATAMA (2'20.864)							
Lap	Seg.1	Seg.2	Seg.3	Seg.4	Lap Time	km/h	Local Time
1		43.335	28.566	38.358	182,7	17:10'37.124	
2	42.136	40.728	27.116	37.163	2'27.143	186,5	17:13'04.267
3	40.559	39.699	26.545	37.521	2'24.324	178,5	17:15'28.591
4	45.427	40.557	28.974	36.772	2'31.730	181,8	17:18'00.321
5	40.221	39.323	26.715	36.991	2'23.250	181,8	17:20'23.571
6	39.966	38.953	26.091	36.403	2'21.413	181,8	17:22'44.984
7	40.590	41.855	27.739	48.083	2'38.267P	171,2	17:25'23.251
8	2'24.211	40.182	26.627	36.656	4'07.676P	181,5	17:29'30.927
9	39.786	39.301	25.707	36.070	2'20.864	187,5	17:31'51.791

8° 43 L. GRUNWALD (2'22.630)							
Lap	Seg.1	Seg.2	Seg.3	Seg.4	Lap Time	km/h	Local Time
1		43.636	28.733	37.906	186,9	17:14'02.494	
2	42.725	42.197	27.580	37.092	2'29.594	187,2	17:16'32.088
3	41.877	41.171	27.674	36.693	2'27.415	188,5	17:18'59.503
4	41.164	40.771	27.228	37.026	2'26.189	187,8	17:21'25.692
5	40.954	40.273	26.788	36.574	2'24.589	184,9	17:23'50.281
6	40.714	40.205	26.834	36.069	2'23.822	189,1	17:26'14.103
7	40.189	39.860	26.611	35.970	2'22.630	191,5	17:28'36.733
8	41.841	39.451	26.394	35.490	2'23.176	193,5	17:30'59.909

4° 89 A. CARRASCO (2'21.689)							
Lap	Seg.1	Seg.2	Seg.3	Seg.4	Lap Time	km/h	Local Time
1		44.521	29.116	38.997	170,1	17:04'57.091	
2	42.997	41.308	27.847	38.745	2'30.897	172,8	17:07'27.988
3	42.377	40.811	27.063	37.970	2'28.221	172,5	17:09'56.209
4	41.483	40.181	26.393	37.603	2'25.660	174,2	17:12'21.869
5	41.813	40.184	26.501	37.186	2'25.684	177,3	17:14'47.553
6	40.875	40.547	26.610	37.205	2'25.237	176,2	17:17'12.790
7	40.999	39.704	26.329	37.024	2'24.056	176,2	17:19'36.846
8	40.601	39.475	26.174	37.327	2'23.577	174,8	17:22'00.423
9	40.522	39.422	26.478	37.276	2'23.698	175,9	17:24'24.121
10	40.318	39.439	26.114	37.150	2'23.021	174,8	17:26'47.142
11	40.369	39.243	25.694	36.649	2'21.955	177,3	17:29'09.097
12	40.239	39.066	25.606	36.778	2'21.689	180,0	17:31'30.786

9° 54 F. FULIGNI (2'22.713)							
Lap	Seg.1	Seg.2	Seg.3	Seg.4	Lap Time	km/h	Local Time
1		45.689	31.751	40.415	170,6	17:03'45.050	
2	44.299	43.009	29.423	38.782	2'35.513	172,2	17:06'20.563
3	42.874	41.894	28.929	38.349	2'32.046	177,9	17:08'52.609
4	42.022	40.941	27.831	37.448	2'28.242	179,1	17:11'20.851
5	42.123	40.811	27.494	37.456	2'27.884	176,8	17:13'48.735
6	41.823	40.366	27.602	37.371	2'27.162	177,6	17:16'15.897
7	41.644	40.283	27.159	36.762	2'25.848	182,1	17:18'41.745
8	40.901	40.096	26.945	37.049	2'24.991	178,8	17:21'06.736
9	40.862	39.812	26.499	37.039	2'24.212	176,8	17:23'30.948
10	40.633	39.863	26.535	36.904	2'23.935	178,2	17:25'54.883
11	40.436	39.847	26.588	36.565	2'23.436	180,3	17:28'18.319
12	40.502	39.458	26.408	36.345	2'22.713	183,4	17:30'41.032

5° 8 M. PEREZ (2'21.764)							
Lap	Seg.1	Seg.2	Seg.3	Seg.4	Lap Time	km/h	Local Time
1		46.945	30.490	39.333	182,1	17:12'05.379	
2	44.227	42.180	27.973	37.477	2'31.857	187,5	17:14'37.236
3	42.487	41.161	27.238	37.087	2'27.973	187,5	17:17'05.209
4	41.528	40.481	26.927	37.016	2'25.952	188,8	17:19'31.161
5	40.838	39.725	26.681	36.666	2'23.910	189,1	17:21'55.071
6	40.532	39.897	26.438	36.707	2'23.574	187,5	17:24'18.645

10° 27 F. ROVELLI (2'22.744)							
Lap	Seg.1	Seg.2	Seg.3	Seg.4	Lap Time	km/h	Local Time
1		49.683	32.541	40.672	181,8	17:10'58.369	
2	47.048	45.262	30.913	39.405	2'42.628	177,3	17:13'40.997
3	45.115	43.148	30.093	38.053	2'36.409	188,2	17:16'17.406
4	47.153	41.973	28.404	37.295	2'34.825	189,5	17:18'52.231
5	42.569	41.162	27.384	37.312	2'28.427	185,9	17:21'20.658
6	41.214	40.804	27.346	36.710	2'26.074	185,2	17:23'46.732
7	41.246	40.174	26.726	36.695	2'24.841	185,9	17:26'11.573
8	40.964	40.508	26.667	36.788	2'24.927	182,1	17:28'36.500

13/04/2018 P = Pits In/Out - C = Lap Time Cancelled

These data/results cannot be reproduced, stored and/or transmitted in whole or in part by any manner of electronic, mechanical, photocopying, recording, broadcasting or otherwise now known or herein after developed without the previous express consent by the copyright owner, except for reproduction in daily press and regular printed publications on sale to the public within 60 days of the event related to those data/results and always provided that copyright symbol appears together as follows below.

© DORNA WSBK ORGANIZATION Srl 2018



Official Fuel Supplier

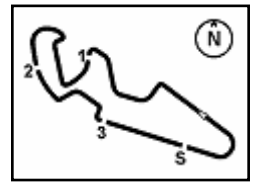


FKR PERUGIA TIMING

Official Tyre Supplier



Official Timekeeper



Spanish Round, 13-14-15 April 2018

World Supersport 300 - Chronological Analysis Free Practice 2nd Session

11° 28 D. KOOPMAN (2'23.108)							
Lap	Seg.1	Seg.2	Seg.3	Seg.4	Lap Time	km/h	Local Time
1		46.646	31.824	40.924		172,0	17:03'48.514
2	45.371	43.156	29.183	39.550	2'37.260	172,5	17:06'25.774
3	43.334	41.905	28.179	38.240	2'31.658	179,7	17:08'57.432
4	42.854	41.076	27.815	38.301	2'30.046	181,2	17:11'27.478
5	42.561	40.722	27.161	38.126	2'28.570	179,4	17:13'56.048
6	42.449	40.671	27.127	37.710	2'27.957	179,1	17:16'24.005
7	41.683	40.979	26.974	37.281	2'26.917	182,7	17:18'50.922
8	41.492	40.341	26.540	37.500	2'25.873	180,0	17:21'16.795
9	40.954	40.178	26.499	37.030	2'24.661	178,5	17:23'41.456
10	40.669	40.267	27.768	36.649	2'25.353	184,3	17:26'06.809
11	40.831	40.302	26.923	36.417	2'24.473	185,9	17:28'31.282
12	40.575	39.478	26.226	36.829	2'23.108	184,6	17:30'54.390

12° 20 D. LOUREIRO (2'23.109)							
Lap	Seg.1	Seg.2	Seg.3	Seg.4	Lap Time	km/h	Local Time
1		51.711	34.280	45.823		146,9	17:09'02.223
2	48.158	46.837	31.450	40.077	2'46.522	184,9	17:11'48.745
3	46.018	45.113	30.639	38.928	2'40.698	188,8	17:14'29.443
4	44.099	43.678	29.293	38.433	2'35.503	187,5	17:17'04.946
5	43.363	41.994	28.613	37.811	2'31.781	189,5	17:19'36.727
6	42.743	41.461	27.938	37.668	2'29.810	188,2	17:22'06.537
7	42.337	41.397	27.990	37.140	2'28.864	188,2	17:24'35.401
8	41.939	40.956	27.964	36.582	2'27.441	190,5	17:27'02.842
9	41.626	40.993	27.498	36.005	2'26.122	192,2	17:29'28.964
10	40.869	40.082	26.723	35.435	2'23.109	198,9	17:31'52.073

13° 30 D. BLIN (2'23.534)							
Lap	Seg.1	Seg.2	Seg.3	Seg.4	Lap Time	km/h	Local Time
1		46.794	31.989	42.462		165,9	17:06'35.236
2	46.698	45.448	30.607	40.992	2'43.745	170,1	17:09'18.981
3	45.711	44.497	29.641	40.485	2'40.334	170,6	17:11'59.315
4	45.241	43.507	29.503	39.804	2'38.055	174,5	17:14'37.370
5	43.910	42.580	29.032	39.433	2'34.955	173,6	17:17'12.325
6	44.240	42.928	28.647	39.096	2'34.911	174,8	17:19'47.236
7	42.502	41.592	28.537	38.601	2'31.232	172,8	17:22'18.468
8	42.013	40.667	27.549	38.446	2'28.675	173,1	17:24'47.143
9	41.702	40.837	27.273	37.786	2'27.598	174,8	17:27'14.741
10	41.564	40.337	27.035	36.886	2'25.822	177,6	17:29'40.563
11	40.719	39.358	27.136	36.321	2'23.534	191,2	17:32'04.097

14° 16 M. LUNA BAYEN (2'23.636)							
Lap	Seg.1	Seg.2	Seg.3	Seg.4	Lap Time	km/h	Local Time
1		47.625	31.695	42.405		173,1	17:03'28.869
2	44.656	42.351	28.389	38.916	2'34.312	181,5	17:06'03.181
3	43.606	41.730	28.097	45.321	2'38.754P	184,3	17:08'41.935
4	1'59.579	41.805	27.825	38.067	3'47.276P	183,7	17:12'29.211
5	43.946	42.086	28.125	38.015	2'32.172	185,2	17:15'01.383
6	42.895	41.251	27.214	37.878	2'29.238	188,8	17:17'30.621
7	42.114	40.967	27.369	38.008	2'28.458	185,9	17:19'59.079
8	42.137	40.589	27.278	38.379	2'28.383	182,7	17:22'27.462
9	41.725	40.657	27.016	37.779	2'27.177	184,6	17:24'54.639
10	41.539	40.675	26.934	37.211	2'26.359	185,2	17:27'20.998
11	41.038	39.944	26.477	37.026	2'24.485	187,5	17:29'45.483
12	40.933	39.796	26.276	36.631	2'23.636	191,8	17:32'09.119

15° 71 T. EDWARDS (2'23.680)							
Lap	Seg.1	Seg.2	Seg.3	Seg.4	Lap Time	km/h	Local Time
1		48.279	31.707	45.581		169,5	17:03'31.730
2	45.918	45.002	30.556	38.761	2'40.237	182,1	17:06'11.967
3	44.044	44.311	29.282	37.920	2'35.557	185,9	17:08'47.524

4	43.486	42.911	28.863	37.686	2'32.946	185,2	17:11'20.470
5	43.116	41.473	28.002	36.756	2'29.347	189,8	17:13'49.817
6	41.480	40.854	27.523	36.447	2'26.304	190,8	17:16'16.121
7	40.912	40.445	27.314	36.449	2'25.120	188,8	17:18'41.241
8	46.382	41.085	27.754	36.555	2'31.776	188,2	17:21'13.017
9	41.582	41.016	27.515	36.770	2'26.883	187,2	17:23'39.900
10	41.124	41.170	27.776	36.491	2'26.561	188,2	17:26'06.461
11	40.869	40.153	27.180	36.393	2'24.595	190,1	17:28'31.056
12	41.204	39.665	26.837	35.974	2'23.680	195,3	17:30'54.736

16° 95 S. DEROUÉ (2'23.743)							
Lap	Seg.1	Seg.2	Seg.3	Seg.4	Lap Time	km/h	Local Time
1		43.545	30.135	44.564		184,9	17:10'58.863
2	1'36.610	43.874	29.046	37.894	3'27.424P	188,2	17:14'26.287
3	43.537	42.370	28.337	37.443	2'31.687	186,5	17:16'57.974
4	42.754	41.571	28.010	37.351	2'29.686	189,5	17:19'27.660
5	42.390	40.861	27.429	36.794	2'27.474	189,5	17:21'55.134
6	41.572	40.605	27.270	36.771	2'26.218	188,5	17:24'21.352
7	41.359	40.526	27.989	36.519	2'26.393	190,1	17:26'47.745
8	40.829	40.100	27.082	36.966	2'24.977	190,5	17:29'12.722
9	40.773	39.833	26.989	36.148	2'23.743	193,5	17:31'36.465

17° 2 A. CARRASCO (2'24.615)							
Lap	Seg.1	Seg.2	Seg.3	Seg.4	Lap Time	km/h	Local Time
1		48.034	32.179	39.853		184,9	17:13'06.616
2	45.664	43.931	29.044	37.716	2'36.355	187,2	17:15'42.971
3	43.485	41.778	28.102	37.036	2'30.401	189,5	17:18'13.372
4	42.530	41.799	27.979	36.559	2'28.867	191,5	17:20'42.239
5	42.409	41.029	27.721	36.267	2'27.426	189,1	17:23'09.665
6	42.130	42.691	29.511	36.566	2'30.898	189,5	17:25'40.563
7	41.618	40.310	27.272	36.270	2'25.470	191,2	17:28'06.033
8	41.437	40.010	27.482	35.686	2'24.615	194,6	17:30'30.648

18° 22 M. KALININ (2'25.510)							
Lap	Seg.1	Seg.2	Seg.3	Seg.4	Lap Time	km/h	Local Time
1		49.056	32.886	41.414		180,6	17:09'36.711
2	47.396	45.177	29.983	38.979	2'41.535	185,6	17:12'18.246
3	45.824	43.268	29.954	39.283	2'38.329	185,2	17:14'56.575
4	44.419	42.501	28.838	44.867	2'40.625P	184,0	17:17'37.200
5	2'15.257	42.682	29.150	38.419	4'05.508P	185,2	17:21'42.708
6	43.009	41.943	27.922	38.248	2'31.122	185,6	17:24'13.830
7	42.375	41.203	27.640	37.106	2'28.324	187,2	17:26'42.154
8	41.215	40.139	27.189	36.967	2'25.510	188,8	17:29'07.664
9	42.828	40.977	30.458	45.521	2'39.784P	188,5	17:31'47.448

19° 97 M. KAPPLER (2'25.530)							
Lap	Seg.1	Seg.2	Seg.3	Seg.4	Lap Time	km/h	Local Time
1		47.530	31.988	39.654		182,4	17:08'03.357
2	45.731	43.794	29.686	38.376	2'37.587	183,1	17:10'40.944
3	43.822	42.882	28.752	37.097	2'32.553	184,3	17:13'13.497
4	42.599	42.233	28.720	37.400	2'30.952	184,3	17:15'44.449
5	42.446	41.762	28.370	36.563	2'29.141	187,2	17:18'13.590
6	42.162	41.633	28.049	36.838	2'28.682	186,9	17:20'42.272
7	41.974	41.038	27.899	36.558	2'27.469	185,9	17:23'09.741
8	41.937	41.431	27.610	36.583	2'27.561	185,2	17:25'37.302
9	41.538	40.877	27.730	36.245	2'26.390	186,5	17:28'03.692
10	41.186	40.526	27.625	36.193	2'25.530	189,5	17:30'29.222

20° 64 H. DE CANCELLIS (2'25.711)							
Lap	Seg.1	Seg.2	Seg.3	Seg.4	Lap Time	km/h	Local Time
1		49.032	31.496	42.559		166,4	17:06'16.912
2	46.037	44.383	29.753	39.809	2'39.982	173,9	17:08'56.894
3	44.742	42.787	28.548	39.577	2'35.654	173,1	17:11'32.548
4	43.828	42.564	28.123	38.971	2'33.486	175,0	17:14'06.034

13/04/2018 P = Pits In/Out - C = Lap Time Cancelled

These data/results cannot be reproduced, stored and/or transmitted in whole or in part by any manner of electronic, mechanical, photocopying, recording, broadcasting or otherwise now known or herein after developed without the previous express consent by the copyright owner, except for reproduction in daily press and regular printed publications on sale to the public within 60 days of the event related to those data/results and always provided that copyright symbol appears together as follows below.

© DORNA WSBK ORGANIZATION Srl 2018



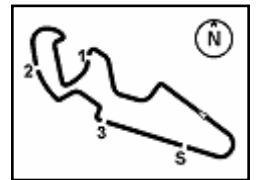
Official Fuel Supplier



Official Tyre Supplier



Official Timekeeper



Spanish Round, 13-14-15 April 2018

World Supersport 300 - Chronological Analysis Free Practice 2nd Session

MotorLand Aragon 5.077 m

3 / 3

5	42.977	41.736	28.394	38.696	2'31.803	174,2	17:16'37.837	5	45.227	44.718	29.720	38.192	2'37.857	185,6	17:23'05.970
6	42.333	41.498	27.300	38.409	2'29.540	175,9	17:19'07.377	6	44.534	43.878	29.420	37.815	2'35.647	187,8	17:25'41.617
7	43.257	42.447	29.367	48.621	2'43.692P	157,9	17:21'51.069	7	44.150	43.815	29.415	37.854	2'35.234	188,8	17:28'16.851
8	2'43.731	42.065	27.376	38.138	4'31.310P	177,0	17:26'22.379	8	44.404	43.044	29.237	37.370	2'34.055	191,8	17:30'50.906
9	42.148	41.452	26.745	37.985	2'28.330	179,1	17:28'50.709								
10	41.280	40.685	26.277	37.469	2'25.711	182,1	17:31'16.420								

21° 13 D. IOZZO (2'25.867)							
Lap	Seg.1	Seg.2	Seg.3	Seg.4	Lap Time	km/h	Local Time
1		47.953	32.904	43.631		160,7	17:04'30.632
2	45.286	43.550	29.565	39.970	2'38.371	172,5	17:07'09.003
3	45.466	42.696	28.063	39.043	2'35.268	173,9	17:09'44.271
4	42.560	42.085	27.497	38.646	2'30.788	175,3	17:12'15.059
5	42.262	42.422	27.545	38.538	2'30.767	177,0	17:14'45.826
6	42.231	41.205	26.775	37.509	2'27.720	179,7	17:17'13.546
7	41.268	40.565	26.699	37.986	2'26.518	178,2	17:19'40.064
8	41.215	40.929	26.971	38.132	2'27.247	177,6	17:22'07.311
9	41.971	41.353	27.256	37.901	2'28.481	176,8	17:24'35.792
10	41.536	41.334	26.934	37.699	2'27.503	178,2	17:27'03.295
11	41.186	40.893	26.900	37.455	2'26.434	182,1	17:29'29.729
12	41.040	40.445	26.767	37.615	2'25.867	183,7	17:31'55.596

22° 15 G. VAN STRAALEN (2'25.940)							
Lap	Seg.1	Seg.2	Seg.3	Seg.4	Lap Time	km/h	Local Time
1		46.963	30.653	39.822		179,4	17:05'09.186
2	45.288	43.905	28.615	38.395	2'36.203	183,1	17:07'45.389
3	43.301	42.161	27.997	37.614	2'31.073	183,4	17:10'16.462
4	42.500	41.791	28.400	37.253	2'29.944	184,0	17:12'46.406
5	41.476	40.942	27.266	36.839	2'26.523	185,2	17:15'12.929
6	40.896	41.208	27.094	36.742	2'25.940	186,2	17:17'38.869
7	41.206	41.356	27.608	46.040	2'36.210P	178,5	17:20'15.079

23° 96 I. PRATNA (2'26.538)							
Lap	Seg.1	Seg.2	Seg.3	Seg.4	Lap Time	km/h	Local Time
1		46.372	30.460	41.146		170,6	17:07'42.144
2	1'02.053	45.153	30.705	40.645	2'58.556	173,1	17:10'40.700
3	45.795	43.288	28.865	39.838	2'37.786	173,9	17:13'18.486
4	43.753	42.615	28.407	39.362	2'34.137	173,6	17:15'52.623
5	43.449	41.814	28.427	39.274	2'32.964	174,8	17:18'25.587
6	44.223	42.270	27.573	38.634	2'32.700	175,3	17:20'58.287
7	42.307	41.022	27.184	38.817	2'29.330	173,1	17:23'27.617
8	48.016	41.123	27.684	45.601	2'42.424P	172,8	17:26'10.041
9	1'41.598	40.792	27.028	38.476	3'27.894P	177,9	17:29'37.935
10	41.615	40.705	26.911	37.307	2'26.538	184,9	17:32'04.473

24° 84 J. OVERBEEKE (2'31.455)							
Lap	Seg.1	Seg.2	Seg.3	Seg.4	Lap Time	km/h	Local Time
1		47.707	31.094	41.248		168,0	17:08'53.304
2	44.161	42.556	28.013	39.392	2'34.122	170,9	17:11'27.426
3	43.366	41.588	27.563	38.938	2'31.455	171,2	17:13'58.881
4	42.310	41.941	28.349	44.021	2'36.621P	168,2	17:16'35.502

25° 19 L. BERNARDI (2'32.085)							
Lap	Seg.1	Seg.2	Seg.3	Seg.4	Lap Time	km/h	Local Time
1		48.091	31.614	41.836		167,7	17:06'17.157
2	45.211	43.311	29.127	39.172	2'36.821	176,8	17:08'53.978
3	43.139	42.076	28.156	38.714	2'32.085	173,9	17:11'26.063

26° 41 J. JÄHNIG (2'34.055)							
Lap	Seg.1	Seg.2	Seg.3	Seg.4	Lap Time	km/h	Local Time
1		51.309	33.848	40.531		181,5	17:12'17.648
2	47.398	47.085	32.228	39.311	2'46.022	188,5	17:15'03.670
3	46.763	46.405	30.791	39.584	2'43.543	187,5	17:17'47.213
4	45.956	45.787	30.519	38.638	2'40.900	188,2	17:20'28.113

13/04/2018 P = Pits In/Out - C = Lap Time Cancelled

These data/results cannot be reproduced, stored and/or transmitted in whole or in part by any manner of electronic, mechanical, photocopying, recording, broadcasting or otherwise now known or herein after developed without the previous express consent by the copyright owner, except for reproduction in daily press and regular printed publications on sale to the public within 60 days of the event related to those data/results and always provided that copyright symbol appears together as follows below.

© DORNA WSBK ORGANIZATION Srl 2018





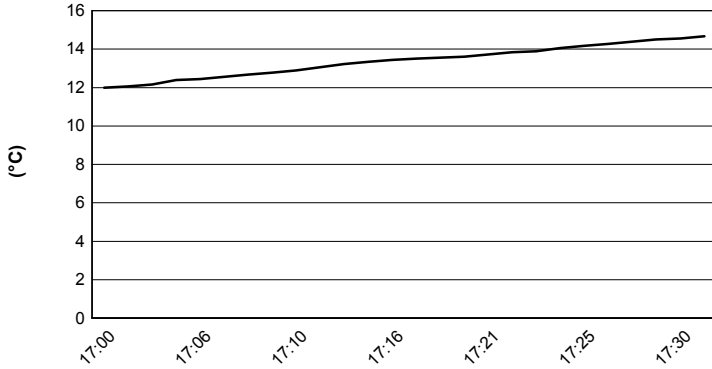
MotorLand Aragon 5.077 m

Spanish Round, 13-14-15 April 2018

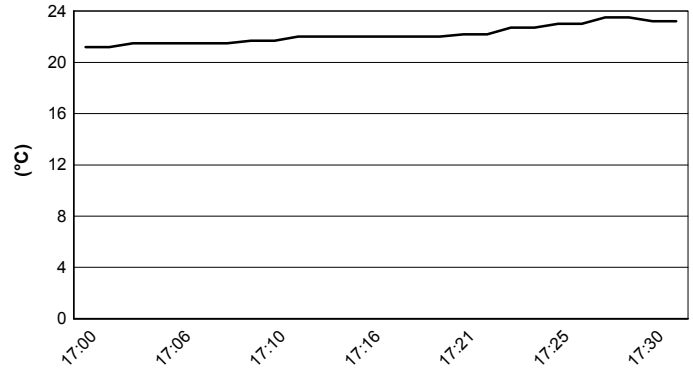
World Supersport 300 - Weather Report Free Practice 2nd Session

Session started 17:00 - Session ended 17:32

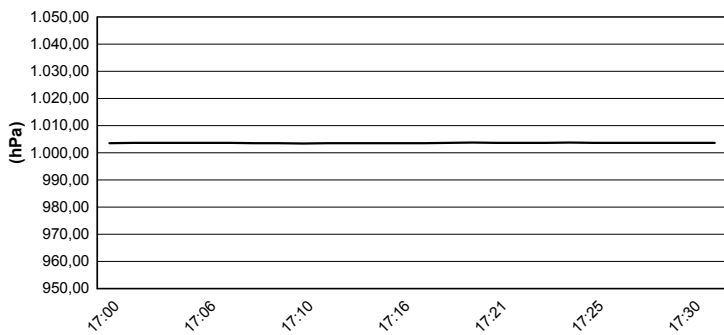
Air Temperature



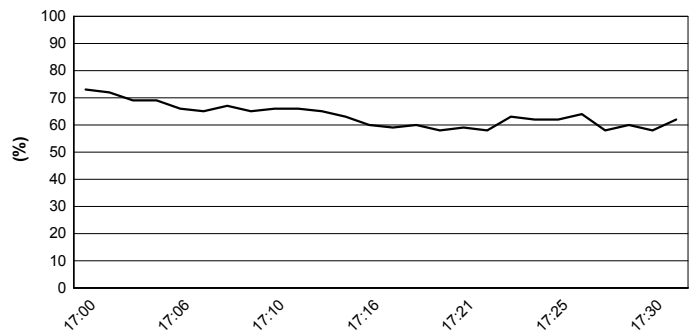
Track Temperature



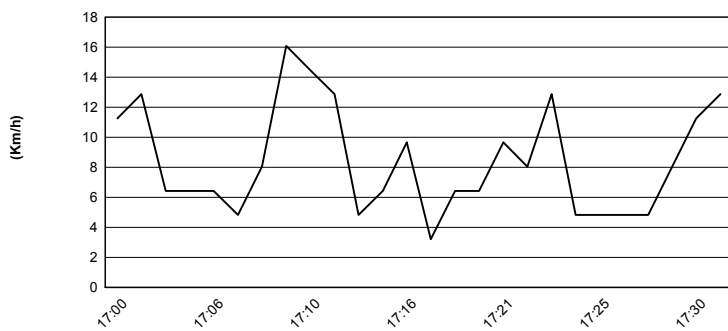
Air Pressure



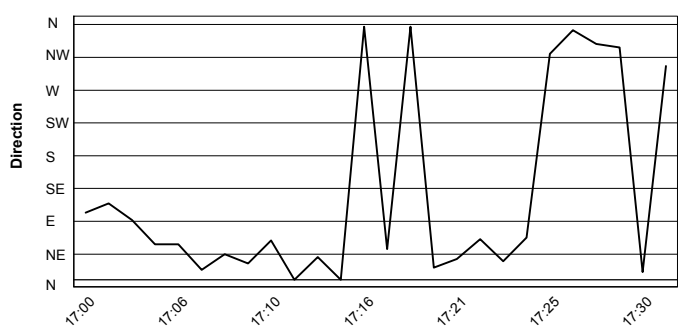
Humidity



Wind Speed



Wind Direction



13/04/2018

These data/results cannot be reproduced, stored and/or transmitted in whole or in part by any manner of electronic, mechanical, photocopying, recording, broadcasting or otherwise now known or herein after developed without the previous express consent by the copyright owner, except for reproduction in daily press and regular printed publications on sale to the public within 60 days of the event related to those data/results and always provided that copyright symbol appears together as follows below.

© DORNA WSBK ORGANIZATION Srl 2018



Official Fuel Supplier

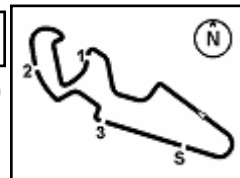


FICR PERUGIA TIMING

Official Tyre Supplier



Official Timekeeper



Spanish Round, 13-14-15 April 2018

World Supersport 300 - Superpoles Entry List

Superpole 1

FPs Pos	No. Rider	Nat	Team	Bike	Time
11	15 G. VAN STRAALEN	NED	KTM Fortron Racing Team	KTM RC 390 R	2'10.922
12	97 M. KAPPLER	GER	Freudenberg KTM WorldSSP Team	KTM RC 390 R	2'11.079
13	99 P. GRASSIA	ITA	BIBLION YAMAHA MOTOXRACING	Yamaha YZF-R3	2'11.125
14	22 M. KALININ	UKR	GP Project Team	Kawasaki Ninja 400	2'11.169
15	33 D. VALLE	ESP	BCD Yamaha MS Racing	Yamaha YZF-R3	2'11.627
16	93 W.KHAN	NED	Nutec - Benjan - Kawasaki	Kawasaki Ninja 400	2'11.643
17	14 E. DE LA VEGA	FRA	GP Project Team	Kawasaki Ninja 400	2'11.736
18	16 M. LUNA BAYEN	ESP	C.M. Racing A.S.D.	Kawasaki Ninja 400	2'11.976
19	81 M. GONZALEZ	ESP	Pertantina Almeria BCD Junior Team by MS	Yamaha YZF-R3	2'12.459
20	69 M. HERRERA	ESP	BCD Yamaha MS Racing	Yamaha YZF-R3	2'12.540
21	78 J. FORAY	FRA	ETG Racing	Kawasaki Ninja 400	2'12.814
22	27 F. ROVELLI	ITA	Kawasaki ParkinGO Team	Kawasaki Ninja 400	2'13.013
23	28 D. KOOPMAN	NED	GRT Yamaha WorldSSP300 Team	Yamaha YZF-R3	2'13.294
24	64 H. DE CANCELLIS	FRA	Team Toth - Yart	Yamaha YZF-R3	2'13.336
25	41 J. JÄHNIG	GER	Freudenberg KTM Junior Team	KTM RC 390 R	2'13.582
26	36 B. NEILA	ESP	BCD Yamaha MS Racing	Yamaha YZF-R3	2'14.202
27	5 R. VOS	NED	KTM Fortron Racing Team	KTM RC 390 R	2'14.430
28	12 A. RUSMIPUTRO	INA	Pertamina Almeria BCD by MS Racing	Yamaha YZF-R3	2'14.480
29	18 A. MURLEY	GBR	Team Toth - Yart	Yamaha YZF-R3	2'14.561
30	19 L. BERNARDI	ITA	Team Trasimeno	Yamaha YZF-R3	2'14.809
31	30 D. BLIN	POL	Polish Talent Team	Yamaha YZF-R3	2'15.275
32	96 I. PRATNA	INA	TERRA E MOTO	Yamaha YZF-R3	2'15.280
33	54 F. FULIGNI	ITA	GRT Yamaha WorldSSP300 Team	Yamaha YZF-R3	2'15.351
34	58 T. FINOCCHIARO	GBR	Scuderia Maranga Racing	Honda CBR500R	2'15.525
35	7 N. SETTIMO	ITA	Scuderia Maranga Racing	Honda CBR500R	2'15.701
36	79 T. ALONSO	POR	Samurai-YART Racing	Yamaha YZF-R3	2'15.786
37	44 S. LOCHOFF	RSA	Samurai-YART Racing	Yamaha YZF-R3	2'15.848
38	84 J. OVERBEEKE	NED	Team Trasimeno	Yamaha YZF-R3	2'16.058
39	89 A. CARRASCO	ESP	ARCO-MotoR UPV University Team	Yamaha YZF-R3	2'17.039
40	13 D. IOZZO	RSA	Racedays	Honda CBR500R	2'19.688

Superpole 2

FPs Pos	No. Rider	Nat	Team	Bike	Time
1	71 T. EDWARDS	AUS	Nutec - Benjan - Kawasaki	Kawasaki Ninja 400	2'08.752
2	6 R. SCHOTMAN	NED	Motoport Kawasaki	Kawasaki Ninja 400	2'08.972
3	43 L. GRUNWALD	GER	Freudenberg KTM WorldSSP Team	KTM RC 390 R	2'09.155
4	95 S. DEROUÉ	NED	Motoport Kawasaki	Kawasaki Ninja 400	2'09.235
5	2 A. CARRASCO	ESP	DS Junior Team	Kawasaki Ninja 400	2'10.123
6	17 K. MEUFFELS	NED	KTM Fortron Junior Team	KTM RC 390 R	2'10.132
7	21 B. SANCHEZ	ESP	ETG Racing	Kawasaki Ninja 400	2'10.487
8	8 M. PEREZ	ESP	Kawasaki ParkinGO Team	Kawasaki Ninja 400	2'10.488
9	20 D. LOUREIRO	RSA	DS Junior Team	Kawasaki Ninja 400	2'10.698
10	55 G. HENDRA PRATAMA	INA	BIBLION YAMAHA MOTOXRACING	Yamaha YZF-R3	2'10.850

*
*

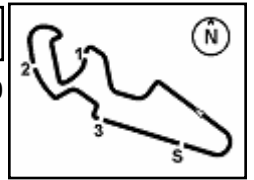
* These positions are assigned to the 1st and 2nd rider classified in Superpole 1

13/04/2018 1:

These data/results cannot be reproduced, stored and/or transmitted in whole or in part by any manner of electronic, mechanical, photocopying, recording, broadcasting or otherwise now known or herein after developed without the previous express consent by the copyright owner, except for reproduction in daily press and regular printed publications on sale to the public within 60 days of the event related to those data/results and always provided that copyright symbol appears together as follows below.

© DORNA WSBK ORGANIZATION Srl 2018





Spanish Round, 13-14-15 April 2018

World Supersport 300 - Best Laps & Speeds

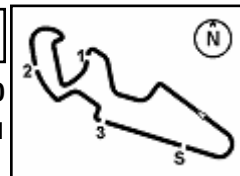
No.	Rider Bike	Nat	Best Lap		FP1		FP2												
			LL	SPD	LL	SPD	LL	SPD											
1	71 T. EDWARDS Kawasaki Ninja 400	AUS	2'08.752 24 195,6		2'08.752 13 195,6		2'23.680 11 195,3												
2	6 R. SCHOTMAN Kawasaki Ninja 400	NED	2'08.972 21 207,6		2'08.972 12 207,6		2'20.790 9 196,7												
3	43 L. GRUNWALD KTM RC 390 R	GER	2'09.155 19 207,2		2'09.155 12 207,2		2'22.630 7 193,5												
4	95 S. DEROUE Kawasaki Ninja 400	NED	2'09.235 14 193,5		2'09.235 6		2'23.743 8 193,5												
5	2 A. CARRASCO Kawasaki Ninja 400	ESP	2'10.123 19 203,7		2'10.123 12 203,7		2'24.615 7 194,6												
6	17 K. MEUFFELS KTM RC 390 R	NED	2'10.132 13 206,9		2'10.132 13 206,9														
7	21 B. SANCHEZ Kawasaki Ninja 400	ESP	2'10.487 13 205,7		2'10.487 13 205,7														
8	8 M. PEREZ Kawasaki Ninja 400	ESP	2'10.488 15 195,6		2'10.488 7 195,6		2'21.764 8 190,4												
9	20 D. LOUREIRO Kawasaki Ninja 400	RSA	2'10.698 21 201,8		2'10.698 12 201,8		2'23.109 9 198,9												
10	55 G. HENDRA PRATAMA Yamaha YZF-R3	INA	2'10.850 19 194,9		2'10.850 11 194,9		2'20.864 8 187,5												
11	15 G. VAN STRAALLEN KTM RC 390 R	NED	2'10.922 17 204,1		2'10.922 11 204,1		2'25.940 6 186,2												
12	97 M. KAPPLER KTM RC 390 R	GER	2'11.079 22 205,3		2'11.079 13 205,3		2'25.530 9 189,4												
13	99 P. GRASSIA Yamaha YZF-R3	ITA	2'11.125 19 193,2		2'11.125 11 193,2		2'22.429 8 184,9												
14	22 M. KALININ Kawasaki Ninja 400	UKR	2'11.169 21 200,7		2'11.169 13 200,7		2'25.510 8 188,8												
15	33 D. VALLE Yamaha YZF-R3	ESP	2'11.627 11 190,4		2'11.627 11 190,4														
16	93 W. KHAN Kawasaki Ninja 400	NED	2'11.643 25 196,7		2'11.643 13 196,7		2'19.024 12 194,6												
17	14 E. DE LA VEGA Kawasaki Ninja 400	FRA	2'11.736 21 201,1		2'11.736 13 201,1		2'22.275 8 192,8												
18	16 M. LUNA BAYEN Kawasaki Ninja 400	ESP	2'11.976 24 204,9		2'11.976 13 204,9		2'23.636 11 191,8												
19	81 M. GONZALEZ Yamaha YZF-R3	ESP	2'12.459 11 188,1		2'12.459 11 188,1														
20	69 M. HERRERA Yamaha YZF-R3	ESP	2'12.540 11 193,9		2'12.540 11 193,9														
21	78 J. FORAY Kawasaki Ninja 400	FRA	2'12.814 6 194,9		2'12.814 6 194,9														
22	27 F. ROVELLI Kawasaki Ninja 400	ITA	2'13.013 15 199,6		2'13.013 7 199,6		2'22.744 8 189,4												
23	28 D. KOOPMAN Yamaha YZF-R3	NED	2'13.294 23 194,6		2'13.294 12 194,6		2'23.108 11 185,8												
24	64 H. DE CANCELLIS Yamaha YZF-R3	FRA	2'13.336 21 191,4		2'13.336 12 191,4		2'25.711 9 182,1												
25	41 J. JÄHNIG KTM RC 390 R	GER	2'13.582 13 199,2		2'13.582 6 199,2		2'34.055 7 191,8												

13/04/2018

These data/results cannot be reproduced, stored and/or transmitted in whole or in part by any manner of electronic, mechanical, photocopying, recording, broadcasting or otherwise now known or herein after developed without the previous express consent by the copyright owner, except for reproduction in daily press and regular printed publications on sale to the public within 60 days of the event related to those data/results and always provided that copyright symbol appears together as follows below.

© DORNA WSBK ORGANIZATION Srl 2018





Spanish Round, 13-14-15 April 2018

World Supersport 300 - Best Laps & Speeds

No.	Rider Bike	Nat	Best Lap		FP1		FP2							
			LL	SPD	LL	SPD	LL	SPD						
26	36 B. NEILA Yamaha YZF-R3	ESP	2'14.202 11 188,1		2'14.202 11 188,1									
27	5 R. VOS KTM RC 390 R	NED	2'14.430 12 196,3		2'14.430 12 196,3									
28	12 A. RUSMIPUTRO Yamaha YZF-R3	INA	2'14.480 9 189,1		2'14.480 9 189,1									
29	18 A. MURLEY Yamaha YZF-R3	GBR	2'14.561 10 190,1		2'14.561 10 190,1									
30	19 L. BERNARDI Yamaha YZF-R3	ITA	2'14.809 11 188,1		2'14.809 9 188,1		2'32.085 2 176,7							
31	30 D. BLIN Yamaha YZF-R3	POL	2'15.275 22 191,1		2'15.275 12 184,3		2'23.534 10 191,1							
32	96 I. PRATNA Yamaha YZF-R3	INA	2'15.280 21 189,8		2'15.280 12 189,8		2'26.538 9 184,9							
33	54 F. FULIGNI Yamaha YZF-R3	ITA	2'15.351 23 192,1		2'15.351 12 192,1		2'22.713 11 183,3							
34	58 T. FINOCCHIARO Honda CBR500R	GBR	2'15.525 12 196,3		2'15.525 12 196,3									
35	7 N. SETTIMO Honda CBR500R	ITA	2'15.701 13 195,6		2'15.701 13 195,6									
36	79 T. ALONSO Yamaha YZF-R3	POR	2'15.786 11 184,6		2'15.786 11 184,6									
37	44 S. LOCHOFF Yamaha YZF-R3	RSA	2'15.848 11 190,4		2'15.848 11 190,4									
38	84 J. OVERBEEKE Yamaha YZF-R3	NED	2'16.058 14 184,9		2'16.058 11 184,9		2'31.455 3 171,1							
39	89 A. CARRASCO Yamaha YZF-R3	ESP	2'17.039 21 185,8		2'17.039 10 185,8		2'21.689 11 180,0							
40	13 D. IOZZO Honda CBR500R	RSA	2'19.688 16 196,7		2'19.688 5 196,7		2'25.867 11 183,6							

13/04/2018

These data/results cannot be reproduced, stored and/or transmitted in whole or in part by any manner of electronic, mechanical, photocopying, recording, broadcasting or otherwise now known or herein after developed without the previous express consent by the copyright owner, except for reproduction in daily press and regular printed publications on sale to the public within 60 days of the event related to those data/results and always provided that copyright symbol appears together as follows below.

© DORNA WSBK ORGANIZATION Srl 2018

