

Spanish Round, 13-14-15 April 2018

World Supersport 300 - Results Superpole 1

No.	Rider	Nat	Team	Bike	Time	Gap	Rel.	Laps	Speed	
									Avg	Max
1*	15 G. VAN STRAALLEN	NED	KTM Fortron Racing Team	KTM RC 390 R	2'09.989			6	140,606	202,2
2*	27 F. ROVELLI	ITA	Kawasaki ParkinGO Team	Kawasaki Ninja 400	2'10.288	0.299	0.299	6	140,283	194,9
3	81 M. GONZALEZ	ESP	Pertantina Almeria BCD Junior Team by MS	Yamaha YZF-R3	2'10.468	0.479	0.180	6	140,090	204,9
4	93 W. KHAN	NED	Nutec - Benjan - Kawasaki	Kawasaki Ninja 400	2'10.551	0.562	0.083	6	140,000	205,7
5	22 M. KALININ	UKR	GP Project Team	Kawasaki Ninja 400	2'10.709	0.720	0.158	6	139,831	201,5
6	33 D. VALLE	ESP	BCD Yamaha MS Racing	Yamaha YZF-R3	2'10.964	0.975	0.255	6	139,559	207,3
7	69 M. HERRERA	ESP	BCD Yamaha MS Racing	Yamaha YZF-R3	2'10.992	1.003	0.028	6	139,529	199,3
8	97 M. KAPPLER	GER	Freudenberg KTM WorldSSP Team	KTM RC 390 R	2'11.334	1.345	0.342	6	139,166	204,5
9	99 P. GRASSIA	ITA	BIBLION YAMAHA MOTOXRACING	Yamaha YZF-R3	2'11.334	1.345	0.000	4	139,166	190,1
10	14 E. DE LA VEGA	FRA	GP Project Team	Kawasaki Ninja 400	2'11.342	1.353	0.008	6	139,157	204,2
11	41 J. JÄHNIG	GER	Freudenberg KTM Junior Team	KTM RC 390 R	2'11.407	1.418	0.065	6	139,088	205,7
12	96 I. PRATNA	INA	TERRA E MOTO	Yamaha YZF-R3	2'11.929	1.940	0.522	6	138,538	198,5
13	19 L. BERNARDI	ITA	Team Trasimeno	Yamaha YZF-R3	2'11.930	1.941	0.001	6	138,537	197,1
14	54 F. FULIGNI	ITA	GRT Yamaha WorldSSP300 Team	Yamaha YZF-R3	2'11.953	1.964	0.023	6	138,513	197,8
15	12 A. RUSMIPUTRO	INA	Pertamina Almeria BCD by MS Racing	Yamaha YZF-R3	2'12.060	2.071	0.107	6	138,401	200,7
16	84 J. OVERBEEKE	NED	Team Trasimeno	Yamaha YZF-R3	2'12.270	2.281	0.210	5	138,181	198,5
17	5 R. VOS	NED	KTM Fortron Racing Team	KTM RC 390 R	2'12.302	2.313	0.032	6	138,148	203,8
18	78 J. FORAY	FRA	ETG Racing	Kawasaki Ninja 400	2'12.791	2.802	0.489	6	137,639	200,7
19	58 T. FINOCCHIARO	GBR	Scuderia Maranga Racing	Honda CBR500R	2'13.370	3.381	0.579	6	137,041	201,5
20	18 A. MURLEY	GBR	Team Toth - Yart	Yamaha YZF-R3	2'13.423	3.434	0.053	6	136,987	194,9
21	64 H. DE CANCELLIS	FRA	Team Toth - Yart	Yamaha YZF-R3	2'13.457	3.468	0.034	6	136,952	197,8
22	28 D. KOOPMAN	NED	GRT Yamaha WorldSSP300 Team	Yamaha YZF-R3	2'13.695	3.706	0.238	5	136,708	200,7
23	89 A. CARRASCO	ESP	ARCO-MotoR UPV University Team	Yamaha YZF-R3	2'13.814	3.825	0.119	6	136,587	191,8
24	13 D. IOZZO	RSA	Racedays	Honda CBR500R	2'13.827	3.838	0.013	6	136,573	197,8
25	16 M. LUNA BAYEN	ESP	C.M. Racing A.S.D.	Kawasaki Ninja 400	2'14.986	4.997	1.159	1	135,401	193,9
26	79 T. ALONSO	POR	Samurai-YART Racing	Yamaha YZF-R3	2'15.081	5.092	0.095	6	135,305	190,8
27	7 N. SETTIMO	ITA	Scuderia Maranga Racing	Honda CBR500R	2'15.085	5.096	0.004	6	135,301	195,7
28	44 S. LOCHOFF	RSA	Samurai-YART Racing	Yamaha YZF-R3	2'15.428	5.439	0.343	6	134,959	194,2
29	30 D. BLIN	POL	Polish Talent Team	Yamaha YZF-R3	2'15.432	5.443	0.004	6	134,955	186,9
30	36 B. NEILA	ESP	BCD Yamaha MS Racing	Yamaha YZF-R3				1		188,5

* Qualified to Superpole 2

AIR	Humidity:	80%	Temp:	11°C
TRACK	Condition:	Dry	Temp:	19°C

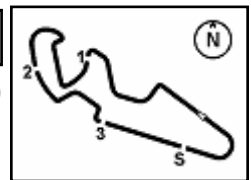
Records	Pole (SP2)	2017 S.Deroue	2'12.712	137,720	Km/h
	Race (RC)	2017 M.Perez	2'13.610	136,800	Km/h
	Circuit (FP1)	2018 T.Edwards	2'08.752	141,960	Km/h

14/04/2018 Start 11:30 End 11:47 The results are provisional until the end of the time limit for protests and appeals and the completion of the technical checks.

These data/results cannot be reproduced, stored and/or transmitted in whole or in part by any manner of electronic, mechanical, photocopying, recording, broadcasting or otherwise now known or herein after developed without the previous express consent by the copyright owner, except for reproduction in daily press and regular printed publications on sale to the public within 60 days of the event related to those data/results and always provided that copyright symbol appears together as follows below.

© DORNA WSBK ORGANIZATION Srl 2018





Spanish Round, 13-14-15 April 2018

World Supersport 300 - Results Superpole 1

Session Highlights

Local Time	No. Rider	Description
11.30.00		Start
11.32.20		New Best Lap
11.34.11	78 J. FORAY	On the Gravel - Re-Joined - Turn 12
11.34.25	93 W. KHAN	Current Lap Cancelled - Exceeded Track Limits - Turn 15
11.35.11	16 M. LUNA BAYEN	On the Gravel - Re-Joined - Turn 1
11.35.21	16 M. LUNA BAYEN	Technical Problem - Turn 1
11.36.33	97 M. KAPPLER	Current Lap Cancelled - Exceeded Track Limits - Turn 15
11.37.29	69 M. HERRERA	Lap Cancelled (2'11.209) - Exceeded Track Limits - Turn 17
11.38.13	96 I. PRATNA	Current Lap Cancelled - Exceeded Track Limits - Turn 10
11.40.53	41 J. JÄHNIG	Current Lap Cancelled - Exceeded Track Limits - Turn 15
11.42.17	93 W. KHAN	Lap Cancelled (2'13.231) - Exceeded Track Limits - Turn 15
11.42.45	15 G. VAN STRAALEN	Lap Cancelled (2'11.924) - Exceeded Track Limits - Turn 15
11.45.27	93 W. KHAN	Current Lap Cancelled - Exceeded Track Limits - Turn 15
11.47.02		End Of Session

Fastest Laps Sequence

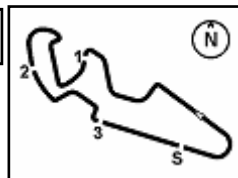
No.	Rider	Nat	Team	Bike	Local Time	Time	Gap	Avg
15	G. VAN STRAALEN	NED	KTM Fortron Racing Team	KTM RC 390 R	11:34'27.071	2'11.222		139,285
22	M. KALININ	UKR	GP Project Team	Kawasaki Ninja 400	11:34'27.329	2'10.709	-0.513	139,831
81	M. GONZALEZ	ESP	Pertantina Almeria BCD Junior Team by MS	Yamaha YZF-R3	11:38'53.111	2'10.468	-0.241	140,090
15	G. VAN STRAALEN	NED	KTM Fortron Racing Team	KTM RC 390 R	11:43'15.577	2'09.989	-0.479	140,606

14/04/2018 Start 11:30 End 11:47 The results are provisional until the end of the time limit for protests and appeals and the completion of the technical checks.

These data/results cannot be reproduced, stored and/or transmitted in whole or in part by any manner of electronic, mechanical, photocopying, recording, broadcasting or otherwise now known or herein after developed without the previous express consent by the copyright owner, except for reproduction in daily press and regular printed publications on sale to the public within 60 days of the event related to those data/results and always provided that copyright symbol appears together as follows below.

© DORNA WSBK ORGANIZATION Srl 2018





Spanish Round, 13-14-15 April 2018

World Supersport 300 - Best Sectors & Speed Superpole 1

MotorLand Aragon 5.077 m

BEST LAP		
1	15 G. VAN STRAALEN	KTM RC 390 R 2'09.989
2	27 F. ROVELLI	Kawasaki Ninja 400 2'10.288
3	81 M. GONZALEZ	Yamaha YZF-R3 2'10.468
4	93 W. KHAN	Kawasaki Ninja 400 2'10.551
5	22 M. KALININ	Kawasaki Ninja 400 2'10.709
6	33 D. VALLE	Yamaha YZF-R3 2'10.964
7	69 M. HERRERA	Yamaha YZF-R3 2'10.992
8	97 M. KAPPLER	KTM RC 390 R 2'11.334
9	99 P. GRASSIA	Yamaha YZF-R3 2'11.334
10	14 E. DE LA VEGA	Kawasaki Ninja 400 2'11.342
11	41 J. JÄHNIG	KTM RC 390 R 2'11.407
12	96 I. PRATNA	Yamaha YZF-R3 2'11.929
13	19 L. BERNARDI	Yamaha YZF-R3 2'11.930
14	54 F. FULIGNI	Yamaha YZF-R3 2'11.953
15	12 A. RUSMIPUTRO	Yamaha YZF-R3 2'12.060
16	84 J. OVERBEEKE	Yamaha YZF-R3 2'12.270
17	5 R. VOS	KTM RC 390 R 2'12.302
18	78 J. FORAY	Kawasaki Ninja 400 2'12.791
19	58 T. FINOCCHIARO	Honda CBR500R 2'13.370
20	18 A. MURLEY	Yamaha YZF-R3 2'13.423
21	64 H. DE CANCELLIS	Yamaha YZF-R3 2'13.457
22	28 D. KOOPMAN	Yamaha YZF-R3 2'13.695
23	89 A. CARRASCO	Yamaha YZF-R3 2'13.814
24	13 D. IOZZO	Honda CBR500R 2'13.827
25	16 M. LUNA BAYEN	Kawasaki Ninja 400 2'14.986
26	79 T. ALONSO	Yamaha YZF-R3 2'15.081
27	7 N. SETTIMO	Honda CBR500R 2'15.085
28	44 S. LOCHOFF	Yamaha YZF-R3 2'15.428
29	30 D. BLIN	Yamaha YZF-R3 2'15.432
30	36 B. NEILA	Yamaha YZF-R3

SPEED		
1	33 D. VALLE	Yamaha YZF-R3 207,3
2	41 J. JÄHNIG	KTM RC 390 R 205,7
3	93 W. KHAN	Kawasaki Ninja 400 205,7
4	81 M. GONZALEZ	Yamaha YZF-R3 204,9
5	97 M. KAPPLER	KTM RC 390 R 204,5
6	14 E. DE LA VEGA	Kawasaki Ninja 400 204,2
7	5 R. VOS	KTM RC 390 R 203,8
8	15 G. VAN STRAALEN	KTM RC 390 R 202,2
9	58 T. FINOCCHIARO	Honda CBR500R 201,5
10	22 M. KALININ	Kawasaki Ninja 400 201,5
11	78 J. FORAY	Kawasaki Ninja 400 200,7
12	12 A. RUSMIPUTRO	Yamaha YZF-R3 200,7
13	28 D. KOOPMAN	Yamaha YZF-R3 200,7
14	69 M. HERRERA	Yamaha YZF-R3 199,3
15	84 J. OVERBEEKE	Yamaha YZF-R3 198,5
16	96 I. PRATNA	Yamaha YZF-R3 198,5
17	13 D. IOZZO	Honda CBR500R 197,8
18	64 H. DE CANCELLIS	Yamaha YZF-R3 197,8
19	54 F. FULIGNI	Yamaha YZF-R3 197,8
20	19 L. BERNARDI	Yamaha YZF-R3 197,1
21	7 N. SETTIMO	Honda CBR500R 195,7
22	18 A. MURLEY	Yamaha YZF-R3 194,9
23	27 F. ROVELLI	Kawasaki Ninja 400 194,9
24	44 S. LOCHOFF	Yamaha YZF-R3 194,2
25	16 M. LUNA BAYEN	Kawasaki Ninja 400 193,9
26	89 A. CARRASCO	Yamaha YZF-R3 191,8
27	79 T. ALONSO	Yamaha YZF-R3 190,8
28	99 P. GRASSIA	Yamaha YZF-R3 190,1
29	36 B. NEILA	Yamaha YZF-R3 188,5
30	30 D. BLIN	Yamaha YZF-R3 186,9

SEG. 1		
1	15 G. VAN STRAALEN	36.433
2	81 M. GONZALEZ	36.573
3	69 M. HERRERA	36.588
4	97 M. KAPPLER	36.610
5	41 J. JÄHNIG	36.656
6	14 E. DE LA VEGA	36.673
7	5 R. VOS	36.737
8	27 F. ROVELLI	36.772
9	33 D. VALLE	36.804
10	12 A. RUSMIPUTRO	36.807
11	19 L. BERNARDI	36.984
12	93 W. KHAN	36.988
13	54 F. FULIGNI	37.077
14	22 M. KALININ	37.094
15	99 P. GRASSIA	37.096
16	58 T. FINOCCHIARO	37.261
17	28 D. KOOPMAN	37.345
18	96 I. PRATNA	37.354
19	84 J. OVERBEEKE	37.364
20	78 J. FORAY	37.388
21	18 A. MURLEY	37.396
22	16 M. LUNA BAYEN	37.534
23	64 H. DE CANCELLIS	37.595
24	89 A. CARRASCO	37.622
25	79 T. ALONSO	37.654
26	7 N. SETTIMO	37.840
27	13 D. IOZZO	37.841
28	44 S. LOCHOFF	38.195
29	30 D. BLIN	38.361

SEG. 2		
1	81 M. GONZALEZ	35.972
2	27 F. ROVELLI	36.026
3	69 M. HERRERA	36.117
4	33 D. VALLE	36.130
5	22 M. KALININ	36.228
6	15 G. VAN STRAALEN	36.264
7	99 P. GRASSIA	36.313
8	93 W. KHAN	36.318
9	41 J. JÄHNIG	36.379
10	96 I. PRATNA	36.392
11	14 E. DE LA VEGA	36.410
12	97 M. KAPPLER	36.425
13	19 L. BERNARDI	36.526
14	54 F. FULIGNI	36.545
15	18 A. MURLEY	36.577
16	84 J. OVERBEEKE	36.585
17	12 A. RUSMIPUTRO	36.689
18	64 H. DE CANCELLIS	36.778
19	5 R. VOS	36.853
20	28 D. KOOPMAN	36.877
21	78 J. FORAY	36.893
22	13 D. IOZZO	36.901
23	89 A. CARRASCO	37.041
24	58 T. FINOCCHIARO	37.132
25	44 S. LOCHOFF	37.355
26	79 T. ALONSO	37.431
27	30 D. BLIN	37.444
28	16 M. LUNA BAYEN	37.564
29	7 N. SETTIMO	37.680
30	36 B. NEILA	38.713

SEG. 3		
1	69 M. HERRERA	23.402
2	27 F. ROVELLI	23.428
3	81 M. GONZALEZ	23.554
4	15 G. VAN STRAALEN	23.562
5	22 M. KALININ	23.731
6	96 I. PRATNA	23.787
7	97 M. KAPPLER	23.796
8	99 P. GRASSIA	23.797
9	14 E. DE LA VEGA	23.806
10	19 L. BERNARDI	23.823
11	33 D. VALLE	23.838
12	12 A. RUSMIPUTRO	23.853
13	93 W. KHAN	23.868
14	78 J. FORAY	23.877
15	41 J. JÄHNIG	23.890
16	54 F. FULIGNI	23.979
17	89 A. CARRASCO	23.979
18	84 J. OVERBEEKE	23.980
19	5 R. VOS	24.034
20	64 H. DE CANCELLIS	24.176
21	58 T. FINOCCHIARO	24.271
22	7 N. SETTIMO	24.276
23	28 D. KOOPMAN	24.312
24	13 D. IOZZO	24.325
25	18 A. MURLEY	24.363
26	30 D. BLIN	24.396
27	79 T. ALONSO	24.402
28	44 S. LOCHOFF	24.576
29	16 M. LUNA BAYEN	24.732
30	36 B. NEILA	26.048

SEG. 4		
1	22 M. KALININ	33.093
2	41 J. JÄHNIG	33.234
3	15 G. VAN STRAALEN	33.284
4	81 M. GONZALEZ	33.333
5	93 W. KHAN	33.359
6	14 E. DE LA VEGA	33.380
7	97 M. KAPPLER	33.397
8	33 D. VALLE	33.408
9	5 R. VOS	33.602
10	58 T. FINOCCHIARO	33.797
11	12 A. RUSMIPUTRO	33.874
12	69 M. HERRERA	33.878
13	27 F. ROVELLI	33.885
14	28 D. KOOPMAN	33.886
15	54 F. FULIGNI	33.927
16	96 I. PRATNA	33.965
17	19 L. BERNARDI	33.967
18	84 J. OVERBEEKE	34.028
19	99 P. GRASSIA	34.128
20	78 J. FORAY	34.200
21	13 D. IOZZO	34.241
22	64 H. DE CANCELLIS	34.264
23	18 A. MURLEY	34.497
24	16 M. LUNA BAYEN	34.671
25	7 N. SETTIMO	34.738
26	89 A. CARRASCO	34.916
27	44 S. LOCHOFF	35.150
28	79 T. ALONSO	35.153
29	30 D. BLIN	35.223

14/04/2018

These data/results cannot be reproduced, stored and/or transmitted in whole or in part by any manner of electronic, mechanical, photocopying, recording, broadcasting or otherwise now known or herein after developed without the previous express consent by the copyright owner, except for reproduction in daily press and regular printed publications on sale to the public within 60 days of the event related to those data/results and always provided that copyright symbol appears together as follows below.

© DORNA WSBK ORGANIZATION Srl 2018



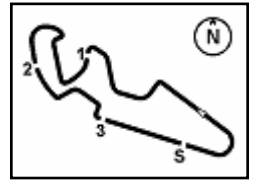
Official Fuel Supplier



Official Tyre Supplier



Official Timekeeper



MotorLand Aragon 5.077 m

Spanish Round, 13-14-15 April 2018

World Supersport 300 - Ideal Times Superpole 1

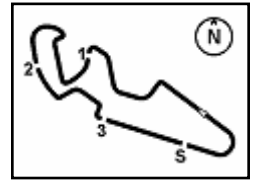
No.	Rider	Nat	Bike	Seg. 1 Diff. 1	Seg. 2 Diff. 2	Seg. 3 Diff. 3	Seg. 4 Diff. 4	Ideal Time Best Lap	Pos.	Diff.
1	81 M. GONZALEZ	ESP	Yamaha YZF-R3	36.573 0.014	35.972	23.554 0.002	33.333 1.020	2'09.432 2'10.468	4	1.036
2	15 G. VAN STRAALEN	NED	KTM RC 390 R	36.433	36.264	23.562	33.284 0.446	2'09.543 2'09.989	2	0.446
3	69 M. HERRERA	ESP	Yamaha YZF-R3	36.588 0.655	36.117 0.239	23.402	33.878 0.113	2'09.985 2'10.992	8	1.007
4	27 F. ROVELLI	ITA	Kawasaki Ninja 400	36.772	36.026 0.039	23.428 0.073	33.885 0.065	2'10.111 2'10.288	3	0.177
5	22 M. KALININ	UKR	Kawasaki Ninja 400	37.094 0.093	36.228	23.731	33.093 0.470	2'10.146 2'10.709	6	0.563
6	41 J. JÄHNIG	GER	KTM RC 390 R	36.656 0.289	36.379 0.191	23.890 0.365	33.234 0.403	2'10.159 2'11.407	12	1.248
7	33 D. VALLE	ESP	Yamaha YZF-R3	36.804 0.120	36.130 0.652	23.838 0.012	33.408	2'10.180 2'10.964	7	0.784
8	97 M. KAPPLER	GER	KTM RC 390 R	36.610 0.426	36.425	23.796 0.312	33.397 0.368	2'10.228 2'11.334	9	1.106
9	14 E. DE LA VEGA	FRA	Kawasaki Ninja 400	36.673 0.707	36.410 0.366	23.806	33.380	2'10.269 2'11.342	11	1.073
10	93 W. KHAN	NED	Kawasaki Ninja 400	36.988	36.318	23.868 0.018	33.359	2'10.533 2'10.551	5	0.018
11	12 A. RUSMIPUTRO	INA	Yamaha YZF-R3	36.807 0.177	36.689 0.014	23.853 0.390	33.874 0.256	2'11.223 2'12.060	16	0.837
12	5 R. VOS	NED	KTM RC 390 R	36.737 0.552	36.853 0.504	24.034 0.020	33.602	2'11.226 2'12.302	18	1.076
13	19 L. BERNARDI	ITA	Yamaha YZF-R3	36.984	36.526 0.015	23.823 0.056	33.967 0.559	2'11.300 2'11.930	14	0.630
14	99 P. GRASSIA	ITA	Yamaha YZF-R3	37.096	36.313	23.797	34.128	2'11.334 2'11.334	10	
15	96 I. PRATNA	INA	Yamaha YZF-R3	37.354 0.126	36.392 0.129	23.787 0.176	33.965	2'11.498 2'11.929	13	0.431
16	54 F. FULIGNI	ITA	Yamaha YZF-R3	37.077	36.545 0.077	23.979	33.927 0.348	2'11.528 2'11.953	15	0.425
17	84 J. OVERBEEKE	NED	Yamaha YZF-R3	37.364	36.585 0.313	23.980	34.028	2'11.957 2'12.270	17	0.313
18	78 J. FORAY	FRA	Kawasaki Ninja 400	37.388	36.893 0.433	23.877	34.200	2'12.358 2'12.791	19	0.433
19	28 D. KOOPMAN	NED	Yamaha YZF-R3	37.345	36.877	24.312 1.275	33.886	2'12.420 2'13.695	23	1.275
20	58 T. FINOCCHIARO	GBR	Honda CBR500R	37.261	37.132 0.150	24.271 0.759	33.797	2'12.461 2'13.370	20	0.909
21	64 H. DE CANCELLIS	FRA	Yamaha YZF-R3	37.595	36.778	24.176 0.120	34.264 0.524	2'12.813 2'13.457	22	0.644
22	18 A. MURLEY	GBR	Yamaha YZF-R3	37.396	36.577 0.282	24.363 0.308	34.497	2'12.833 2'13.423	21	0.590
23	13 D. IOZZO	RSA	Honda CBR500R	37.841 0.069	36.901	24.325	34.241 0.450	2'13.308 2'13.827	25	0.519
24	89 A. CARRASCO	ESP	Yamaha YZF-R3	37.622	37.041 0.091	23.979	34.916 0.165	2'13.558 2'13.814	24	0.256
25	16 M. LUNA BAYEN	ESP	Kawasaki Ninja 400	37.534	37.564	24.732	34.671 0.485	2'14.501 2'14.986	26	0.485
26	7 N. SETTIMO	ITA	Honda CBR500R	37.840	37.680	24.276 0.360	34.738 0.191	2'14.534 2'15.085	28	0.551
27	79 T. ALONSO	POR	Yamaha YZF-R3	37.654	37.431 0.136	24.402 0.259	35.153 0.046	2'14.640 2'15.081	27	0.441
28	44 S. LOCHOFF	RSA	Yamaha YZF-R3	38.195 0.034	37.355	24.576 0.103	35.150 0.015	2'15.276 2'15.428	29	0.152
29	30 D. BLIN	POL	Yamaha YZF-R3	38.361	37.444 0.007	24.396 0.001	35.223	2'15.424 2'15.432	30	0.008
Overall Ideal Time				36.433	35.972	23.402	33.093	2'08.900		

14/04/2018

These data/results cannot be reproduced, stored and/or transmitted in whole or in part by any manner of electronic, mechanical, photocopying, recording, broadcasting or otherwise now known or herein after developed without the previous express consent by the copyright owner, except for reproduction in daily press and regular printed publications on sale to the public within 60 days of the event related to those data/results and always provided that copyright symbol appears together as follows below.

© DORNA WSBK ORGANIZATION Srl 2018





Spanish Round, 13-14-15 April 2018

World Supersport 300 - Chronological Analysis Superpole 1

1° 15 G. VAN STRAALEN (2'09.989)							
Lap	Seg.1	Seg.2	Seg.3	Seg.4	Lap Time	km/h	Local Time
1		38.320	24.876	33.462	200,7	11:32'15.849	
2	36.745	36.882	23.818	33.777	2'11.222	193,5	11:34'27.071
3	37.826	37.345	23.885	34.358	2'13.414	190,1	11:36'40.485
4	36.974	36.784	23.943	35.478	2'13.179	193,5	11:38'53.664
5	36.888	37.031	24.460	33.545	2'11.924C	199,6	11:41'05.588
6	36.433	36.264	23.562	33.730	2'09.989	193,9	11:43'15.577
7	38.529	37.694	24.227	33.284	2'13.734	202,2	11:45'29.311

2° 27 F. ROVELLI (2'10.288)							
Lap	Seg.1	Seg.2	Seg.3	Seg.4	Lap Time	km/h	Local Time
1		38.923	24.703	34.705	192,2	11:33'50.423	
2	37.518	36.869	23.590	34.195	2'12.172	194,9	11:36'02.595
3	37.144	36.285	23.471	34.396	2'11.296	189,1	11:38'13.891
4	37.068	36.026	23.433	34.131	2'10.658	190,1	11:40'24.549
5	37.004	36.580	23.523	34.118	2'11.225	193,2	11:42'35.774
6	37.242	36.328	23.428	33.885	2'10.883	193,9	11:44'46.657
7	36.772	36.065	23.501	33.950	2'10.288	191,8	11:46'56.945

3° 81 M. GONZALEZ (2'10.468)							
Lap	Seg.1	Seg.2	Seg.3	Seg.4	Lap Time	km/h	Local Time
1		38.706	24.989	39.874	152,5	11:32'19.585	
2	37.184	36.609	24.258	33.564	2'11.615	204,9	11:34'31.200
3	37.432	36.719	23.959	33.333	2'11.443	203,4	11:36'42.643
4	36.587	35.972	23.556	34.353	2'10.468	193,5	11:38'53.111
5	38.014	36.695	23.830	34.389	2'12.928	194,2	11:41'06.039
6	36.573	36.295	23.554	35.426	2'11.848	171,4	11:43'17.887
7	36.621	36.544	23.611	33.745	2'10.521	197,8	11:45'28.408

4° 93 W. KHAN (2'10.551)							
Lap	Seg.1	Seg.2	Seg.3	Seg.4	Lap Time	km/h	Local Time
1		37.904	24.503	33.988	198,2	11:32'16.075	
2	37.090	36.904	23.892	33.487	2'11.373C	203,4	11:34'27.448
3	37.571	36.790	24.052	34.382	2'12.795	195,7	11:36'40.243
4	37.914	36.399	23.896	35.091	2'13.300	183,7	11:38'53.543
5	38.191	37.081	24.366	33.593	2'13.231C	200,4	11:41'06.774
6	36.988	36.318	23.886	33.559	2'10.551	205,7	11:43'17.325
7	37.162	36.528	23.868	33.925	2'11.483C	202,2	11:45'28.808

5° 22 M. KALININ (2'10.709)							
Lap	Seg.1	Seg.2	Seg.3	Seg.4	Lap Time	km/h	Local Time
1		37.814	24.620	33.854	201,5	11:32'16.620	
2	37.187	36.228	23.731	33.563	2'10.709	198,5	11:34'27.329
3	38.039	37.147	24.101	34.216	2'13.503	191,5	11:36'40.832
4	37.746	36.454	24.499	34.205	2'12.904	194,6	11:38'53.736
5	37.236	36.503	23.826	33.420	2'10.985	201,5	11:41'04.721
6	38.311	36.294	24.236	33.093	2'11.934	199,6	11:43'16.655
7	37.094	36.955	29.517	33.622	2'17.188	200,7	11:45'33.843

6° 33 D. VALLE (2'10.964)							
Lap	Seg.1	Seg.2	Seg.3	Seg.4	Lap Time	km/h	Local Time
1		38.056	24.163	40.087	156,5	11:32'20.447	
2	36.804	36.295	24.252	33.779	2'11.130	200,4	11:34'31.577
3	36.924	36.782	23.850	33.408	2'10.964	207,3	11:36'42.541
4	37.244	36.236	24.096	34.592	2'12.168	181,2	11:38'54.709
5	37.122	38.536	24.235	34.271	2'14.164	194,9	11:41'08.873
6	36.812	36.130	23.838	34.248	2'11.028	196,7	11:43'19.901
7	38.520	36.751	24.206	34.102	2'13.579	195,7	11:45'33.480

7° 69 M. HERRERA (2'10.992)							
Lap	Seg.1	Seg.2	Seg.3	Seg.4	Lap Time	km/h	Local Time
1		39.019	25.089	38.040	156,7	11:32'22.317	

2	37.326	36.631	23.789	34.123	2'11.869	193,5	11:34'34.186
3	36.767	36.649	23.511	34.282	2'11.209C	192,2	11:36'45.395
4	37.065	36.502	23.499	34.243	2'11.309	191,5	11:38'56.704
5	36.928	36.117	24.083	33.878	2'11.006	199,3	11:41'07.710
6	36.588	36.959	23.689	35.059	2'12.295	178,8	11:43'20.005
7	37.243	36.356	23.402	33.991	2'10.992	192,5	11:45'30.997

8° 97 M. KAPPLER (2'11.334)							
Lap	Seg.1	Seg.2	Seg.3	Seg.4	Lap Time	km/h	Local Time
1		39.115	25.322	34.002	200,4	11:32'19.758	
2	36.895	36.425	24.459	33.649	2'11.428	201,5	11:34'31.186
3	36.610	37.011	23.796	33.274	2'10.691C	204,2	11:36'41.877
4	36.910	36.894	24.319	33.872	2'11.995	204,5	11:38'53.872
5	37.570	36.609	24.319	33.397	2'11.895	201,1	11:41'05.767
6	37.036	36.425	24.108	33.765	2'11.334	198,5	11:43'17.101
7	37.221	36.809	23.982	33.587	2'11.599	200,0	11:45'28.700

9° 99 P. GRASSIA (2'11.334)							
Lap	Seg.1	Seg.2	Seg.3	Seg.4	Lap Time	km/h	Local Time
1		37.951	24.602	34.735	188,5	11:32'29.079	
2	37.261	36.373	23.809	34.587	2'12.030	190,1	11:34'41.109
3	37.096	36.313	23.797	34.128	2'11.334	189,5	11:36'52.443
4	48.358	44.559	24.128	35.279	2'32.324	188,8	11:39'24.767
5	37.576	43.174	43.145	47.858	2'51.753P	165,9	11:42'16.520

10° 14 E. DE LA VEGA (2'11.342)							
Lap	Seg.1	Seg.2	Seg.3	Seg.4	Lap Time	km/h	Local Time
1		37.974	24.410	34.058	198,9	11:32'17.554	
2	37.197	37.221	24.381	33.804	2'12.603	202,6	11:34'30.157
3	37.156	36.769	24.061	33.461	2'11.447	202,6	11:36'41.604
4	37.070	36.478	24.564	33.824	2'11.936	200,0	11:38'53.540
5	37.380	36.776	23.806	33.380	2'11.342	204,2	11:41'04.882
6	38.290	36.410	24.207	33.391	2'12.298	202,6	11:43'17.180
7	36.673	36.657	24.076	34.023	2'11.429	196,4	11:45'28.609

11° 41 J. JÄHNIG (2'11.407)							
Lap	Seg.1	Seg.2	Seg.3	Seg.4	Lap Time	km/h	Local Time
1		38.011	25.118	33.748	201,9	11:32'18.268	
2	37.115	36.886	24.393	33.536	2'11.930	205,7	11:34'30.198
3	36.945	36.570	24.255	33.637	2'11.407	200,7	11:36'41.605
4	36.656	36.712	24.291	33.851	2'11.510	203,4	11:38'53.115
5	37.298	36.708	23.890	33.736	2'11.632C	196,7	11:41'04.747
6	37.695	36.379	24.140	33.579	2'11.793	199,3	11:43'16.540
7	37.081	37.780	24.195	33.234	2'12.290	203,4	11:45'28.830

12° 96 I. PRATNA (2'11.929)							
Lap	Seg.1	Seg.2	Seg.3	Seg.4	Lap Time	km/h	Local Time
1		39.423	25.625	39.660	126,9	11:32'21.443	
2	37.901	36.928	23.980	34.197	2'13.006	196,4	11:34'34.449
3	37.480	36.521	23.963	33.965	2'11.929	196,4	11:36'46.378
4	37.392	36.392	24.269	34.117	2'12.170C	196,4	11:38'58.548
5	37.460	36.986	23.787	34.210	2'12.443	198,5	11:41'10.991
6	37.354	36.865	24.529	34.663	2'13.411	189,1	11:43'24.402
7	37.671	36.938	23.973	34.380	2'12.962	194,2	11:45'37.364

13° 19 L. BERNARDI (2'11.930)							
Lap	Seg.1	Seg.2	Seg.3	Seg.4	Lap Time	km/h	Local Time
1		37.684	24.455	39.940	157,0	11:32'20.834	
2	37.138	36.526	23.952	34.754	2'12.370	189,5	11:34'33.204
3	37.680	36.652	24.396	34.139	2'12.867	196,4	11:36'46.071
4	37.352	36.649	24.101	33.967	2'12.069	197,1	11:38'58.140
5	37.305	36.570	23.823	34.614	2'12.312	190,5	11:41'10.452
6	37.443	37.253	25.029	34.602	2'14.327	184,6	11:43'24.779
7	36.984	36.541	23.879	34.526	2'11.930	196,4	11:45'36.709

14/04/2018 P = Pits In/Out - C = Lap Time Cancelled

These data/results cannot be reproduced, stored and/or transmitted in whole or in part by any manner of electronic, mechanical, photocopying, recording, broadcasting or otherwise now known or herein after developed without the previous express consent by the copyright owner, except for reproduction in daily press and regular printed publications on sale to the public within 60 days of the event related to those data/results and always provided that copyright symbol appears together as follows below.

© DORNA WSBK ORGANIZATION Srl 2018



Official Fuel Supplier

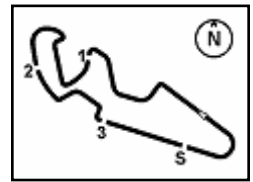


FKR PERUGIA TIMING

Official Tyre Supplier



Official Timekeeper



Spanish Round, 13-14-15 April 2018

World Supersport 300 - Chronological Analysis Superpole 1

14° 54 F. FULIGNI (2'11.953)							
Lap	Seg.1	Seg.2	Seg.3	Seg.4	Lap Time	km/h	Local Time
1		38.626	24.880	37.479		160,2	11:32'20.714
2	37.600	36.545	23.999	34.016	2'12.160	195,3	11:34'32.874
3	37.860	36.769	24.318	34.392	2'13.339	193,9	11:36'46.213
4	37.077	36.622	23.979	34.275	2'11.953	191,5	11:38'58.166
5	37.658	36.762	24.010	33.927	2'12.357	194,6	11:41'10.523
6	37.258	37.235	24.979	34.331	2'13.803	192,5	11:43'24.326
7	37.092	36.672	24.465	34.323	2'12.552	197,8	11:45'36.878

15° 12 A. RUSMIPUTRO (2'12.060)							
Lap	Seg.1	Seg.2	Seg.3	Seg.4	Lap Time	km/h	Local Time
1		39.081	25.181	37.077		147,5	11:32'20.726
2	37.350	36.733	24.244	33.874	2'12.201	195,7	11:34'32.927
3	37.493	36.738	24.969	33.965	2'13.165	200,7	11:36'46.092
4	36.984	36.703	24.243	34.130	2'12.060	192,2	11:38'58.152
5	37.957	37.055	24.048	34.426	2'13.486	195,7	11:41'11.638
6	36.807	36.689	23.956	34.718	2'12.170	190,1	11:43'23.808
7	37.405	36.959	23.853	34.819	2'13.036	192,2	11:45'36.844

16° 84 J. OVERBEEKE (2'12.270)							
Lap	Seg.1	Seg.2	Seg.3	Seg.4	Lap Time	km/h	Local Time
1		38.929	25.163	35.537		186,9	11:32'30.468
2	38.238	37.450	24.634	35.503	2'15.825	186,5	11:34'46.293
3	38.479	37.659	24.617	40.799	2'21.554P	186,9	11:37'07.847
4	2'23.564	37.496	24.437	34.357	3'59.854P	195,3	11:41'07.701
5	37.364	36.898	23.980	34.028	2'12.270	198,5	11:43'19.971
6	37.776	36.585	24.350	34.736	2'13.447	190,1	11:45'33.418

17° 5 R. VOS (2'12.302)							
Lap	Seg.1	Seg.2	Seg.3	Seg.4	Lap Time	km/h	Local Time
1		38.602	25.373	33.646		205,3	11:32'16.666
2	37.367	37.701	24.409	34.163	2'13.640	196,0	11:34'30.306
3	37.289	37.357	24.054	33.602	2'12.302	203,8	11:36'42.608
4	36.987	37.176	24.190	34.110	2'12.463	197,8	11:38'55.071
5	37.019	37.298	24.288	33.716	2'12.321	201,1	11:41'07.392
6	36.737	36.854	24.585	34.297	2'12.473	199,3	11:43'19.865
7	37.495	36.853	24.034	34.280	2'12.662	191,2	11:45'32.527

18° 78 J. FORAY (2'12.791)							
Lap	Seg.1	Seg.2	Seg.3	Seg.4	Lap Time	km/h	Local Time
1		38.943	25.722	34.982		193,2	11:32'16.602
2	38.011	37.607	31.496	34.342	2'21.456	200,7	11:34'38.058
3	37.667	36.954	24.962	34.209	2'13.792	200,7	11:36'51.850
4	37.564	37.200	38.385	41.257	2'34.406	129,5	11:39'26.256
5	37.448	36.893	24.480	34.465	2'13.286	194,6	11:41'39.542
6	37.543	37.347	24.395	34.383	2'13.668	194,2	11:43'53.210
7	37.388	37.326	23.877	34.200	2'12.791	197,8	11:46'06.001

19° 58 T. FINOCCHIARO (2'13.370)							
Lap	Seg.1	Seg.2	Seg.3	Seg.4	Lap Time	km/h	Local Time
1		39.234	25.206	35.170		192,2	11:32'24.936
2	38.260	37.642	24.308	34.055	2'14.265	197,4	11:34'39.201
3	37.261	37.282	25.030	33.797	2'13.370	201,5	11:36'52.571
4	38.532	37.265	24.394	34.286	2'14.477	196,0	11:39'07.048
5	37.533	37.142	24.850	34.472	2'13.997	191,2	11:41'21.045
6	38.755	37.347	24.271	34.816	2'15.189	192,2	11:43'36.234
7	38.395	37.132	24.775	34.350	2'14.652	194,6	11:45'50.886

20° 18 A. MURLEY (2'13.423)							
Lap	Seg.1	Seg.2	Seg.3	Seg.4	Lap Time	km/h	Local Time
1		38.384	25.179	35.576		189,1	11:32'22.111
2	37.559	37.211	24.959	35.540	2'15.269	194,9	11:34'37.380

3	37.907	37.255	24.803	34.692	2'14.657	190,5	11:36'52.037
4	37.844	36.891	24.363	34.818	2'13.916	189,5	11:39'05.953
5	39.479	36.577	25.062	35.070	2'16.188	187,2	11:41'22.141
6	37.605	37.221	25.103	35.073	2'15.002	188,5	11:43'37.143
7	37.396	36.859	24.671	34.497	2'13.423	189,5	11:45'50.566

21° 64 H. DE CANCELLIS (2'13.457)							
Lap	Seg.1	Seg.2	Seg.3	Seg.4	Lap Time	km/h	Local Time
1		38.833	25.189	35.004		192,5	11:32'21.732
2	38.352	37.389	25.052	34.825	2'15.618	194,6	11:34'37.350
3	38.235	37.475	25.007	34.264	2'14.981	197,8	11:36'52.331
4	38.418	37.625	24.643	34.635	2'15.321	193,2	11:39'07.652
5	37.595	36.778	24.296	34.788	2'13.457	186,2	11:41'21.109
6	37.968	37.295	24.176	35.540	2'14.979	185,2	11:43'36.088
7	38.041	37.185	24.521	34.980	2'14.727	187,2	11:45'50.815

22° 28 D. KOOPMAN (2'13.695)							
Lap	Seg.1	Seg.2	Seg.3	Seg.4	Lap Time	km/h	Local Time
1		38.755	25.562	35.151		188,5	11:32'24.648
2	38.084	37.232	24.312	34.418	2'14.046	192,9	11:34'38.694
3	37.345	36.877	25.587	33.886	2'13.695	200,7	11:36'52.389
4	37.881	37.019	24.401	34.403	2'13.704	193,9	11:39'06.093
5	37.608	37.092	24.788	36.056	2'15.544	182,4	11:41'21.637
6	38.696	37.660	25.049	42.802	2'24.207P	184,0	11:43'45.844

23° 89 A. CARRASCO (2'13.814)							
Lap	Seg.1	Seg.2	Seg.3	Seg.4	Lap Time	km/h	Local Time
1		39.318	24.890	35.816		188,5	11:32'20.964
2	38.039	37.797	24.529	35.117	2'15.482	188,8	11:34'36.446
3	38.336	37.638	24.624	35.063	2'15.661	188,5	11:36'52.107
4	37.622	37.132	23.979	35.081	2'13.814	191,8	11:39'05.921
5	38.151	37.041	25.069	34.916	2'15.177	190,1	11:41'21.098
6	38.281	37.287	24.279	35.361	2'15.208	190,5	11:43'36.306
7	37.983	37.212	24.152	34.931	2'14.278	188,2	11:45'50.584

24° 13 D. IOZZO (2'13.827)							
Lap	Seg.1	Seg.2	Seg.3	Seg.4	Lap Time	km/h	Local Time
1		39.168	25.423	35.852		191,8	11:32'21.361
2	38.166	37.851	24.748	35.059	2'15.824	194,2	11:34'37.185
3	37.916	37.567	25.222	34.307	2'15.012	197,8	11:36'52.197
4	37.910	36.901	24.325	34.691	2'13.827	188,5	11:39'06.024
5	37.841	37.235	24.820	34.895	2'14.791	189,5	11:41'20.815
6	38.188	37.781	24.347	35.173	2'15.489	189,1	11:43'36.304
7	38.028	37.356	24.595	34.241	2'14.220	197,4	11:45'50.524

25° 16 M. LUNA BAYEN (2'14.986)							
Lap	Seg.1	Seg.2	Seg.3	Seg.4	Lap Time	km/h	Local Time
1		39.365	25.348	34.671		195,7	11:32'27.641
2	37.534	37.564	24.732	35.156	2'14.986	193,9	11:34'42.627

26° 79 T. ALONSO (2'15.081)							
Lap	Seg.1	Seg.2	Seg.3	Seg.4	Lap Time	km/h	Local Time
1		39.455	25.487	36.140		181,8	11:32'24.844
2	38.727	37.799	24.687	35.153	2'16.366	190,8	11:34'41.210
3	37.654	37.567	24.661	35.199	2'15.081	190,5	11:36'56.291
4	38.724	37.879	24.531	35.679	2'16.813	186,2	11:39'13.104
5	38.442	37.664	24.556	35.407	2'16.069	186,9	11:41'29.173
6	38.642	37.501	24.402	35.575	2'16.120	186,2	11:43'45.293
7	38.301	37.431	24.465	35.472	2'15.669	184,9	11:46'00.962

27° 7 N. SETTIMO (2'15.085)							
Lap	Seg.1	Seg.2	Seg.3	Seg.4	Lap Time	km/h	Local Time
1		39.105	25.491	35.292		194,6	11:32'24.588
2	38.499	37.716	24.735	34.738	2'15.688	195,7	11:34'40.276

14/04/2018 P = Pits In/Out - C = Lap Time Cancelled

These data/results cannot be reproduced, stored and/or transmitted in whole or in part by any manner of electronic, mechanical, photocopying, recording, broadcasting or otherwise now known or herein after developed without the previous express consent by the copyright owner, except for reproduction in daily press and regular printed publications on sale to the public within 60 days of the event related to those data/results and always provided that copyright symbol appears together as follows below.

© DORNA WSBK ORGANIZATION Srl 2018



Official Fuel Supplier

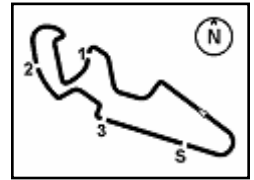


FKR PERUGIA TIMING

Official Tyre Supplier



Official Timekeeper



Spanish Round, 13-14-15 April 2018

World Supersport 300 - Chronological Analysis Superpole 1

3	37.840	37.680	24.636	34.929	2'15.085	193,5	11:36'55.361
4	38.549	37.687	24.459	34.981	2'15.676	192,2	11:39'11.037
5	38.502	37.924	24.549	35.009	2'15.984	190,8	11:41'27.021
6	38.216	37.893	24.277	35.109	2'15.495	189,8	11:43'42.516
7	38.038	37.715	24.276	35.359	2'15.388	189,1	11:45'57.904

28° 44 S. LOCHOFF (2'15.428)							
Lap	Seg.1	Seg.2	Seg.3	Seg.4	Lap Time	km/h	Local Time
1		39.500	25.632	35.441		189,5	11:32'25.586
2	38.410	37.753	25.501	35.217	2'16.881	188,5	11:34'42.467
3	38.195	37.538	24.576	35.455	2'15.764	189,5	11:36'58.231
4	38.353	37.402	24.761	35.150	2'15.666	189,5	11:39'13.897
5	38.229	37.355	24.679	35.165	2'15.428	194,2	11:41'29.325
6	38.813	39.442	25.428	35.732	2'19.415	183,7	11:43'48.740
7	38.629	37.624	24.975	35.599	2'16.827	184,6	11:46'05.567

29° 30 D. BLIN (2'15.432)							
Lap	Seg.1	Seg.2	Seg.3	Seg.4	Lap Time	km/h	Local Time
1		39.019	25.587	35.792		187,8	11:32'30.979
2	38.558	38.122	25.177	35.911	2'17.768	185,2	11:34'48.747
3	38.806	37.866	24.988	35.909	2'17.569	185,6	11:37'06.316
4	38.700	37.989	24.892	35.675	2'17.256	184,6	11:39'23.572
5	38.677	37.742	24.723	35.352	2'16.494	186,9	11:41'40.066
6	38.373	37.444	24.396	35.286	2'15.499	184,3	11:43'55.565
7	38.361	37.451	24.397	35.223	2'15.432	185,6	11:46'10.997

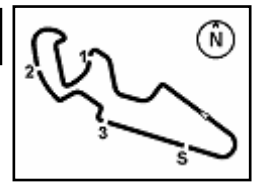
30° 36 B. NEILA							
Lap	Seg.1	Seg.2	Seg.3	Seg.4	Lap Time	km/h	Local Time
1		38.905	26.048	48.661		190,1	11:32'30.105
2	5'04.785	38.713	26.219	46.284	6'56.001P	188,5	11:39'26.106

14/04/2018 P = Pits In/Out - C = Lap Time Cancelled

These data/results cannot be reproduced, stored and/or transmitted in whole or in part by any manner of electronic, mechanical, photocopying, recording, broadcasting or otherwise now known or herein after developed without the previous express consent by the copyright owner, except for reproduction in daily press and regular printed publications on sale to the public within 60 days of the event related to those data/results and always provided that copyright symbol appears together as follows below.

© DORNA WSBK ORGANIZATION Srl 2018






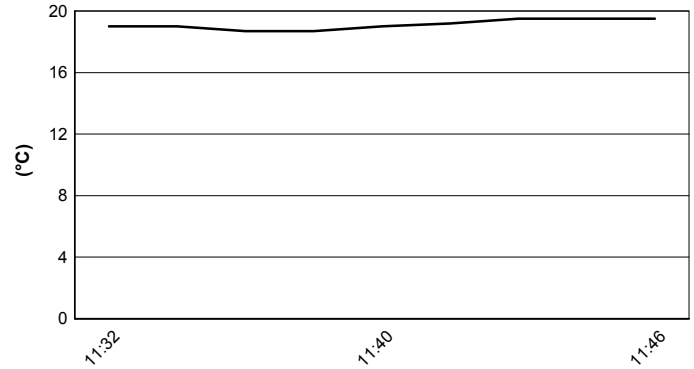
MotorLand Aragon 5.077 m

Spanish Round, 13-14-15 April 2018
World Supersport 300 - Weather Report Superpole 1
 Session started 11:30 - Session ended 11:47


Air Temperature




Track Temperature



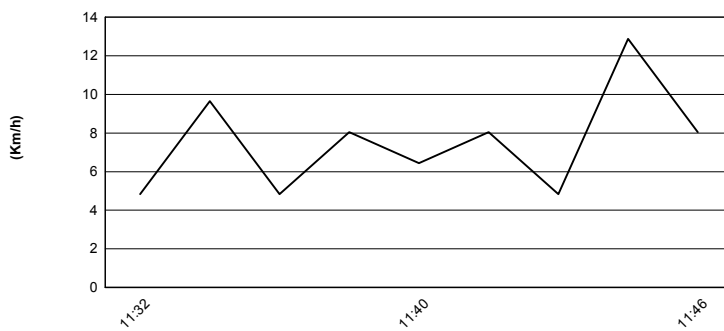
Air Pressure



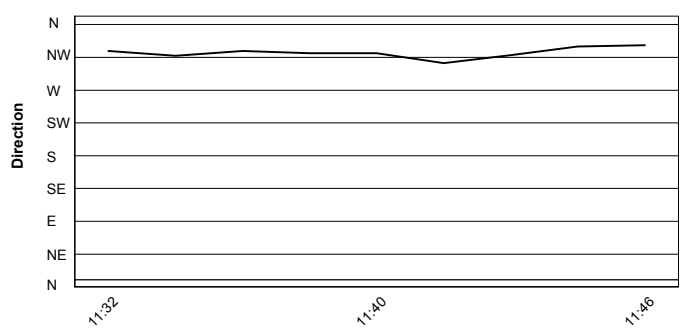
Humidity



Wind Speed



Wind Direction



14/04/2018

These data/results cannot be reproduced, stored and/or transmitted in whole or in part by any manner of electronic, mechanical, photocopying, recording, broadcasting or otherwise now known or herein after developed without the previous express consent by the copyright owner, except for reproduction in daily press and regular printed publications on sale to the public within 60 days of the event related to those data/results and always provided that copyright symbol appears together as follows below.

© DORNA WSBK ORGANIZATION Srl 2018



Official Fuel Supplier



FICR PERUGIA TIMING

Official Tyre Supplier



Official Timekeeper