

Spanish Round, 13-14-15 April 2018

World Supersport 300 - Free Practices & Superpole Combined Results

MotorLand Aragon 5.077 m

No.	Rider	Nat	Team	Bike	FPs	LL	Superpole	Gap	Time	Avg
1	8 M. PEREZ	ESP	Kawasaki ParkinGO Team	Kawasaki Ninja 400	2'10.488	15	2'07.938		2'07.938	142,860
2	95 S. DEROUE	NED	Motoport Kawasaki	Kawasaki Ninja 400	2'09.235	14	2'08.729	0.791	2'08.729	141,982
3	20 D. LOUREIRO	RSA	DS Junior Team	Kawasaki Ninja 400	2'10.698	21	2'08.924	0.986	2'08.924	141,767
4	2 A. CARRASCO	ESP	DS Junior Team	Kawasaki Ninja 400	2'10.123	19	2'08.928	0.990	2'08.928	141,763
5	17 K. MEUFFELS	NED	KTM Fortron Junior Team	KTM RC 390 R	2'10.132	13	2'09.019	1.081	2'09.019	141,663
6	6 R. SCHOTMAN	NED	Motoport Kawasaki	Kawasaki Ninja 400	2'08.972	21	2'09.125	1.187	2'09.125	141,547
7	21 B. SANCHEZ	ESP	ETG Racing	Kawasaki Ninja 400	2'10.487	13	2'09.577	1.639	2'09.577	141,053
8	43 L. GRUNWALD	GER	Freudenberg KTM WorldSSP Team	KTM RC 390 R	2'09.155	19	2'09.663	1.725	2'09.663	140,959
9	27 F. ROVELLI	ITA	Kawasaki ParkinGO Team	Kawasaki Ninja 400	2'13.013	15	2'09.912	1.974	2'09.912	140,689
10	71 T. EDWARDS	AUS	Nutec - Benjan - Kawasaki	Kawasaki Ninja 400	2'08.752	24	2'10.031	2.093	2'10.031	140,560
11	55 G. HENDRA PRATAMA	INA	BIBLION YAMAHA MOTOXRACING	Yamaha YZF-R3	2'10.850	19	2'10.208	2.270	2'10.208	140,369
12	15 G. VAN STRAALLEN	NED	KTM Fortron Racing Team	KTM RC 390 R	2'10.922	17	2'11.354	3.416	2'11.354	139,145
13	81 M. GONZALEZ	ESP	Pertantina Almeria BCD Junior Team by MS	Yamaha YZF-R3	2'12.459	11	2'10.468		2'10.468	140,090
14	93 W. KHAN	NED	Nutec - Benjan - Kawasaki	Kawasaki Ninja 400	2'11.643	25	2'10.551	0.083	2'10.551	140,000
15	22 M. KALININ	UKR	GP Project Team	Kawasaki Ninja 400	2'11.169	21	2'10.709	0.241	2'10.709	139,831
16	33 D. VALLE	ESP	BCD Yamaha MS Racing	Yamaha YZF-R3	2'11.627	11	2'10.964	0.496	2'10.964	139,559
17	69 M. HERRERA	ESP	BCD Yamaha MS Racing	Yamaha YZF-R3	2'12.540	11	2'10.992	0.524	2'10.992	139,529
18	97 M. KAPPLER	GER	Freudenberg KTM WorldSSP Team	KTM RC 390 R	2'11.079	22	2'11.334	0.866	2'11.334	139,166
19	99 P. GRASSIA	ITA	BIBLION YAMAHA MOTOXRACING	Yamaha YZF-R3	2'11.125	19	2'11.334	0.866	2'11.334	139,166
20	14 E. DE LA VEGA	FRA	GP Project Team	Kawasaki Ninja 400	2'11.736	21	2'11.342	0.874	2'11.342	139,157
21	41 J. JÄHNIG	GER	Freudenberg KTM Junior Team	KTM RC 390 R	2'13.582	13	2'11.407	0.939	2'11.407	139,088
22	96 I. PRATNA	INA	TERRA E MOTO	Yamaha YZF-R3	2'15.280	21	2'11.929	1.461	2'11.929	138,538
23	19 L. BERNARDI	ITA	Team Trasimeno	Yamaha YZF-R3	2'14.809	11	2'11.930	1.462	2'11.930	138,537
24	54 F. FULIGNI	ITA	GRT Yamaha WorldSSP300 Team	Yamaha YZF-R3	2'15.351	23	2'11.953	1.485	2'11.953	138,513
25	12 A. RUSMIPUTRO	INA	Pertamina Almeria BCD by MS Racing	Yamaha YZF-R3	2'14.480	9	2'12.060	1.592	2'12.060	138,401
26	84 J. OVERBEEKE	NED	Team Trasimeno	Yamaha YZF-R3	2'16.058	14	2'12.270	1.802	2'12.270	138,181
27	5 R. VOS	NED	KTM Fortron Racing Team	KTM RC 390 R	2'14.430	12	2'12.302	1.834	2'12.302	138,148
28	78 J. FORAY	FRA	ETG Racing	Kawasaki Ninja 400	2'12.814	8	2'12.791	2.323	2'12.791	137,639
29	58 T. FINOCCHIARO	GBR	Scuderia Maranga Racing	Honda CBR500R	2'15.525	12	2'13.370	2.902	2'13.370	137,041
30	18 A. MURLEY	GBR	Team Toth - Yart	Yamaha YZF-R3	2'14.561	10	2'13.423	2.955	2'13.423	136,987
31	64 H. DE CANCELLIS	FRA	Team Toth - Yart	Yamaha YZF-R3	2'13.336	21	2'13.457	2.989	2'13.457	136,952
32	28 D. KOOPMAN	NED	GRT Yamaha WorldSSP300 Team	Yamaha YZF-R3	2'13.294	23	2'13.695	3.227	2'13.695	136,708
33	89 A. CARRASCO	ESP	ARCO-MotoR UPV University Team	Yamaha YZF-R3	2'17.039	21	2'13.814	3.346	2'13.814	136,587
34	13 D. IOZZO	RSA	Racedays	Honda CBR500R	2'19.688	16	2'13.827	3.359	2'13.827	136,573
35	16 M. LUNA BAYEN	ESP	C.M. Racing A.S.D.	Kawasaki Ninja 400	2'11.976	24	2'14.986	4.518	2'14.986	135,401
36	79 T. ALONSO	POR	Samurai-YART Racing	Yamaha YZF-R3	2'15.786	11	2'15.081	4.613	2'15.081	135,305
37	7 N. SETTIMO	ITA	Scuderia Maranga Racing	Honda CBR500R	2'15.701	13	2'15.085	4.617	2'15.085	135,301
38	44 S. LOCHOFF	RSA	Samurai-YART Racing	Yamaha YZF-R3	2'15.848	11	2'15.428	4.960	2'15.428	134,959
39	30 D. BLIN	POL	Polish Talent Team	Yamaha YZF-R3	2'15.275	22	2'15.432	4.964	2'15.432	134,955
40	36 B. NEILA	ESP	BCD Yamaha MS Racing	Yamaha YZF-R3	2'14.202	11			2'14.202	136,192

14/04/2018

The results are provisional until the end of the time limit for protests and appeals and the completion of the technical checks.

These data/results cannot be reproduced, stored and/or transmitted in whole or in part by any manner of electronic, mechanical, photocopying, recording, broadcasting or otherwise now known or herein after developed without the previous express consent by the copyright owner, except for reproduction in daily press and regular printed publications on sale to the public within 60 days of the event related to those data/results and always provided that copyright symbol appears together as follows below.

© DORNA WSBK ORGANIZATION Srl 2018



Official Fuel Supplier

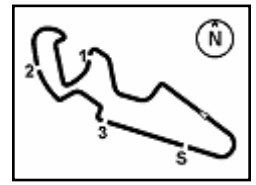


FKR PERUGIA TIMING

Official Tyre Supplier



Official Timekeeper



MotorLand Aragon 5.077 m

Spanish Round, 13-14-15 April 2018

World Supersport 300 - Provisional Starting Grid

11 Laps x 5,077 km = 55,847 km

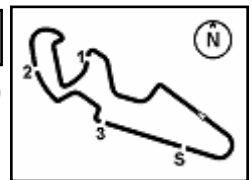


			1		
	3	2	8		1
	20 LOUREIRO D. Kawasaki 2'08.924 SP2	95 DEROUÉ S. Kawasaki 2'08.729 SP2	PÉREZ M. Kawasaki 2'07.938 SP2		
		5	2		2
6		17 MEUFFELS K. KTM 2'09.019 SP2	2 CARRASCO A. Kawasaki 2'08.928 SP2		
	6				
	6 SCHOTMAN R. Kawasaki 2'09.125 SP2				
		8			3
	9	43 GRUNWALD L. KTM 2'09.663 SP2	21 SANCHEZ B. Kawasaki 2'09.577 SP2		
	27 ROVELLI F. Kawasaki 2'09.912 SP2				
		11	71		4
	12	55 HENDRA PRATAMA G. Yamaha 2'10.208 SP2	EDWARDS T. Kawasaki 2'10.031 SP2		
15					
	15	14	81		5
	22 KALININ M. Kawasaki 2'10.709 SP1	93 KHAN W. Kawasaki 2'10.551 SP1	GONZALEZ M. Yamaha 2'10.468 SP1		
		17			
	18	69 HERRERA M. Yamaha 2'10.992 SP1	33 VALLE D. Yamaha 2'10.964 SP1		6
97					
	21	20	99		7
	41 JÄHNIG J. KTM 2'11.407 SP1	14 DE LA VEGA E. Kawasaki 2'11.342 SP1	GRASSIA P. Yamaha 2'11.334 SP1		
		23			
	24	19 BERNARDI L. Yamaha 2'11.930 SP1	96 PRATNA I. Yamaha 2'11.929 SP1		8
54					
	27	26	12		9
	5 VOS R. KTM 2'12.302 SP1	84 OVERBEEKE J. Yamaha 2'12.270 SP1	RUSMIPUTRO A. Yamaha 2'12.060 SP1		
		29			
	30	58 FINOCCHIARO T. Honda 2'13.370 SP1	78 FORAY J. Kawasaki 2'12.791 SP1		10
18					
	33	32	64		11
	89 CARRASCO A. Yamaha 2'13.814 SP1	28 KOOPMAN D. Yamaha 2'13.695 SP1	DE CANCELLIS H. Yamaha 2'13.457 SP1		
		35			
	36	16 LUNA BAYEN M. Kawasaki 2'14.986 SP1	13 IOZZO D. Honda 2'13.827 SP1		12
79					
	39	38	7		13
	30 BLIN D. Yamaha 2'15.432 SP1	44 LOCHOFF S. Yamaha 2'15.428 SP1	SETTIMO N. Honda 2'15.085 SP1		
		40	36		14
			NEILA B. Yamaha SP1		

14/04/2018 Jury President

..... Race Director





Spanish Round, 13-14-15 April 2018

World Supersport 300 - Results Superpole 2

No.	Rider	Nat	Team	Bike	Time	Gap	Rel.	Laps	Speed	
									Avg	Max
1	8 M. PEREZ	ESP	Kawasaki ParkinGO Team	Kawasaki Ninja 400	2'07.938			6	142,860	204,2
2	95 S. DEROUE	NED	Motoport Kawasaki	Kawasaki Ninja 400	2'08.729	0.791	0.791	6	141,982	202,6
3	20 D. LOUREIRO	RSA	DS Junior Team	Kawasaki Ninja 400	2'08.924	0.986	0.195	6	141,767	202,2
4	2 A. CARRASCO	ESP	DS Junior Team	Kawasaki Ninja 400	2'08.928	0.990	0.004	6	141,763	204,9
5	17 K. MEUFFELS	NED	KTM Fortron Junior Team	KTM RC 390 R	2'09.019	1.081	0.091	6	141,663	200,4
6	6 R. SCHOTMAN	NED	Motoport Kawasaki	Kawasaki Ninja 400	2'09.125	1.187	0.106	6	141,547	205,7
7	21 B. SANCHEZ	ESP	ETG Racing	Kawasaki Ninja 400	2'09.577	1.639	0.452	6	141,053	204,5
8	43 L. GRUNWALD	GER	Freudenberg KTM WorldSSP Team	KTM RC 390 R	2'09.663	1.725	0.086	6	140,959	201,5
9	27 F. ROVELLI	ITA	Kawasaki ParkinGO Team	Kawasaki Ninja 400	2'09.912	1.974	0.249	6	140,689	197,1
10	71 T. EDWARDS	AUS	Nutec - Benjan - Kawasaki	Kawasaki Ninja 400	2'10.031	2.093	0.119	5	140,560	201,1
11	55 G. HENDRA PRATAMA	INA	BIBLION YAMAHA MOTOXRACING	Yamaha YZF-R3	2'10.208	2.270	0.177	6	140,369	195,7
12	15 G. VAN STRAALEN	NED	KTM Fortron Racing Team	KTM RC 390 R	2'11.354	3.416	1.146	5	139,145	196,7

AIR	Humidity:	77%	Temp:	11°C
TRACK	Condition:	Dry	Temp:	20°C

Records	Pole (SP2)	2017	S.Deroue	2'12.712	137,720	Km/h
	Race (RC)	2017	M.Perez	2'13.610	136,800	Km/h
	Circuit (FP1)	2018	T.Edwards	2'08.752	141,960	Km/h

14/04/2018 Start End The results are provisional until the end of the time limit for protests and appeals
 11:55 12:11 and the completion of the technical checks.

These data/results cannot be reproduced, stored and/or transmitted in whole or in part by any manner of electronic, mechanical, photocopying, recording, broadcasting or otherwise now known or herein after developed without the previous express consent by the copyright owner, except for reproduction in daily press and regular printed publications on sale to the public within 60 days of the event related to those data/results and always provided that copyright symbol appears together as follows below.

© DORNA WSBK ORGANIZATION Srl 2018



Official Fuel Supplier

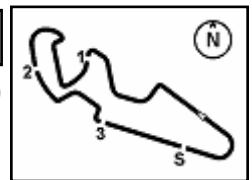


PIRELLI PERUGIA TIMING

Official Tyre Supplier



Official Timekeeper



Spanish Round, 13-14-15 April 2018

World Supersport 300 - Results Superpole 2

Session Highlights

Local Time	No. Rider	Description
11.55.00		Start
11.59.33		New Best Lap
12.00.44	15 G. VAN STRAALEN	Crashed - Turn 9
12.01.25	15 G. VAN STRAALEN	Re-joined
12.05.01	15 G. VAN STRAALEN	BLACK FLAG (Doesn't enter pit lane after crash)
12.05.34	8 M. PEREZ	On the Gravel - Re-Joined - Turn 12
12.06.03	71 T. EDWARDS	Current Lap Cancelled - Exceeded Track Limits - Turn 15
12.06.26	71 T. EDWARDS	On the Gravel - Re-Joined - Turn 1
12.08.13	15 G. VAN STRAALEN	Allowed to continue the practice
12.08.49	71 T. EDWARDS	Crashed - Turn 1
12.11.08		End Of Session

Fastest Laps Sequence

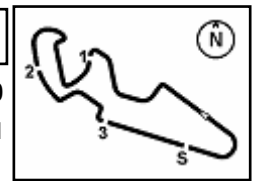
No.	Rider	Nat	Team	Bike	Local Time	Time	Gap	Avg
2	A. CARRASCO	ESP	DS Junior Team	Kawasaki Ninja 400	11:59'22.977	2'09.751		140,864
8	M. PEREZ	ESP	Kawasaki ParkinGO Team	Kawasaki Ninja 400	11:59'37.259	2'09.282	-0.469	141,375
20	D. LOUREIRO	RSA	DS Junior Team	Kawasaki Ninja 400	12:01'32.409	2'09.119	-0.163	141,553
17	K. MEUFFELS	NED	KTM Fortron Junior Team	KTM RC 390 R	12:01'35.945	2'09.019	-0.100	141,663
8	M. PEREZ	ESP	Kawasaki ParkinGO Team	Kawasaki Ninja 400	12:01'45.903	2'08.644	-0.375	142,076
8	M. PEREZ	ESP	Kawasaki ParkinGO Team	Kawasaki Ninja 400	12:08'20.158	2'07.938	-0.706	142,860

Start 14/04/2018 11:55 End 12:11 The results are provisional until the end of the time limit for protests and appeals and the completion of the technical checks.

These data/results cannot be reproduced, stored and/or transmitted in whole or in part by any manner of electronic, mechanical, photocopying, recording, broadcasting or otherwise now known or herein after developed without the previous express consent by the copyright owner, except for reproduction in daily press and regular printed publications on sale to the public within 60 days of the event related to those data/results and always provided that copyright symbol appears together as follows below.

© DORNA WSBK ORGANIZATION Srl 2018





Spanish Round, 13-14-15 April 2018

World Supersport 300 - Best Sectors & Speed Superpole 2

BEST LAP			
1	8 M. PEREZ	Kawasaki Ninja 400	2'07.938
2	95 S. DEROUE	Kawasaki Ninja 400	2'08.729
3	20 D. LOUREIRO	Kawasaki Ninja 400	2'08.924
4	2 A. CARRASCO	Kawasaki Ninja 400	2'08.928
5	17 K. MEUFFELS	KTM RC 390 R	2'09.019
6	6 R. SCHOTMAN	Kawasaki Ninja 400	2'09.125
7	21 B. SANCHEZ	Kawasaki Ninja 400	2'09.577
8	43 L. GRUNWALD	KTM RC 390 R	2'09.663
9	27 F. ROVELLI	Kawasaki Ninja 400	2'09.912
10	71 T. EDWARDS	Kawasaki Ninja 400	2'10.031
11	55 G. HENDRA PRATAMA	Yamaha YZF-R3	2'10.208
12	15 G. VAN STRAALEN	KTM RC 390 R	2'11.354

SPEED			
1	6 R. SCHOTMAN	Kawasaki Ninja 400	205,7
2	2 A. CARRASCO	Kawasaki Ninja 400	204,9
3	21 B. SANCHEZ	Kawasaki Ninja 400	204,5
4	8 M. PEREZ	Kawasaki Ninja 400	204,2
5	95 S. DEROUE	Kawasaki Ninja 400	202,6
6	20 D. LOUREIRO	Kawasaki Ninja 400	202,2
7	43 L. GRUNWALD	KTM RC 390 R	201,5
8	71 T. EDWARDS	Kawasaki Ninja 400	201,1
9	17 K. MEUFFELS	KTM RC 390 R	200,4
10	27 F. ROVELLI	Kawasaki Ninja 400	197,1
11	15 G. VAN STRAALEN	KTM RC 390 R	196,7
12	55 G. HENDRA PRATAMA	Yamaha YZF-R3	195,7

SEG. 1		SEG. 2		SEG. 3		SEG. 4	
1	17 K. MEUFFELS 36.022	1	71 T. EDWARDS 35.495	1	71 T. EDWARDS 23.082	1	21 B. SANCHEZ 32.994
2	71 T. EDWARDS 36.052	2	95 S. DEROUE 35.575	2	8 M. PEREZ 23.106	2	20 D. LOUREIRO 33.074
3	8 M. PEREZ 36.101	3	2 A. CARRASCO 35.583	3	27 F. ROVELLI 23.357	3	17 K. MEUFFELS 33.110
4	2 A. CARRASCO 36.171	4	8 M. PEREZ 35.589	4	95 S. DEROUE 23.396	4	8 M. PEREZ 33.134
5	43 L. GRUNWALD 36.215	5	6 R. SCHOTMAN 35.650	5	6 R. SCHOTMAN 23.423	5	6 R. SCHOTMAN 33.185
6	21 B. SANCHEZ 36.253	6	20 D. LOUREIRO 35.680	6	2 A. CARRASCO 23.521	6	95 S. DEROUE 33.442
7	15 G. VAN STRAALEN 36.258	7	43 L. GRUNWALD 35.730	7	20 D. LOUREIRO 23.523	7	43 L. GRUNWALD 33.467
8	20 D. LOUREIRO 36.275	8	17 K. MEUFFELS 35.819	8	43 L. GRUNWALD 23.532	8	2 A. CARRASCO 33.497
9	95 S. DEROUE 36.316	9	27 F. ROVELLI 35.902	9	55 G. HENDRA PRATAMA 23.579	9	55 G. HENDRA PRATAMA 33.515
10	6 R. SCHOTMAN 36.413	10	55 G. HENDRA PRATAMA 36.017	10	21 B. SANCHEZ 23.597	10	27 F. ROVELLI 33.549
11	55 G. HENDRA PRATAMA 36.654	11	21 B. SANCHEZ 36.051	11	17 K. MEUFFELS 23.646	11	71 T. EDWARDS 33.568
12	27 F. ROVELLI 36.656	12	15 G. VAN STRAALEN 36.358	12	15 G. VAN STRAALEN 23.699	12	15 G. VAN STRAALEN 34.044

14/04/2018

These data/results cannot be reproduced, stored and/or transmitted in whole or in part by any manner of electronic, mechanical, photocopying, recording, broadcasting or otherwise now known or herein after developed without the previous express consent by the copyright owner, except for reproduction in daily press and regular printed publications on sale to the public within 60 days of the event related to those data/results and always provided that copyright symbol appears together as follows below.

© DORNA WSBK ORGANIZATION Srl 2018



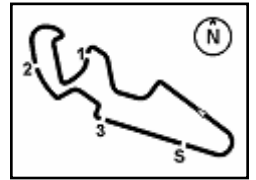
Official Fuel Supplier



Official Tyre Supplier



Official Timekeeper



MotorLand Aragon 5.077 m

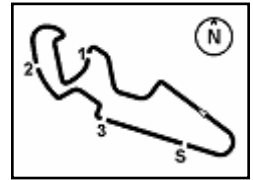
Spanish Round, 13-14-15 April 2018

World Supersport 300 - Ideal Times Superpole 2

No.	Rider	Nat	Bike	Seg. 1	Seg. 2	Seg. 3	Seg. 4	Ideal Time		
				Diff. 1	Diff. 2	Diff. 3	Diff. 4	Best Lap	Pos.	Diff.
1	8 M. PEREZ	ESP	Kawasaki Ninja 400	36.101 0.008	35.589	23.106	33.134	2'07.930 2'07.938	1	0.008
2	71 T. EDWARDS	AUS	Kawasaki Ninja 400	36.052 0.674	35.495 0.284	23.082 0.773	33.568 0.103	2'08.197 2'10.031	10	1.834
3	20 D. LOUREIRO	RSA	Kawasaki Ninja 400	36.275	35.680	23.523	33.074 0.372	2'08.552 2'08.924	3	0.372
4	17 K. MEUFFELS	NED	KTM RC 390 R	36.022 0.149	35.819 0.017	23.646	33.110 0.256	2'08.597 2'09.019	5	0.422
5	6 R. SCHOTMAN	NED	Kawasaki Ninja 400	36.413	35.650	23.423	33.185 0.454	2'08.671 2'09.125	6	0.454
6	95 S. DEROUE	NED	Kawasaki Ninja 400	36.316	35.575	23.396	33.442	2'08.729 2'08.729	2	
7	2 A. CARRASCO	ESP	Kawasaki Ninja 400	36.171 0.102	35.583	23.521	33.497 0.054	2'08.772 2'08.928	4	0.156
8	21 B. SANCHEZ	ESP	Kawasaki Ninja 400	36.253	36.051	23.597	32.994 0.682	2'08.895 2'09.577	7	0.682
9	43 L. GRUNWALD	GER	KTM RC 390 R	36.215 0.375	35.730 0.069	23.532	33.467 0.275	2'08.944 2'09.663	8	0.719
10	27 F. ROVELLI	ITA	Kawasaki Ninja 400	36.656 0.116	35.902 0.221	23.357 0.111	33.549	2'09.464 2'09.912	9	0.448
11	55 G. HENDRA PRATAMA	INA	Yamaha YZF-R3	36.654 0.119	36.017 0.263	23.579 0.061	33.515	2'09.765 2'10.208	11	0.443
12	15 G. VAN STRAALEN	NED	KTM RC 390 R	36.258 0.579	36.358	23.699 0.369	34.044 0.047	2'10.359 2'11.354	12	0.995
Overall Ideal Time				36.022	35.495	23.082	32.994	2'07.593		

14/04/2018
These data/results cannot be reproduced, stored and/or transmitted in whole or in part by any manner of electronic, mechanical, photocopying, recording, broadcasting or otherwise now known or herein after developed without the previous express consent by the copyright owner, except for reproduction in daily press and regular printed publications on sale to the public within 60 days of the event related to those data/results and always provided that copyright symbol appears together as follows below.
© DORNA WSBK ORGANIZATION Srl 2018





Spanish Round, 13-14-15 April 2018

World Supersport 300 - Chronological Analysis Superpole 2

1° 8 M. PEREZ (2'07.938)							
Lap	Seg.1	Seg.2	Seg.3	Seg.4	Lap Time	km/h	Local Time
1		40.047	25.087	37.236		145,7	11:57'27.977
2	36.526	35.994	23.375	33.387	2'09.282	203,4	11:59'37.259
3	36.101	35.842	23.356	33.345	2'08.644	202,2	12:01'45.903
4	36.981	37.139	23.844	33.998	2'11.962	197,1	12:03'57.865
5	36.308	36.045	28.460	33.542	2'14.355	200,4	12:06'12.220
6	36.109	35.589	23.106	33.134	2'07.938	204,2	12:08'20.158
7	36.335	35.744	23.287	33.467	2'08.833	199,6	12:10'28.991

2° 95 S. DEROUÉ (2'08.729)							
Lap	Seg.1	Seg.2	Seg.3	Seg.4	Lap Time	km/h	Local Time
1		37.265	24.978	33.823		200,7	11:57'40.865
2	36.439	36.414	24.039	33.878	2'10.770	197,1	11:59'51.635
3	36.905	36.081	23.631	34.536	2'11.153	188,2	12:02'02.788
4	36.353	35.761	23.574	33.504	2'09.192	200,0	12:04'11.980
5	36.496	36.050	23.664	34.732	2'10.942	196,7	12:06'22.922
6	36.316	35.575	23.396	33.442	2'08.729	202,6	12:08'31.651
7	36.480	36.084	24.407	34.399	2'11.370	192,9	12:10'43.021

3° 20 D. LOUREIRO (2'08.924)							
Lap	Seg.1	Seg.2	Seg.3	Seg.4	Lap Time	km/h	Local Time
1		37.001	24.513	33.785		197,4	11:57'12.595
2	36.717	36.121	23.718	34.139	2'10.695	197,8	11:59'23.290
3	36.482	35.761	23.802	33.074	2'09.119	202,2	12:01'32.400
4	36.557	36.026	23.760	34.140	2'10.483	197,1	12:03'42.892
5	36.745	35.966	23.829	33.410	2'09.950	198,9	12:05'52.842
6	36.762	35.965	23.837	35.809	2'12.373	157,4	12:08'05.215
7	36.275	35.680	23.523	33.446	2'08.924	200,7	12:10'14.139

4° 2 A. CARRASCO (2'08.928)							
Lap	Seg.1	Seg.2	Seg.3	Seg.4	Lap Time	km/h	Local Time
1		37.967	24.557	34.778		193,2	11:57'13.226
2	36.642	35.904	23.708	33.497	2'09.751	204,9	11:59'22.977
3	36.564	35.860	23.634	34.006	2'10.064	193,2	12:01'33.041
4	36.171	35.894	23.876	33.614	2'09.555	198,5	12:03'42.596
5	36.891	35.883	23.765	34.605	2'11.144	187,5	12:05'53.740
6	36.183	35.784	24.082	34.899	2'10.948	184,6	12:08'04.688
7	36.273	35.583	23.521	33.551	2'08.928	202,2	12:10'13.616

5° 17 K. MEUFFELS (2'09.019)							
Lap	Seg.1	Seg.2	Seg.3	Seg.4	Lap Time	km/h	Local Time
1		38.195	25.615	34.872		193,2	11:57'16.448
2	36.706	36.186	23.921	33.665	2'10.478	200,4	11:59'26.926
3	36.171	35.836	23.646	33.366	2'09.019	200,4	12:01'35.945
4	36.128	35.842	23.652	33.761	2'09.383	198,5	12:03'45.328
5	36.273	35.819	23.838	33.110	2'09.040	200,0	12:05'54.368
6	36.022	35.958	23.882	33.321	2'09.183	198,2	12:08'03.551
7	36.218	36.021	23.740	34.179	2'10.158	191,5	12:10'13.709

6° 6 R. SCHOTMAN (2'09.125)							
Lap	Seg.1	Seg.2	Seg.3	Seg.4	Lap Time	km/h	Local Time
1		37.239	24.226	34.096		196,7	11:57'40.459
2	36.766	36.713	24.223	33.925	2'11.627	192,5	11:59'52.086
3	36.606	36.031	23.767	33.263	2'09.667	200,7	12:02'01.753
4	36.590	36.154	23.758	33.981	2'10.483	197,4	12:04'12.236
5	36.849	35.756	23.742	33.185	2'09.532	205,7	12:06'21.768
6	36.541	36.083	23.605	34.234	2'10.463	197,4	12:08'32.231
7	36.413	35.650	23.423	33.639	2'09.125	198,2	12:10'41.356

7° 21 B. SANCHEZ (2'09.577)							
Lap	Seg.1	Seg.2	Seg.3	Seg.4	Lap Time	km/h	Local Time
1		40.278	25.056	37.384		152,3	11:57'26.886

2	36.608	36.819	23.973	32.994	2'10.394	204,5	11:59'37.280
3	36.691	36.191	23.757	33.111	2'09.750	203,0	12:01'47.030
4	37.512	36.304	24.066	33.701	2'11.583	192,9	12:03'58.613
5	36.461	36.216	23.969	34.722	2'11.368	183,7	12:06'09.981
6	36.253	36.051	23.597	33.676	2'09.577	193,5	12:08'19.558
7	36.957	36.263	23.631	33.492	2'10.343	197,1	12:10'29.901

8° 43 L. GRUNWALD (2'09.663)							
Lap	Seg.1	Seg.2	Seg.3	Seg.4	Lap Time	km/h	Local Time
1		38.470	25.885	34.821		192,9	11:57'17.092
2	36.915	36.333	23.637	33.467	2'10.352	201,5	11:59'27.444
3	36.215	35.730	25.366	39.568	2'16.879P	194,9	12:01'44.323
4	1'15.048	36.546	23.778	34.210	2'49.582P	188,5	12:04'33.905
5	36.580	36.140	23.573	33.742	2'10.035	196,4	12:06'43.940
6	36.590	35.799	23.532	33.742	2'09.663	194,6	12:08'53.603
7	36.544	36.149	23.577	33.835	2'10.105	194,2	12:11'03.708

9° 27 F. ROVELLI (2'09.912)							
Lap	Seg.1	Seg.2	Seg.3	Seg.4	Lap Time	km/h	Local Time
1		38.665	25.394	39.295		160,0	11:57'26.029
2	36.914	36.372	23.742	33.801	2'10.829	196,4	11:59'36.858
3	36.772	36.123	23.468	33.549	2'09.912	197,1	12:01'46.770
4	37.227	36.245	23.840	33.875	2'11.187	194,2	12:03'57.957
5	36.948	35.902	23.357	34.406	2'10.613	189,8	12:06'08.570
6	36.656	36.175	23.951	35.774	2'12.556	190,8	12:08'21.126
7	36.667	35.967	23.501	34.037	2'10.172	194,2	12:10'31.298

10° 71 T. EDWARDS (2'10.031)							
Lap	Seg.1	Seg.2	Seg.3	Seg.4	Lap Time	km/h	Local Time
1		39.347	24.457	36.991		175,3	11:57'21.437
2	36.726	35.779	23.855	33.671	2'10.031	198,9	11:59'31.468
3	37.460	38.019	24.818	35.232	2'15.529	184,6	12:01'46.997
4	36.333	35.919	26.695	34.374	2'13.321	188,5	12:04'00.318
5	36.052	35.495	23.082	33.409	2'08.038C	201,1	12:06'08.356
6	42.001	35.936	23.368	33.568	2'14.873	199,3	12:08'23.229

11° 55 G. HENDRA PRATAMA (2'10.208)							
Lap	Seg.1	Seg.2	Seg.3	Seg.4	Lap Time	km/h	Local Time
1		39.385	24.569	36.833		176,5	11:57'21.535
2	37.142	36.353	23.739	33.989	2'11.223	193,5	11:59'32.758
3	36.942	36.766	23.902	37.469	2'15.079	161,4	12:01'47.837
4	36.878	36.310	24.049	33.857	2'11.094	192,9	12:03'58.931
5	36.654	36.195	23.678	34.087	2'10.614	191,5	12:06'09.545
6	36.971	36.017	23.579	33.906	2'10.473	193,2	12:08'20.018
7	36.773	36.280	23.640	33.515	2'10.208	195,7	12:10'30.226

12° 15 G. VAN STRAALLEN (2'11.354)							
Lap	Seg.1	Seg.2	Seg.3	Seg.4	Lap Time	km/h	Local Time
1		36.923	24.601	35.431		178,8	11:57'20.416
2	36.837	36.358	24.068	34.091	2'11.354	196,7	11:59'31.770
3	36.258	1'25.852	24.971	35.335	3'02.416	180,3	12:02'34.186
4	36.614	36.627	23.673	34.455	2'11.369C	193,9	12:04'45.555
5	40.190	39.007	25.725	41.596	2'26.518CP	177,6	12:07'12.073
6	1'40.005	36.590	23.699	34.044	3'14.338P	193,2	12:10'26.411

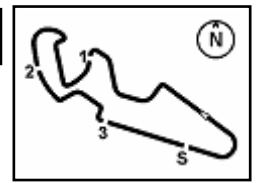
14/04/2018

P = Pits In/Out - C = Lap Time Cancelled

These data/results cannot be reproduced, stored and/or transmitted in whole or in part by any manner of electronic, mechanical, photocopying, recording, broadcasting or otherwise now known or herein after developed without the previous express consent by the copyright owner, except for reproduction in daily press and regular printed publications on sale to the public within 60 days of the event related to those data/results and always provided that copyright symbol appears together as follows below.

© DORNA WSBK ORGANIZATION Srl 2018

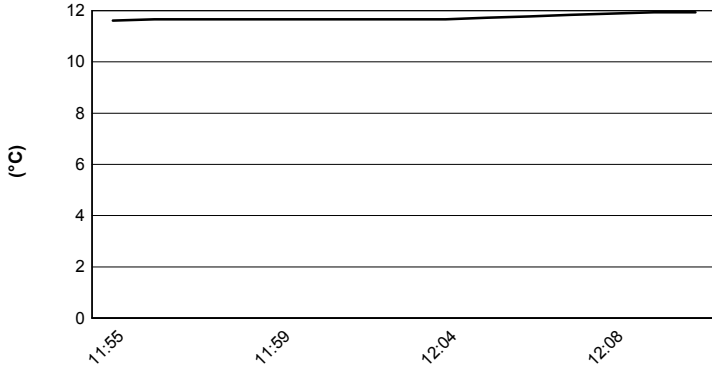




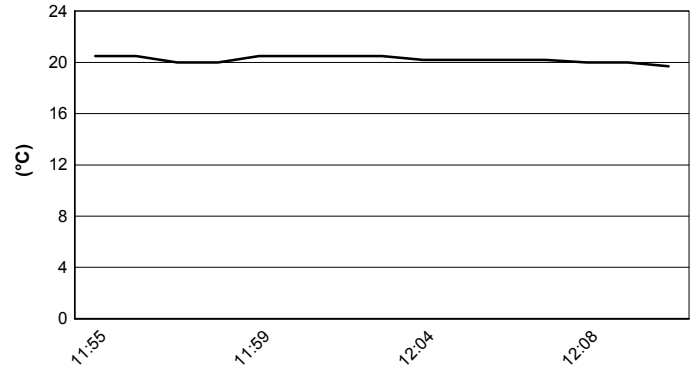
MotorLand Aragon 5.077 m

Spanish Round, 13-14-15 April 2018
World Supersport 300 - Weather Report Superpole 2
 Session started 11:55 - Session ended 12:11


Air Temperature



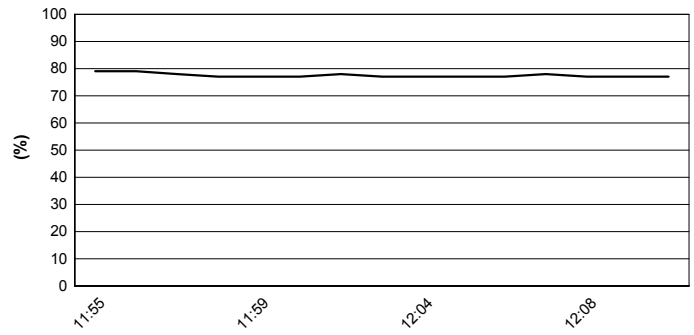
Track Temperature



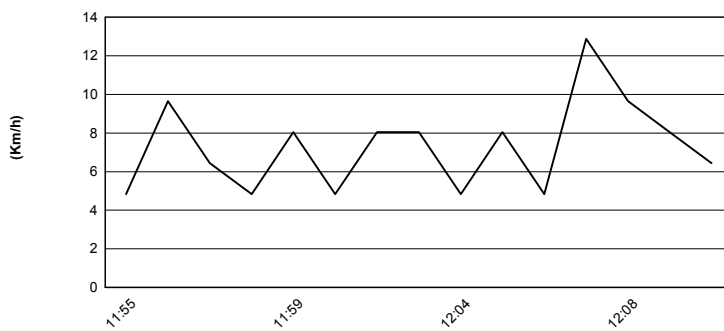
Air Pressure



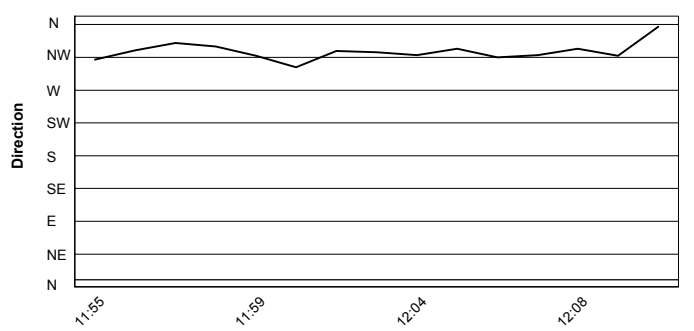
Humidity



Wind Speed



Wind Direction



14/04/2018

These data/results cannot be reproduced, stored and/or transmitted in whole or in part by any manner of electronic, mechanical, photocopying, recording, broadcasting or otherwise now known or herein after developed without the previous express consent by the copyright owner, except for reproduction in daily press and regular printed publications on sale to the public within 60 days of the event related to those data/results and always provided that copyright symbol appears together as follows below.

© DORNA WSBK ORGANIZATION Srl 2018



Official Fuel Supplier

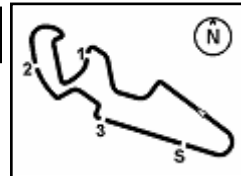


FICR PERUGIA TIMING

Official Tyre Supplier



Official Timekeeper



MotorLand Aragon 5.077 m

Spanish Round, 13-14-15 April 2018

World Supersport 300 - Superpole Ranking

	2017	2018
01 Motorland Aragon	Deroue (Ned) Kaw 2'12.712 (137,7 Km/h)	Perez (Esp) Kaw 2'07.938 (142,9 Km/h)
02 TT Circuit Assen	Sanchez (Esp) Yam 1'53.814 (143,7 Km/h)	
03 Autodromo Internazionale Enzo e Dino	Perez (Esp) Hon 2'10.115 (136,6 Km/h)	
04 Donington Park	Coppola (Ita) Yam 1'46.150 (136,4 Km/h)	
06 Misano World Circuit "Marco Simoncelli"	Perez (Esp) Hon 1'52.490 (135,2 Km/h)	
07 Autódromo Internacional do Algarve	Coppola (Ita) Yam 2'00.128 (137,6 Km/h)	
08 Magny-Cours	Muel (Fra) Yam 2'16.866 (116,0 Km/h)	

2018

1 M. Perez

ALL TIMES

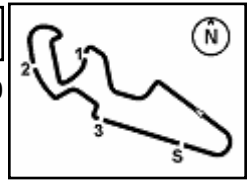
3 M. Perez
3 A. Coppola
1 S. Deroue
1 B. Sanchez
1 M. Garcia
1 A. Muel

14/04/2018

These data/results cannot be reproduced, stored and/or transmitted in whole or in part by any manner of electronic, mechanical, photocopying, recording, broadcasting or otherwise now known or herein after developed without the previous express consent by the copyright owner, except for reproduction in daily press and regular printed publications on sale to the public within 60 days of the event related to those data/results and always provided that copyright symbol appears together as follows below.

© DORNA WSBK ORGANIZATION Srl 2018





Spanish Round, 13-14-15 April 2018

World Supersport 300 - Best Laps & Speeds

MotorLand Aragon 5.077 m

1 / 2

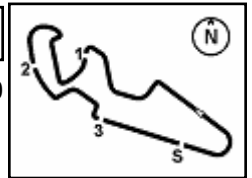
No.	Rider Bike	Nat	Best Lap		FP1		FP2		QP1		QP2	
			LL	SPD	LL	SPD	LL	SPD	LL	SPD	LL	SPD
1	8 M. PEREZ Kawasaki Ninja 400	ESP	2'07.938 21 204,1		2'10.488 7 195,6		2'21.764 8 190,4				2'07.938 6 204,1	
2	95 S. DEROUE Kawasaki Ninja 400	NED	2'08.729 20 202,6		2'09.235 6		2'23.743 8 193,5				2'08.729 6 202,6	
3	71 T. EDWARDS Kawasaki Ninja 400	AUS	2'08.752 29 201,1		2'08.752 13 195,6		2'23.680 11 195,3				2'10.031 5 201,1	
4	20 D. LOUREIRO Kawasaki Ninja 400	RSA	2'08.924 27 202,2		2'10.698 12 201,8		2'23.109 9 198,9				2'08.924 6 202,2	
5	2 A. CARRASCO Kawasaki Ninja 400	ESP	2'08.928 25 204,9		2'10.123 12 203,7		2'24.615 7 194,6				2'08.928 6 204,9	
6	6 R. SCHOTMAN Kawasaki Ninja 400	NED	2'08.972 27 207,6		2'08.972 12 207,6		2'20.790 9 196,7				2'09.125 6 205,7	
7	17 K. MEUFFELS KTM RC 390 R	NED	2'09.019 19 206,9		2'10.132 13 206,9						2'09.019 6 200,3	
8	43 L. GRUNWALD KTM RC 390 R	GER	2'09.155 25 207,2		2'09.155 12 207,2		2'22.630 7 193,5				2'09.663 6 201,4	
9	21 B. SANCHEZ Kawasaki Ninja 400	ESP	2'09.577 19 205,7		2'10.487 13 205,7						2'09.577 6 204,5	
10	27 F. ROVELLI Kawasaki Ninja 400	ITA	2'09.912 27 199,6		2'13.013 7 199,6		2'22.744 8 189,4		2'10.288 6 194,9		2'09.912 6 197,0	
11	15 G. VAN STRAALLEN KTM RC 390 R	NED	2'09.989 28 204,1		2'10.922 11 204,1		2'25.940 6 186,2		2'09.989 6 202,2		2'11.354 5 196,7	
12	55 G. HENDRA PRATAMA Yamaha YZF-R3	INA	2'10.208 25 195,6		2'10.850 11 194,9		2'20.864 8 187,5				2'10.208 6 195,6	
13	81 M. GONZALEZ Yamaha YZF-R3	ESP	2'10.468 17 204,9		2'12.459 11 188,1				2'10.468 6 204,9			
14	93 W. KHAN Kawasaki Ninja 400	NED	2'10.551 31 205,7		2'11.643 13 196,7		2'19.024 12 194,6		2'10.551 6 205,7			
15	22 M. KALININ Kawasaki Ninja 400	UKR	2'10.709 27 201,4		2'11.169 13 200,7		2'25.510 8 188,8		2'10.709 6 201,4			
16	33 D. VALLE Yamaha YZF-R3	ESP	2'10.964 17 207,2		2'11.627 11 190,4				2'10.964 6 207,2			
17	69 M. HERRERA Yamaha YZF-R3	ESP	2'10.992 17 199,2		2'12.540 11 193,9				2'10.992 6 199,2			
18	97 M. KAPPLER KTM RC 390 R	GER	2'11.079 28 205,3		2'11.079 13 205,3		2'25.530 9 189,4		2'11.334 6 204,5			
19	99 P. GRASSIA Yamaha YZF-R3	ITA	2'11.125 23 193,2		2'11.125 11 193,2		2'22.429 8 184,9		2'11.334 4 190,1			
20	14 E. DE LA VEGA Kawasaki Ninja 400	FRA	2'11.342 27 204,1		2'11.736 13 201,1		2'22.275 8 192,8		2'11.342 6 204,1			
21	41 J. JÄHNIG KTM RC 390 R	GER	2'11.407 19 205,7		2'13.582 6 199,2		2'34.055 7 191,8		2'11.407 6 205,7			
22	96 I. PRATNA Yamaha YZF-R3	INA	2'11.929 27 198,5		2'15.280 12 189,8		2'26.538 9 184,9		2'11.929 6 198,5			
23	19 L. BERNARDI Yamaha YZF-R3	ITA	2'11.930 17 197,0		2'14.809 9 188,1		2'32.085 2 176,7		2'11.930 6 197,0			
24	54 F. FULIGNI Yamaha YZF-R3	ITA	2'11.953 29 197,8		2'15.351 12 192,1		2'22.713 11 183,3		2'11.953 6 197,8			
25	16 M. LUNA BAYEN Kawasaki Ninja 400	ESP	2'11.976 25 204,9		2'11.976 13 204,9		2'23.636 11 191,8		2'14.986 1 193,9			

14/04/2018

These data/results cannot be reproduced, stored and/or transmitted in whole or in part by any manner of electronic, mechanical, photocopying, recording, broadcasting or otherwise now known or herein after developed without the previous express consent by the copyright owner, except for reproduction in daily press and regular printed publications on sale to the public within 60 days of the event related to those data/results and always provided that copyright symbol appears together as follows below.

© DORNA WSBK ORGANIZATION Srl 2018





Spanish Round, 13-14-15 April 2018

World Supersport 300 - Best Laps & Speeds

No.	Rider Bike	Nat	Best Lap		FP1		FP2		QP1		QP2								
			LL	SPD	LL	SPD	LL	SPD	LL	SPD	LL	SPD							LL
26	12 A. RUSMIPUTRO Yamaha YZF-R3	INA	2'12.060	200,7	2'14.480	189,1			2'12.060	200,7									
27	84 J. OVERBEEKE Yamaha YZF-R3	NED	2'12.270	198,5	2'16.058	184,9	2'31.455	171,1	2'12.270	198,5									
28	5 R. VOS KTM RC 390 R	NED	2'12.302	203,7	2'14.430	196,3			2'12.302	203,7									
29	78 J. FORAY Kawasaki Ninja 400	FRA	2'12.791	200,7	2'12.814	194,9			2'12.791	200,7									
30	28 D. KOOPMAN Yamaha YZF-R3	NED	2'13.294	200,7	2'13.294	194,6	2'23.108	185,8	2'13.695	200,7									
31	64 H. DE CANCELLIS Yamaha YZF-R3	FRA	2'13.336	197,8	2'13.336	191,4	2'25.711	182,1	2'13.457	197,8									
32	58 T. FINOCCHIARO Honda CBR500R	GBR	2'13.370	201,4	2'15.525	196,3			2'13.370	201,4									
33	18 A. MURLEY Yamaha YZF-R3	GBR	2'13.423	194,9	2'14.561	190,1			2'13.423	194,9									
34	89 A. CARRASCO Yamaha YZF-R3	ESP	2'13.814	191,8	2'17.039	185,8	2'21.689	180,0	2'13.814	191,8									
35	13 D. IOZZO Honda CBR500R	RSA	2'13.827	197,8	2'19.688	196,7	2'25.867	183,6	2'13.827	197,8									
36	36 B. NEILA Yamaha YZF-R3	ESP	2'14.202	188,1	2'14.202	188,1													
37	79 T. ALONSO Yamaha YZF-R3	POR	2'15.081	190,8	2'15.786	184,6			2'15.081	190,8									
38	7 N. SETTIMO Honda CBR500R	ITA	2'15.085	195,6	2'15.701	195,6			2'15.085	195,6									
39	30 D. BLIN Yamaha YZF-R3	POL	2'15.275	191,1	2'15.275	184,3	2'23.534	191,1	2'15.432	186,8									
40	44 S. LOCHOFF Yamaha YZF-R3	RSA	2'15.428	194,2	2'15.848	190,4			2'15.428	194,2									

14/04/2018

These data/results cannot be reproduced, stored and/or transmitted in whole or in part by any manner of electronic, mechanical, photocopying, recording, broadcasting or otherwise now known or herein after developed without the previous express consent by the copyright owner, except for reproduction in daily press and regular printed publications on sale to the public within 60 days of the event related to those data/results and always provided that copyright symbol appears together as follows below.

© DORNA WSBK ORGANIZATION Srl 2018

