

Spanish Round, 13-14-15 April 2018

World Supersport 300 - Results Warm Up

No.	Rider	Nat	Team	Bike	Time	Gap	Rel.	Laps	Speed	
									Avg	Max
1	8 M. PEREZ	ESP	Kawasaki ParkinGO Team	Kawasaki Ninja 400	2'09.684			4	140,936	195,3
2	6 R. SCHOTMAN	NED	Motoport Kawasaki	Kawasaki Ninja 400	2'10.030	0.346	0.346	4	140,561	203,8
3	99 P. GRASSIA	ITA	BIBLION YAMAHA MOTOXRACING	Yamaha YZF-R3	2'10.341	0.657	0.311	4	140,226	194,6
4	22 M. KALININ	UKR	GP Project Team	Kawasaki Ninja 400	2'10.391	0.707	0.050	4	140,172	204,5
5	17 K. MEUFFELS	NED	KTM Fortron Junior Team	KTM RC 390 R	2'10.493	0.809	0.102	4	140,063	202,2
6	21 B. SANCHEZ	ESP	ETG Racing	Kawasaki Ninja 400	2'10.635	0.951	0.142	4	139,910	198,9
7	20 D. LOUREIRO	RSA	DS Junior Team	Kawasaki Ninja 400	2'10.669	0.985	0.034	4	139,874	206,5
8	71 T. EDWARDS	AUS	Nutec - Benjan - Kawasaki	Kawasaki Ninja 400	2'10.675	0.991	0.006	3	139,868	199,3
9	55 G. HENDRA PRATAMA	INA	BIBLION YAMAHA MOTOXRACING	Yamaha YZF-R3	2'10.701	1.017	0.026	4	139,840	197,1
10	43 L. GRUNWALD	GER	Freudenberg KTM WorldSSP Team	KTM RC 390 R	2'10.715	1.031	0.014	4	139,825	203,4
11	2 A. CARRASCO	ESP	DS Junior Team	Kawasaki Ninja 400	2'10.733	1.049	0.018	4	139,806	204,2
12	16 M. LUNA BAYEN	ESP	C.M. Racing A.S.D.	Kawasaki Ninja 400	2'10.740	1.056	0.007	4	139,798	198,2
13	95 S. DEROUE	NED	Motoport Kawasaki	Kawasaki Ninja 400	2'10.776	1.092	0.036	4	139,760	191,2
14	97 M. KAPPLER	GER	Freudenberg KTM WorldSSP Team	KTM RC 390 R	2'11.081	1.397	0.305	4	139,434	200,7
15	15 G. VAN STRAALEN	NED	KTM Fortron Racing Team	KTM RC 390 R	2'11.616	1.932	0.535	4	138,868	199,6
16	81 M. GONZALEZ	ESP	Pertantina Almeria BCD Junior Team by MS	Yamaha YZF-R3	2'11.621	1.937	0.005	4	138,862	190,8
17	19 L. BERNARDI	ITA	Team Trasimeno	Yamaha YZF-R3	2'11.784	2.100	0.163	4	138,691	194,6
18	14 E. DE LA VEGA	FRA	GP Project Team	Kawasaki Ninja 400	2'11.902	2.218	0.118	4	138,567	198,5
19	27 F. ROVELLI	ITA	Kawasaki ParkinGO Team	Kawasaki Ninja 400	2'12.031	2.347	0.129	4	138,431	194,9
20	33 D. VALLE	ESP	BCD Yamaha MS Racing	Yamaha YZF-R3	2'12.204	2.520	0.173	4	138,250	191,5
21	93 W. KHAN	NED	Nutec - Benjan - Kawasaki	Kawasaki Ninja 400	2'12.331	2.647	0.127	2	138,117	203,8
22	69 M. HERRERA	ESP	BCD Yamaha MS Racing	Yamaha YZF-R3	2'12.472	2.788	0.141	4	137,970	191,5
23	12 A. RUSMIPUTRO	INA	Pertamina Almeria BCD by MS Racing	Yamaha YZF-R3	2'12.519	2.835	0.047	4	137,921	189,5
24	41 J. JÄHNIG	GER	Freudenberg KTM Junior Team	KTM RC 390 R	2'12.713	3.029	0.194	4	137,720	196,0
25	28 D. KOOPMAN	NED	GRT Yamaha WorldSSP300 Team	Yamaha YZF-R3	2'13.170	3.486	0.457	4	137,247	191,2
26	78 J. FORAY	FRA	ETG Racing	Kawasaki Ninja 400	2'13.334	3.650	0.164	4	137,078	198,5
27	96 I. PRATNA	INA	TERRA E MOTO	Yamaha YZF-R3	2'13.516	3.832	0.182	4	136,891	197,8
28	54 F. FULIGNI	ITA	GRT Yamaha WorldSSP300 Team	Yamaha YZF-R3	2'13.544	3.860	0.028	4	136,863	198,9
29	64 H. DE CANCELLIS	FRA	Team Toth - Yart	Yamaha YZF-R3	2'13.578	3.894	0.034	4	136,828	189,5
30	36 B. NEILA	ESP	BCD Yamaha MS Racing	Yamaha YZF-R3	2'13.615	3.931	0.037	4	136,790	189,5
31	5 R. VOS	NED	KTM Fortron Racing Team	KTM RC 390 R	2'14.340	4.656	0.725	4	136,052	196,4
32	58 T. FINOCCHIARO	GBR	Scuderia Maranga Racing	Honda CBR500R	2'14.410	4.726	0.070	4	135,981	197,8
33	18 A. MURLEY	GBR	Team Toth - Yart	Yamaha YZF-R3	2'14.613	4.929	0.203	4	135,776	189,8
34	13 D. IOZZO	RSA	Racedays	Honda CBR500R	2'15.132	5.448	0.519	4	135,254	188,8
35	30 D. BLIN	POL	Polish Talent Team	Yamaha YZF-R3	2'15.139	5.455	0.007	4	135,247	190,8
36	84 J. OVERBEEKE	NED	Team Trasimeno	Yamaha YZF-R3	2'15.227	5.543	0.088	4	135,159	189,5
37	79 T. ALONSO	POR	Samurai-YART Racing	Yamaha YZF-R3	2'15.233	5.549	0.006	4	135,153	186,2
38	89 A. CARRASCO	ESP	ARCO-MotoR UPV University Team	Yamaha YZF-R3	2'15.906	6.222	0.673	4	134,484	180,9
39	44 S. LOCHOFF	RSA	Samurai-YART Racing	Yamaha YZF-R3	2'17.416	7.732	1.510	4	133,006	189,1
40	7 N. SETTIMO	ITA	Scuderia Maranga Racing	Honda CBR500R	2'17.523	7.839	0.107	4	132,903	193,5

AIR	Humidity:	77%	Temp:	9°C
TRACK	Condition:	Dry	Temp:	12°C

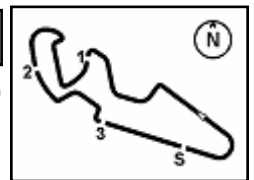
Records	Pole (SP2)	2018	M.Perez	2'07.938	142,860	Km/h
	Race (RC)	2017	M.Perez	2'13.610	136,800	Km/h
	Circuit (SP2)	2018	M.Perez	2'07.938	142,860	Km/h

Start 15/04/2018 08:50 End 09:02 The results are provisional until the end of the time limit for protests and appeals and the completion of the technical checks.

These data/results cannot be reproduced, stored and/or transmitted in whole or in part by any manner of electronic, mechanical, photocopying, recording, broadcasting or otherwise now known or herein after developed without the previous express consent by the copyright owner, except for reproduction in daily press and regular printed publications on sale to the public within 60 days of the event related to those data/results and always provided that copyright symbol appears together as follows below.

© DORNA WSBK ORGANIZATION Srl 2018





Spanish Round, 13-14-15 April 2018

World Supersport 300 - Results Warm Up

Session Highlights

Local Time	No. Rider	Description
08.50.00		Start
08.54.02	30 D. BLIN	On the Gravel - Re-Joined - Turn 11
08.56.22	96 I. PRATNA	On the Gravel - Re-Joined - Turn 11
08.58.07	55 G. HENDRA PRATAMA	Current Lap Cancelled - Exceeded Track Limits - Turn 11
08.59.00	93 W. KHAN	Technical Problem - Turn 2
09.02.46		End Of Session

Fastest Laps Sequence

No.	Rider	Nat	Team	Bike	Local Time	Time	Gap	Avg
95	S. DEROUÉ	NED	Motoport Kawasaki	Kawasaki Ninja 400	08:54'20.758	2'11.971		138,494
8	M. PEREZ	ESP	Kawasaki ParkinGO Team	Kawasaki Ninja 400	08:54'24.216	2'10.998	-0.973	139,523
8	M. PEREZ	ESP	Kawasaki ParkinGO Team	Kawasaki Ninja 400	08:56'34.181	2'09.965	-1.033	140,632
8	M. PEREZ	ESP	Kawasaki ParkinGO Team	Kawasaki Ninja 400	08:58'43.865	2'09.684	-0.281	140,936

15/04/2018 Start End The results are provisional until the end of the time limit for protests and appeals
08:50 09:02 and the completion of the technical checks.

These data/results cannot be reproduced, stored and/or transmitted in whole or in part by any manner of electronic, mechanical, photocopying, recording, broadcasting or otherwise now known or herein after developed without the previous express consent by the copyright owner, except for reproduction in daily press and regular printed publications on sale to the public within 60 days of the event related to those data/results and always provided that copyright symbol appears together as follows below.

© DORNA WSBK ORGANIZATION Srl 2018



Official Fuel Supplier

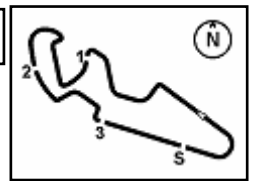


PIRELLI

Official Tyre Supplier



Official Timekeeper



Spanish Round, 13-14-15 April 2018

World Supersport 300 - Best Sectors & Speed Warm Up

BEST LAP			
1	8 M. PEREZ	Kawasaki Ninja 400	2'09.684
2	6 R. SCHOTMAN	Kawasaki Ninja 400	2'10.030
3	99 P. GRASSIA	Yamaha YZF-R3	2'10.341
4	22 M. KALININ	Kawasaki Ninja 400	2'10.391
5	17 K. MEUFFELS	KTM RC 390 R	2'10.493
6	21 B. SANCHEZ	Kawasaki Ninja 400	2'10.635
7	20 D. LOUREIRO	Kawasaki Ninja 400	2'10.669
8	71 T. EDWARDS	Kawasaki Ninja 400	2'10.675
9	55 G. HENDRA PRATAMA	Yamaha YZF-R3	2'10.701
10	43 L. GRUNWALD	KTM RC 390 R	2'10.715
11	2 A. CARRASCO	Kawasaki Ninja 400	2'10.733
12	16 M. LUNA BAYEN	Kawasaki Ninja 400	2'10.740
13	95 S. DEROUÉ	Kawasaki Ninja 400	2'10.776
14	97 M. KAPPLER	KTM RC 390 R	2'11.081
15	15 G. VAN STRAALLEN	KTM RC 390 R	2'11.616
16	81 M. GONZALEZ	Yamaha YZF-R3	2'11.621
17	19 L. BERNARDI	Yamaha YZF-R3	2'11.784
18	14 E. DE LA VEGA	Kawasaki Ninja 400	2'11.902
19	27 F. ROVELLI	Kawasaki Ninja 400	2'12.031
20	33 D. VALLE	Yamaha YZF-R3	2'12.204
21	93 W. KHAN	Kawasaki Ninja 400	2'12.331
22	69 M. HERRERA	Yamaha YZF-R3	2'12.472
23	12 A. RUSMIPUTRO	Yamaha YZF-R3	2'12.519
24	41 J. JÄHNIG	KTM RC 390 R	2'12.713
25	28 D. KOOPMAN	Yamaha YZF-R3	2'13.170
26	78 J. FORAY	Kawasaki Ninja 400	2'13.334
27	96 I. PRATNA	Yamaha YZF-R3	2'13.516
28	54 F. FULIGNI	Yamaha YZF-R3	2'13.544
29	64 H. DE CANCELLIS	Yamaha YZF-R3	2'13.578
30	36 B. NEILA	Yamaha YZF-R3	2'13.615
31	5 R. VOS	KTM RC 390 R	2'14.340
32	58 T. FINOCCHIARO	Honda CBR500R	2'14.410
33	18 A. MURLEY	Yamaha YZF-R3	2'14.613
34	13 D. IOZZO	Honda CBR500R	2'15.132
35	30 D. BLIN	Yamaha YZF-R3	2'15.139
36	84 J. OVERBEEKE	Yamaha YZF-R3	2'15.227
37	79 T. ALONSO	Yamaha YZF-R3	2'15.233
38	89 A. CARRASCO	Yamaha YZF-R3	2'15.906
39	44 S. LOCHOFF	Yamaha YZF-R3	2'17.416
40	7 N. SETTIMO	Honda CBR500R	2'17.523

SPEED			
1	20 D. LOUREIRO	Kawasaki Ninja 400	206,5
2	22 M. KALININ	Kawasaki Ninja 400	204,5
3	2 A. CARRASCO	Kawasaki Ninja 400	204,2
4	93 W. KHAN	Kawasaki Ninja 400	203,8
5	6 R. SCHOTMAN	Kawasaki Ninja 400	203,8
6	43 L. GRUNWALD	KTM RC 390 R	203,4
7	17 K. MEUFFELS	KTM RC 390 R	202,2
8	97 M. KAPPLER	KTM RC 390 R	200,7
9	15 G. VAN STRAALLEN	KTM RC 390 R	199,6
10	71 T. EDWARDS	Kawasaki Ninja 400	199,3
11	54 F. FULIGNI	Yamaha YZF-R3	198,9
12	21 B. SANCHEZ	Kawasaki Ninja 400	198,9
13	78 J. FORAY	Kawasaki Ninja 400	198,5
14	14 E. DE LA VEGA	Kawasaki Ninja 400	198,5
15	16 M. LUNA BAYEN	Kawasaki Ninja 400	198,2
16	96 I. PRATNA	Yamaha YZF-R3	197,8
17	58 T. FINOCCHIARO	Honda CBR500R	197,8
18	55 G. HENDRA PRATAMA	Yamaha YZF-R3	197,1
19	5 R. VOS	KTM RC 390 R	196,4
20	41 J. JÄHNIG	KTM RC 390 R	196,0
21	8 M. PEREZ	Kawasaki Ninja 400	195,3
22	27 F. ROVELLI	Kawasaki Ninja 400	194,9
23	99 P. GRASSIA	Yamaha YZF-R3	194,6
24	19 L. BERNARDI	Yamaha YZF-R3	194,6
25	7 N. SETTIMO	Honda CBR500R	193,5
26	33 D. VALLE	Yamaha YZF-R3	191,5
27	69 M. HERRERA	Yamaha YZF-R3	191,5
28	95 S. DEROUÉ	Kawasaki Ninja 400	191,2
29	28 D. KOOPMAN	Yamaha YZF-R3	191,2
30	81 M. GONZALEZ	Yamaha YZF-R3	190,8
31	30 D. BLIN	Yamaha YZF-R3	190,8
32	18 A. MURLEY	Yamaha YZF-R3	189,8
33	84 J. OVERBEEKE	Yamaha YZF-R3	189,5
34	36 B. NEILA	Yamaha YZF-R3	189,5
35	64 H. DE CANCELLIS	Yamaha YZF-R3	189,5
36	12 A. RUSMIPUTRO	Yamaha YZF-R3	189,5
37	44 S. LOCHOFF	Yamaha YZF-R3	189,1
38	13 D. IOZZO	Honda CBR500R	188,8
39	79 T. ALONSO	Yamaha YZF-R3	186,2
40	89 A. CARRASCO	Yamaha YZF-R3	180,9

15/04/2018

These data/results cannot be reproduced, stored and/or transmitted in whole or in part by any manner of electronic, mechanical, photocopying, recording, broadcasting or otherwise now known or herein after developed without the previous express consent by the copyright owner, except for reproduction in daily press and regular printed publications on sale to the public within 60 days of the event related to those data/results and always provided that copyright symbol appears together as follows below.

© DORNA WSBK ORGANIZATION Srl 2018



Official Fuel Supplier



PIRELLI

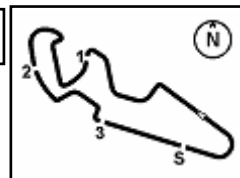
Official Tyre Supplier



TISSOT

SWISS WATCHES SINCE 1853

Official Timekeeper



Spanish Round, 13-14-15 April 2018

World Supersport 300 - Best Sectors & Speed Warm Up

SEG. 1			SEG. 2			SEG. 3			SEG. 4						
1	8	M. PEREZ	36.187	1	8	M. PEREZ	35.799	1	81	M. GONZALEZ	23.789	1	20	D. LOUREIRO	33.210
2	71	T. EDWARDS	36.261	2	6	R. SCHOTMAN	36.088	2	8	M. PEREZ	23.823	2	6	R. SCHOTMAN	33.261
3	95	S. DEROUE	36.339	3	99	P. GRASSIA	36.091	3	16	M. LUNA BAYEN	23.853	3	22	M. KALININ	33.293
4	2	A. CARRASCO	36.443	4	95	S. DEROUE	36.120	4	69	M. HERRERA	23.877	4	2	A. CARRASCO	33.306
5	17	K. MEUFFELS	36.469	5	97	M. KAPPLER	36.129	5	71	T. EDWARDS	23.906	5	43	L. GRUNWALD	33.329
6	6	R. SCHOTMAN	36.507	6	55	G. HENDRA PRATAMA	36.152	6	99	P. GRASSIA	23.914	6	17	K. MEUFFELS	33.350
7	22	M. KALININ	36.524	7	19	L. BERNARDI	36.155	7	55	G. HENDRA PRATAMA	23.941	7	15	G. VAN STRAALLEN	33.510
8	21	B. SANCHEZ	36.530	8	20	D. LOUREIRO	36.181	8	6	R. SCHOTMAN	23.953	8	99	P. GRASSIA	33.625
9	20	D. LOUREIRO	36.545	9	22	M. KALININ	36.205	9	17	K. MEUFFELS	23.999	9	55	G. HENDRA PRATAMA	33.631
10	43	L. GRUNWALD	36.562	10	71	T. EDWARDS	36.229	10	95	S. DEROUE	24.009	10	8	M. PEREZ	33.655
11	55	G. HENDRA PRATAMA	36.592	11	21	B. SANCHEZ	36.262	11	43	L. GRUNWALD	24.011	11	21	B. SANCHEZ	33.675
12	99	P. GRASSIA	36.602	12	17	K. MEUFFELS	36.282	12	15	G. VAN STRAALLEN	24.017	12	16	M. LUNA BAYEN	33.715
13	14	E. DE LA VEGA	36.657	13	2	A. CARRASCO	36.287	13	27	F. ROVELLI	24.062	13	97	M. KAPPLER	33.775
14	97	M. KAPPLER	36.667	14	81	M. GONZALEZ	36.336	14	22	M. KALININ	24.072	14	93	W. KHAN	33.799
15	16	M. LUNA BAYEN	36.673	15	16	M. LUNA BAYEN	36.359	15	33	D. VALLE	24.083	15	41	J. JÄHNIG	33.901
16	19	L. BERNARDI	36.718	16	15	G. VAN STRAALLEN	36.390	16	21	B. SANCHEZ	24.134	16	19	L. BERNARDI	33.918
17	15	G. VAN STRAALLEN	36.843	17	33	D. VALLE	36.396	17	12	A. RUSMIPUTRO	24.179	17	14	E. DE LA VEGA	33.969
18	33	D. VALLE	36.875	18	43	L. GRUNWALD	36.400	18	97	M. KAPPLER	24.180	18	54	F. FULIGNI	34.024
19	69	M. HERRERA	36.882	19	93	W. KHAN	36.467	19	36	B. NEILA	24.264	19	78	J. FORAY	34.063
20	12	A. RUSMIPUTRO	36.916	20	27	F. ROVELLI	36.550	20	64	H. DE CANCELLIS	24.279	20	58	T. FINOCCHIARO	34.063
21	27	F. ROVELLI	36.941	21	14	E. DE LA VEGA	36.577	21	2	A. CARRASCO	24.295	21	27	F. ROVELLI	34.084
22	81	M. GONZALEZ	36.962	22	69	M. HERRERA	36.591	22	93	W. KHAN	24.305	22	71	T. EDWARDS	34.125
23	36	B. NEILA	37.196	23	12	A. RUSMIPUTRO	36.621	23	20	D. LOUREIRO	24.361	23	95	S. DEROUE	34.220
24	78	J. FORAY	37.233	24	28	D. KOOPMAN	36.743	24	14	E. DE LA VEGA	24.376	24	81	M. GONZALEZ	34.280
25	93	W. KHAN	37.262	25	36	B. NEILA	36.750	25	28	D. KOOPMAN	24.405	25	5	R. VOS	34.289
26	28	D. KOOPMAN	37.297	26	41	J. JÄHNIG	36.853	26	19	L. BERNARDI	24.406	26	64	H. DE CANCELLIS	34.314
27	54	F. FULIGNI	37.351	27	96	I. PRATNA	36.866	27	54	F. FULIGNI	24.421	27	96	I. PRATNA	34.349
28	41	J. JÄHNIG	37.386	28	54	F. FULIGNI	36.933	28	78	J. FORAY	24.423	28	12	A. RUSMIPUTRO	34.387
29	5	R. VOS	37.394	29	64	H. DE CANCELLIS	37.044	29	41	J. JÄHNIG	24.442	29	28	D. KOOPMAN	34.468
30	64	H. DE CANCELLIS	37.448	30	5	R. VOS	37.063	30	96	I. PRATNA	24.479	30	69	M. HERRERA	34.472
31	18	A. MURLEY	37.453	31	30	D. BLIN	37.121	31	5	R. VOS	24.534	31	33	D. VALLE	34.522
32	96	I. PRATNA	37.636	32	78	J. FORAY	37.183	32	58	T. FINOCCHIARO	24.632	32	13	D. IOZZO	34.659
33	58	T. FINOCCHIARO	37.688	33	84	J. OVERBEEKE	37.205	33	89	A. CARRASCO	24.643	33	36	B. NEILA	34.775
34	30	D. BLIN	37.801	34	18	A. MURLEY	37.226	34	30	D. BLIN	24.809	34	18	A. MURLEY	34.834
35	79	T. ALONSO	37.835	35	13	D. IOZZO	37.426	35	18	A. MURLEY	24.852	35	84	J. OVERBEEKE	34.852
36	7	N. SETTIMO	37.933	36	79	T. ALONSO	37.466	36	79	T. ALONSO	24.904	36	30	D. BLIN	34.889
37	84	J. OVERBEEKE	37.970	37	89	A. CARRASCO	37.467	37	13	D. IOZZO	24.971	37	79	T. ALONSO	35.028
38	89	A. CARRASCO	38.053	38	58	T. FINOCCHIARO	37.584	38	84	J. OVERBEEKE	24.974	38	44	S. LOCHOFF	35.249
39	13	D. IOZZO	38.054	39	44	S. LOCHOFF	37.804	39	7	N. SETTIMO	25.146	39	7	N. SETTIMO	35.289
40	44	S. LOCHOFF	38.370	40	7	N. SETTIMO	37.945	40	44	S. LOCHOFF	25.366	40	89	A. CARRASCO	35.418

15/04/2018

These data/results cannot be reproduced, stored and/or transmitted in whole or in part by any manner of electronic, mechanical, photocopying, recording, broadcasting or otherwise now known or herein after developed without the previous express consent by the copyright owner, except for reproduction in daily press and regular printed publications on sale to the public within 60 days of the event related to those data/results and always provided that copyright symbol appears together as follows below.

© DORNA WSBK ORGANIZATION Srl 2018



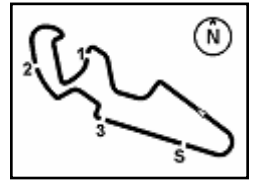
Official Fuel Supplier



Official Tyre Supplier



Official Timekeeper



Spanish Round, 13-14-15 April 2018

World Supersport 300 - Ideal Times Warm Up

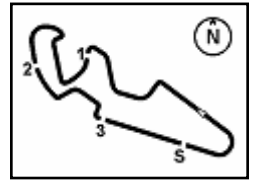
No.	Rider	Nat	Bike	Seg. 1 Diff. 1	Seg. 2 Diff. 2	Seg. 3 Diff. 3	Seg. 4 Diff. 4	Ideal Time Best Lap	Pos.	Diff.
1	8 M. PEREZ	ESP	Kawasaki Ninja 400	36.187	35.799	23.823 0.187	33.655 0.033	2'09.464 2'09.684	1	0.220
2	6 R. SCHOTMAN	NED	Kawasaki Ninja 400	36.507 0.040	36.088 0.151	23.953 0.030	33.261	2'09.809 2'10.030	2	0.221
3	22 M. KALININ	UKR	Kawasaki Ninja 400	36.524 0.143	36.205 0.154	24.072	33.293	2'10.094 2'10.391	4	0.297
4	17 K. MEUFFELS	NED	KTM RC 390 R	36.469 0.249	36.282 0.144	23.999	33.350	2'10.100 2'10.493	5	0.393
5	99 P. GRASSIA	ITA	Yamaha YZF-R3	36.602	36.091 0.078	23.914 0.031	33.625	2'10.232 2'10.341	3	0.109
6	20 D. LOUREIRO	RSA	Kawasaki Ninja 400	36.545	36.181	24.361	33.210 0.372	2'10.297 2'10.669	7	0.372
7	43 L. GRUNWALD	GER	KTM RC 390 R	36.562 0.175	36.400 0.238	24.011	33.329	2'10.302 2'10.715	10	0.413
8	55 G. HENDRA PRATAMA	INA	Yamaha YZF-R3	36.592	36.152 0.293	23.941	33.631 0.092	2'10.316 2'10.701	9	0.385
9	2 A. CARRASCO	ESP	Kawasaki Ninja 400	36.443	36.287	24.295	33.306 0.402	2'10.331 2'10.733	11	0.402
10	71 T. EDWARDS	AUS	Kawasaki Ninja 400	36.261	36.229	23.906	34.125 0.154	2'10.521 2'10.675	8	0.154
11	16 M. LUNA BAYEN	ESP	Kawasaki Ninja 400	36.673 0.002	36.359	23.853 0.138	33.715	2'10.600 2'10.740	12	0.140
12	21 B. SANCHEZ	ESP	Kawasaki Ninja 400	36.530 0.034	36.262	24.134	33.675	2'10.601 2'10.635	6	0.034
13	95 S. DEROUE	NED	Kawasaki Ninja 400	36.339	36.120	24.009	34.220 0.088	2'10.688 2'10.776	13	0.088
14	97 M. KAPPLER	GER	KTM RC 390 R	36.667 0.081	36.129	24.180 0.231	33.775 0.018	2'10.751 2'11.081	14	0.330
15	15 G. VAN STRAALEN	NED	KTM RC 390 R	36.843	36.390 0.236	24.017 0.134	33.510 0.486	2'10.760 2'11.616	15	0.856
16	19 L. BERNARDI	ITA	Yamaha YZF-R3	36.718 0.273	36.155	24.406 0.314	33.918	2'11.197 2'11.784	17	0.587
17	81 M. GONZALEZ	ESP	Yamaha YZF-R3	36.962	36.336	23.789	34.280 0.254	2'11.367 2'11.621	16	0.254
18	14 E. DE LA VEGA	FRA	Kawasaki Ninja 400	36.657	36.577 0.192	24.376 0.094	33.969 0.037	2'11.579 2'11.902	18	0.323
19	27 F. ROVELLI	ITA	Kawasaki Ninja 400	36.941	36.550	24.062 0.094	34.084 0.300	2'11.637 2'12.031	19	0.394
20	69 M. HERRERA	ESP	Yamaha YZF-R3	36.882	36.591 0.116	23.877	34.472 0.534	2'11.822 2'12.472	22	0.650
21	93 W. KHAN	NED	Kawasaki Ninja 400	37.262 0.498	36.467	24.305	33.799	2'11.833 2'12.331	21	0.498
22	33 D. VALLE	ESP	Yamaha YZF-R3	36.875	36.396	24.083 0.124	34.522 0.204	2'11.876 2'12.204	20	0.328
23	12 A. RUSMIPUTRO	INA	Yamaha YZF-R3	36.916 0.223	36.621	24.179 0.115	34.387 0.078	2'12.103 2'12.519	23	0.416
24	41 J. JÄHNIG	GER	KTM RC 390 R	37.386	36.853	24.442 0.043	33.901 0.088	2'12.582 2'12.713	24	0.131
25	54 F. FULIGNI	ITA	Yamaha YZF-R3	37.351 0.225	36.933 0.182	24.421 0.408	34.024	2'12.729 2'13.544	28	0.815
26	78 J. FORAY	FRA	Kawasaki Ninja 400	37.233	37.183	24.423 0.294	34.063 0.138	2'12.902 2'13.334	26	0.432
27	28 D. KOOPMAN	NED	Yamaha YZF-R3	37.297	36.743 0.257	24.405	34.468	2'12.913 2'13.170	25	0.257
28	36 B. NEILA	ESP	Yamaha YZF-R3	37.196 0.574	36.750	24.264	34.775 0.056	2'12.985 2'13.615	30	0.630
29	64 H. DE CANCELLIS	FRA	Yamaha YZF-R3	37.448 0.493	37.044	24.279	34.314	2'13.085 2'13.578	29	0.493
30	5 R. VOS	NED	KTM RC 390 R	37.394 1.060	37.063	24.534	34.289	2'13.280 2'14.340	31	1.060
31	96 I. PRATNA	INA	Yamaha YZF-R3	37.636 0.137	36.866	24.479 0.049	34.349	2'13.330 2'13.516	27	0.186

15/04/2018

These data/results cannot be reproduced, stored and/or transmitted in whole or in part by any manner of electronic, mechanical, photocopying, recording, broadcasting or otherwise now known or herein after developed without the previous express consent by the copyright owner, except for reproduction in daily press and regular printed publications on sale to the public within 60 days of the event related to those data/results and always provided that copyright symbol appears together as follows below.

© DORNA WSBK ORGANIZATION Srl 2018





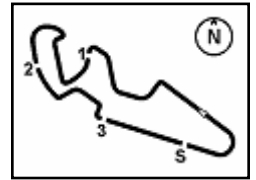
Spanish Round, 13-14-15 April 2018

World Supersport 300 - Ideal Times Warm Up

No.	Rider	Nat	Bike	Seg. 1	Seg. 2	Seg. 3	Seg. 4	Ideal Time			
				Diff. 1	Diff. 2	Diff. 3	Diff. 4	Best Lap	Pos.	Diff.	
32	58 T. FINOCCHIARO	GBR	Honda CBR500R	37.688	37.584	24.632 0.020	34.063 0.423	2'13.967	2'14.410	32	0.443
33	18 A. MURLEY	GBR	Yamaha YZF-R3	37.453	37.226 0.101	24.852 0.135	34.834 0.012	2'14.365	2'14.613	33	0.248
34	30 D. BLIN	POL	Yamaha YZF-R3	37.801	37.121	24.809	34.889 0.519	2'14.620	2'15.139	35	0.519
35	84 J. OVERBEEKE	NED	Yamaha YZF-R3	37.970	37.205	24.974 0.005	34.852 0.221	2'15.001	2'15.227	36	0.226
36	13 D. IOZZO	RSA	Honda CBR500R	38.054 0.017	37.426	24.971 0.005	34.659	2'15.110	2'15.132	34	0.022
37	79 T. ALONSO	POR	Yamaha YZF-R3	37.835	37.466	24.904	35.028	2'15.233	2'15.233	37	
38	89 A. CARRASCO	ESP	Yamaha YZF-R3	38.053 0.132	37.467 0.068	24.643 0.067	35.418 0.058	2'15.581	2'15.906	38	0.325
39	7 N. SETTIMO	ITA	Honda CBR500R	37.933 0.599	37.945 0.377	25.146	35.289 0.234	2'16.313	2'17.523	40	1.210
40	44 S. LOCHOFF	RSA	Yamaha YZF-R3	38.370	37.804 0.088	25.366 0.169	35.249 0.370	2'16.789	2'17.416	39	0.627
Overall Ideal Time				36.187	35.799	23.789	33.210	2'08.985			

15/04/2018
 These data/results cannot be reproduced, stored and/or transmitted in whole or in part by any manner of electronic, mechanical, photocopying, recording, broadcasting or otherwise now known or herein after developed without the previous express consent by the copyright owner, except for reproduction in daily press and regular printed publications on sale to the public within 60 days of the event related to those data/results and always provided that copyright symbol appears together as follows below.
 © DORNA WSBK ORGANIZATION Srl 2018





Spanish Round, 13-14-15 April 2018

World Supersport 300 - Chronological Analysis Warm Up

1 / 3

1° 8 M. PEREZ (2'09.684)								9° 55 G. HENDRA PRATAMA (2'10.701)							
Lap	Seg.1	Seg.2	Seg.3	Seg.4	Lap Time	km/h	Local Time	Lap	Seg.1	Seg.2	Seg.3	Seg.4	Lap Time	km/h	Local Time
1		38.241	25.033	33.730		202,6	8:52'13.218	1		37.886	24.865	34.069		196,0	8:52'21.012
2	36.643	36.411	23.936	34.008	2'10.998	191,8	8:54'24.216	2	36.882	36.567	24.303	33.886	2'11.638	194,9	8:54'32.650
3	36.245	36.242	23.823	33.655	2'09.965	194,9	8:56'34.181	3	36.592	36.445	23.941	33.723	2'10.701	192,5	8:56'43.351
4	36.187	35.799	24.010	33.688	2'09.684	195,3	8:58'43.865	4	36.601	36.152	24.493	33.743	2'10.989C	191,5	8:58'54.340
5	42.025	36.425	23.884	33.958	2'16.292	193,9	9:01'00.157	5	36.793	36.281	24.509	33.631	2'11.214	197,1	9:01'05.554

2° 6 R. SCHOTMAN (2'10.030)								10° 43 L. GRUNWALD (2'10.715)							
Lap	Seg.1	Seg.2	Seg.3	Seg.4	Lap Time	km/h	Local Time	Lap	Seg.1	Seg.2	Seg.3	Seg.4	Lap Time	km/h	Local Time
1		38.200	24.645	34.322		196,7	8:52'19.608	1		38.510	25.364	34.027		198,5	8:52'19.780
2	41.970	36.999	24.266	33.865	2'17.100	197,4	8:54'36.708	2	36.988	36.687	24.264	33.786	2'11.725	196,7	8:54'31.505
3	36.692	36.221	24.182	33.663	2'10.758	198,2	8:56'47.466	3	36.737	36.638	24.011	33.329	2'10.715	203,4	8:56'42.220
4	36.547	36.239	23.983	33.261	2'10.030	201,1	8:58'57.496	4	36.562	36.400	24.478	33.900	2'11.340	192,5	8:58'53.560
5	36.507	36.088	23.953	33.492	2'10.040	203,8	9:01'07.536	5	36.621	36.564	24.846	34.052	2'12.083	191,8	9:01'05.643

3° 99 P. GRASSIA (2'10.341)								11° 2 A. CARRASCO (2'10.733)							
Lap	Seg.1	Seg.2	Seg.3	Seg.4	Lap Time	km/h	Local Time	Lap	Seg.1	Seg.2	Seg.3	Seg.4	Lap Time	km/h	Local Time
1		38.732	25.157	34.331		190,5	8:52'23.528	1		38.492	25.968	33.499		203,0	8:52'26.942
2	38.280	37.032	24.263	34.256	2'13.831	189,8	8:54'37.359	2	37.806	36.705	24.940	33.306	2'12.757	204,2	8:54'39.699
3	36.793	36.091	23.923	34.013	2'10.820	189,5	8:56'48.179	3	44.073	41.148	26.297	36.263	2'27.781	178,8	8:57'07.480
4	36.602	36.169	23.945	33.625	2'10.341	194,6	8:58'58.520	4	36.960	36.556	24.663	33.891	2'12.070	202,2	8:59'19.550
5	36.828	36.149	23.914	34.241	2'11.132	188,2	9:01'09.652	5	36.443	36.287	24.295	33.708	2'10.733	197,1	9:01'30.283

4° 22 M. KALININ (2'10.391)								12° 16 M. LUNA BAYEN (2'10.740)							
Lap	Seg.1	Seg.2	Seg.3	Seg.4	Lap Time	km/h	Local Time	Lap	Seg.1	Seg.2	Seg.3	Seg.4	Lap Time	km/h	Local Time
1		38.021	25.354	34.548		196,0	8:52'20.620	1		38.907	25.180	34.655		193,2	8:52'22.178
2	37.438	36.789	24.209	33.818	2'12.254	204,5	8:54'32.874	2	37.367	36.781	24.246	33.903	2'12.297	196,0	8:54'34.475
3	36.667	36.359	24.072	33.293	2'10.391	201,1	8:56'43.265	3	36.911	36.518	23.914	33.938	2'11.281	197,1	8:56'45.756
4	37.061	36.205	24.268	33.337	2'10.871	195,3	8:58'54.136	4	36.673	36.448	23.853	33.940	2'10.914	196,4	8:58'56.670
5	36.524	36.228	24.506	34.618	2'11.876	190,5	9:01'06.012	5	36.675	36.359	23.991	33.715	2'10.740	198,2	9:01'07.410

5° 17 K. MEUFFELS (2'10.493)								13° 95 S. DEROUÉ (2'10.776)							
Lap	Seg.1	Seg.2	Seg.3	Seg.4	Lap Time	km/h	Local Time	Lap	Seg.1	Seg.2	Seg.3	Seg.4	Lap Time	km/h	Local Time
1		39.883	25.418	35.432		190,5	8:52'20.369	1		37.249	24.933	34.448		190,8	8:52'08.787
2	37.394	36.497	24.365	33.698	2'11.954	202,2	8:54'32.323	2	36.876	36.309	24.513	34.273	2'11.971	190,8	8:54'20.758
3	36.718	36.426	23.999	33.350	2'10.493	201,5	8:56'42.816	3	36.736	36.194	24.179	34.220	2'11.329	191,2	8:56'32.087
4	36.477	36.394	24.397	33.765	2'11.033	193,9	8:58'53.849	4	36.815	36.682	24.450	34.244	2'12.191	186,2	8:58'44.278
5	36.469	36.282	25.555	34.976	2'13.282	186,2	9:01'07.131	5	36.339	36.120	24.009	34.308	2'10.776	190,8	9:00'55.054

6° 21 B. SANCHEZ (2'10.635)								14° 97 M. KAPPLER (2'11.081)							
Lap	Seg.1	Seg.2	Seg.3	Seg.4	Lap Time	km/h	Local Time	Lap	Seg.1	Seg.2	Seg.3	Seg.4	Lap Time	km/h	Local Time
1		39.859	25.590	33.931		197,1	8:52'26.305	1		38.208	24.987	34.292		198,9	8:52'14.304
2	37.305	37.099	24.797	33.830	2'13.031	195,3	8:54'39.336	2	37.508	36.688	24.322	33.789	2'12.307	199,6	8:54'26.611
3	36.765	36.384	24.198	33.889	2'11.236	196,0	8:56'50.572	3	36.667	36.342	24.557	34.020	2'11.586	191,2	8:56'38.197
4	36.564	36.262	24.134	33.675	2'10.635	198,9	8:59'01.207	4	43.972	36.791	24.180	33.775	2'18.718	200,7	8:58'56.915
5	36.530	36.426	24.190	34.224	2'11.370	198,9	9:01'12.577	5	36.748	36.129	24.411	33.793	2'11.081	200,4	9:01'07.996

7° 20 D. LOUREIRO (2'10.669)								15° 15 G. VAN STRAALLEN (2'11.616)							
Lap	Seg.1	Seg.2	Seg.3	Seg.4	Lap Time	km/h	Local Time	Lap	Seg.1	Seg.2	Seg.3	Seg.4	Lap Time	km/h	Local Time
1		38.498	26.070	34.250		199,3	8:52'27.294	1		38.897	26.211	34.477		196,7	8:52'21.173
2	37.795	36.727	24.871	33.210	2'12.603	206,5	8:54'39.897	2	37.935	37.344	24.401	33.930	2'13.610	197,4	8:54'34.783
3	44.890	40.560	26.407	36.246	2'28.103	172,8	8:57'08.000	3	36.843	36.626	24.151	33.996	2'11.616	199,3	8:56'46.399
4	36.825	36.354	24.689	33.823	2'11.691	202,6	8:59'19.691	4	37.885	36.390	24.017	33.510	2'11.802	199,6	8:58'58.201
5	36.545	36.181	24.361	33.582	2'10.669	200,0	9:01'30.360	5	46.955	36.862	24.398	33.931	2'22.146	194,9	9:01'20.347

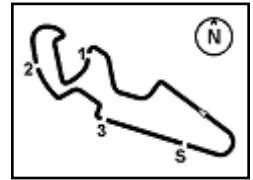
8° 71 T. EDWARDS (2'10.675)								16° 81 M. GONZALEZ (2'11.621)							
Lap	Seg.1	Seg.2	Seg.3	Seg.4	Lap Time	km/h	Local Time	Lap	Seg.1	Seg.2	Seg.3	Seg.4	Lap Time	km/h	Local Time
1		38.437	25.712	34.125		200,0	8:52'19.625	1		38.376	24.978	34.807		196,4	8:52'10.727
2	37.561	36.515	24.564	40.224	2'18.864P	199,3	8:54'38.489	2	37.223	38.388	24.853	34.280	2'14.744	190,8	8:54'25.471
3	1'41.261	36.707	24.105	34.351	3'16.424P	190,5	8:57'54.913	3	37.140	36.802	23.840	35.866	2'13.648	184,3	8:56'39.119
4	36.261	36.229	23.906	34.279	2'10.675	190,1	9:00'05.588	4	36.962	36.336	23.789	34.534	2'11.621	188,2	8:58'50.740
								5	36.985	36.614	23.893	35.238	2'12.730	183,1	9:01'03.470

15/04/2018 P = Pits In/Out - C = Lap Time Cancelled

These data/results cannot be reproduced, stored and/or transmitted in whole or in part by any manner of electronic, mechanical, photocopying, recording, broadcasting or otherwise now known or herein after developed without the previous express consent by the copyright owner, except for reproduction in daily press and regular printed publications on sale to the public within 60 days of the event related to those data/results and always provided that copyright symbol appears together as follows below.

© DORNA WSBK ORGANIZATION Srl 2018





Spanish Round, 13-14-15 April 2018

World Supersport 300 - Chronological Analysis Warm Up

17° 19 L. BERNARDI (2'11.784)								25° 28 D. KOOPMAN (2'13.170)							
Lap	Seg.1	Seg.2	Seg.3	Seg.4	Lap Time	km/h	Local Time	Lap	Seg.1	Seg.2	Seg.3	Seg.4	Lap Time	km/h	Local Time
1		37.535	25.538	34.940		192,2	8:52'14.087	1		40.673	26.479	36.321		180,9	8:52'24.904
2	37.989	37.773	25.367	34.618	2'15.747	188,8	8:54'29.834	2	39.901	38.335	25.631	35.036	2'18.903	189,1	8:54'43.807
3	37.089	36.713	24.406	34.291	2'12.499	192,5	8:56'42.333	3	38.412	37.496	24.620	34.698	2'15.226	191,2	8:56'59.033
4	36.718	36.439	24.876	34.050	2'12.083	191,5	8:58'54.416	4	37.297	37.000	24.405	34.468	2'13.170	189,8	8:59'12.203
5	36.991	36.155	24.720	33.918	2'11.784	194,6	9:01'06.200	5	37.556	36.743	24.537	34.679	2'13.515	188,2	9:01'25.718

18° 14 E. DE LA VEGA (2'11.902)								26° 78 J. FORAY (2'13.334)							
Lap	Seg.1	Seg.2	Seg.3	Seg.4	Lap Time	km/h	Local Time	Lap	Seg.1	Seg.2	Seg.3	Seg.4	Lap Time	km/h	Local Time
1		38.553	25.120	34.635		191,8	8:52'16.211	1		38.707	25.980	34.063		197,8	8:52'13.116
2	37.716	37.033	24.676	34.075	2'13.500	196,0	8:54'29.711	2	37.233	37.183	24.717	34.201	2'13.334	194,2	8:54'26.450
3	37.036	36.661	24.376	33.969	2'12.042	195,7	8:56'41.753	3	39.840	37.203	25.054	34.190	2'16.287	198,5	8:56'42.737
4	36.854	36.577	24.715	33.983	2'12.129	193,2	8:58'53.882	4	38.509	44.079	24.841	34.559	2'21.988	191,8	8:59'04.725
5	36.657	36.769	24.470	34.006	2'11.902	198,5	9:01'05.784	5	37.372	37.209	24.423	34.395	2'13.399	192,5	9:01'18.124

19° 27 F. ROVELLI (2'12.031)								27° 96 I. PRATNA (2'13.516)							
Lap	Seg.1	Seg.2	Seg.3	Seg.4	Lap Time	km/h	Local Time	Lap	Seg.1	Seg.2	Seg.3	Seg.4	Lap Time	km/h	Local Time
1		37.696	24.594	34.841		192,5	8:52'10.523	1		40.036	25.322	34.826		188,2	8:52'16.667
2	50.451	46.113	24.704	34.477	2'35.745	193,5	8:54'46.268	2	37.773	36.866	24.528	34.349	2'13.516	197,8	8:54'30.183
3	37.381	36.948	24.062	34.084	2'12.475	194,9	8:56'58.743	3	51.867	39.984	25.410	34.739	2'32.000	193,5	8:57'02.183
4	37.127	36.947	24.433	34.600	2'13.107	191,2	8:59'11.850	4	38.067	36.988	24.479	34.994	2'14.528	183,4	8:59'16.711
5	36.941	36.550	24.156	34.384	2'12.031	192,9	9:01'23.881	5	37.636	37.144	24.785	34.570	2'14.135	191,2	9:01'30.846

20° 33 D. VALLE (2'12.204)								28° 54 F. FULIGNI (2'13.544)							
Lap	Seg.1	Seg.2	Seg.3	Seg.4	Lap Time	km/h	Local Time	Lap	Seg.1	Seg.2	Seg.3	Seg.4	Lap Time	km/h	Local Time
1		38.161	24.909	34.802		191,8	8:52'10.607	1		38.396	25.558	35.397		182,7	8:52'12.998
2	37.554	38.393	24.236	35.011	2'15.194	180,3	8:54'25.801	2	37.576	37.115	24.829	34.024	2'13.544	198,9	8:54'26.542
3	37.034	36.799	24.083	34.838	2'12.754	191,5	8:56'38.555	3	37.704	36.933	24.421	34.537	2'13.595	185,6	8:56'40.137
4	37.072	36.806	24.228	34.522	2'12.628	188,8	8:58'51.183	4	37.351	37.209	24.747	34.684	2'13.991	189,5	8:58'54.128
5	36.875	36.396	24.207	34.726	2'12.204	190,5	9:01'03.387	5	41.309	37.097	25.986	34.260	2'18.652	192,5	9:01'12.780

21° 93 W. KHAN (2'12.331)								29° 64 H. DE CANCELLIS (2'13.578)							
Lap	Seg.1	Seg.2	Seg.3	Seg.4	Lap Time	km/h	Local Time	Lap	Seg.1	Seg.2	Seg.3	Seg.4	Lap Time	km/h	Local Time
1		37.938	25.259	33.955		201,9	8:52'14.499	1		39.089	26.017	35.353		189,1	8:52'26.369
2	37.760	36.467	24.305	33.799	2'12.331	203,8	8:54'26.830	2	39.436	37.864	25.252	35.560	2'18.112	186,5	8:54'44.481
3	37.262	36.789	24.417	57.625	2'36.093P	168,8	8:57'02.923	3	40.433	40.994	25.494	35.398	2'22.319	183,1	8:57'06.800
4								4	37.941	37.044	24.279	34.314	2'13.578	189,5	8:59'20.378
5								5	37.448	44.468	45.703	1'15.689	3'23.308P		9:02'43.686

22° 69 M. HERRERA (2'12.472)								30° 36 B. NEILA (2'13.615)							
Lap	Seg.1	Seg.2	Seg.3	Seg.4	Lap Time	km/h	Local Time	Lap	Seg.1	Seg.2	Seg.3	Seg.4	Lap Time	km/h	Local Time
1		37.552	24.729	34.627		186,9	8:52'12.599	1		39.321	25.925	34.972		189,8	8:52'13.739
2	37.359	36.825	24.156	34.521	2'12.861	182,7	8:54'25.460	2	38.017	37.978	25.231	35.095	2'16.321	186,9	8:54'30.060
3	36.979	37.125	24.283	34.472	2'12.859	191,5	8:56'38.319	3	37.755	37.631	24.686	34.775	2'14.847	189,1	8:56'44.907
4	36.882	36.707	23.877	35.006	2'12.472	182,1	8:58'50.791	4	37.770	36.750	24.264	34.831	2'13.615	189,5	8:58'58.522
5	37.036	36.591	23.962	35.093	2'12.682	180,3	9:01'03.473	5	37.196	36.922	24.653	35.262	2'14.033	184,0	9:01'12.555

23° 12 A. RUSMIPUTRO (2'12.519)								31° 5 R. VOS (2'14.340)							
Lap	Seg.1	Seg.2	Seg.3	Seg.4	Lap Time	km/h	Local Time	Lap	Seg.1	Seg.2	Seg.3	Seg.4	Lap Time	km/h	Local Time
1		38.591	24.636	34.387		194,6	8:52'14.642	1		39.871	26.215	34.516		194,6	8:52'22.759
2	37.804	37.338	24.256	34.752	2'14.150	188,5	8:54'28.792	2	37.915	38.069	24.999	35.693	2'16.676	188,2	8:54'39.435
3	36.931	37.044	24.179	34.809	2'12.963	187,5	8:56'41.755	3	38.454	37.063	24.534	34.289	2'14.340	196,4	8:56'53.775
4	36.916	37.055	24.509	34.459	2'12.939	189,1	8:58'54.694	4	37.457	37.485	44.707	34.584	2'34.233	188,2	8:59'28.008
5	37.139	36.621	24.294	34.465	2'12.519	189,5	9:01'07.213	5	37.394	37.473	24.930	34.593	2'14.390	188,2	9:01'42.398

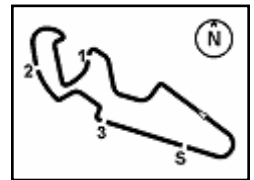
24° 41 J. JÄHNIG (2'12.713)								32° 58 T. FINOCCHIARO (2'14.410)							
Lap	Seg.1	Seg.2	Seg.3	Seg.4	Lap Time	km/h	Local Time	Lap	Seg.1	Seg.2	Seg.3	Seg.4	Lap Time	km/h	Local Time
1		39.266	26.102	34.518		200,4	8:52'24.874	1		39.517	26.234	34.276		192,9	8:52'23.190
2	38.141	37.496	25.246	33.901	2'14.784	195,7	8:54'39.568	2	39.111	37.987	25.838	34.063	2'16.999	197,8	8:54'40.189
3	38.027	36.992	24.643	34.253	2'13.915	195,7	8:56'53.573	3	39.279	38.123	24.930	34.700	2'17.032	189,1	8:56'57.221
4	38.163	37.201	24.442	34.090	2'13.896	194,9	8:59'07.469	4	38.556	37.750	24.632	34.327	2'15.265	194,2	8:59'12.486
5	37.386	36.853	24.485	33.989	2'12.713	196,0	9:01'20.182	5	37.688	37.584	24.652	34.486	2'14.410	190,1	9:01'26.896

15/04/2018 P = Pits In/Out - C = Lap Time Cancelled

These data/results cannot be reproduced, stored and/or transmitted in whole or in part by any manner of electronic, mechanical, photocopying, recording, broadcasting or otherwise now known or herein after developed without the previous express consent by the copyright owner, except for reproduction in daily press and regular printed publications on sale to the public within 60 days of the event related to those data/results and always provided that copyright symbol appears together as follows below.

© DORNA WSBK ORGANIZATION Srl 2018





Spanish Round, 13-14-15 April 2018

World Supersport 300 - Chronological Analysis Warm Up

33° 18 A. MURLEY (2'14.613)							
Lap	Seg.1	Seg.2	Seg.3	Seg.4	Lap Time	km/h	Local Time
1		38.371	25.520	34.973		187,8	8:52'13.536
2	37.453	37.327	24.987	34.846	2'14.613	186,9	8:54'28.149
3	37.512	37.226	25.049	34.843	2'14.630	189,8	8:56'42.779
4	39.488	38.071	24.852	34.834	2'17.245	188,2	8:59'00.024
5	37.608	37.806	26.494	46.864	2'28.772P	153,2	9:01'28.796

34° 13 D. IOZZO (2'15.132)							
Lap	Seg.1	Seg.2	Seg.3	Seg.4	Lap Time	km/h	Local Time
1		39.410	25.561	35.604		186,9	8:52'18.609
2	55.078	39.031	25.614	35.689	2'35.412	184,3	8:54'54.021
3	38.613	38.378	25.164	35.249	2'17.404	185,6	8:57'11.425
4	38.054	37.721	24.971	35.345	2'16.091	183,4	8:59'27.516
5	38.071	37.426	24.976	34.659	2'15.132	188,8	9:01'42.648

35° 30 D. BLIN (2'15.139)							
Lap	Seg.1	Seg.2	Seg.3	Seg.4	Lap Time	km/h	Local Time
1		38.888	25.375	35.562		182,4	8:52'13.893
2	38.915	37.346	25.286	34.889	2'16.436	190,8	8:54'30.329
3	38.456	37.837	24.975	35.316	2'16.584	184,6	8:56'46.913
4	37.801	37.121	24.809	35.408	2'15.139	181,2	8:59'02.052
5	38.499	37.720	24.881	35.745	2'16.845	181,2	9:01'18.897

36° 84 J. OVERBEEKE (2'15.227)							
Lap	Seg.1	Seg.2	Seg.3	Seg.4	Lap Time	km/h	Local Time
1		38.977	25.659	35.837		183,1	8:52'30.240
2	38.256	37.966	25.506	35.111	2'16.839	187,2	8:54'47.079
3	37.970	37.205	24.979	35.073	2'15.227	189,5	8:57'02.306
4	40.685	37.433	24.974	34.852	2'17.944	189,1	8:59'20.250
5	38.309	37.745	25.158	35.675	2'16.887	180,6	9:01'37.137

37° 79 T. ALONSO (2'15.233)							
Lap	Seg.1	Seg.2	Seg.3	Seg.4	Lap Time	km/h	Local Time
1		39.895	26.209	35.778		184,6	8:52'22.106
2	40.726	38.661	25.567	35.363	2'20.317	186,2	8:54'42.423
3	39.505	38.007	25.008	35.159	2'17.679	185,6	8:57'00.102
4	38.294	37.768	25.386	35.485	2'16.933	183,4	8:59'17.035
5	37.835	37.466	24.904	35.028	2'15.233	185,2	9:01'32.268

38° 89 A. CARRASCO (2'15.906)							
Lap	Seg.1	Seg.2	Seg.3	Seg.4	Lap Time	km/h	Local Time
1		39.387	25.729	36.556		178,5	8:52'38.567
2	38.832	38.264	25.465	35.697	2'18.258	180,3	8:54'56.825
3	38.567	37.854	25.069	35.418	2'16.908	180,9	8:57'13.733
4	38.185	37.535	24.710	35.476	2'15.906	179,4	8:59'29.639
5	38.053	37.467	24.643	36.288	2'16.451	180,3	9:01'46.090

39° 44 S. LOCHOFF (2'17.416)							
Lap	Seg.1	Seg.2	Seg.3	Seg.4	Lap Time	km/h	Local Time
1		39.614	26.406	35.313		190,8	8:52'25.882
2	39.558	38.136	25.678	35.386	2'18.758	182,1	8:54'44.640
3	38.641	38.166	25.435	35.249	2'17.491	189,1	8:57'02.131
4	38.802	37.804	25.366	35.876	2'17.848	182,1	8:59'19.979
5	38.370	37.892	25.535	35.619	2'17.416	183,7	9:01'37.395

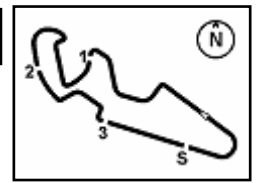
40° 7 N. SETTIMO (2'17.523)							
Lap	Seg.1	Seg.2	Seg.3	Seg.4	Lap Time	km/h	Local Time
1		40.671	26.274	35.545		191,5	8:52'25.550
2	38.614	38.737	25.664	35.696	2'18.711	186,9	8:54'44.261
3	38.532	38.322	25.146	35.523	2'17.523	187,2	8:57'01.784
4	39.352	37.945	25.320	35.289	2'17.906	193,5	8:59'19.690
5	37.933	40.572	25.361	35.413	2'19.279	186,9	9:01'38.969

15/04/2018 P = Pits In/Out - C = Lap Time Cancelled

These data/results cannot be reproduced, stored and/or transmitted in whole or in part by any manner of electronic, mechanical, photocopying, recording, broadcasting or otherwise now known or herein after developed without the previous express consent by the copyright owner, except for reproduction in daily press and regular printed publications on sale to the public within 60 days of the event related to those data/results and always provided that copyright symbol appears together as follows below.

© DORNA WSBK ORGANIZATION Srl 2018

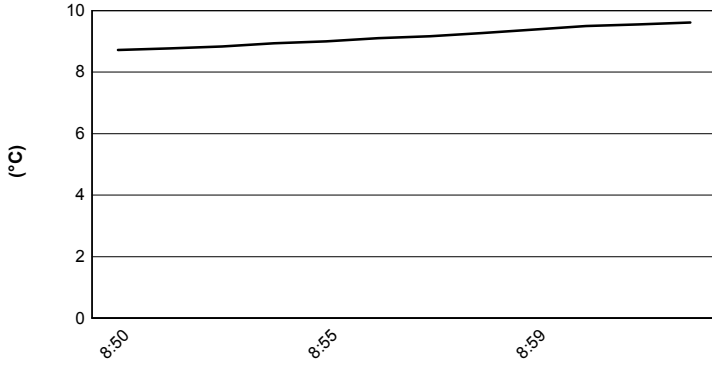




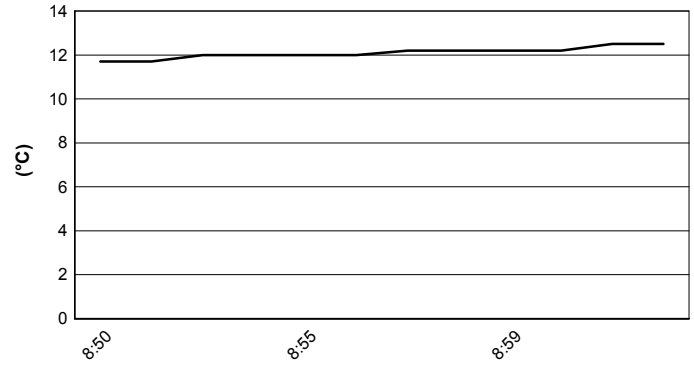
MotorLand Aragon 5.077 m

Spanish Round, 13-14-15 April 2018
World Supersport 300 - Weather Report Warm Up
 Session started 08:50 - Session ended 9:02


Air Temperature



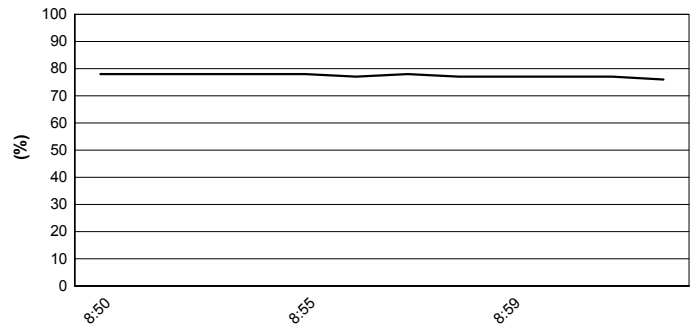
Track Temperature



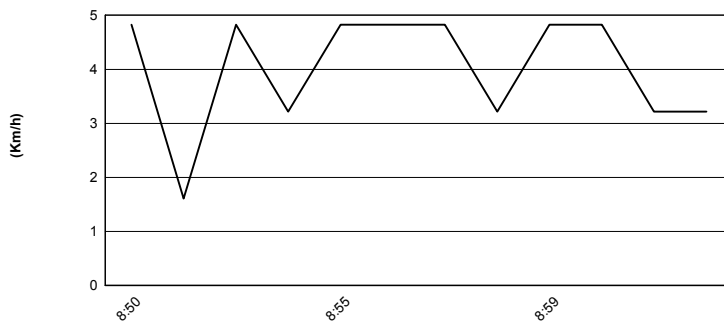
Air Pressure



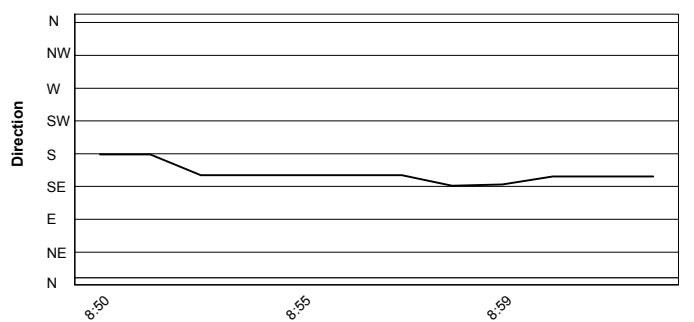
Humidity



Wind Speed



Wind Direction



15/04/2018

These data/results cannot be reproduced, stored and/or transmitted in whole or in part by any manner of electronic, mechanical, photocopying, recording, broadcasting or otherwise now known or herein after developed without the previous express consent by the copyright owner, except for reproduction in daily press and regular printed publications on sale to the public within 60 days of the event related to those data/results and always provided that copyright symbol appears together as follows below.

© DORNA WSBK ORGANIZATION Srl 2018



Official Fuel Supplier

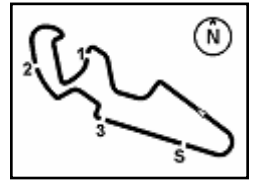


FICR PERUGIA TIMING

Official Tyre Supplier



Official Timekeeper



MotorLand Aragon 5.077 m

Spanish Round, 13-14-15 April 2018

World Supersport 300 - Starting Grid

11 Laps x 5,077 km = 55,847 km



			1		
	3	2	8		1
	20 LOUREIRO D. Kawasaki 2'08.924 SP2	95 DEROUÉ S. Kawasaki 2'08.729 SP2	PEREZ M. Kawasaki 2'07.938 SP2		
		5	2		2
6		17 MEUFFELS K. KTM 2'09.019 SP2	CARRASCO A. Kawasaki 2'08.928 SP2		
	6				
	6 SCHOTMAN R. Kawasaki 2'09.125 SP2				
		8			3
	9	43 GRUNWALD L. KTM 2'09.663 SP2	21 SANCHEZ B. Kawasaki 2'09.577 SP2		
	12	11	71		4
	15 VAN STRAALEN G. KTM 2'11.354 SP2	55 HENDRA PRATAMA G. Yamaha 2'10.208 SP2	EDWARDS T. Kawasaki 2'10.031 SP2		
	15	14	81		5
	22 KALININ M. Kawasaki 2'10.709 SP1	93 KHAN W. Kawasaki 2'10.551 SP1	GONZALEZ M. Yamaha 2'10.468 SP1		
	18	17	33		6
	97 KAPPLER M. KTM 2'11.334 SP1	69 HERRERA M. Yamaha 2'10.992 SP1	VALLE D. Yamaha 2'10.964 SP1		
	21	20	99		7
	41 JÄHNIG J. KTM 2'11.407 SP1	14 DE LA VEGA E. Kawasaki 2'11.342 SP1	GRASSIA P. Yamaha 2'11.334 SP1		
	24	23	96		8
	54 FULIGNI F. Yamaha 2'11.953 SP1	19 BERNARDI L. Yamaha 2'11.930 SP1	PRATNA I. Yamaha 2'11.929 SP1		
	27	26	84		9
	5 VOS R. KTM 2'12.302 SP1	84 OVERBEEKE J. Yamaha 2'12.270 SP1			
	30	29	78		10
	18 MURLEY A. Yamaha 2'13.423 SP1	58 FINOCCHIARO T. Honda 2'13.370 SP1	FORAY J. Kawasaki 2'12.791 SP1		
	33	32	64		11
	89 CARRASCO A. Yamaha 2'13.814 SP1	28 KOOPMAN D. Yamaha 2'13.695 SP1	DE CANCELLIS H. Yamaha 2'13.457 SP1		
	36	35	13		12
	79 ALONSO T. Yamaha 2'15.081 SP1	16 LUNA BAYEN M. Kawasaki 2'14.986 SP1	IOZZO D. Honda 2'13.827 SP1		
	39	38	7		13
	30 BLIN D. Yamaha 2'15.432 SP1	44 LOCHOFF S. Yamaha 2'15.428 SP1	SETTIMO N. Honda 2'15.085 SP1		
			40		14
			36 NEILA B. Yamaha SP1		

15/04/2018 Jury President

..... Race Director

