

### Spanish Round, 13-14-15 April 2018

### Superstock 1000 - Results Race

Laps 13 = 66,001 Km - Time of Race 24'35.428 - Avg. 161,040 km/h

Pos	Race	Grid	No. Rider	Nat	Team	Bike	LL	Gap	Fastest Lap	Speed	Qualifying		Ranking		
											Time	Speed	R	Tot	Pos
1	1		<b>28 M. REITERBERGER</b>	GER	alpha Racing-Van Zon-BMW	BMW S 1000 RR	13		1'52.188	300,0	1'51.427	293,5	25	<b>61</b>	1
2	2		<b>2 R. TAMBURINI</b>	ITA	Berclaz Racing Team SA	BMW S 1000 RR	13	<b>2.193</b>	1'52.605	306,8	1'51.985	294,3	20	<b>60</b>	2
3	3		<b>15 F. SANDI</b>	ITA	MOTOCORSA Racing	Ducati 1199 Panigale R	13	<b>3.789</b>	1'52.289	302,5	1'52.006	298,3	16	<b>42</b>	4
4	4		<b>7 M. SCHEIB</b>	CHI	Aprilia Racing Team	Aprilia RSV4 RF	13	<b>14.036</b>	1'52.297	302,5	1'52.055	295,1	13	<b>45</b>	3
5	7		<b>21 F. MARINO</b>	FRA	URBIS Yamaha Motoxrcing STK Team	Yamaha YZF R1	13	<b>20.199</b>	1'52.805	300,8	1'53.130	295,9	11	<b>31</b>	5
6	8		<b>12 A. ANDREOZZI</b>	ITA	SPEED ACTION	Yamaha YZF R1	13	<b>22.114</b>	1'53.820	301,7	1'53.160	290,3	10	<b>10</b>	12
7	6		<b>70 L. VITALI</b>	ITA	Aprilia Racing Team	Aprilia RSV4 RF	13	<b>22.322</b>	1'54.411	298,3	1'53.022	295,1	9	<b>29</b>	6
8	11		<b>23 L. SALVADORI</b>	ITA	Berclaz Racing Team SA	BMW S 1000 RR	13	<b>31.205</b>	1'54.503	297,5	1'54.029	293,5	8	<b>17</b>	9
9	12		<b>84 R. RUSSO</b>	ITA	C.M. Racing	Kawasaki ZX-10RR	13	<b>32.605</b>	1'55.080	300,8	1'54.069	294,3	7	<b>14</b>	11
10	16		<b>34 X. PINSACH</b>	ESP	ETG Racing	Kawasaki ZX-10RR	13	<b>33.651</b>	1'55.182	302,5	1'55.498	289,5	6	<b>9</b>	13
11	13		<b>59 A. SCHACHT</b>	DEN	EAB SCHACHT Racing Team	Ducati 1199 Panigale R	13	<b>33.885</b>	1'54.625	300,0	1'54.431	288,8	5	<b>5</b>	17
12	14		<b>16 G. RUIU</b>	ITA	Team Pedercini Racing	Kawasaki ZX-10RR	13	<b>33.917</b>	1'54.894	304,2	1'54.731	295,1	4	<b>18</b>	8
13	18		<b>77 T. ALBERTO</b>	PHI	MOTOCORSA Racing	Ducati 1199 Panigale R	13	<b>58.665</b>	1'56.771	304,2	1'56.807	295,9	3	<b>3</b>	20
14	19		<b>31 V. SUCHET</b>	SUI	Flembbo Leader Team	Kawasaki ZX-10RR	13	<b>1'05.426</b>	1'57.614	295,9	1'56.933	289,5	2	<b>3</b>	21
15	17		<b>46 M. CUDEVILLE</b>	FRA	Flembbo Leader Team	Kawasaki ZX-10RR	13	<b>1'11.591</b>	1'57.900	287,2	1'56.699	281,3	1	<b>1</b>	24
16	21		<b>10 A. YEGIN</b>	TUR	Nutec - Benjan - Kawasaki	Kawasaki ZX-10RR	13	<b>1'51.967</b>	2'00.807	285,0	1'59.737	283,5			
----- <b>Not Classified</b> -----															
RET	5		<b>45 J. BÜHN</b>	GER	alpha Racing-Van Zon-BMW	BMW S 1000 RR	12	<b>1 Lap</b>	1'53.984	299,2	1'52.853	300,0		<b>8</b>	15
RET	20		<b>55 F. MARCHIONNI</b>	ITA	SPEED ACTION	Yamaha YZF R1	9	<b>4 Laps</b>	1'57.365	293,5	1'57.417	280,5			
RET	10		<b>52 A. DELBIANCO</b>	ITA	GULF ALTHEA BMW Racing Team	BMW S 1000 RR	2	<b>11 Laps</b>	295,1	1'53.743	298,3		<b>15</b>	10	
RET	9		<b>6 E. PUSCEDDU</b>	ITA	D.K. Racing	BMW S 1000 RR	0		293,5	1'53.726	292,7		<b>1</b>	23	
----- <b>Disqualified</b> -----															
DSQ	15		<b>51 E. VIONNET</b>	SUI	MOTOS VIONNET	BMW S 1000 RR	13	<b>43.630</b>	1'54.831	299,2	1'54.817	291,9		<b>3</b>	19

AIR	Humidity:	49%	Temp:	20°C
TRACK	Condition:	Dry	Temp:	33°C

Records	Pole (QP)	2017	M.Rinaldi	1'52.245	162,83 Km/h
	Race (RC)	2017	M.Rinaldi	1'52.736	162,12 Km/h
	Circuit (QP)	2017	M.Rinaldi	1'52.245	162,83 Km/h
Race Fastest Lap	(New Record)	Lap 2	M.Reiterberger	1'52.188	162,92 Km/h

LAP LEADERS					
No.	Rider	From	To	Laps	Total
28	M. REITERBERGER	1	2	2	
15	F. SANDI	3	4	2	2
7	M. SCHEIB	5	8	4	4
28	M. REITERBERGER	9	13	5	7

TOTAL LEADER LAPS		
No.	Rider	Laps
28	M. REITERBERGER	7
7	M. SCHEIB	4
15	F. SANDI	2

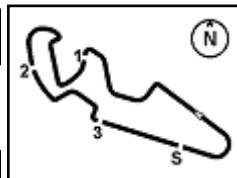
N.51 (Vionnet E.) has been disqualified according to art. 2.3.9 and 2.3.10

The results are provisional until the end of the time limit for protests and appeals and the completion of the technical checks.

 15/04/2018 15:16 15:42
 

These data/results cannot be reproduced, stored and/or transmitted in whole or in part by any manner of electronic, mechanical, photocopying, recording, broadcasting or otherwise now known or herein after developed without the previous express consent by the copyright owner, except for reproduction in daily press and regular printed publications on sale to the public within 60 days of the event related to those data/results and always provided that copyright symbol appears together as follows below.

© DORNA WSBK ORGANIZATION Srl 2018



### Spanish Round, 13-14-15 April 2018

#### Superstock 1000 - Results Race

#### Race Highlights

Time	No. Rider	Description
15.13.00		Warm-up Lap Start
15.16.00		Start
15.16.15	45 Bühn	Crashed - Turn 1
15.16.38	45 Bühn	Re-joined
15.17.22	52 Delbianco	Crashed - Turn 13
15.17.32		No Jump Start
15.17.39	52 Delbianco	Re-joined
15.17.59	6 Pusceddu	Crashed - Turn 16
15.18.26	6 Pusceddu	Out
15.19.51		New Lap Record
15.20.19	52 Delbianco	Entered Pits
15.21.32	52 Delbianco	Retired
15.33.58	55 Marchionni	Entered Pits
15.35.54	55 Marchionni	Retired
15.38.20	7 Scheib	Technical Problem - Turn 15
15.38.34	7 Scheib	Re-joined
15.40.16	45 Bühn	Crashed - Turn 7
15.42.26		End Of Session

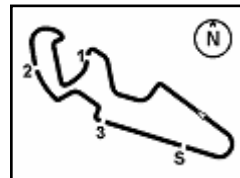
Start                      End                      The results are provisional until the end of the time limit for protests and appeals  
 15/04/2018              15:16                      15:42                      and the completion of the technical checks.

These data/results cannot be reproduced, stored and/or transmitted in whole or in part by any manner of electronic, mechanical, photocopying, recording, broadcasting or otherwise now known or herein after developed without the previous express consent by the copyright owner, except for reproduction in daily press and regular printed publications on sale to the public within 60 days of the event related to those data/results and always provided that copyright symbol appears together as follows below.

© DORNA WSBK ORGANIZATION Srl 2018



**7.2**  
STK1000  
120/01



MotorLand Aragon 5.077 m

1 / 2

Spanish Round, 13-14-15 April 2018

Superstock 1000 - Lap Chart Race

	Lap												
	1	2	3	4	5	6	7	8	9	10	11	12	13
1	28	28	15	15	7	7	7	7	28	28	28	28	28
2	15	15	28	7	28	28	28	28	7	7	7	2	2
3	7	7	7	28	15	15	15	15	15	2	2	15	15
4	2	2	2	2	2	2	2	2	2	15	15	7	7
5	21	21	21	21	21	21	21	21	21	21	21	21	21
6	70	70	70	70	70	70	70	70	12	12	12	12	12
7	23	23	23	23	12	12	12	12	70	70	70	70	70
8	84	12	12	12	23	23	23	23	23	23	23	23	23
9	12	34	34	34	34	34	84	84	84	84	84	84	84
10	34	51	84	84	84	84	34	34	34	34	34	34	34
11	51	84	51	51	51	59	59	59	59	59	59	16	59
12	77	16	59	59	59	51	16	16	16	16	16	59	16
13	16	59	16	16	16	16	51	51	51	51	51	51	51
14	46	77	77	77	77	77	77	77	77	45	45	45	77
15	59	46	46	46	31	31	31	45	45	77	77	77	31
16	31	31	31	31	46	46	45	31	31	31	31	31	46
17	55	55	55	55	55	55	46	46	46	46	46	46	10
18	10	10	10	45	45	45	55	55	55	10	10	10	
19	52	45	45	10	10	10	10	10					
20	45	52											

Final Result		
1	<b>28 M. REITERBERGER</b>	Laps 13
2	<b>2 R. TAMBURINI</b>	2.193
3	<b>15 F. SANDI</b>	3.789
4	<b>7 M. SCHEIB</b>	14.036
5	<b>21 F. MARINO</b>	20.199
6	<b>12 A. ANDREOZZI</b>	22.114
7	<b>70 L. VITALI</b>	22.322
8	<b>23 L. SALVADORI</b>	31.205
9	<b>84 R. RUSSO</b>	32.605
10	<b>34 X. PINSACH</b>	33.651
11	<b>59 A. SCHACHT</b>	33.885
12	<b>16 G. RUIU</b>	33.917
13	<b>51 E. VIONNET</b>	43.630
14	<b>77 T. ALBERTO</b>	58.665
15	<b>31 V. SUCHET</b>	1'05.426
16	<b>46 M. CUDEVILLE</b>	1'11.591
17	<b>10 A. YEGIN</b>	1'51.967
RET	<b>45 J. BÜHN</b>	1 Lap
RET	<b>55 F. MARCHIONNI</b>	4 Laps
RET	<b>52 A. DELBIANCO</b>	11 Laps
RET	<b>6 E. PUSCEDDU</b>	

15/04/2018

These data/results cannot be reproduced, stored and/or transmitted in whole or in part by any manner of electronic, mechanical, photocopying, recording, broadcasting or otherwise now known or herein after developed without the previous express consent by the copyright owner, except for reproduction in daily press and regular printed publications on sale to the public within 60 days of the event related to those data/results and always provided that copyright symbol appears together as follows below.

© DORNA WSBK ORGANIZATION Srl 2018

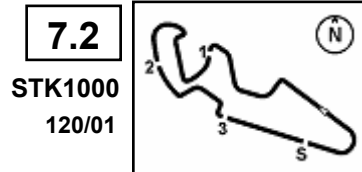
FCR PERIGIA TIMING



Official Tyre Supplier



Official Timekeeper



**7.2**  
STK1000  
120/01

MotorLand Aragon 5.077 m

Spanish Round, 13-14-15 April 2018

Superstock 1000 - Lap Chart Race

2 / 2

### Lap 1

1	28	M.Reiterberger	15:17'48.769
2	15	F.Sandi	0.071
3	7	M.Scheib	0.293
4	2	R.Tamburini	0.495
5	21	F.Marino	1.220
6	70	L.Vitali	2.597
7	23	L.Salvadori	3.007
8	84	R.Russo	4.585
9	12	A.Andreozzi	4.704
10	34	X.Pinsach	4.948
11	51	E.Vionnet	6.563
12	77	T.Alberto	7.473
13	16	G.Ruiu	8.007
14	46	M.Cudeville	8.432
15	59	A.Schacht	8.491
16	31	V.Suchet	9.268
17	55	F.Marchionni	9.734
18	10	A.Yegin	14.439
19	52	A.Delbianco	21.704
20	45	J.Bühn	29.198

### Lap 2

1	28	M.Reiterberger	15:19'40.957
2	15	F.Sandi	0.172
3	7	M.Scheib	0.402
4	2	R.Tamburini	0.912
5	21	F.Marino	1.837
6	70	L.Vitali	4.820
7	23	L.Salvadori	5.322
8	12	A.Andreozzi	6.336
9	34	X.Pinsach	7.942
10	51	E.Vionnet	9.206
11	84	R.Russo	9.696
12	16	G.Ruiu	10.713
13	59	A.Schacht	11.116
14	77	T.Alberto	12.344
15	46	M.Cudeville	14.144
16	31	V.Suchet	14.729
17	55	F.Marchionni	14.911
18	10	A.Yegin	24.055
19	45	J.Bühn	32.914
20	52	A.Delbianco	42.034

### Lap 3

1	15	F.Sandi	15:21'34.070
2	28	M.Reiterberger	0.318
3	7	M.Scheib	0.425
4	2	R.Tamburini	0.711
5	21	F.Marino	2.881
6	70	L.Vitali	6.400
7	23	L.Salvadori	7.049
8	12	A.Andreozzi	7.395
9	34	X.Pinsach	10.173
10	84	R.Russo	11.663
11	51	E.Vionnet	12.095
12	59	A.Schacht	13.446
13	16	G.Ruiu	13.479
14	77	T.Alberto	16.002
15	46	M.Cudeville	19.332
16	31	V.Suchet	19.490
17	55	F.Marchionni	20.182
18	10	A.Yegin	31.998
19	45	J.Bühn	34.952

### Lap 4

1	15	F.Sandi	15:23'27.459
2	7	M.Scheib	0.153
3	28	M.Reiterberger	0.375
4	2	R.Tamburini	0.838
5	21	F.Marino	3.592
6	70	L.Vitali	7.827
7	23	L.Salvadori	8.513
8	12	A.Andreozzi	8.720

### Lap 5

1	7	M.Scheib	15:25'21.242
2	28	M.Reiterberger	0.240
3	15	F.Sandi	0.345
4	2	R.Tamburini	0.695
5	21	F.Marino	4.359
6	70	L.Vitali	9.132
7	12	A.Andreozzi	10.071
8	23	L.Salvadori	10.153
9	34	X.Pinsach	14.763
10	84	R.Russo	14.839
11	51	E.Vionnet	16.550
12	59	A.Schacht	16.926
13	16	G.Ruiu	16.977
14	77	T.Alberto	24.952
15	31	V.Suchet	29.248
16	46	M.Cudeville	29.460
17	55	F.Marchionni	29.546
18	45	J.Bühn	36.472
19	10	A.Yegin	48.315

### Lap 6

1	7	M.Scheib	15:27'14.669
2	28	M.Reiterberger	0.762
3	15	F.Sandi	1.087
4	2	R.Tamburini	1.409
5	21	F.Marino	6.081
6	70	L.Vitali	10.895
7	12	A.Andreozzi	11.567
8	23	L.Salvadori	12.403
9	34	X.Pinsach	17.464
10	84	R.Russo	17.656
11	59	A.Schacht	19.036
12	51	E.Vionnet	19.679
13	16	G.Ruiu	19.718
14	77	T.Alberto	29.562
15	31	V.Suchet	33.644
16	46	M.Cudeville	35.276
17	55	F.Marchionni	35.914
18	45	J.Bühn	38.227
19	10	A.Yegin	55.695

### Lap 7

1	7	M.Scheib	15:29'08.255
2	28	M.Reiterberger	0.430
3	15	F.Sandi	0.824
4	2	R.Tamburini	1.251
5	21	F.Marino	7.636
6	70	L.Vitali	12.415
7	12	A.Andreozzi	12.627
8	23	L.Salvadori	14.363
9	84	R.Russo	20.284
10	34	X.Pinsach	20.509
11	59	A.Schacht	20.936
12	16	G.Ruiu	21.856
13	51	E.Vionnet	22.282
14	77	T.Alberto	33.274
15	31	V.Suchet	38.392
16	45	J.Bühn	39.545
17	46	M.Cudeville	40.130
18	55	F.Marchionni	45.252
19	10	A.Yegin	1'03.428

### Lap 8

1	7	M.Scheib	15:31'01.770
2	28	M.Reiterberger	0.143
3	15	F.Sandi	1.046
4	2	R.Tamburini	1.304
5	21	F.Marino	9.512
6	70	L.Vitali	14.329
7	12	A.Andreozzi	14.374
8	23	L.Salvadori	16.714
9	84	R.Russo	22.074
10	34	X.Pinsach	22.879
11	59	A.Schacht	23.168
12	16	G.Ruiu	24.009
13	51	E.Vionnet	24.537
14	77	T.Alberto	37.953
15	45	J.Bühn	41.370
16	31	V.Suchet	43.098
17	46	M.Cudeville	44.856
18	55	F.Marchionni	51.379
19	10	A.Yegin	1'11.589

### Lap 9

1	28	M.Reiterberger	15:32'55.587
2	7	M.Scheib	0.305
3	15	F.Sandi	1.054
4	2	R.Tamburini	1.174
5	21	F.Marino	11.353
6	12	A.Andreozzi	15.377
7	70	L.Vitali	15.585
8	23	L.Salvadori	19.421
9	84	R.Russo	23.683
10	34	X.Pinsach	24.819
11	59	A.Schacht	25.470
12	16	G.Ruiu	26.093
13	51	E.Vionnet	27.021
14	77	T.Alberto	41.657
15	45	J.Bühn	41.968
16	31	V.Suchet	47.225
17	46	M.Cudeville	49.860
18	55	F.Marchionni	1'07.366
19	10	A.Yegin	1'19.264

### Lap 10

1	28	M.Reiterberger	15:34'48.863
2	7	M.Scheib	0.243
3	2	R.Tamburini	1.426
4	15	F.Sandi	2.019
5	21	F.Marino	13.949
6	12	A.Andreozzi	17.070
7	70	L.Vitali	17.331
8	23	L.Salvadori	22.520
9	84	R.Russo	26.596
10	34	X.Pinsach	27.224
11	59	A.Schacht	27.619
12	16	G.Ruiu	28.087
13	51	E.Vionnet	30.548
14	45	J.Bühn	44.239
15	77	T.Alberto	46.181
16	31	V.Suchet	51.617
17	46	M.Cudeville	55.080
18	10	A.Yegin	1'26.953

### Lap 11

1	28	M.Reiterberger	15:36'41.932
2	7	M.Scheib	0.568
3	2	R.Tamburini	1.990
4	15	F.Sandi	2.575
5	21	F.Marino	16.409
6	12	A.Andreozzi	19.015
7	70	L.Vitali	19.327
8	23	L.Salvadori	25.548
9	84	R.Russo	28.688
10	34	X.Pinsach	29.727
11	59	A.Schacht	30.143

### Lap 12

1	28	M.Reiterberger	15:38'35.421
2	2	R.Tamburini	2.237
3	15	F.Sandi	2.865
4	7	M.Scheib	12.612
5	21	F.Marino	18.191
6	12	A.Andreozzi	20.497
7	70	L.Vitali	20.835
8	23	L.Salvadori	28.465
9	84	R.Russo	30.755
10	34	X.Pinsach	31.792
11	16	G.Ruiu	32.341
12	59	A.Schacht	32.559
13	51	E.Vionnet	39.134
14	45	J.Bühn	46.557
15	77	T.Alberto	54.636
16	31	V.Suchet	1'00.792
17	46	M.Cudeville	1'06.559
18	10	A.Yegin	1'44.909

### Lap 13

1	28	M.Reiterberger	15:40'29.457
2	2	R.Tamburini	2.193
3	15	F.Sandi	3.789
4	7	M.Scheib	14.036
5	21	F.Marino	20.199
6	12	A.Andreozzi	22.114
7	70	L.Vitali	22.322
8	23	L.Salvadori	31.205
9	84	R.Russo	32.605
10	34	X.Pinsach	33.651
11	59	A.Schacht	33.885
12	16	G.Ruiu	33.917
13	51	E.Vionnet	43.630
14	77	T.Alberto	58.665
15	31	V.Suchet	1'05.426
16	46	M.Cudeville	1'11.591
17	10	A.Yegin	1'51.967

15/04/2018

These data/results cannot be reproduced, stored and/or transmitted in whole or in part by any manner of electronic, mechanical, photocopying, recording, broadcasting or otherwise now known or herein after developed without the previous express consent by the copyright owner, except for reproduction in daily press and regular printed publications on sale to the public within 60 days of the event related to those data/results and always provided that copyright symbol appears together as follows below.

© DORNA WSBK ORGANIZATION Srl 2018

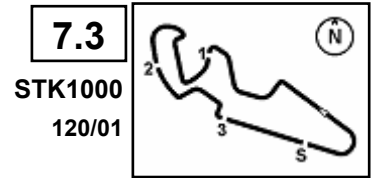
FCR PERUGIA TIMING



Official Tyre Supplier



Official Timekeeper



7.3  
STK1000  
120/01

MotorLand Aragon 5.077 m

### Spanish Round, 13-14-15 April 2018

#### Superstock 1000 - Best Sector & Speed Race

#### RESULTS

1	28 M. REITERBERGER	BMW S 1000 RR	Laps 13
2	2 R. TAMBURINI	BMW S 1000 RR	2.193
3	15 F. SANDI	Ducati 1199 Panigale R	3.789
4	7 M. SCHEIB	Aprilia RSV4 RF	14.036
5	21 F. MARINO	Yamaha YZF R1	20.199
6	12 A. ANDREOZZI	Yamaha YZF R1	22.114
7	70 L. VITALI	Aprilia RSV4 RF	22.322
8	23 L. SALVADORI	BMW S 1000 RR	31.205
9	84 R. RUSSO	Kawasaki ZX-10RR	32.605
10	34 X. PINSACH	Kawasaki ZX-10RR	33.651
11	59 A. SCHACHT	Ducati 1199 Panigale R	33.885
12	16 G. RUIU	Kawasaki ZX-10RR	33.917
13	51 E. VIONNET	BMW S 1000 RR	43.630
14	77 T. ALBERTO	Ducati 1199 Panigale R	58.665
15	31 V. SUCHET	Kawasaki ZX-10RR	1'05.426
16	46 M. CUDEVILLE	Kawasaki ZX-10RR	1'11.591
17	10 A. YEGIN	Kawasaki ZX-10RR	1'51.967
RET	45 J. BÜHN	BMW S 1000 RR	1 Lap
RET	55 F. MARCHIONNI	Yamaha YZF R1	4 Laps
RET	52 A. DELBIANCO	BMW S 1000 RR	11 Laps
RET	6 E. PUSCEDDU	BMW S 1000 RR	

#### SPEED

1	2 R. TAMBURINI	BMW S 1000 RR	306,8
2	77 T. ALBERTO	Ducati 1199 Panigale R	304,2
3	16 G. RUIU	Kawasaki ZX-10RR	304,2
4	15 F. SANDI	Ducati 1199 Panigale R	302,5
5	7 M. SCHEIB	Aprilia RSV4 RF	302,5
6	34 X. PINSACH	Kawasaki ZX-10RR	302,5
7	12 A. ANDREOZZI	Yamaha YZF R1	301,7
8	21 F. MARINO	Yamaha YZF R1	300,8
9	84 R. RUSSO	Kawasaki ZX-10RR	300,8
10	28 M. REITERBERGER	BMW S 1000 RR	300,0
11	59 A. SCHACHT	Ducati 1199 Panigale R	300,0
12	45 J. BÜHN	BMW S 1000 RR	299,2
13	51 E. VIONNET	BMW S 1000 RR	299,2
14	70 L. VITALI	Aprilia RSV4 RF	298,3
15	23 L. SALVADORI	BMW S 1000 RR	297,5
16	31 V. SUCHET	Kawasaki ZX-10RR	295,9
17	52 A. DELBIANCO	BMW S 1000 RR	295,1
18	6 E. PUSCEDDU	BMW S 1000 RR	293,5
19	55 F. MARCHIONNI	Yamaha YZF R1	293,5
20	46 M. CUDEVILLE	Kawasaki ZX-10RR	287,2
21	10 A. YEGIN	Kawasaki ZX-10RR	285,0

#### SEG. 1

1	28 M. REITERBERGER	32.000
2	7 M. SCHEIB	32.121
3	15 F. SANDI	32.170
4	2 R. TAMBURINI	32.198
5	21 F. MARINO	32.343
6	84 R. RUSSO	32.474
7	70 L. VITALI	32.522
8	45 J. BÜHN	32.562
9	12 A. ANDREOZZI	32.567
10	59 A. SCHACHT	32.742
11	23 L. SALVADORI	32.817
12	16 G. RUIU	32.854
13	51 E. VIONNET	32.891
14	34 X. PINSACH	32.990
15	77 T. ALBERTO	33.493
16	55 F. MARCHIONNI	33.752
17	31 V. SUCHET	33.756
18	46 M. CUDEVILLE	33.843
19	10 A. YEGIN	34.667
20	52 A. DELBIANCO	35.481
21	6 E. PUSCEDDU	35.794

#### SEG. 2

1	28 M. REITERBERGER	31.536
2	7 M. SCHEIB	31.655
3	15 F. SANDI	31.659
4	21 F. MARINO	31.689
5	52 A. DELBIANCO	31.727
6	2 R. TAMBURINI	31.744
7	45 J. BÜHN	31.864
8	12 A. ANDREOZZI	31.998
9	84 R. RUSSO	32.078
10	6 E. PUSCEDDU	32.123
11	70 L. VITALI	32.183
12	59 A. SCHACHT	32.183
13	23 L. SALVADORI	32.208
14	34 X. PINSACH	32.409
15	16 G. RUIU	32.421
16	51 E. VIONNET	32.426
17	31 V. SUCHET	32.822
18	77 T. ALBERTO	32.903
19	55 F. MARCHIONNI	33.027
20	46 M. CUDEVILLE	33.071
21	10 A. YEGIN	34.005

#### SEG. 3

1	28 M. REITERBERGER	21.509
2	15 F. SANDI	21.585
3	7 M. SCHEIB	21.672
4	2 R. TAMBURINI	21.716
5	21 F. MARINO	21.847
6	70 L. VITALI	21.929
7	6 E. PUSCEDDU	21.962
8	45 J. BÜHN	21.998
9	12 A. ANDREOZZI	22.003
10	84 R. RUSSO	22.006
11	59 A. SCHACHT	22.090
12	23 L. SALVADORI	22.124
13	51 E. VIONNET	22.280
14	16 G. RUIU	22.356
15	77 T. ALBERTO	22.370
16	34 X. PINSACH	22.395
17	55 F. MARCHIONNI	22.717
18	31 V. SUCHET	22.740
19	46 M. CUDEVILLE	22.842
20	10 A. YEGIN	23.315
21	52 A. DELBIANCO	23.531

#### SEG. 4

1	2 R. TAMBURINI	26.634
2	15 F. SANDI	26.777
3	7 M. SCHEIB	26.786
4	21 F. MARINO	26.895
5	12 A. ANDREOZZI	26.990
6	28 M. REITERBERGER	27.031
7	23 L. SALVADORI	27.095
8	16 G. RUIU	27.099
9	70 L. VITALI	27.151
10	45 J. BÜHN	27.159
11	51 E. VIONNET	27.186
12	34 X. PINSACH	27.233
13	59 A. SCHACHT	27.316
14	52 A. DELBIANCO	27.358
15	77 T. ALBERTO	27.438
16	84 R. RUSSO	27.543
17	55 F. MARCHIONNI	27.822
18	31 V. SUCHET	27.862
19	46 M. CUDEVILLE	27.969
20	10 A. YEGIN	28.490

15/04/2018

These data/results cannot be reproduced, stored and/or transmitted in whole or in part by any manner of electronic, mechanical, photocopying, recording, broadcasting or otherwise now known or herein after developed without the previous express consent by the copyright owner, except for reproduction in daily press and regular printed publications on sale to the public within 60 days of the event related to those data/results and always provided that copyright symbol appears together as follows below.

© DORNA WSBK ORGANIZATION Srl 2018

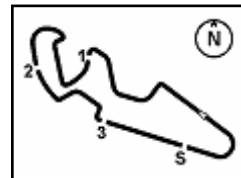
FICR PERUGIA TIMING



Official Tyre Supplier



Official Timekeeper



### Spanish Round, 13-14-15 April 2018

### Superstock 1000 - Chronological Analysis Race

Start at 15:15'54.029

1 / 3

1° 28 M. REITERBERGER (1'52.188)								5° 21 F. MARINO (1'52.805)							
Lap	Seg.1	Seg.2	Seg.3	Seg.4	Lap Time	km/h	Local Time	Lap	Seg.1	Seg.2	Seg.3	Seg.4	Lap Time	km/h	Local Time
1		31.639	21.831	27.203	1'54.740	292,7	15:17'48.769	1		31.842	21.989	26.895	1'55.960	298,3	15:17'49.989
2	<b>32.000</b>	<b>31.536</b>	<b>21.509</b>	27.143	<b>1'52.188</b>	295,9	15:19'40.957	2	<b>32.343</b>	<b>31.689</b>	<b>21.847</b>	26.926	<b>1'52.805</b>	<b>300,8</b>	15:19'42.794
3	32.325	31.882	21.784	27.440	1'53.431	291,9	15:21'34.388	3	32.916	32.034	21.943	27.264	1'54.157	295,9	15:21'36.951
4	32.796	31.798	21.796	27.056	1'53.446	298,3	15:23'27.834	4	32.662	32.090	22.029	27.319	1'54.100	293,5	15:23'31.051
5	32.413	32.156	21.988	27.091	1'53.648	299,2	15:25'21.482	5	32.627	32.439	22.120	27.364	1'54.550	294,3	15:25'25.601
6	32.547	31.962	21.824	27.616	1'53.949	<b>300,0</b>	15:27'15.431	6	32.945	32.531	22.268	27.405	1'55.149	294,3	15:27'20.750
7	32.290	31.744	22.046	27.174	1'53.254	297,5	15:29'08.685	7	32.980	32.369	22.224	27.568	1'55.141	291,9	15:29'15.891
8	32.293	32.005	21.899	27.031	1'53.228	297,5	15:31'01.913	8	32.878	32.498	22.399	27.616	1'55.391	292,7	15:31'11.282
9	32.631	32.026	21.748	27.269	1'53.674	295,1	15:32'55.587	9	32.905	32.707	22.437	27.609	1'55.658	291,9	15:33'06.940
10	32.429	31.880	21.686	27.281	1'53.276	294,3	15:34'48.863	10	32.975	32.696	22.612	27.589	1'55.872	292,7	15:35'02.812
11	32.373	31.796	21.719	27.181	1'53.069	295,1	15:36'41.932	11	33.080	32.467	22.581	27.401	1'55.529	294,3	15:36'58.341
12	32.302	31.975	21.887	27.325	1'53.489	292,7	15:38'35.421	12	33.015	32.405	22.344	27.507	1'55.271	294,3	15:38'53.612
13	32.377	32.092	22.007	27.560	1'54.036	293,5	15:40'29.457	13	33.159	32.651	22.491	27.743	1'56.044	291,9	15:40'49.656

2° 2 R. TAMBURINI (1'52.605)								6° 12 A. ANDREOZZI (1'53.820)							
Lap	Seg.1	Seg.2	Seg.3	Seg.4	Lap Time	km/h	Local Time	Lap	Seg.1	Seg.2	Seg.3	Seg.4	Lap Time	km/h	Local Time
1		32.029	21.822	26.634	1'55.235	301,7	15:17'49.264	1		32.325	23.195	27.453	1'59.444	298,3	15:17'53.473
2	<b>32.198</b>	<b>31.744</b>	21.835	26.828	<b>1'52.605</b>	303,4	15:19'41.869	2	<b>32.567</b>	<b>31.998</b>	22.265	26.990	<b>1'53.820</b>	<b>301,7</b>	15:19'47.293
3	32.297	31.973	<b>21.716</b>	26.926	1'52.912	299,2	15:21'34.781	3	32.830	32.186	<b>22.003</b>	27.153	1'54.172	297,5	15:21'41.465
4	32.496	32.086	21.838	27.096	1'53.516	300,8	15:23'28.297	4	32.883	32.304	22.230	27.297	1'54.714	294,3	15:23'36.179
5	32.314	32.119	22.137	27.070	1'53.640	303,4	15:25'21.937	5	33.028	32.487	22.383	27.236	1'55.134	298,3	15:25'31.313
6	32.752	32.210	21.974	27.205	1'54.141	304,2	15:27'16.078	6	33.032	32.266	22.357	27.268	1'54.923	292,7	15:27'26.236
7	32.359	32.124	21.961	26.984	1'53.428	302,5	15:29'09.506	7	32.723	32.429	22.123	27.371	1'54.646	295,1	15:29'20.882
8	32.377	32.188	21.990	27.013	1'53.568	300,8	15:31'03.074	8	33.107	32.537	22.316	27.302	1'55.262	294,3	15:31'16.144
9	32.385	32.290	21.980	27.032	1'53.687	<b>306,8</b>	15:32'56.761	9	32.771	32.360	22.287	27.402	1'54.820	291,9	15:33'10.964
10	32.392	32.137	21.857	27.142	1'53.528	297,5	15:34'50.289	10	32.817	32.390	22.339	27.423	1'54.969	290,3	15:35'05.933
11	32.502	32.106	21.854	27.171	1'53.633	299,2	15:36'43.922	11	32.832	32.461	22.437	27.284	1'55.014	293,5	15:37'00.947
12	32.423	32.160	21.935	27.218	1'53.736	295,9	15:38'37.658	12	32.818	32.586	22.152	27.415	1'54.971	292,7	15:38'55.918
13	32.389	32.385	21.869	27.349	1'53.992	296,7	15:40'31.650	13	32.713	32.362	23.087	27.491	1'55.653	292,7	15:40'51.571

3° 15 F. SANDI (1'52.289)								7° 70 L. VITALI (1'54.411)							
Lap	Seg.1	Seg.2	Seg.3	Seg.4	Lap Time	km/h	Local Time	Lap	Seg.1	Seg.2	Seg.3	Seg.4	Lap Time	km/h	Local Time
1		31.697	21.748	26.777	1'54.811	295,9	15:17'48.840	1		<b>32.183</b>	21.931	27.151	1'57.337	<b>298,3</b>	15:17'51.366
2	<b>32.170</b>	<b>31.659</b>	<b>21.585</b>	26.875	<b>1'52.289</b>	<b>302,5</b>	15:19'41.129	2	<b>32.522</b>	32.357	21.947	27.585	<b>1'54.411</b>	296,7	15:19'45.777
3	32.239	31.869	21.930	26.903	1'52.941	296,7	15:21'34.070	3	32.792	32.510	<b>21.929</b>	27.462	1'54.693	294,3	15:21'40.470
4	32.383	31.792	22.115	27.099	1'53.389	294,3	15:23'27.459	4	32.787	32.398	22.057	27.574	1'54.816	291,9	15:23'35.286
5	32.415	32.160	22.450	27.103	1'54.128	300,8	15:25'21.587	5	32.719	32.506	22.119	27.744	1'55.088	292,7	15:25'30.374
6	32.541	32.126	22.147	27.355	1'54.169	299,2	15:27'15.756	6	32.879	32.589	22.151	27.571	1'55.190	292,7	15:27'25.564
7	32.370	32.081	21.863	27.009	1'53.323	298,3	15:29'09.079	7	32.809	32.531	22.184	27.582	1'55.106	292,7	15:29'20.670
8	32.517	32.032	22.075	27.113	1'53.737	295,9	15:31'02.816	8	32.992	32.489	22.257	27.691	1'55.429	292,7	15:31'16.099
9	32.386	32.188	22.049	27.202	1'53.825	299,2	15:32'56.641	9	33.038	32.488	22.168	27.379	1'55.073	296,7	15:33'11.172
10	32.730	32.264	22.085	27.162	1'54.241	297,5	15:34'50.882	10	32.824	32.530	22.290	27.378	1'55.022	295,9	15:35'06.194
11	32.418	32.118	22.042	27.047	1'53.625	299,2	15:36'44.507	11	32.841	32.361	22.179	27.684	1'55.065	296,7	15:37'01.259
12	32.317	32.165	22.046	27.251	1'53.779	295,9	15:38'38.286	12	32.761	32.607	22.246	27.383	1'54.997	294,3	15:38'56.256
13	32.679	32.417	22.390	27.474	1'54.960	294,3	15:40'33.246	13	32.775	32.511	22.552	27.685	1'55.523	295,9	15:40'51.779

4° 7 M. SCHEIB (1'52.297)								8° 23 L. SALVADORI (1'54.503)							
Lap	Seg.1	Seg.2	Seg.3	Seg.4	Lap Time	km/h	Local Time	Lap	Seg.1	Seg.2	Seg.3	Seg.4	Lap Time	km/h	Local Time
1		<b>31.655</b>	21.698	26.786	1'55.033	295,9	15:17'49.062	1		32.219	22.189	27.095	1'57.747	296,7	15:17'51.776
2	<b>32.121</b>	31.667	<b>21.672</b>	26.837	<b>1'52.297</b>	<b>302,5</b>	15:19'41.359	2	<b>32.817</b>	<b>32.208</b>	22.267	27.211	<b>1'54.503</b>	<b>297,5</b>	15:19'46.279
3	32.276	31.913	21.867	27.080	1'53.136	301,7	15:21'34.495	3	32.922	32.414	<b>22.124</b>	27.380	1'54.840	294,3	15:21'41.119
4	32.342	31.821	21.888	27.066	1'53.117	299,2	15:23'27.612	4	32.825	32.303	22.168	27.557	1'54.853	291,1	15:23'35.972
5	32.417	32.096	21.942	27.175	1'53.630	294,3	15:25'21.242	5	33.025	32.557	22.305	27.536	1'55.423	292,7	15:25'31.395
6	32.449	32.006	21.846	27.126	1'53.427	295,1	15:27'14.669	6	33.291	32.516	22.305	27.565	1'55.677	295,1	15:27'27.072
7	32.364	31.921	22.124	27.177	1'53.586	294,3	15:29'08.255	7	33.079	32.537	22.251	27.679	1'55.546	291,1	15:29'22.618
8	32.321	32.055	21.972	27.167	1'53.515	293,5	15:31'01.770	8	33.248	32.624	22.310	27.684	1'55.866	291,9	15:31'18.484
9	32.793	32.224	21.929	27.176	1'54.122	296,7	15:32'55.892	9	33.412	32.930	22.466	27.716	1'56.524	291,1	15:33'15.008
10	32.258	31.910	21.882	27.164	1'53.214	297,5	15:34'49.106	10	33.304	32.897	22.385	27.789	1'56.375	290,3	15:35'11.383
11	32.340	32.110	21.835	27.109	1'53.394	298,3	15:36'42.500	11	33.181	32.822	22.305	27.789	1'56.097	291,1	15:37'07.480
12	32.307	32.032	23.324	37.870	2'05.533	279,1	15:38'48.033	12	33.260	33.013	22.377	27.756	1'56.406	290,3	15:39'03.886
13	32.973	32.584	22.386	27.517	1'55.460	294,3	15:40'43.493	13	33.521	32.965	22.500	27.790	1'56.776	289,5	15:41'00.662

15/04/2018 P = Pits In/Out - C = Lap Time Cancelled

These data/results cannot be reproduced, stored and/or transmitted in whole or in part by any manner of electronic, mechanical, photocopying, recording, broadcasting or otherwise now known or herein after developed without the previous express consent by the copyright owner, except for reproduction in daily press and regular printed publications on sale to the public within 60 days of the event related to those data/results and always provided that copyright symbol appears together as follows below.

© DORNA WSBK ORGANIZATION Srl 2018

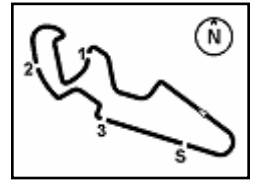
PIRELLI PERUGIA TIMING



Official Tyre Supplier



Official Timekeeper



### Spanish Round, 13-14-15 April 2018

#### Superstock 1000 - Chronological Analysis Race

Start at 15:15'54.029

9° 84 R. RUSSO (1'55.080)								13° 51 E. VIONNET (1'54.831)							
Lap	Seg.1	Seg.2	Seg.3	Seg.4	Lap Time	km/h	Local Time	Lap	Seg.1	Seg.2	Seg.3	Seg.4	Lap Time	km/h	Local Time
1		32.327	22.490	27.627	1'59.325	293,5	15:17'53.354	1		32.525	23.234	27.186	2'01.303	295,1	15:17'55.332
2	<b>32.474</b>	<b>32.078</b>	22.178	30.569	1'57.299	298,3	15:19'50.653	2	<b>32.891</b>	<b>32.426</b>	<b>22.280</b>	27.234	<b>1'54.831</b>	298,3	15:19'50.163
3	32.763	32.641	22.133	27.543	<b>1'55.080</b>	294,3	15:21'45.733	3	33.150	32.900	22.508	27.444	1'56.002	<b>299,2</b>	15:21'46.165
4	32.932	32.522	22.137	27.549	1'55.140	295,1	15:23'40.873	4	33.111	32.592	22.451	27.556	1'55.710	293,5	15:23'41.875
5	32.744	32.569	22.204	27.691	1'55.208	<b>300,8</b>	15:25'36.081	5	33.205	32.653	22.510	27.549	1'55.917	293,5	15:25'37.792
6	33.399	32.816	22.368	27.661	1'56.244	298,3	15:27'32.325	6	33.453	33.054	22.543	27.506	1'56.556	294,3	15:27'34.348
7	33.320	32.728	22.556	27.610	1'56.214	291,1	15:29'28.539	7	33.538	32.689	22.467	27.495	1'56.189	296,7	15:29'30.537
8	32.892	32.578	22.223	27.612	1'55.305	293,5	15:31'23.844	8	33.033	32.753	22.465	27.519	1'55.770	298,3	15:31'26.307
9	33.064	32.697	<b>22.006</b>	27.659	1'55.426	292,7	15:33'19.270	9	33.316	32.756	22.689	27.540	1'56.301	295,1	15:33'22.608
10	32.912	33.265	22.199	27.813	1'56.189	292,7	15:35'15.459	10	33.480	32.953	22.646	27.724	1'56.803	293,5	15:35'19.411
11	32.803	32.421	22.354	27.583	1'55.161	294,3	15:37'10.620	11	33.512	33.094	22.963	27.824	1'57.393	292,7	15:37'16.804
12	33.189	32.469	22.153	27.745	1'55.556	292,7	15:39'06.176	12	33.716	33.087	22.914	28.034	1'57.751	291,9	15:39'14.555
13	32.874	32.730	22.118	28.164	1'55.886	289,5	15:41'02.062	13	33.895	33.427	23.116	28.094	1'58.532	288,0	15:41'13.087

10° 34 X. PINSACH (1'55.182)								14° 77 T. ALBERTO (1'56.771)							
Lap	Seg.1	Seg.2	Seg.3	Seg.4	Lap Time	km/h	Local Time	Lap	Seg.1	Seg.2	Seg.3	Seg.4	Lap Time	km/h	Local Time
1		32.505	22.677	27.394	1'59.688	300,8	15:17'53.717	1		33.325	22.955	27.735	2'02.213	301,7	15:17'56.242
2	33.035	<b>32.409</b>	22.505	27.233	<b>1'55.182</b>	<b>302,5</b>	15:19'48.899	2	33.974	<b>32.903</b>	22.744	27.438	1'57.059	<b>304,2</b>	15:19'53.301
3	33.031	32.545	22.430	27.338	1'55.344	298,3	15:21'44.243	3	<b>33.493</b>	<b>33.220</b>	<b>22.370</b>	27.688	<b>1'56.771</b>	301,7	15:21'50.072
4	33.318	32.679	<b>22.395</b>	27.424	1'55.816	294,3	15:23'40.059	4	33.780	32.908	24.083	27.960	1'58.731	295,9	15:23'48.803
5	33.263	32.595	22.609	27.479	1'55.946	296,7	15:25'36.005	5	33.877	33.258	22.785	27.471	1'57.391	298,3	15:25'46.194
6	33.283	32.748	22.650	27.447	1'56.128	296,7	15:27'32.133	6	33.964	33.460	22.928	27.685	1'58.037	300,0	15:27'44.231
7	33.296	32.705	22.914	27.716	1'56.631	297,5	15:29'28.764	7	33.779	33.115	22.636	27.768	1'57.298	294,3	15:29'41.529
8	33.114	32.743	22.527	27.501	1'55.885	296,7	15:31'24.649	8	33.811	33.687	22.986	27.710	1'58.194	296,7	15:31'39.723
9	33.215	32.677	22.430	27.435	1'55.757	297,5	15:33'20.406	9	33.835	33.398	22.739	27.549	1'57.521	294,3	15:33'37.244
10	33.136	32.624	22.510	27.411	1'55.681	299,2	15:35'16.087	10	34.014	33.361	22.838	27.587	1'57.800	298,3	15:35'35.044
11	<b>32.990</b>	32.725	22.445	27.412	1'55.572	298,3	15:37'11.659	11	33.881	33.124	22.760	27.764	1'57.529	295,9	15:37'32.573
12	33.070	32.700	22.435	27.349	1'55.554	297,5	15:39'07.213	12	33.886	33.258	22.612	27.728	1'57.484	295,9	15:39'30.057
13	33.147	32.692	22.458	27.598	1'55.895	295,9	15:41'03.108	13	33.849	33.335	22.792	28.089	1'58.065	295,9	15:41'28.122

11° 59 A. SCHACHT (1'54.625)								15° 31 V. SUCHET (1'57.614)							
Lap	Seg.1	Seg.2	Seg.3	Seg.4	Lap Time	km/h	Local Time	Lap	Seg.1	Seg.2	Seg.3	Seg.4	Lap Time	km/h	Local Time
1		32.900	23.164	27.578	2'03.231	295,1	15:17'57.260	1		33.339	23.818	27.862	2'04.008	291,9	15:17'58.037
2	32.786	32.259	22.452	27.316	1'54.813	<b>300,0</b>	15:19'52.073	2	<b>33.756</b>	<b>32.822</b>	23.023	28.048	1'57.649	<b>295,9</b>	15:19'55.686
3	32.911	32.448	22.505	27.579	1'55.443	293,5	15:21'47.516	3	33.911	33.141	22.929	27.893	1'57.874	293,5	15:21'53.560
4	<b>32.742</b>	<b>32.183</b>	<b>22.090</b>	27.610	<b>1'54.625</b>	294,3	15:23'42.141	4	33.963	33.106	22.979	28.224	1'58.272	289,5	15:23'51.832
5	33.062	32.643	22.681	27.641	1'56.027	294,3	15:25'38.168	5	34.214	33.271	23.123	28.050	1'58.658	291,1	15:25'50.490
6	33.181	32.684	22.130	27.542	1'55.537	291,9	15:27'33.705	6	33.989	32.903	22.950	27.981	1'57.823	288,0	15:27'48.313
7	32.955	32.417	22.231	27.883	1'55.486	295,9	15:29'29.191	7	33.930	33.165	22.997	28.242	1'58.334	285,0	15:29'46.647
8	33.016	32.594	22.542	27.595	1'55.747	295,9	15:31'24.938	8	34.138	33.295	22.761	28.027	1'58.221	288,8	15:31'44.868
9	33.139	32.714	22.456	27.810	1'56.119	293,5	15:33'21.057	9	33.865	33.213	22.779	28.087	1'57.944	286,5	15:33'42.812
10	33.039	32.458	22.377	27.551	1'55.425	294,3	15:35'16.482	10	33.864	33.055	<b>22.740</b>	28.009	1'57.668	285,7	15:35'40.480
11	32.897	32.629	22.486	27.581	1'55.593	294,3	15:37'12.075	11	33.835	33.029	22.751	27.999	<b>1'57.614</b>	286,5	15:37'38.094
12	33.485	32.654	22.402	27.364	1'55.905	296,7	15:39'07.980	12	34.050	33.133	22.793	28.143	1'58.119	288,0	15:39'36.213
13	33.046	32.480	22.292	27.544	1'55.362	294,3	15:41'03.342	13	33.948	33.595	23.110	28.017	1'58.670	286,5	15:41'34.883

12° 16 G. RUIJ (1'54.894)								16° 46 M. CUDEVILLE (1'57.900)							
Lap	Seg.1	Seg.2	Seg.3	Seg.4	Lap Time	km/h	Local Time	Lap	Seg.1	Seg.2	Seg.3	Seg.4	Lap Time	km/h	Local Time
1		33.473	22.770	27.373	2'02.747	299,2	15:17'56.776	1		33.271	22.986	28.226	2'03.172	283,5	15:17'57.201
2	<b>32.854</b>	32.435	22.506	27.099	<b>1'54.894</b>	299,2	15:19'51.670	2	34.018	<b>33.071</b>	<b>22.842</b>	27.969	<b>1'57.900</b>	<b>287,2</b>	15:19'55.101
3	33.147	32.472	22.829	27.431	1'55.879	291,1	15:21'47.549	3	33.950	33.193	22.874	28.284	1'58.301	281,3	15:21'53.402
4	33.193	<b>32.421</b>	22.509	27.173	1'55.296	296,7	15:23'42.845	4	<b>33.843</b>	33.151	22.919	28.388	1'58.301	279,1	15:23'51.703
5	32.999	32.624	22.571	27.180	1'55.374	300,0	15:25'38.219	5	34.140	33.360	22.966	28.533	1'58.999	281,3	15:25'50.702
6	33.317	32.843	22.684	27.324	1'56.168	<b>304,2</b>	15:27'34.387	6	34.822	33.255	23.010	28.156	1'59.243	<b>287,2</b>	15:27'49.945
7	33.227	32.637	22.394	27.466	1'55.724	295,9	15:29'30.111	7	34.160	33.133	23.095	28.052	1'58.440	282,7	15:29'48.385
8	33.219	32.688	22.432	27.329	1'55.668	297,5	15:31'25.779	8	33.894	33.174	22.915	28.258	1'58.241	283,5	15:31'46.626
9	33.170	32.713	22.548	27.470	1'55.901	299,2	15:33'21.680	9	33.960	33.076	23.292	28.493	1'58.821	281,3	15:33'45.447
10	33.035	32.513	22.451	27.271	1'55.270	300,0	15:35'16.950	10	33.943	33.106	23.033	28.414	1'58.496	280,5	15:35'43.943
11	32.960	32.651	22.412	27.200	1'55.223	301,7	15:37'12.173	11	34.182	33.632	23.213	28.294	1'59.321	281,3	15:37'43.264
12	33.270	32.582	<b>22.356</b>	27.381	1'55.589	298,3	15:39'07.762	12	34.064	33.349	22.997	28.306	1'58.716	282,0	15:39'41.980
13	33.086	32.744	22.508	27.274	1'55.612	303,4	15:41'03.374	13	34.233	33.484	23.054	28.297	1'59.068	282,0	15:41'41.048

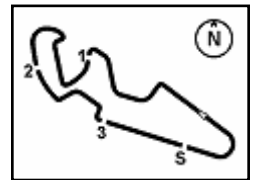
15/04/2018

P = Pits In/Out - C = Lap Time Cancelled

These data/results cannot be reproduced, stored and/or transmitted in whole or in part by any manner of electronic, mechanical, photocopying, recording, broadcasting or otherwise now known or herein after developed without the previous express consent by the copyright owner, except for reproduction in daily press and regular printed publications on sale to the public within 60 days of the event related to those data/results and always provided that copyright symbol appears together as follows below.

© DORNA WSBK ORGANIZATION Srl 2018





### Spanish Round, 13-14-15 April 2018

#### Superstock 1000 - Chronological Analysis Race

Start at 15:15'54.029

17° 10 A. YEGIN (2'00.807)							
Lap	Seg.1	Seg.2	Seg.3	Seg.4	Lap Time	km/h	Local Time
1		34.731	25.127	28.917	2'09.179	282,0	15:18'03.208
2	35.176	34.181	23.642	28.805	2'01.804	283,5	15:20'05.012
3	34.755	34.033	23.395	28.873	2'01.056	281,3	15:22'06.068
4	35.164	34.239	23.414	28.990	2'01.807	280,5	15:24'07.875
5	35.143	34.215	23.685	28.639	2'01.682	<b>285,0</b>	15:26'09.557
6	34.821	<b>34.005</b>	<b>23.315</b>	28.666	<b>2'00.807</b>	282,7	15:28'10.364
7	<b>34.667</b>	34.286	23.699	28.667	2'01.319	283,5	15:30'11.683
8	35.417	34.019	23.472	28.768	2'01.676	279,8	15:32'13.359
9	35.411	34.131	23.416	28.534	2'01.492	282,7	15:34'14.851
10	34.701	34.310	23.464	28.490	2'00.965	<b>285,0</b>	15:36'15.816
11	34.814	34.144	25.237	28.775	2'02.970	283,5	15:38'18.786
12	35.190	34.195	23.396	28.763	2'01.544	282,7	15:40'20.330
13	34.856	34.311	23.410	28.517	2'01.094	<b>285,0</b>	15:42'21.424

RET 45 J. BÜHN (1'53.984)							
Lap	Seg.1	Seg.2	Seg.3	Seg.4	Lap Time	km/h	Local Time
1		32.742	22.748	27.766	2'23.938	291,9	15:18'17.967
2	33.132	32.902	22.540	27.330	1'55.904	297,5	15:20'13.871
3	<b>32.562</b>	<b>31.864</b>	<b>21.998</b>	28.727	1'55.151	296,7	15:22'09.022
4	32.869	32.373	22.183	27.283	1'54.708	294,3	15:24'03.730
5	32.672	32.068	22.085	27.159	<b>1'53.984</b>	298,3	15:25'57.714
6	32.603	32.065	22.265	28.249	1'55.182	<b>299,2</b>	15:27'52.896
7	32.941	32.184	22.591	27.188	1'54.904	296,7	15:29'47.800
8	33.116	32.746	22.146	27.332	1'55.340	295,9	15:31'43.140
9	32.628	32.216	22.195	27.376	1'54.415	<b>299,2</b>	15:33'37.555
10	33.402	32.550	22.123	27.472	1'55.547	295,1	15:35'33.102
11	32.856	32.263	22.295	27.317	1'54.731	295,9	15:37'27.833
12	32.652	32.088	22.157	27.248	1'54.145	296,7	15:39'21.978

RET 55 F. MARCHIONNI (1'57.365)							
Lap	Seg.1	Seg.2	Seg.3	Seg.4	Lap Time	km/h	Local Time
1		33.594	23.943	28.111	2'04.474	290,3	15:17'58.503
2	<b>33.752</b>	33.074	<b>22.717</b>	27.822	<b>1'57.365</b>	<b>293,5</b>	15:19'55.868
3	34.389	<b>33.027</b>	22.975	27.993	1'58.384	288,0	15:21'54.252
4	34.204	33.244	22.805	28.117	1'58.370	284,2	15:23'52.622
5	34.186	33.175	22.872	27.933	1'58.166	288,8	15:25'50.788
6	34.378	33.212	22.871	29.334	1'59.795	287,2	15:27'50.583
7	36.797	34.413	23.389	28.325	2'02.924	281,3	15:29'53.507
8	34.266	33.686	23.205	28.485	1'59.642	281,3	15:31'53.149
9	34.257	34.446	24.793	36.308	2'09.804P	268,7	15:34'02.953

RET 52 A. DELBIANCO							
Lap	Seg.1	Seg.2	Seg.3	Seg.4	Lap Time	km/h	Local Time
1		<b>31.727</b>	41.878	27.358	2'16.444	<b>295,1</b>	15:18'10.473
2	36.993	36.037	<b>23.531</b>	35.957	2'12.518P	255,3	15:20'22.991

15/04/2018

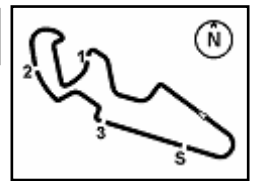
P = Pits In/Out - C = Lap Time Cancelled

These data/results cannot be reproduced, stored and/or transmitted in whole or in part by any manner of electronic, mechanical, photocopying, recording, broadcasting or otherwise now known or herein after developed without the previous express consent by the copyright owner, except for reproduction in daily press and regular printed publications on sale to the public within 60 days of the event related to those data/results and always provided that copyright symbol appears together as follows below.

© DORNA WSBK ORGANIZATION Srl 2018







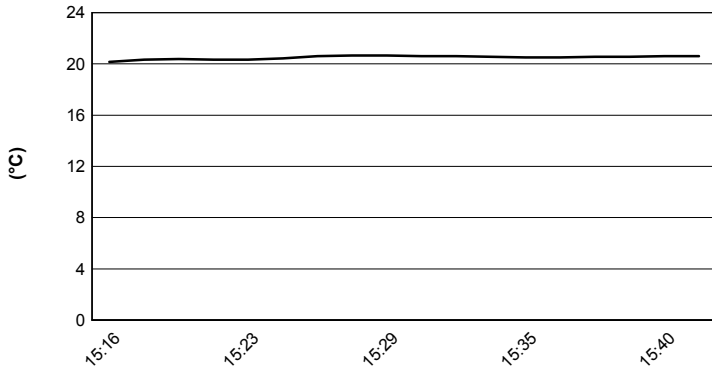
MotorLand Aragon 5.077 m

**Spanish Round, 13-14-15 April 2018**

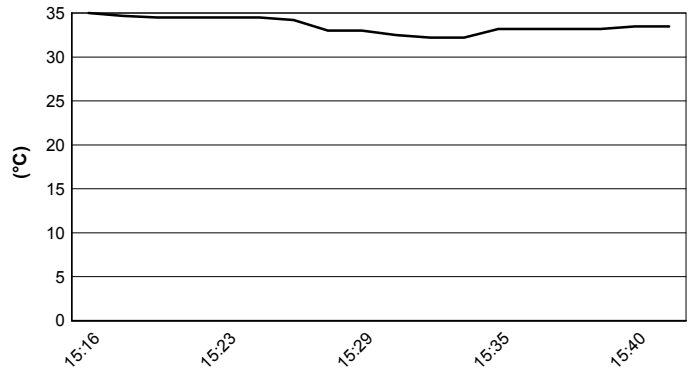
**Superstock 1000 - Weather Report Race**

Session started 15:16 - Session ended 15:42

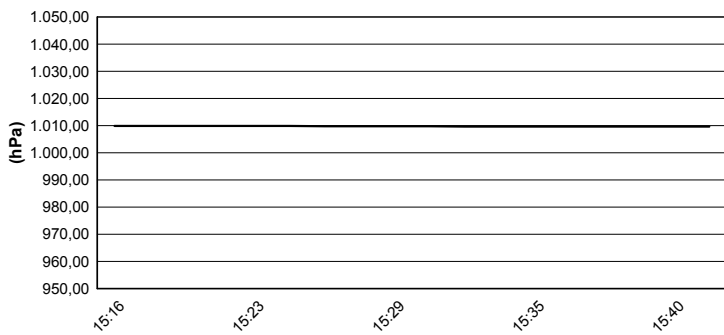
### Air Temperature



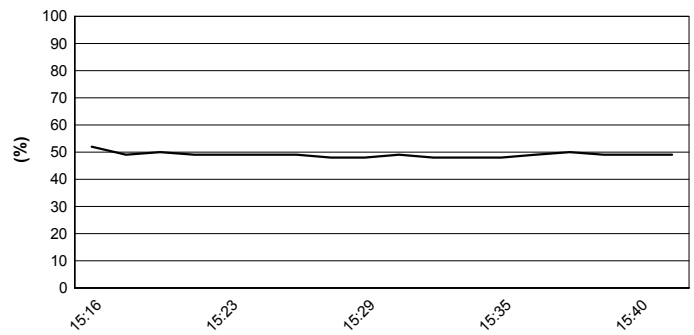
### Track Temperature



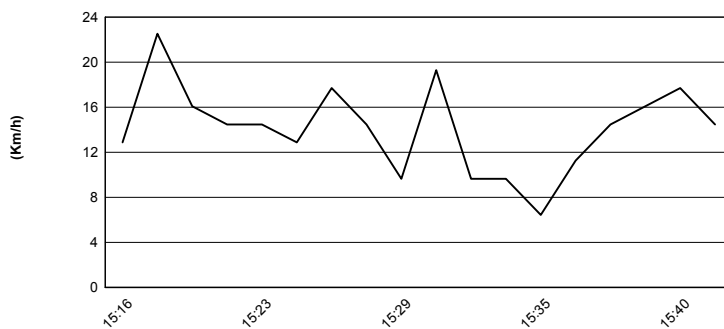
### Air Pressure



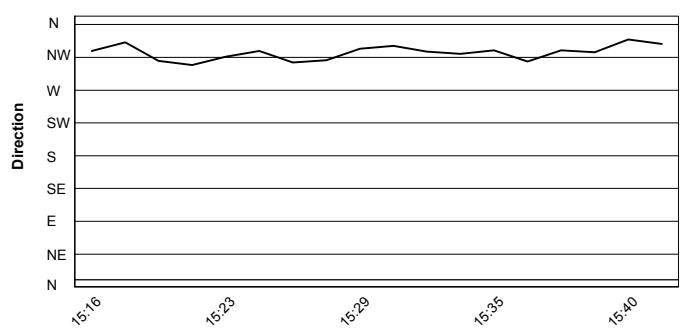
### Humidity



### Wind Speed



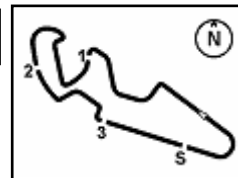
### Wind Direction



15/04/2018

These data/results cannot be reproduced, stored and/or transmitted in whole or in part by any manner of electronic, mechanical, photocopying, recording, broadcasting or otherwise now known or herein after developed without the previous express consent by the copyright owner, except for reproduction in daily press and regular printed publications on sale to the public within 60 days of the event related to those data/results and always provided that copyright symbol appears together as follows below.

© DORNA WSBK ORGANIZATION Srl 2018



MotorLand Aragon 5.077 m

### Spanish Round, 13-14-15 April 2018

#### Superstock 1000 - Championship Standings

Points	Points From First	Points From Previous	Races																	
			April 15 ARAGÓN	April 22 ASSEN	May 13 IMOLA	May 27 DONINGTON PARK	June 10 BRNO	July 8 MISANO	September 16 PORTIMÃO	September 30 MAGNY COURS										
1	REITERBERGER Markus (GER)	25	25	1																
2	TAMBURINI Roberto (ITA)	20	5	20	2															
3	SANDI Federico (ITA)	16	9	4	16	3														
4	SCHEIB Maximilian (CHI)	13	12	3	13	4														
5	MARINO Florian (FRA)	11	14	2	11	5														
6	ANDREOZZI Alessandro (ITA)	10	15	1	10	6														
7	VITALI Luca (ITA)	9	16	1	9	7														
8	SALVADORI Luca (ITA)	8	17	1	8	8														
9	RUSSO Riccardo (ITA)	7	18	1	7	9														
10	PINSACH Xavier (ESP)	6	19	1	6	10														
11	SCHACHT Alex (DEN)	5	20	1	5	11														
12	RUIU Gabriele (ITA)	4	21	1	4	12														
13	VIONNET Eric (SUI)	3	22	1	3	13														
14	ALBERTO Timothy Joseph Cua (PHI)	2	23	1	2	14														
15	SUCHET Valentin (SUI)	1	24	1	1	15														

15/04/2018

First Line: Championship Standings - Second Line: Ranking Progression

These data/results cannot be reproduced, stored and/or transmitted in whole or in part by any manner of electronic, mechanical, photocopying, recording, broadcasting or otherwise now known or herein after developed without the previous express consent by the copyright owner, except for reproduction in daily press and regular printed publications on sale to the public within 60 days of the event related to those data/results and always provided that copyright symbol appears together as follows below.

© DORNA WSBK ORGANIZATION Srl 2018

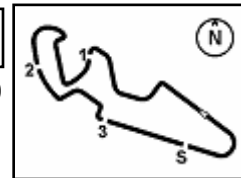
FICR PERUGIA TIMING



Official Tyre Supplier



Official Timekeeper



### Spanish Round, 13-14-15 April 2018

#### Superstock 1000 - Manufacturers Standings

	Points	Points From First	Points From Previous	April 15	April 22	May 13	May 27	June 10	July 8	September 16	September 30						
				ARAGÓN	ASSEN	IMOLA	DONINGTON PARK	BRNO	MISANO	PORTIMÃO	MAGNY COURS						
1 BMW	25			25 1													
2 DUCATI	16	9		16 2													
3 APRILIA	13	12	3	13 3													
4 YAMAHA	11	14	2	11 4													
5 KAWASAKI	7	18	4	7 5													

15/04/2018

First Line: Championship Standings - Second Line: Ranking Progression

These data/results cannot be reproduced, stored and/or transmitted in whole or in part by any manner of electronic, mechanical, photocopying, recording, broadcasting or otherwise now known or herein after developed without the previous express consent by the copyright owner, except for reproduction in daily press and regular printed publications on sale to the public within 60 days of the event related to those data/results and always provided that copyright symbol appears together as follows below.

© DORNA WSBK ORGANIZATION Srl 2018

FIGR PERUGIA TIMING



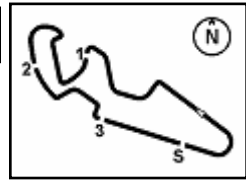
Official Tyre Supplier



Official Timekeeper



**7.8**  
STK1000  
120/01



MotorLand Aragon 5.077 m

### Spanish Round, 13-14-15 April 2018

#### Superstock 1000 - Pirelli Best Lap

Points	Points From First	Points From Previous	April 15 <b>ARAGÓN</b>	April 22 <b>ASSEN</b>	May 13 <b>IMOLA</b>	May 27 <b>DONINGTON PARK</b>	June 10 <b>BRNO</b>	July 8 <b>MISANO</b>	September 16 <b>PORTIMÃO</b>	September 30 <b>MAGNY COURS</b>							
<b>Fastest Laps</b>																	
<b>1 REITERBERGER</b> Markus (GER)	<b>1</b>	<b>1</b>															

15/04/2018

These data/results cannot be reproduced, stored and/or transmitted in whole or in part by any manner of electronic, mechanical, photocopying, recording, broadcasting or otherwise now known or herein after developed without the previous express consent by the copyright owner, except for reproduction in daily press and regular printed publications on sale to the public within 60 days of the event related to those data/results and always provided that copyright symbol appears together as follows below.

© DORNA WSBK ORGANIZATION Srl 2018

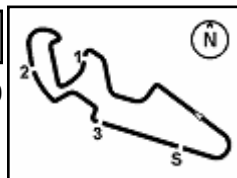
FKR PERUGIA TIMING



Official Tyre Supplier



Official Timekeeper



## Spanish Round, 13-14-15 April 2018

### Superstock 1000 - Race Winners

	2015	2016	2017	2018
<b>01 Motorland Aragon</b>	Tamburini R. (Ita) Bmw	Mercado L. (Arg) Duc	Rinaldi M. (Ita) Duc	Reiterberger M. (Ger) Bmw
<b>02 TT Circuit Assen</b>	Savadori L. (Ita) Apr	De Rosa R. (Ita) Bmw	Razgatlioglu T. (Tur) Kaw	
<b>03 Autodromo Imola</b>	Savadori L. (Ita) Apr	Mercado L. (Arg) Duc	Rinaldi M. (Ita) Duc	
<b>04 Donington Park</b>	Savadori L. (Ita) Apr	De Rosa R. (Ita) Bmw	Razgatlioglu T. (Tur) Kaw	
<b>06 Misano World Circuit</b>	Savadori L. (Ita) Apr	Mahias L. (Fra) Yam	Faccani M. (Ita) Bmw	
<b>07 Portimão</b>	Tamburini R. (Ita) Bmw		Razgatlioglu T. (Tur) Kaw	
<b>08 Magny-Cours</b>	Guarnoni J. (Fra) Yam	Mahias L. (Fra) Yam	Guarnoni J. (Fra) Kaw	

### 2018

### ALL TIMES

#### 1 M. Reiterberger

11 A. Badovini	4 M. Fabrizio	2 M. Baiocco	1 L. Mauri
10 S. Barrier	4 D. Giugliano	2 L. Scassa	1 C. Coxhell
8 X. Simeon	4 B. Roberts	2 N. Canepa	1 I. Sala
8 L. Savadori	4 D. Petrucci	2 E. La Marra	1 M. Bauer
7 J. Ellison	3 W. Tortoroglio	<b>2 M. Reiterberger</b>	1 M. Laverty
7 M. Berger	3 C. Burns	2 R. De Rosa	1 M. Smrz
7 C. Corti	3 D. Van Keymeulen	2 L. Mahias	1 M. Roccoli
6 L. Mercado	3 R. Chiarello	1 V. Scatola	1 O. Jezek
5 G. Vizziello	3 B. Staring	1 F. Capriotti	1 M. Lussiana
5 A. Polita	3 R. Tamburini	1 J. Morley	1 M. Aitchison
5 J. Guarnoni	3 M. Rinaldi	1 G. Mason	1 M. Pirro
4 V. Iannuzzo	3 T. Razgatlioglu	1 C. Vermeulen	1 L. Zanetti
4 L. Alfonsi	2 D. Jefferies	1 D. Tosolini	1 K. Valk
4 D. Oliver	2 K. Harris	1 M. Heckles	1 M. Faccani
4 L. Lanzi	2 K. Sofuoglu		1 M. Scheib

15/04/2018

These data/results cannot be reproduced, stored and/or transmitted in whole or in part by any manner of electronic, mechanical, photocopying, recording, broadcasting or otherwise now known or herein after developed without the previous express consent by the copyright owner, except for reproduction in daily press and regular printed publications on sale to the public within 60 days of the event related to those data/results and always provided that copyright symbol appears together as follows below.

© DORNA WSBK ORGANIZATION Srl 2018

PIRELLI PERUGIA TIMING



Official Tyre Supplier



Official Timekeeper