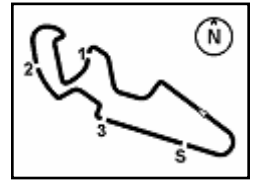




7.4

STK1000
120/01



MotorLand Aragon 5.077 m

Spanish Round, 13-14-15 April 2018

Superstock 1000 - Chronological Analysis Race

Start at 15:15'54.029

1 / 3

1° 28 M. REITERBERGER (1'52.188)								5° 21 F. MARINO (1'52.805)							
Lap	Seg.1	Seg.2	Seg.3	Seg.4	Lap Time	km/h	Local Time	Lap	Seg.1	Seg.2	Seg.3	Seg.4	Lap Time	km/h	Local Time
1		31.639	21.831	27.203	1'54.740	292,7	15:17'48.769	1		31.842	21.989	26.895	1'55.960	298,3	15:17'49.989
2	32.000	31.536	21.509	27.143	1'52.188	295,9	15:19'40.957	2	32.343	31.689	21.847	26.926	1'52.805	300,8	15:19'42.794
3	32.325	31.882	21.784	27.440	1'53.431	291,9	15:21'34.388	3	32.916	32.034	21.943	27.264	1'54.157	295,9	15:21'36.951
4	32.796	31.798	21.796	27.056	1'53.446	298,3	15:23'27.834	4	32.662	32.090	22.029	27.319	1'54.100	293,5	15:23'31.051
5	32.413	32.156	21.988	27.091	1'53.648	299,2	15:25'21.482	5	32.627	32.439	22.120	27.364	1'54.550	294,3	15:25'25.601
6	32.547	31.962	21.824	27.616	1'53.949	300,0	15:27'15.431	6	32.945	32.531	22.268	27.405	1'55.149	294,3	15:27'20.750
7	32.290	31.744	22.046	27.174	1'53.254	297,5	15:29'08.685	7	32.980	32.369	22.224	27.568	1'55.141	291,9	15:29'15.891
8	32.293	32.005	21.899	27.031	1'53.228	297,5	15:31'01.913	8	32.878	32.498	22.399	27.616	1'55.391	292,7	15:31'11.282
9	32.631	32.026	21.748	27.269	1'53.674	295,1	15:32'55.587	9	32.905	32.707	22.437	27.609	1'55.658	291,9	15:33'06.940
10	32.429	31.880	21.686	27.281	1'53.276	294,3	15:34'48.863	10	32.975	32.696	22.612	27.589	1'55.872	292,7	15:35'02.812
11	32.373	31.796	21.719	27.181	1'53.069	295,1	15:36'41.932	11	33.080	32.467	22.581	27.401	1'55.529	294,3	15:36'58.341
12	32.302	31.975	21.887	27.325	1'53.489	292,7	15:38'35.421	12	33.015	32.405	22.344	27.507	1'55.271	294,3	15:38'53.612
13	32.377	32.092	22.007	27.560	1'54.036	293,5	15:40'29.457	13	33.159	32.651	22.491	27.743	1'56.044	291,9	15:40'49.656

2° 2 R. TAMBURINI (1'52.605)								6° 12 A. ANDREOZZI (1'53.820)							
Lap	Seg.1	Seg.2	Seg.3	Seg.4	Lap Time	km/h	Local Time	Lap	Seg.1	Seg.2	Seg.3	Seg.4	Lap Time	km/h	Local Time
1		32.029	21.822	26.634	1'55.235	301,7	15:17'49.264	1		32.325	23.195	27.453	1'59.444	298,3	15:17'53.473
2	32.198	31.744	21.835	26.828	1'52.605	303,4	15:19'41.869	2	32.567	31.998	22.265	26.990	1'53.820	301,7	15:19'47.293
3	32.297	31.973	21.716	26.926	1'52.912	299,2	15:21'34.781	3	32.830	32.186	22.003	27.153	1'54.172	297,5	15:21'41.465
4	32.496	32.086	21.838	27.096	1'53.516	300,8	15:23'28.297	4	32.883	32.304	22.230	27.297	1'54.714	294,3	15:23'36.179
5	32.314	32.119	22.137	27.070	1'53.640	303,4	15:25'21.937	5	33.028	32.487	22.383	27.236	1'55.134	298,3	15:25'31.313
6	32.752	32.210	21.974	27.205	1'54.141	304,2	15:27'16.078	6	33.032	32.266	22.357	27.268	1'54.923	292,7	15:27'26.236
7	32.359	32.124	21.961	26.984	1'53.428	302,5	15:29'09.506	7	32.723	32.429	22.123	27.371	1'54.646	295,1	15:29'20.882
8	32.377	32.188	21.990	27.013	1'53.568	300,8	15:31'03.074	8	33.107	32.537	22.316	27.302	1'55.262	294,3	15:31'16.144
9	32.385	32.290	21.980	27.032	1'53.687	306,8	15:32'56.761	9	32.771	32.360	22.287	27.402	1'54.820	291,9	15:33'10.964
10	32.392	32.137	21.857	27.142	1'53.528	297,5	15:34'50.289	10	32.817	32.390	22.339	27.423	1'54.969	290,3	15:35'05.933
11	32.502	32.106	21.854	27.171	1'53.633	299,2	15:36'43.922	11	32.832	32.461	22.437	27.284	1'55.014	293,5	15:37'00.947
12	32.423	32.160	21.935	27.218	1'53.736	295,9	15:38'37.658	12	32.818	32.586	22.152	27.415	1'54.971	292,7	15:38'55.918
13	32.389	32.385	21.869	27.349	1'53.992	296,7	15:40'31.650	13	32.713	32.362	23.087	27.491	1'55.653	292,7	15:40'51.571

3° 15 F. SANDI (1'52.289)								7° 70 L. VITALI (1'54.411)							
Lap	Seg.1	Seg.2	Seg.3	Seg.4	Lap Time	km/h	Local Time	Lap	Seg.1	Seg.2	Seg.3	Seg.4	Lap Time	km/h	Local Time
1		31.697	21.748	26.777	1'54.811	295,9	15:17'48.840	1		32.183	21.931	27.151	1'57.337	298,3	15:17'51.366
2	32.170	31.659	21.585	26.875	1'52.289	302,5	15:19'41.129	2	32.522	32.357	21.947	27.585	1'54.411	296,7	15:19'45.777
3	32.239	31.869	21.930	26.903	1'52.941	296,7	15:21'34.070	3	32.792	32.510	21.929	27.462	1'54.693	294,3	15:21'40.470
4	32.383	31.792	22.115	27.099	1'53.389	294,3	15:23'27.459	4	32.787	32.398	22.057	27.574	1'54.816	291,9	15:23'35.286
5	32.415	32.160	22.450	27.103	1'54.128	300,8	15:25'21.587	5	32.719	32.506	22.119	27.744	1'55.088	292,7	15:25'30.374
6	32.541	32.126	22.147	27.355	1'54.169	299,2	15:27'15.756	6	32.879	32.589	22.151	27.571	1'55.190	292,7	15:27'25.564
7	32.370	32.081	21.863	27.009	1'53.323	298,3	15:29'09.079	7	32.809	32.531	22.184	27.582	1'55.106	292,7	15:29'20.670
8	32.517	32.032	22.075	27.113	1'53.737	295,9	15:31'02.816	8	32.992	32.489	22.257	27.691	1'55.429	292,7	15:31'16.099
9	32.386	32.188	22.049	27.202	1'53.825	299,2	15:32'56.641	9	33.038	32.488	22.168	27.379	1'55.073	296,7	15:33'11.172
10	32.730	32.264	22.085	27.162	1'54.241	297,5	15:34'50.882	10	32.824	32.530	22.290	27.378	1'55.022	295,9	15:35'06.194
11	32.418	32.118	22.042	27.047	1'53.625	299,2	15:36'44.507	11	32.841	32.361	22.179	27.684	1'55.065	296,7	15:37'01.259
12	32.317	32.165	22.046	27.251	1'53.779	295,9	15:38'38.286	12	32.761	32.607	22.246	27.383	1'54.997	294,3	15:38'56.256
13	32.679	32.417	22.390	27.474	1'54.960	294,3	15:40'33.246	13	32.775	32.511	22.552	27.685	1'55.523	295,9	15:40'51.779

4° 7 M. SCHEIB (1'52.297)								8° 23 L. SALVADORI (1'54.503)							
Lap	Seg.1	Seg.2	Seg.3	Seg.4	Lap Time	km/h	Local Time	Lap	Seg.1	Seg.2	Seg.3	Seg.4	Lap Time	km/h	Local Time
1		31.655	21.698	26.786	1'55.033	295,9	15:17'49.062	1		32.219	22.189	27.095	1'57.747	296,7	15:17'51.776
2	32.121	31.667	21.672	26.837	1'52.297	302,5	15:19'41.359	2	32.817	32.208	22.267	27.211	1'54.503	297,5	15:19'46.279
3	32.276	31.913	21.867	27.080	1'53.136	301,7	15:21'34.495	3	32.922	32.414	22.124	27.380	1'54.840	294,3	15:21'41.119
4	32.342	31.821	21.888	27.066	1'53.117	299,2	15:23'27.612	4	32.825	32.303	22.168	27.557	1'54.853	291,1	15:23'35.972
5	32.417	32.096	21.942	27.175	1'53.630	294,3	15:25'21.242	5	33.025	32.557	22.305	27.536	1'55.423	292,7	15:25'31.395
6	32.449	32.006	21.846	27.126	1'53.427	295,1	15:27'14.669	6	33.291	32.516	22.305	27.565	1'55.677	295,1	15:27'27.072
7	32.364	31.921	22.124	27.177	1'53.586	294,3	15:29'08.255	7	33.079	32.537	22.251	27.679	1'55.546	291,1	15:29'22.618
8	32.321	32.055	21.972	27.167	1'53.515	293,5	15:31'01.770	8	33.248	32.624	22.310	27.684	1'55.866	291,9	15:31'18.484
9	32.793	32.224	21.929	27.176	1'54.122	296,7	15:32'55.892	9	33.412	32.930	22.466	27.716	1'56.524	291,1	15:33'15.008
10	32.258	31.910	21.882	27.164	1'53.214	297,5	15:34'49.106	10	33.304	32.897	22.385	27.789	1'56.375	290,3	15:35'11.383
11	32.340	32.110	21.835	27.109	1'53.394	298,3	15:36'42.500	11	33.181	32.822	22.305	27.789	1'56.097	291,1	15:37'07.480
12	32.307	32.032	23.324	37.870	2'05.533	279,1	15:38'48.033	12	33.260	33.013	22.377	27.756	1'56.406	290,3	15:39'03.886
13	32.973	32.584	22.386	27.517	1'55.460	294,3	15:40'43.493	13	33.521	32.965	22.500	27.790	1'56.776	289,5	15:41'00.662

15/04/2018

P = Pits In/Out - C = Lap Time Cancelled

These data/results cannot be reproduced, stored and/or transmitted in whole or in part by any manner of electronic, mechanical, photocopying, recording, broadcasting or otherwise now known or herein after developed without the previous express consent by the copyright owner, except for reproduction in daily press and regular printed publications on sale to the public within 60 days of the event related to those data/results and always provided that copyright symbol appears together as follows below.

© DORNA WSBK ORGANIZATION Srl 2018

PIRELLI PERUGIA TIMING



Official Tyre Supplier

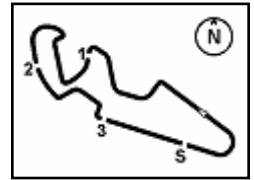


Official Timekeeper



7.4

STK1000
120/01



Spanish Round, 13-14-15 April 2018

Superstock 1000 - Chronological Analysis Race

MotorLand Aragon 5.077 m

Start at 15:15'54.029

2 / 3

9° 84 R. RUSSO (1'55.080)								13° 51 E. VIONNET (1'54.831)							
Lap	Seg.1	Seg.2	Seg.3	Seg.4	Lap Time	km/h	Local Time	Lap	Seg.1	Seg.2	Seg.3	Seg.4	Lap Time	km/h	Local Time
1		32.327	22.490	27.627	1'59.325	293,5	15:17'53.354	1		32.525	23.234	27.186	2'01.303	295,1	15:17'55.332
2	32.474	32.078	22.178	30.569	1'57.299	298,3	15:19'50.653	2	32.891	32.426	22.280	27.234	1'54.831	298,3	15:19'50.163
3	32.763	32.641	22.133	27.543	1'55.080	294,3	15:21'45.733	3	33.150	32.900	22.508	27.444	1'56.002	299,2	15:21'46.165
4	32.932	32.522	22.137	27.549	1'55.140	295,1	15:23'40.873	4	33.111	32.592	22.451	27.556	1'55.710	293,5	15:23'41.875
5	32.744	32.569	22.204	27.691	1'55.208	300,8	15:25'36.081	5	33.205	32.653	22.510	27.549	1'55.917	293,5	15:25'37.792
6	33.399	32.816	22.368	27.661	1'56.244	298,3	15:27'32.325	6	33.453	33.054	22.543	27.506	1'56.556	294,3	15:27'34.348
7	33.320	32.728	22.556	27.610	1'56.214	291,1	15:29'28.539	7	33.538	32.689	22.467	27.495	1'56.189	296,7	15:29'30.537
8	32.892	32.578	22.223	27.612	1'55.305	293,5	15:31'23.844	8	33.033	32.753	22.465	27.519	1'55.770	298,3	15:31'26.307
9	33.064	32.697	22.006	27.659	1'55.426	292,7	15:33'19.270	9	33.316	32.756	22.689	27.540	1'56.301	295,1	15:33'22.608
10	32.912	33.265	22.199	27.813	1'56.189	292,7	15:35'15.459	10	33.480	32.953	22.646	27.724	1'56.803	293,5	15:35'19.411
11	32.803	32.421	22.354	27.583	1'55.161	294,3	15:37'10.620	11	33.512	33.094	22.963	27.824	1'57.393	292,7	15:37'16.804
12	33.189	32.469	22.153	27.745	1'55.556	292,7	15:39'06.176	12	33.716	33.087	22.914	28.034	1'57.751	291,9	15:39'14.555
13	32.874	32.730	22.118	28.164	1'55.886	289,5	15:41'02.062	13	33.895	33.427	23.116	28.094	1'58.532	288,0	15:41'13.087

10° 34 X. PINSACH (1'55.182)								14° 77 T. ALBERTO (1'56.771)							
Lap	Seg.1	Seg.2	Seg.3	Seg.4	Lap Time	km/h	Local Time	Lap	Seg.1	Seg.2	Seg.3	Seg.4	Lap Time	km/h	Local Time
1		32.505	22.677	27.394	1'59.688	300,8	15:17'53.717	1		33.325	22.955	27.735	2'02.213	301,7	15:17'56.242
2	33.035	32.409	22.505	27.233	1'55.182	302,5	15:19'48.899	2	33.974	32.903	22.744	27.438	1'57.059	304,2	15:19'53.301
3	33.031	32.545	22.430	27.338	1'55.344	298,3	15:21'44.243	3	33.493	33.220	22.370	27.688	1'56.771	301,7	15:21'50.072
4	33.318	32.679	22.395	27.424	1'55.816	294,3	15:23'40.059	4	33.780	32.908	24.083	27.960	1'58.731	295,9	15:23'48.803
5	33.263	32.595	22.609	27.479	1'55.946	296,7	15:25'36.005	5	33.877	33.258	22.785	27.471	1'57.391	298,3	15:25'46.194
6	33.283	32.748	22.650	27.447	1'56.128	296,7	15:27'32.133	6	33.964	33.460	22.928	27.685	1'58.037	300,0	15:27'44.231
7	33.296	32.705	22.914	27.716	1'56.631	297,5	15:29'28.764	7	33.779	33.115	22.636	27.768	1'57.298	294,3	15:29'41.529
8	33.114	32.743	22.527	27.501	1'55.885	296,7	15:31'24.649	8	33.811	33.687	22.986	27.710	1'58.194	296,7	15:31'39.723
9	33.215	32.677	22.430	27.435	1'55.757	297,5	15:33'20.406	9	33.835	33.398	22.739	27.549	1'57.521	294,3	15:33'37.244
10	33.136	32.624	22.510	27.411	1'55.681	299,2	15:35'16.087	10	34.014	33.361	22.838	27.587	1'57.800	298,3	15:35'35.044
11	32.990	32.725	22.445	27.412	1'55.572	298,3	15:37'11.659	11	33.881	33.124	22.760	27.764	1'57.529	295,9	15:37'32.573
12	33.070	32.700	22.435	27.349	1'55.554	297,5	15:39'07.213	12	33.886	33.258	22.612	27.728	1'57.484	295,9	15:39'30.057
13	33.147	32.692	22.458	27.598	1'55.895	295,9	15:41'03.108	13	33.849	33.335	22.792	28.089	1'58.065	295,9	15:41'28.122

11° 59 A. SCHACHT (1'54.625)								15° 31 V. SUCHET (1'57.614)							
Lap	Seg.1	Seg.2	Seg.3	Seg.4	Lap Time	km/h	Local Time	Lap	Seg.1	Seg.2	Seg.3	Seg.4	Lap Time	km/h	Local Time
1		32.900	23.164	27.578	2'03.231	295,1	15:17'57.260	1		33.339	23.818	27.862	2'04.008	291,9	15:17'58.037
2	32.786	32.259	22.452	27.316	1'54.813	300,0	15:19'52.073	2	33.756	32.822	23.023	28.048	1'57.649	295,9	15:19'55.686
3	32.911	32.448	22.505	27.579	1'55.443	293,5	15:21'47.516	3	33.911	33.141	22.929	27.893	1'57.874	293,5	15:21'53.560
4	32.742	32.183	22.090	27.610	1'54.625	294,3	15:23'42.141	4	33.963	33.106	22.979	28.224	1'58.272	289,5	15:23'51.832
5	33.062	32.643	22.681	27.641	1'56.027	294,3	15:25'38.168	5	34.214	33.271	23.123	28.050	1'58.658	291,1	15:25'50.490
6	33.181	32.684	22.130	27.542	1'55.537	291,9	15:27'33.705	6	33.989	32.903	22.950	27.981	1'57.823	288,0	15:27'48.313
7	32.955	32.417	22.231	27.883	1'55.486	295,9	15:29'29.191	7	33.930	33.165	22.997	28.242	1'58.334	285,0	15:29'46.647
8	33.016	32.594	22.542	27.595	1'55.747	295,9	15:31'24.938	8	34.138	33.295	22.761	28.027	1'58.221	288,8	15:31'44.868
9	33.139	32.714	22.456	27.810	1'56.119	293,5	15:33'21.057	9	33.865	33.213	22.779	28.087	1'57.944	286,5	15:33'42.812
10	33.039	32.458	22.377	27.551	1'55.425	294,3	15:35'16.482	10	33.864	33.055	22.740	28.009	1'57.668	285,7	15:35'40.480
11	32.897	32.629	22.486	27.581	1'55.593	294,3	15:37'12.075	11	33.835	33.029	22.751	27.999	1'57.614	286,5	15:37'38.094
12	33.485	32.654	22.402	27.364	1'55.905	296,7	15:39'07.980	12	34.050	33.133	22.793	28.143	1'58.119	288,0	15:39'36.213
13	33.046	32.480	22.292	27.544	1'55.362	294,3	15:41'03.342	13	33.948	33.595	23.110	28.017	1'58.670	286,5	15:41'34.883

12° 16 G. RUIJ (1'54.894)								16° 46 M. CUDEVILLE (1'57.900)							
Lap	Seg.1	Seg.2	Seg.3	Seg.4	Lap Time	km/h	Local Time	Lap	Seg.1	Seg.2	Seg.3	Seg.4	Lap Time	km/h	Local Time
1		33.473	22.770	27.373	2'02.747	299,2	15:17'56.776	1		33.271	22.986	28.226	2'03.172	283,5	15:17'57.201
2	32.854	32.435	22.506	27.099	1'54.894	299,2	15:19'51.670	2	34.018	33.071	22.842	27.969	1'57.900	287,2	15:19'55.101
3	33.147	32.472	22.829	27.431	1'55.879	291,1	15:21'47.549	3	33.950	33.193	22.874	28.284	1'58.301	281,3	15:21'53.402
4	33.193	32.421	22.509	27.173	1'55.296	296,7	15:23'42.845	4	33.843	33.151	22.919	28.388	1'58.301	279,1	15:23'51.703
5	32.999	32.624	22.571	27.180	1'55.374	300,0	15:25'38.219	5	34.140	33.360	22.966	28.533	1'58.999	281,3	15:25'50.702
6	33.317	32.843	22.684	27.324	1'56.168	304,2	15:27'34.387	6	34.822	33.255	23.010	28.156	1'59.243	287,2	15:27'49.945
7	33.227	32.637	22.394	27.466	1'55.724	295,9	15:29'30.111	7	34.160	33.133	23.095	28.052	1'58.440	282,7	15:29'48.385
8	33.219	32.688	22.432	27.329	1'55.668	297,5	15:31'25.779	8	33.894	33.174	22.915	28.258	1'58.241	283,5	15:31'46.626
9	33.170	32.713	22.548	27.470	1'55.901	299,2	15:33'21.680	9	33.960	33.076	23.292	28.493	1'58.821	281,3	15:33'45.447
10	33.035	32.513	22.451	27.271	1'55.270	300,0	15:35'16.950	10	33.943	33.106	23.033	28.414	1'58.496	280,5	15:35'43.943
11	32.960	32.651	22.412	27.200	1'55.223	301,7	15:37'12.173	11	34.182	33.632	23.213	28.294	1'59.321	281,3	15:37'43.264
12	33.270	32.582	22.356	27.381	1'55.589	298,3	15:39'07.762	12	34.064	33.349	22.997	28.306	1'58.716	282,0	15:39'41.980
13	33.086	32.744	22.508	27.274	1'55.612	303,4	15:41'03.374	13	34.233	33.484	23.054	28.297	1'59.068	282,0	15:41'41.048

15/04/2018

P = Pits In/Out - C = Lap Time Cancelled

These data/results cannot be reproduced, stored and/or transmitted in whole or in part by any manner of electronic, mechanical, photocopying, recording, broadcasting or otherwise now known or herein after developed without the previous express consent by the copyright owner, except for reproduction in daily press and regular printed publications on sale to the public within 60 days of the event related to those data/results and always provided that copyright symbol appears together as follows below.

© DORNA WSBK ORGANIZATION Srl 2018

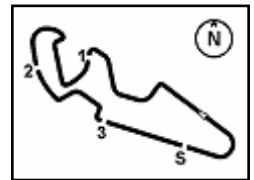
FIKR PERUGIA TIMING



Official Tyre Supplier



Official Timekeeper



Spanish Round, 13-14-15 April 2018

Superstock 1000 - Chronological Analysis Race

Start at 15:15'54.029

17° 10 A. YEGIN (2'00.807)							
Lap	Seg.1	Seg.2	Seg.3	Seg.4	Lap Time	km/h	Local Time
1		34.731	25.127	28.917	2'09.179	282,0	15:18'03.208
2	35.176	34.181	23.642	28.805	2'01.804	283,5	15:20'05.012
3	34.755	34.033	23.395	28.873	2'01.056	281,3	15:22'06.068
4	35.164	34.239	23.414	28.990	2'01.807	280,5	15:24'07.875
5	35.143	34.215	23.685	28.639	2'01.682	285,0	15:26'09.557
6	34.821	34.005	23.315	28.666	2'00.807	282,7	15:28'10.364
7	34.667	34.286	23.699	28.667	2'01.319	283,5	15:30'11.683
8	35.417	34.019	23.472	28.768	2'01.676	279,8	15:32'13.359
9	35.411	34.131	23.416	28.534	2'01.492	282,7	15:34'14.851
10	34.701	34.310	23.464	28.490	2'00.965	285,0	15:36'15.816
11	34.814	34.144	25.237	28.775	2'02.970	283,5	15:38'18.786
12	35.190	34.195	23.396	28.763	2'01.544	282,7	15:40'20.330
13	34.856	34.311	23.410	28.517	2'01.094	285,0	15:42'21.424

RET 45 J. BÜHN (1'53.984)							
Lap	Seg.1	Seg.2	Seg.3	Seg.4	Lap Time	km/h	Local Time
1		32.742	22.748	27.766	2'23.938	291,9	15:18'17.967
2	33.132	32.902	22.540	27.330	1'55.904	297,5	15:20'13.871
3	32.562	31.864	21.998	28.727	1'55.151	296,7	15:22'09.022
4	32.869	32.373	22.183	27.283	1'54.708	294,3	15:24'03.730
5	32.672	32.068	22.085	27.159	1'53.984	298,3	15:25'57.714
6	32.603	32.065	22.265	28.249	1'55.182	299,2	15:27'52.896
7	32.941	32.184	22.591	27.188	1'54.904	296,7	15:29'47.800
8	33.116	32.746	22.146	27.332	1'55.340	295,9	15:31'43.140
9	32.628	32.216	22.195	27.376	1'54.415	299,2	15:33'37.555
10	33.402	32.550	22.123	27.472	1'55.547	295,1	15:35'33.102
11	32.856	32.263	22.295	27.317	1'54.731	295,9	15:37'27.833
12	32.652	32.088	22.157	27.248	1'54.145	296,7	15:39'21.978

RET 55 F. MARCHIONNI (1'57.365)							
Lap	Seg.1	Seg.2	Seg.3	Seg.4	Lap Time	km/h	Local Time
1		33.594	23.943	28.111	2'04.474	290,3	15:17'58.503
2	33.752	33.074	22.717	27.822	1'57.365	293,5	15:19'55.868
3	34.389	33.027	22.975	27.993	1'58.384	288,0	15:21'54.252
4	34.204	33.244	22.805	28.117	1'58.370	284,2	15:23'52.622
5	34.186	33.175	22.872	27.933	1'58.166	288,8	15:25'50.788
6	34.378	33.212	22.871	29.334	1'59.795	287,2	15:27'50.583
7	36.797	34.413	23.389	28.325	2'02.924	281,3	15:29'53.507
8	34.266	33.686	23.205	28.485	1'59.642	281,3	15:31'53.149
9	34.257	34.446	24.793	36.308	2'09.804P	268,7	15:34'02.953

RET 52 A. DELBIANCO							
Lap	Seg.1	Seg.2	Seg.3	Seg.4	Lap Time	km/h	Local Time
1		31.727	41.878	27.358	2'16.444	295,1	15:18'10.473
2	36.993	36.037	23.531	35.957	2'12.518P	255,3	15:20'22.991

15/04/2018

P = Pits In/Out - C = Lap Time Cancelled

These data/results cannot be reproduced, stored and/or transmitted in whole or in part by any manner of electronic, mechanical, photocopying, recording, broadcasting or otherwise now known or herein after developed without the previous express consent by the copyright owner, except for reproduction in daily press and regular printed publications on sale to the public within 60 days of the event related to those data/results and always provided that copyright symbol appears together as follows below.

© DORNA WSBK ORGANIZATION Srl 2018

