

Spanish Round, 13-14-15 April 2018

Superstock 1000 - Combined Results

No.	Rider	Nat	Team	Bike	FP1	FP2	FP3	Time	Gap	Rel.	Avg Laps
1	28 M. REITERBERGER	GER	alpha Racing-Van Zon-BMW	BMW S 1000 RR	2'09.091	1'53.068		1'53.068			161,648 21
2	2 R. TAMBURINI	ITA	Berclaz Racing Team SA	BMW S 1000 RR		1'53.307		1'53.307	0.239	0.239	161,307 9
3	7 M. SCHEIB	CHI	Aprilia Racing Team	Aprilia RSV4 RF	2'06.662	1'54.006		1'54.006	0.938	0.699	160,318 20
4	21 F. MARINO	FRA	URBIS Yamaha Motoxrcing STK Team	Yamaha YZF R1		1'54.046		1'54.046	0.978	0.040	160,262 12
5	45 J. BUHN	GER	alpha Racing-Van Zon-BMW	BMW S 1000 RR	2'17.242	1'54.291		1'54.291	1.223	0.245	159,918 21
6	15 F. SANDI	ITA	MOTOCORSA Racing	Ducati 1199 Panigale R		1'54.337		1'54.337	1.269	0.046	159,854 11
7	52 A. DELBIANCO	ITA	GULF ALTHEA BMW Racing Team	BMW S 1000 RR	2'08.990	1'54.437		1'54.437	1.369	0.100	159,714 22
8	70 L. VITALI	ITA	Aprilia Racing Team	Aprilia RSV4 RF	2'08.162	1'54.648		1'54.648	1.580	0.211	159,420 17
9	12 A. ANDREOZZI	ITA	SPEED ACTION	Yamaha YZF R1	2'12.414	1'54.869		1'54.869	1.801	0.221	159,113 17
10	84 R. RUSSO	ITA	C.M. Racing A.S.D.	Kawasaki ZX-10RR	2'11.234	1'55.181		1'55.181	2.113	0.312	158,682 19
11	59 A. SCHACHT	DEN	EAB SCHACHT Racing Team	Ducati 1199 Panigale R		1'56.268		1'56.268	3.200	1.087	157,199 12
12	34 X. PINSACH	ESP	ETG Racing	Kawasaki ZX-10RR	2'11.695	1'56.398		1'56.398	3.330	0.130	157,023 26
13	6 E. PUSCEDDU	ITA	D.K. Racing	BMW S 1000 RR	2'14.798	1'56.622		1'56.622	3.554	0.224	156,722 22
14	16 G. RUIJU	ITA	Team Pedercini Racing	Kawasaki ZX-10RR	2'14.570	1'56.739		1'56.739	3.671	0.117	156,565 13
15	51 E. VIONNET	SUI	MOTOS VIONNET	BMW S 1000 RR	2'17.511	1'57.002		1'57.002	3.934	0.263	156,213 21
16	46 M. CUDEVILLE	FRA	Flembo Leader Team	Kawasaki ZX-10RR	2'15.651	1'57.354		1'57.354	4.286	0.352	155,744 13
17	31 V. SUCHET	SUI	Flembo Leader Team	Kawasaki ZX-10RR	2'31.907	1'58.947		1'58.947	5.879	1.593	153,658 15
18	55 F. MARCHIONNI	ITA	SPEED ACTION	Yamaha YZF R1	2'19.046	1'59.168		1'59.168	6.100	0.221	153,373 16
19	77 T. ALBERTO	PHI	MOTOCORSA Racing	Ducati 1199 Panigale R	2'23.973	2'00.467		2'00.467	7.399	1.299	151,720 20
20	10 A. YEGIN	TUR	Nutec - Benjan - Kawasaki	Kawasaki ZX-10RR		2'00.929		2'00.929	7.861	0.462	151,140 14
21	23 L. SALVADORI	ITA	Berclaz Racing Team SA	BMW S 1000 RR							1

13/04/2018

These data/results cannot be reproduced, stored and/or transmitted in whole or in part by any manner of electronic, mechanical, photocopying, recording, broadcasting or otherwise now known or herein after developed without the previous express consent by the copyright owner, except for reproduction in daily press and regular printed publications on sale to the public within 60 days of the event related to those data/results and always provided that copyright symbol appears together as follows below.

© DORNA WSBK ORGANIZATION Srl 2018

PIRELLI PERUGIA TIMING



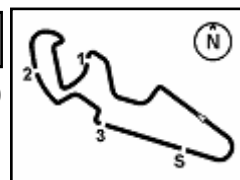
Official Tyre Supplier



Official Timekeeper



3.2
STK1000
120/01



Spanish Round, 13-14-15 April 2018

Superstock 1000 - Results Free Practice 2nd Session

MotorLand Aragon 5.077 m

1 / 2

No.	Rider	Nat	Team	Bike	Time	Gap	Rel.	Laps	Speed	
									Avg	Max
1	28 M. REITERBERGER	GER	alpha Racing-Van Zon-BMW	BMW S 1000 RR	1'53.068			11	161,648	294,3
2	2 R. TAMBURINI	ITA	Berclaz Racing Team SA	BMW S 1000 RR	1'53.307	0.239	0.239	9	161,307	296,7
3	7 M. SCHEIB	CHI	Aprilia Racing Team	Aprilia RSV4 RF	1'54.006	0.938	0.699	11	160,318	301,7
4	21 F. MARINO	FRA	URBIS Yamaha Motoxrcing STK Team	Yamaha YZF R1	1'54.046	0.978	0.040	12	160,262	295,9
5	45 J. BUHN	GER	alpha Racing-Van Zon-BMW	BMW S 1000 RR	1'54.291	1.223	0.245	12	159,918	298,3
6	15 F. SANDI	ITA	MOTOCORSA Racing	Ducati 1199 Panigale R	1'54.337	1.269	0.046	11	159,854	295,9
7	52 A. DELBIANCO	ITA	GULF ALTHEA BMW Racing Team	BMW S 1000 RR	1'54.437	1.369	0.100	12	159,714	295,1
8	70 L. VITALI	ITA	Aprilia Racing Team	Aprilia RSV4 RF	1'54.648	1.580	0.211	6	159,420	296,7
9	12 A. ANDREOZZI	ITA	SPEED ACTION	Yamaha YZF R1	1'54.869	1.801	0.221	10	159,113	290,3
10	84 R. RUSSO	ITA	C.M. Racing A.S.D.	Kawasaki ZX-10RR	1'55.181	2.113	0.312	11	158,682	292,7
11	59 A. SCHACHT	DEN	EAB SCHACHT Racing Team	Ducati 1199 Panigale R	1'56.268	3.200	1.087	12	157,199	288,0
12	34 X. PINSACH	ESP	ETG Racing	Kawasaki ZX-10RR	1'56.398	3.330	0.130	14	157,023	289,5
13	6 E. PUSCEDDU	ITA	D.K. Racing	BMW S 1000 RR	1'56.622	3.554	0.224	12	156,722	286,5
14	16 G. RUIJ	ITA	Team Pedercini Racing	Kawasaki ZX-10RR	1'56.739	3.671	0.117	9	156,565	295,1
15	51 E. VIONNET	SUI	MOTOS VIONNET	BMW S 1000 RR	1'57.002	3.934	0.263	12	156,213	292,7
16	46 M. CUDEVILLE	FRA	Flembbo Leader Team	Kawasaki ZX-10RR	1'57.354	4.286	0.352	10	155,744	279,1
17	31 V. SUCHET	SUI	Flembbo Leader Team	Kawasaki ZX-10RR	1'58.947	5.879	1.593	12	153,658	286,5
18	55 F. MARCHIONNI	ITA	SPEED ACTION	Yamaha YZF R1	1'59.168	6.100	0.221	9	153,373	279,1
19	77 T. ALBERTO	PHI	MOTOCORSA Racing	Ducati 1199 Panigale R	2'00.467	7.399	1.299	12	151,720	297,5
20	10 A. YEGIN	TUR	Nutec - Benjan - Kawasaki	Kawasaki ZX-10RR	2'00.929	7.861	0.462	14	151,140	279,1
----- Out 107% in this Session -----										
21	23 L. SALVADORI	ITA	Berclaz Racing Team SA	BMW S 1000 RR				1		235,8

Qualifying Lap Time (107% of 1'53.068): 2'00.984

AIR	Humidity:	56%	Temp:	15°C
TRACK	Condition:	Dry	Temp:	34°C

Records	Pole (QP)	2017	M.Rinaldi	1'52.245	162,830	Km/h
	Race (RC)	2017	M.Rinaldi	1'52.736	162,120	Km/h
	Circuit (QP)	2017	M.Rinaldi	1'52.245	162,830	Km/h

Start 13/04/2018 14:15 End 14:47 The results are provisional until the end of the time limit for protests and appeals and the completion of the technical checks.

These data/results cannot be reproduced, stored and/or transmitted in whole or in part by any manner of electronic, mechanical, photocopying, recording, broadcasting or otherwise now known or herein after developed without the previous express consent by the copyright owner, except for reproduction in daily press and regular printed publications on sale to the public within 60 days of the event related to those data/results and always provided that copyright symbol appears together as follows below.

© DORNA WSBK ORGANIZATION Srl 2018

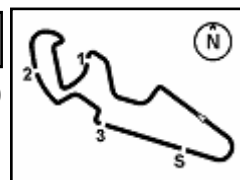
FICR PERUGIA TIMING



Official Tyre Supplier



Official Timekeeper



Spanish Round, 13-14-15 April 2018

Superstock 1000 - Results Free Practice 2nd Session

Session Highlights

Local Time	No. Rider	Description
14.15.00		Start
14.26.42	15 F. SANDI	On the Gravel - Re-Joined - Turn 5
14.26.54	52 A. DELBIANCO	On the Gravel - Re-Joined - Turn 5
14.29.27	10 A. YEGIN	On the Gravel - Re-Joined - Turn 12
14.30.52	28 M. REITERBERGER	On the Gravel - Re-Joined - Turn 1
14.30.56	45 J. BUHN	On the Gravel - Re-Joined - Turn 1
14.33.01	59 A. SCHACHT	On the Gravel - Re-Joined - Turn 16
14.33.38	70 L. VITALI	Crashed - Turn 5
14.36.23	84 R. RUSSO	On the Gravel - Re-Joined - Turn 1
14.46.17	10 A. YEGIN	On the Gravel - Re-Joined - Turn 14
14.47.03		End Of Session

Fastest Laps Sequence

No.	Rider	Nat	Team	Bike	Local Time	Time	Gap	Avg
28	M. REITERBERGER	GER	alpha Racing-Van Zon-BMW	BMW S 1000 RR	14:18'51.886	1'54.474		159,662
7	M. SCHEIB	CHI	Aprilia Racing Team	Aprilia RSV4 RF	14:19'16.226	1'54.079	-0.395	160,215
2	R. TAMBURINI	ITA	Berclaz Racing Team SA	BMW S 1000 RR	14:25'09.438	1'54.017	-0.062	160,302
2	R. TAMBURINI	ITA	Berclaz Racing Team SA	BMW S 1000 RR	14:27'02.745	1'53.307	-0.710	161,307
28	M. REITERBERGER	GER	alpha Racing-Van Zon-BMW	BMW S 1000 RR	14:30'33.576	1'53.068	-0.239	161,648

Start 13/04/2018 14:15 End 14:47 The results are provisional until the end of the time limit for protests and appeals and the completion of the technical checks.

These data/results cannot be reproduced, stored and/or transmitted in whole or in part by any manner of electronic, mechanical, photocopying, recording, broadcasting or otherwise now known or herein after developed without the previous express consent by the copyright owner, except for reproduction in daily press and regular printed publications on sale to the public within 60 days of the event related to those data/results and always provided that copyright symbol appears together as follows below.

© DORNA WSBK ORGANIZATION Srl 2018

Spanish Round, 13-14-15 April 2018

Superstock 1000 - Best Sector & Speed Free Practice 2nd Session

MotorLand Aragon 5.077 m

BEST LAP			
1	28 M. REITERBERGER	BMW S 1000 RR	1'53.068
2	2 R. TAMBURINI	BMW S 1000 RR	1'53.307
3	7 M. SCHEIB	Aprilia RSV4 RF	1'54.006
4	21 F. MARINO	Yamaha YZF R1	1'54.046
5	45 J. BUHN	BMW S 1000 RR	1'54.291
6	15 F. SANDI	Ducati 1199 Panigale R	1'54.337
7	52 A. DELBIANCO	BMW S 1000 RR	1'54.437
8	70 L. VITALI	Aprilia RSV4 RF	1'54.648
9	12 A. ANDREOZZI	Yamaha YZF R1	1'54.869
10	84 R. RUSSO	Kawasaki ZX-10RR	1'55.181
11	59 A. SCHACHT	Ducati 1199 Panigale R	1'56.268
12	34 X. PINSACH	Kawasaki ZX-10RR	1'56.398
13	6 E. PUSCEDDU	BMW S 1000 RR	1'56.622
14	16 G. RUIU	Kawasaki ZX-10RR	1'56.739
15	51 E. VIONNET	BMW S 1000 RR	1'57.002
16	46 M. CUDEVILLE	Kawasaki ZX-10RR	1'57.354
17	31 V. SUCHET	Kawasaki ZX-10RR	1'58.947
18	55 F. MARCHIONNI	Yamaha YZF R1	1'59.168
19	77 T. ALBERTO	Ducati 1199 Panigale R	2'00.467
20	10 A. YEGIN	Kawasaki ZX-10RR	2'00.929
21	23 L. SALVADORI	BMW S 1000 RR	

SPEED			
1	7 M. SCHEIB	Aprilia RSV4 RF	301,7
2	45 J. BUHN	BMW S 1000 RR	298,3
3	77 T. ALBERTO	Ducati 1199 Panigale R	297,5
4	70 L. VITALI	Aprilia RSV4 RF	296,7
5	2 R. TAMBURINI	BMW S 1000 RR	296,7
6	21 F. MARINO	Yamaha YZF R1	295,9
7	15 F. SANDI	Ducati 1199 Panigale R	295,9
8	52 A. DELBIANCO	BMW S 1000 RR	295,1
9	16 G. RUIU	Kawasaki ZX-10RR	295,1
10	28 M. REITERBERGER	BMW S 1000 RR	294,3
11	51 E. VIONNET	BMW S 1000 RR	292,7
12	84 R. RUSSO	Kawasaki ZX-10RR	292,7
13	12 A. ANDREOZZI	Yamaha YZF R1	290,3
14	34 X. PINSACH	Kawasaki ZX-10RR	289,5
15	59 A. SCHACHT	Ducati 1199 Panigale R	288,0
16	6 E. PUSCEDDU	BMW S 1000 RR	286,5
17	31 V. SUCHET	Kawasaki ZX-10RR	286,5
18	55 F. MARCHIONNI	Yamaha YZF R1	279,1
19	10 A. YEGIN	Kawasaki ZX-10RR	279,1
20	46 M. CUDEVILLE	Kawasaki ZX-10RR	279,1
21	23 L. SALVADORI	BMW S 1000 RR	235,8

SEG. 1		SEG. 2		SEG. 3		SEG. 4		
1	28 M. REITERBERGER	32.239	1	28 M. REITERBERGER	31.713	1	2 R. TAMBURINI	26.946
2	2 R. TAMBURINI	32.292	2	2 R. TAMBURINI	31.960	2	7 M. SCHEIB	26.971
3	7 M. SCHEIB	32.419	3	21 F. MARINO	32.003	3	45 J. BUHN	26.990
4	15 F. SANDI	32.628	4	7 M. SCHEIB	32.014	4	28 M. REITERBERGER	27.171
5	45 J. BUHN	32.630	5	70 A. DELBIANCO	32.204	5	21 F. MARINO	27.196
6	70 L. VITALI	32.645	6	70 L. VITALI	32.257	6	52 A. DELBIANCO	27.251
7	21 F. MARINO	32.671	7	15 F. SANDI	32.258	7	15 F. SANDI	27.271
8	84 R. RUSSO	32.785	8	45 J. BUHN	32.279	8	12 A. ANDREOZZI	27.306
9	52 A. DELBIANCO	32.796	9	12 A. ANDREOZZI	32.352	9	84 R. RUSSO	27.483
10	12 A. ANDREOZZI	32.802	10	84 R. RUSSO	32.504	10	70 L. VITALI	27.490
11	59 A. SCHACHT	33.148	11	6 E. PUSCEDDU	32.631	11	34 X. PINSACH	27.639
12	34 X. PINSACH	33.268	12	59 A. SCHACHT	32.717	12	16 G. RUIU	27.641
13	6 E. PUSCEDDU	33.275	13	34 X. PINSACH	32.837	13	51 E. VIONNET	27.787
14	16 G. RUIU	33.301	14	51 E. VIONNET	32.904	14	6 E. PUSCEDDU	27.922
15	51 E. VIONNET	33.316	15	16 G. RUIU	32.957	15	59 A. SCHACHT	27.939
16	46 M. CUDEVILLE	33.495	16	46 M. CUDEVILLE	33.072	16	46 M. CUDEVILLE	28.048
17	23 L. SALVADORI	33.935	17	23 L. SALVADORI	33.285	17	77 T. ALBERTO	28.099
18	31 V. SUCHET	34.119	18	31 V. SUCHET	33.293	18	31 V. SUCHET	28.159
19	55 F. MARCHIONNI	34.256	19	55 F. MARCHIONNI	33.499	19	55 F. MARCHIONNI	28.375
20	77 T. ALBERTO	34.596	20	77 T. ALBERTO	33.967	20	10 A. YEGIN	28.480
21	10 A. YEGIN	34.661	21	10 A. YEGIN	34.111	21	23 L. SALVADORI	33.943

13/04/2018

These data/results cannot be reproduced, stored and/or transmitted in whole or in part by any manner of electronic, mechanical, photocopying, recording, broadcasting or otherwise now known or herein after developed without the previous express consent by the copyright owner, except for reproduction in daily press and regular printed publications on sale to the public within 60 days of the event related to those data/results and always provided that copyright symbol appears together as follows below.

© DORNA WSBK ORGANIZATION Srl 2018

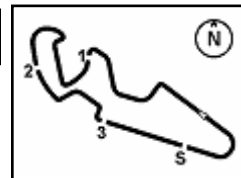
FICR PERUGIA TIMING



Official Tyre Supplier



Official Timekeeper



MotorLand Aragon 5.077 m

Spanish Round, 13-14-15 April 2018

Superstock 1000 - Ideal Time Free Practice 2nd Session

No. Rider	Nat	Bike	Seg. 1	Seg. 2	Seg. 3	Seg. 4	Ideal Time				
			Diff. 1	Diff. 2	Diff. 3	Diff. 4	Best Lap	Pos.	Diff.		
1	28	M. REITERBERGER	GER	BMW S 1000 RR	32.239 0.074	31.713	21.797 0.073	27.171 0.001	1'52.920 1'53.068	2	0.148
2	2	R. TAMBURINI	ITA	BMW S 1000 RR	32.292 0.097	31.960	21.823	26.946 0.189	1'53.021 1'53.307	3	0.286
3	7	M. SCHEIB	CHI	Aprilia RSV4 RF	32.419 0.317	32.014 0.285	21.928 0.050	26.971 0.022	1'53.332 1'54.006	4	0.674
4	21	F. MARINO	FRA	Yamaha YZF R1	32.671 0.073	32.003 0.069	21.983	27.196 0.051	1'53.853 1'54.046	5	0.193
5	45	J. BUHN	GER	BMW S 1000 RR	32.630 0.051	32.279 0.121	22.177 0.043	26.990	1'54.076 1'54.291	6	0.215
6	52	A. DELBIANCO	ITA	BMW S 1000 RR	32.796 0.039	32.204	21.983	27.251 0.164	1'54.234 1'54.437	8	0.203
7	15	F. SANDI	ITA	Ducati 1199 Panigale R	32.628	32.258 0.024	22.156	27.271	1'54.313 1'54.337	7	0.024
8	70	L. VITALI	ITA	Aprilia RSV4 RF	32.645 0.091	32.257	22.151 0.014	27.490	1'54.543 1'54.648	9	0.105
9	12	A. ANDREOZZI	ITA	Yamaha YZF R1	32.802 0.050	32.352 0.150	22.200 0.009	27.306	1'54.660 1'54.869	10	0.209
10	84	R. RUSSO	ITA	Kawasaki ZX-10RR	32.785	32.504 0.269	22.017	27.483 0.123	1'54.789 1'55.181	11	0.392
11	59	A. SCHACHT	DEN	Ducati 1199 Panigale R	33.148	32.717	22.353	27.939 0.111	1'56.157 1'56.268	12	0.111
12	34	X. PINSACH	ESP	Kawasaki ZX-10RR	33.268	32.837 0.049	22.553 0.052	27.639	1'56.297 1'56.398	13	0.101
13	6	E. PUSCEDDU	ITA	BMW S 1000 RR	33.275	32.631 0.073	22.584	27.922 0.137	1'56.412 1'56.622	14	0.210
14	16	G. RUIU	ITA	Kawasaki ZX-10RR	33.301	32.957 0.090	22.624	27.641 0.126	1'56.523 1'56.739	15	0.216
15	51	E. VIONNET	SUI	BMW S 1000 RR	33.316 0.197	32.904	22.686 0.089	27.787 0.023	1'56.693 1'57.002	16	0.309
16	46	M. CUDEVILLE	FRA	Kawasaki ZX-10RR	33.495	33.072	22.669	28.048 0.070	1'57.284 1'57.354	17	0.070
17	31	V. SUCHET	SUI	Kawasaki ZX-10RR	34.119	33.293	23.059 0.317	28.159	1'58.630 1'58.947	18	0.317
18	55	F. MARCHIONNI	ITA	Yamaha YZF R1	34.256 0.001	33.499 0.048	22.928	28.375 0.061	1'59.058 1'59.168	19	0.110
19	77	T. ALBERTO	PHI	Ducati 1199 Panigale R	34.596	33.967 0.164	23.118 0.088	28.099 0.435	1'59.780 2'00.467	20	0.687
20	10	A. YEGIN	TUR	Kawasaki ZX-10RR	34.661 0.182	34.111	23.346	28.480 0.149	2'00.598 2'00.929	21	0.331
Overall Ideal Time					32.239	31.713	21.797	26.946	1'52.695		

13/04/2018

These data/results cannot be reproduced, stored and/or transmitted in whole or in part by any manner of electronic, mechanical, photocopying, recording, broadcasting or otherwise now known or herein after developed without the previous express consent by the copyright owner, except for reproduction in daily press and regular printed publications on sale to the public within 60 days of the event related to those data/results and always provided that copyright symbol appears together as follows below.

© DORNA WSBK ORGANIZATION Srl 2018

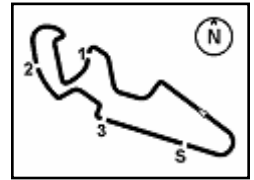
PIRELLI PERUGIA TIMING



Official Tyre Supplier



Official Timekeeper



Spanish Round, 13-14-15 April 2018

Superstock 1000 - Chronological Analysis Free Practice 2nd Session

MotorLand Aragon 5.077 m

1 / 3

1° 28 M. REITERBERGER (1'53.068)							
Lap	Seg.1	Seg.2	Seg.3	Seg.4	Lap Time	km/h	Local Time
1		33.080	23.788	27.493		288,0	14:16'57.412
2	32.618	32.379	22.066	27.411	1'54.474	288,8	14:18'51.886
3	36.247	33.353	22.122	33.247	2'04.969P	294,3	14:20'56.855
4	4'26.734	32.951	22.739	27.717	5'50.141P	288,0	14:26'46.996
5	32.303	32.192	21.826	27.191	1'53.512	291,1	14:28'40.508
6	32.313	31.713	21.870	27.172	1'53.068	291,9	14:30'33.576
7	33.881	33.633	22.173	27.219	1'56.906	291,9	14:32'30.482
8	32.333	31.768	21.797	27.171	1'53.069	291,1	14:34'23.551
9	32.917	32.551	22.189	33.442	2'01.099P	288,8	14:36'24.650
10	3'50.278	33.656	22.587	27.486	5'14.007P	289,5	14:41'38.657
11	32.239	31.796	22.797	27.272	1'54.104	291,1	14:43'32.761
12	32.410	32.198	22.070	27.228	1'53.906	290,3	14:45'26.667

4	32.913	32.304	22.265	27.549	1'55.031	292,7	14:22'51.372
5	32.867	32.400	22.465	27.225	1'54.957	292,7	14:24'46.329
6	33.043	32.394	22.385	28.458	1'56.280	290,3	14:26'42.609
7	33.777	33.720	22.956	27.696	1'58.149	293,5	14:28'40.758
8	32.714	32.279	22.177	27.140	1'54.310	295,1	14:30'35.068
9	38.441	33.019	22.893	33.717	2'08.070P	291,9	14:32'43.138
10	5'50.893	33.726	22.610	27.345	7'14.574P	291,1	14:39'57.712
11	33.046	32.583	22.327	27.292	1'55.248	293,5	14:41'52.960
12	32.681	32.400	22.220	26.990	1'54.291	297,5	14:43'47.251
13	32.630	32.316	22.373	27.260	1'54.579	295,9	14:45'41.830

2° 2 R. TAMBURINI (1'53.307)							
Lap	Seg.1	Seg.2	Seg.3	Seg.4	Lap Time	km/h	Local Time
1		37.658	23.349	33.045		266,0	14:19'18.641
2	35.375	36.522	23.484	26.946	2'02.327	295,1	14:21'20.968
3	32.515	32.285	22.472	27.181	1'54.453	293,5	14:23'15.421
4	32.292	32.039	22.246	27.440	1'54.017	291,1	14:25'09.438
5	32.389	31.960	21.823	27.135	1'53.307	294,3	14:27'02.745
6	36.972	35.534	23.897	34.857	2'11.260P	293,5	14:29'14.005
7	8'43.328	33.604	22.949	27.301	10'07.182P	292,7	14:39'21.187
8	32.590	32.164	21.959	27.136	1'53.849	296,7	14:41'15.036
9	32.458	32.754	22.104	27.269	1'54.585	293,5	14:43'09.621
10	32.455	32.298	21.919	27.102	1'53.774	293,5	14:45'03.395

6° 15 F. SANDI (1'54.337)							
Lap	Seg.1	Seg.2	Seg.3	Seg.4	Lap Time	km/h	Local Time
1		35.677	24.008	28.419		290,3	14:18'53.821
2	33.827	36.243	23.866	35.868	2'09.804P	289,5	14:21'03.625
3	3'21.033	37.126	22.955	27.863	4'48.977P	288,0	14:25'52.602
4	34.819	34.290	23.191	29.657	2'01.957	236,8	14:27'54.559
5	33.057	32.365	22.498	27.471	1'55.391	289,5	14:29'49.950
6	32.907	32.605	22.202	27.599	1'55.313	291,9	14:31'45.263
7	35.759	34.010	22.822	34.465	2'07.056P	288,8	14:33'52.319
8	3'53.688	36.261	22.396	27.371	5'19.716P	291,1	14:39'12.035
9	32.628	32.282	22.156	27.271	1'54.337	291,9	14:41'06.372
10	35.618	32.783	22.370	27.493	1'58.264	291,1	14:43'04.636
11	32.755	32.258	22.462	27.355	1'54.830	291,9	14:44'59.466
12	32.725	33.996	22.188	27.487	1'56.396	295,9	14:46'55.862

3° 7 M. SCHEIB (1'54.006)							
Lap	Seg.1	Seg.2	Seg.3	Seg.4	Lap Time	km/h	Local Time
1		33.191	23.214	27.411		291,1	14:17'22.147
2	32.680	32.116	21.998	27.285	1'54.079	295,1	14:19'16.226
3	32.943	32.238	21.928	26.979	1'54.088	295,1	14:21'10.314
4	32.496	32.014	22.587	27.216	1'54.313	293,5	14:23'04.627
5	39.634	33.137	22.071	27.139	2'01.981	293,5	14:25'06.608
6	32.576	32.109	22.047	27.471	1'54.203	296,7	14:27'00.811
7	33.152	32.409	22.114	32.587	2'00.262P	293,5	14:29'01.073
8	7'41.320	32.650	22.439	27.292	9'03.701P	291,1	14:38'04.774
9	32.736	32.299	21.978	26.993	1'54.006	294,3	14:39'58.780
10	32.419	32.326	22.329	26.971	1'54.045	301,7	14:41'52.825
11	32.425	32.412	22.100	27.114	1'54.051	294,3	14:43'46.876
12	32.553	32.408	22.092	27.165	1'54.218	294,3	14:45'41.094

7° 52 A. DELBIANCO (1'54.437)							
Lap	Seg.1	Seg.2	Seg.3	Seg.4	Lap Time	km/h	Local Time
1		33.343	23.058	27.531		294,3	14:17'57.971
2	33.108	32.820	28.513	27.734	2'02.175	291,9	14:20'00.146
3	32.860	32.230	22.046	27.509	1'54.645	295,1	14:21'54.791
4	35.658	33.172	24.331	27.638	2'00.799	293,5	14:23'55.590
5	32.938	32.233	22.092	27.448	1'54.711	293,5	14:25'50.301
6	35.839	34.323	23.253	33.297	2'06.712P	267,3	14:27'57.013
7	5'11.861	32.669	22.970	27.516	6'35.016P	293,5	14:34'32.029
8	32.835	32.204	21.983	27.415	1'54.437	290,3	14:36'26.466
9	32.796	32.843	22.270	27.251	1'55.160	293,5	14:38'21.626
10	32.936	32.378	22.094	27.505	1'54.913	292,7	14:40'16.539
11	32.935	32.300	22.447	27.280	1'54.962	295,1	14:42'11.501
12	42.015	37.926	23.218	27.911	2'11.070	291,9	14:44'22.571
13	33.161	32.443	22.212	27.593	1'55.409	292,7	14:46'17.980

4° 21 F. MARINO (1'54.046)							
Lap	Seg.1	Seg.2	Seg.3	Seg.4	Lap Time	km/h	Local Time
1		34.380	24.786	27.561		288,8	14:17'01.287
2	32.871	32.003	22.439	27.384	1'54.697	295,1	14:18'55.984
3	32.744	32.515	22.091	27.299	1'54.649	292,7	14:20'50.633
4	32.709	32.195	22.240	27.427	1'54.571	291,9	14:22'45.204
5	32.917	33.445	22.420	33.481	2'02.263P	291,9	14:24'47.467
6	2'34.533	32.390	22.310	27.292	3'56.525P	292,7	14:28'43.992
7	32.671	32.226	22.123	27.239	1'54.259	295,1	14:30'38.251
8	33.084	32.835	22.144	32.621	2'00.684P	293,5	14:32'38.935
9	3'15.538	32.612	22.564	27.297	4'38.011P	290,3	14:37'16.946
10	32.744	32.072	21.983	27.247	1'54.046	292,7	14:39'10.992
11	32.785	32.097	22.004	27.196	1'54.082	294,3	14:41'05.074
12	32.767	32.139	22.046	27.255	1'54.207	295,9	14:42'59.281
13	36.180	35.035	22.897	27.366	2'01.478	293,5	14:45'00.759

8° 70 L. VITALI (1'54.648)							
Lap	Seg.1	Seg.2	Seg.3	Seg.4	Lap Time	km/h	Local Time
1		33.033	24.059	27.857		289,5	14:16'58.665
2	33.372	32.758	22.505	27.687	1'56.322	291,1	14:18'54.987
3	33.284	33.315	22.437	27.502	1'56.538	296,7	14:20'51.525
4	32.736	32.257	22.165	27.490	1'54.648	291,9	14:22'46.173
5	32.645	32.544	22.151	27.520	1'54.860	290,3	14:24'41.033
6	35.000	33.775	22.632	36.230	2'07.637P	266,0	14:26'48.670
7	4'44.755	32.621	22.296	27.581	6'07.253P	291,1	14:32'55.923

5° 45 J. BUHN (1'54.291)							
Lap	Seg.1	Seg.2	Seg.3	Seg.4	Lap Time	km/h	Local Time
1		35.038	24.576	27.831		292,7	14:17'02.403
2	33.506	32.818	22.901	27.750	1'56.975	295,1	14:18'59.378
3	33.993	32.947	22.331	27.692	1'56.963	298,3	14:20'56.341

9° 12 A. ANDREOZZI (1'54.869)							
Lap	Seg.1	Seg.2	Seg.3	Seg.4	Lap Time	km/h	Local Time
1		34.396	23.167	27.987		285,0	14:17'04.547
2	33.582	32.816	22.372	27.751	1'56.521	288,0	14:19'01.068
3	33.360	32.749	22.405	27.438	1'55.952	290,3	14:20'57.020
4	33.438	32.352	22.430	27.623	1'55.843	286,5	14:22'52.863
5	32.831	32.471	22.256	27.423	1'54.981	288,0	14:24'47.844
6	34.903	34.726	23.425	37.535	2'10.589P	282,7	14:26'58.433
7	10'44.714	33.475	23.284	27.700	12'09.173P	284,2	14:39'07.606
8	33.015	32.522	22.440	27.487	1'55.464	286,5	14:41'03.070
9	32.876	32.597	22.259	27.511	1'55.243	288,0	14:42'58.313
10	32.802	32.636	22.200	27.594	1'55.232	288,0	14:44'53.545

13/04/2018 P = Pits In/Out - C = Lap Time Cancelled

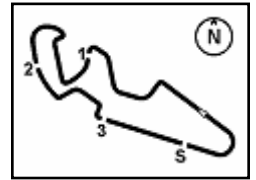
These data/results cannot be reproduced, stored and/or transmitted in whole or in part by any manner of electronic, mechanical, photocopying, recording, broadcasting or otherwise now known or herein after developed without the previous express consent by the copyright owner, except for reproduction in daily press and regular printed publications on sale to the public within 60 days of the event related to those data/results and always provided that copyright symbol appears together as follows below.

© DORNA WSBK ORGANIZATION Srl 2018





3.5
STK1000
120/01



MotorLand Aragon 5.077 m

Spanish Round, 13-14-15 April 2018

Superstock 1000 - Chronological Analysis Free Practice 2nd Session

2 / 3

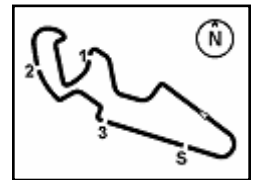
Lap	Seg.1	Seg.2	Seg.3	Seg.4	Lap Time	km/h	Local Time
11	32.852	32.502	22.209	27.306	1'54.869	289,5	14:46'48.414
12	33.444	32.631	22.727	27.922	1'56.724	284,2	14:43'40.378
13	33.275	32.704	22.584	28.059	1'56.622	282,0	14:45'37.000
10° 84 R. RUSSO (1'55.181)							
Lap	Seg.1	Seg.2	Seg.3	Seg.4	Lap Time	km/h	Local Time
1		34.047	24.508	27.660	289,5	14:17'01.822	
2	33.635	38.870	24.250	34.844	2'11.599P	292,7	14:19'13.421
3	2'32.696	33.592	23.445	27.867	3'57.600P	288,0	14:23'11.021
4	32.978	32.666	22.164	27.607	1'55.415	288,0	14:25'06.436
5	33.125	32.584	22.231	27.894	1'55.834	289,5	14:27'02.270
6	35.736	33.425	22.657	33.923	2'05.741P	288,0	14:29'08.011
7	3'42.499	33.478	22.413	27.874	5'06.264P	286,5	14:34'14.275
8	32.872	32.504	22.227	27.609	1'55.212	289,5	14:36'09.487
9	34.773	32.667	22.033	27.483	1'56.956	289,5	14:38'06.443
10	32.785	32.773	22.017	27.606	1'55.181	290,3	14:40'01.624
11	34.602	33.658	24.600	34.031	2'06.891P	287,2	14:42'08.515
12	1'51.016	33.066	23.590	27.678	3'15.350P	288,8	14:45'23.865
14° 16 G. RUIJ (1'56.739)							
Lap	Seg.1	Seg.2	Seg.3	Seg.4	Lap Time	km/h	Local Time
1		35.711	24.220	28.659	285,0	14:17'10.010	
2	35.396	37.148	23.513	29.670	2'05.727	268,7	14:19'15.737
3	34.165	33.432	23.140	43.812	2'14.549P	210,5	14:21'30.286
4	2'46.416	39.423	32.901	37.030	4'35.770P	279,1	14:26'06.056
5	7'49.775	34.289	23.130	28.145	9'15.339P	283,5	14:35'21.395
6	33.987	33.366	22.673	27.742	1'57.768	289,5	14:37'19.163
7	33.376	32.957	22.913	27.641	1'56.887	290,3	14:39'16.050
8	33.745	33.071	23.942	28.543	1'59.301	284,2	14:41'15.351
9	33.301	33.047	22.624	27.767	1'56.739	295,1	14:43'12.090
10	36.275	34.743	23.814	37.103	2'11.935P	280,5	14:45'24.025
15° 51 E. VIONNET (1'57.002)							
Lap	Seg.1	Seg.2	Seg.3	Seg.4	Lap Time	km/h	Local Time
1		35.740	24.255	28.284	290,3	14:17'06.085	
2	34.695	34.115	23.456	28.216	2'00.482	288,8	14:19'06.567
3	34.182	33.673	23.121	28.098	1'59.074	291,1	14:21'05.641
4	34.129	34.551	23.353	27.824	1'59.857	292,7	14:23'05.498
5	33.869	33.489	22.828	27.839	1'58.025	287,2	14:25'03.523
6	33.651	32.948	22.795	28.254	1'57.648	288,0	14:27'01.171
7	33.513	32.904	22.775	27.810	1'57.002	289,5	14:28'58.173
8	33.316	33.110	22.686	28.199	1'57.311	288,0	14:30'55.484
9	36.890	33.481	23.002	27.787	2'01.160	292,7	14:32'56.644
10	33.406	33.448	22.818	33.589	2'03.261P	288,0	14:34'59.905
11	5'01.806	34.187	22.861	28.133	6'26.987P	288,0	14:41'26.892
12	33.548	33.090	22.697	27.853	1'57.188	288,0	14:43'24.080
13	33.396	32.989	22.710	27.984	1'57.079	286,5	14:45'21.159
16° 46 M. CUDEVILLE (1'57.354)							
Lap	Seg.1	Seg.2	Seg.3	Seg.4	Lap Time	km/h	Local Time
1							14:17'08.969
2							2'00.307
3							14:19'09.276
4	34.508	33.787	23.289	28.992	2'00.576		14:23'10.956
5	34.013	33.741	23.153	28.425	1'59.332		14:25'10.288
6	33.792	33.287	22.674	28.375	1'58.128	275,5	14:27'08.416
7	33.826	34.532	24.039	36.373	2'08.770P	276,9	14:29'17.186
8	8'09.257	34.062	22.953	28.306	9'34.578P		14:38'51.764
9	33.644	33.171	22.683	28.048	1'57.546	278,4	14:40'49.310
10	33.495	33.072	22.669	28.118	1'57.354	277,6	14:42'46.664
11	41.373	34.339	23.960	35.364	2'15.036P	279,1	14:45'01.700
17° 31 V. SUCHET (1'58.947)							
Lap	Seg.1	Seg.2	Seg.3	Seg.4	Lap Time	km/h	Local Time
1							14:17'13.173
2							2'03.110
3							2'00.687
4	34.688	33.562	23.499	28.598	2'00.347	285,7	14:23'17.317
5	34.673	33.719	23.564	28.453	2'00.409	282,7	14:25'17.726
6	34.322	33.679	23.292	28.480	1'59.773		14:27'17.499
7	34.305	33.483	23.316	28.336	1'59.440	284,2	14:29'16.939
8	34.697	33.967	23.716	34.754	2'07.134P		14:31'24.073
9	4'41.900	34.141	23.360	28.454	6'07.855P	280,5	14:37'31.928
10	34.301	33.348	23.059	28.333	1'59.041	284,2	14:39'30.969
11	34.119	33.293	23.376	28.159	1'58.947		14:41'29.916
12	34.171	33.531	23.200	28.426	1'59.328		14:43'29.244
13	34.250	33.343	23.264	28.173	1'59.030	286,5	14:45'28.274
18° 55 F. MARCHIONNI (1'59.168)							
Lap	Seg.1	Seg.2	Seg.3	Seg.4	Lap Time	km/h	Local Time

13/04/2018 P = Pits In/Out - C = Lap Time Cancelled

These data/results cannot be reproduced, stored and/or transmitted in whole or in part by any manner of electronic, mechanical, photocopying, recording, broadcasting or otherwise now known or herein after developed without the previous express consent by the copyright owner, except for reproduction in daily press and regular printed publications on sale to the public within 60 days of the event related to those data/results and always provided that copyright symbol appears together as follows below.

© DORNA WSBK ORGANIZATION Srl 2018





Spanish Round, 13-14-15 April 2018

Superstock 1000 - Chronological Analysis Free Practice 2nd Session

Lap	Seg.1	Seg.2	Seg.3	Seg.4	Lap Time	km/h	Local Time
1		36.618	24.308	29.192		276,2	14:17'11.419
2	34.962	34.648	23.567	28.930	2'02.107	276,2	14:19'13.526
3	37.945	39.721	23.459	28.786	2'09.911	279,1	14:21'23.437
4	34.595	33.613	23.540	28.920	2'00.668	274,8	14:23'24.105
5	34.383	33.604	23.279	28.749	2'00.015	276,2	14:25'24.120
6	37.944	37.480	26.531	38.442	2'20.397P	243,8	14:27'44.517
7	9'59.338	34.233	24.536	30.788	11'28.895P	221,3	14:39'13.412
8	34.256	33.695	23.329	28.375	1'59.655	276,2	14:41'13.067
9	34.257	33.547	22.928	28.436	1'59.168	278,4	14:43'12.235
10	34.293	33.499	23.127	28.382	1'59.301	275,5	14:45'11.536

19° 77 T. ALBERTO (2'00.467)

Lap	Seg.1	Seg.2	Seg.3	Seg.4	Lap Time	km/h	Local Time
1		37.037	24.901	29.739		294,3	14:18'59.315
2	36.017	35.582	24.057	29.128	2'04.784	295,9	14:21'04.099
3	35.440	35.110	23.423	29.086	2'03.059	292,7	14:23'07.158
4	35.919	35.547	23.835	28.823	2'04.124	295,1	14:25'11.282
5	35.341	34.399	23.494	28.980	2'02.214	289,5	14:27'13.496
6	34.905	34.310	23.118	28.638	2'00.971	292,7	14:29'14.467
7	35.010	34.749	23.293	28.580	2'01.632	291,9	14:31'16.099
8	34.758	34.207	23.201	28.307	2'00.473	292,7	14:33'16.572
9	34.596	34.131	23.206	28.534	2'00.467	291,9	14:35'17.039
10	37.464	36.318	23.692	35.954	2'13.428P	291,9	14:37'30.467
11	2'28.589	37.367	23.809	28.466	3'58.231P	294,3	14:41'28.698
12	35.027	34.436	23.118	28.175	2'00.756	297,5	14:43'29.454
13	35.195	33.967	23.224	28.099	2'00.485	295,9	14:45'29.939

20° 10 A. YEGIN (2'00.929)

Lap	Seg.1	Seg.2	Seg.3	Seg.4	Lap Time	km/h	Local Time
1		38.268	26.175	29.730		257,8	14:17'25.774
2	35.688	35.916	25.796	29.572	2'06.972	277,6	14:19'32.746
3	35.648	35.028	24.146	29.115	2'03.937	277,6	14:21'36.683
4	34.937	35.039	23.828	29.166	2'02.970	276,9	14:23'39.653
5	35.230	35.021	23.744	29.161	2'03.156	277,6	14:25'42.809
6	34.758	34.421	23.769	29.147	2'02.095	276,2	14:27'44.904
7	39.014	35.448	32.484	29.112	2'16.058	275,5	14:30'00.962
8	34.779	34.942	24.524	28.932	2'03.177	277,6	14:32'04.139
9	34.940	34.748	23.401	29.110	2'02.199	274,8	14:34'06.338
10	34.661	34.474	23.498	28.949	2'01.582	274,8	14:36'07.920
11	43.518	35.106	24.830	28.758	2'12.212	274,8	14:38'20.132
12	34.843	34.111	23.346	28.629	2'00.929	279,1	14:40'21.061
13	44.109	34.884	23.760	28.480	2'11.233	278,4	14:42'32.294
14	34.807	34.911	23.918	28.670	2'02.306	276,9	14:44'34.600
15	34.869	35.741	41.340	29.690	2'21.640	276,9	14:46'56.240

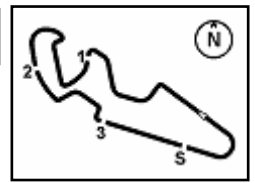
21° 23 L. SALVADORI

Lap	Seg.1	Seg.2	Seg.3	Seg.4	Lap Time	km/h	Local Time
1		37.289	23.735	33.943		174,2	14:19'18.779
2	33.935	33.285	22.581	39.514	2'09.315P	235,8	14:21'28.094

13/04/2018 P = Pits In/Out - C = Lap Time Cancelled

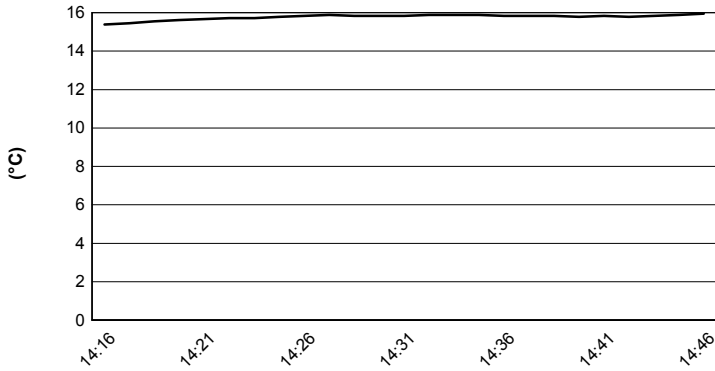
These data/results cannot be reproduced, stored and/or transmitted in whole or in part by any manner of electronic, mechanical, photocopying, recording, broadcasting or otherwise now known or herein after developed without the previous express consent by the copyright owner, except for reproduction in daily press and regular printed publications on sale to the public within 60 days of the event related to those data/results and always provided that copyright symbol appears together as follows below.

© DORNA WSBK ORGANIZATION Srl 2018

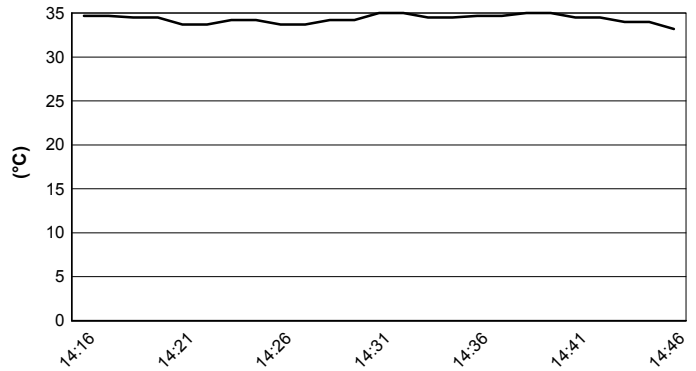


Spanish Round, 13-14-15 April 2018
Superstock 1000 - Weather Report Free Practice 2nd Session
 Session started 14:15 - Session ended 14:47


Air Temperature



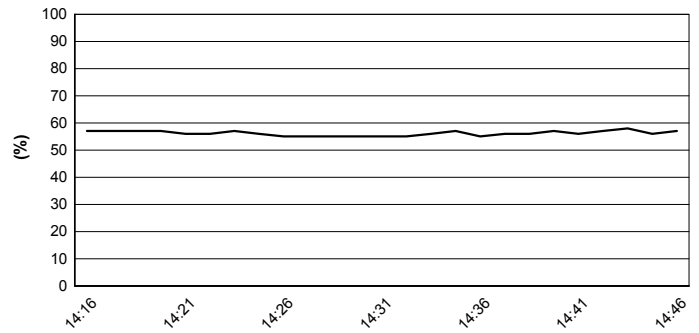
Track Temperature



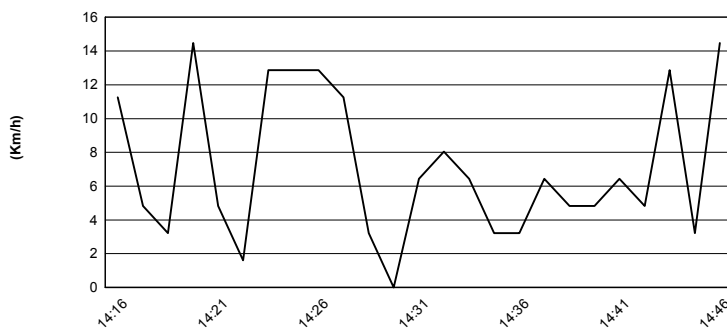
Air Pressure



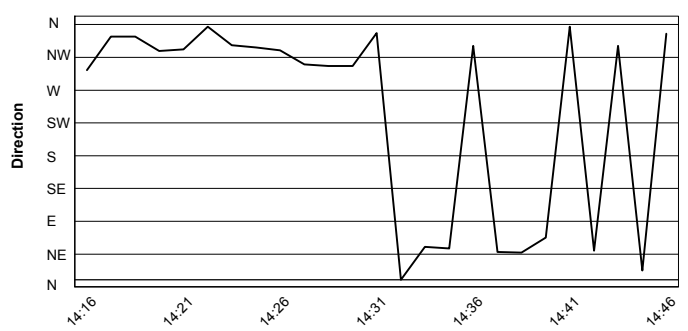
Humidity



Wind Speed



Wind Direction



13/04/2018

These data/results cannot be reproduced, stored and/or transmitted in whole or in part by any manner of electronic, mechanical, photocopying, recording, broadcasting or otherwise now known or herein after developed without the previous express consent by the copyright owner, except for reproduction in daily press and regular printed publications on sale to the public within 60 days of the event related to those data/results and always provided that copyright symbol appears together as follows below.

© DORNA WSBK ORGANIZATION Srl 2018

