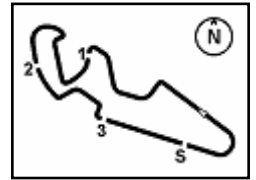




3.5
STK1000
120/01



Spanish Round, 13-14-15 April 2018

Superstock 1000 - Chronological Analysis Free Practice 2nd Session

MotorLand Aragon 5.077 m

1 / 3

1° 28 M. REITERBERGER (1'53.068)							
Lap	Seg.1	Seg.2	Seg.3	Seg.4	Lap Time	km/h	Local Time
1		33.080	23.788	27.493		288,0	14:16'57.412
2	32.618	32.379	22.066	27.411	1'54.474	288,8	14:18'51.886
3	36.247	33.353	22.122	33.247	2'04.969P	294,3	14:20'56.855
4	4'26.734	32.951	22.739	27.717	5'50.141P	288,0	14:26'46.996
5	32.303	32.192	21.826	27.191	1'53.512	291,1	14:28'40.508
6	32.313	31.713	21.870	27.172	1'53.068	291,9	14:30'33.576
7	33.881	33.633	22.173	27.219	1'56.906	291,9	14:32'30.482
8	32.333	31.768	21.797	27.171	1'53.069	291,1	14:34'23.551
9	32.917	32.551	22.189	33.442	2'01.099P	288,8	14:36'24.650
10	3'50.278	33.656	22.587	27.486	5'14.007P	289,5	14:41'38.657
11	32.239	31.796	22.797	27.272	1'54.104	291,1	14:43'32.761
12	32.410	32.198	22.070	27.228	1'53.906	290,3	14:45'26.667

4	32.913	32.304	22.265	27.549	1'55.031	292,7	14:22'51.372
5	32.867	32.400	22.465	27.225	1'54.957	292,7	14:24'46.329
6	33.043	32.394	22.385	28.458	1'56.280	290,3	14:26'42.609
7	33.777	33.720	22.956	27.696	1'58.149	293,5	14:28'40.758
8	32.714	32.279	22.177	27.140	1'54.310	295,1	14:30'35.068
9	38.441	33.019	22.893	33.717	2'08.070P	291,9	14:32'43.138
10	5'50.893	33.726	22.610	27.345	7'14.574P	291,1	14:39'57.712
11	33.046	32.583	22.327	27.292	1'55.248	293,5	14:41'52.960
12	32.681	32.400	22.220	26.990	1'54.291	297,5	14:43'47.251
13	32.630	32.316	22.373	27.260	1'54.579	295,9	14:45'41.830

2° 2 R. TAMBURINI (1'53.307)							
Lap	Seg.1	Seg.2	Seg.3	Seg.4	Lap Time	km/h	Local Time
1		37.658	23.349	33.045		266,0	14:19'18.641
2	35.375	36.522	23.484	26.946	2'02.327	295,1	14:21'20.968
3	32.515	32.285	22.472	27.181	1'54.453	293,5	14:23'15.421
4	32.292	32.039	22.246	27.440	1'54.017	291,1	14:25'09.438
5	32.389	31.960	21.823	27.135	1'53.307	294,3	14:27'02.745
6	36.972	35.534	23.897	34.857	2'11.260P	293,5	14:29'14.005
7	8'43.328	33.604	22.949	27.301	10'07.182P	292,7	14:39'21.187
8	32.590	32.164	21.959	27.136	1'53.849	296,7	14:41'15.036
9	32.458	32.754	22.104	27.269	1'54.585	293,5	14:43'09.621
10	32.455	32.298	21.919	27.102	1'53.774	293,5	14:45'03.395

6° 15 F. SANDI (1'54.337)							
Lap	Seg.1	Seg.2	Seg.3	Seg.4	Lap Time	km/h	Local Time
1		35.677	24.008	28.419		290,3	14:18'53.821
2	33.827	36.243	23.866	35.868	2'09.804P	289,5	14:21'03.625
3	3'21.033	37.126	22.955	27.863	4'48.977P	288,0	14:25'52.602
4	34.819	34.290	23.191	29.657	2'01.957	236,8	14:27'54.559
5	33.057	32.365	22.498	27.471	1'55.391	289,5	14:29'49.950
6	32.907	32.605	22.202	27.599	1'55.313	291,9	14:31'45.263
7	35.759	34.010	22.822	34.465	2'07.056P	288,8	14:33'52.319
8	3'53.688	36.261	22.396	27.371	5'19.716P	291,1	14:39'12.035
9	32.628	32.282	22.156	27.271	1'54.337	291,9	14:41'06.372
10	35.618	32.783	22.370	27.493	1'58.264	291,1	14:43'04.636
11	32.755	32.258	22.462	27.355	1'54.830	291,9	14:44'59.466
12	32.725	33.996	22.188	27.487	1'56.396	295,9	14:46'55.862

3° 7 M. SCHEIB (1'54.006)							
Lap	Seg.1	Seg.2	Seg.3	Seg.4	Lap Time	km/h	Local Time
1		33.191	23.214	27.411		291,1	14:17'22.147
2	32.680	32.116	21.998	27.285	1'54.079	295,1	14:19'16.226
3	32.943	32.238	21.928	26.979	1'54.088	295,1	14:21'10.314
4	32.496	32.014	22.587	27.216	1'54.313	293,5	14:23'04.627
5	39.634	33.137	22.071	27.139	2'01.981	293,5	14:25'06.608
6	32.576	32.109	22.047	27.471	1'54.203	296,7	14:27'00.811
7	33.152	32.409	22.114	32.587	2'00.262P	293,5	14:29'01.073
8	7'41.320	32.650	22.439	27.292	9'03.701P	291,1	14:38'04.774
9	32.736	32.299	21.978	26.993	1'54.006	294,3	14:39'58.780
10	32.419	32.326	22.329	26.971	1'54.045	301,7	14:41'52.825
11	32.425	32.412	22.100	27.114	1'54.051	294,3	14:43'46.876
12	32.553	32.408	22.092	27.165	1'54.218	294,3	14:45'41.094

7° 52 A. DELBIANCO (1'54.437)							
Lap	Seg.1	Seg.2	Seg.3	Seg.4	Lap Time	km/h	Local Time
1		33.343	23.058	27.531		294,3	14:17'57.971
2	33.108	32.820	28.513	27.734	2'02.175	291,9	14:20'00.146
3	32.860	32.230	22.046	27.509	1'54.645	295,1	14:21'54.791
4	35.658	33.172	24.331	27.638	2'00.799	293,5	14:23'55.590
5	32.938	32.233	22.092	27.448	1'54.711	293,5	14:25'50.301
6	35.839	34.323	23.253	33.297	2'06.712P	267,3	14:27'57.013
7	5'11.861	32.669	22.970	27.516	6'35.016P	293,5	14:34'32.029
8	32.835	32.204	21.983	27.415	1'54.437	290,3	14:36'26.466
9	32.796	32.843	22.270	27.251	1'55.160	293,5	14:38'21.626
10	32.936	32.378	22.094	27.505	1'54.913	292,7	14:40'16.539
11	32.935	32.300	22.447	27.280	1'54.962	295,1	14:42'11.501
12	42.015	37.926	23.218	27.911	2'11.070	291,9	14:44'22.571
13	33.161	32.443	22.212	27.593	1'55.409	292,7	14:46'17.980

4° 21 F. MARINO (1'54.046)							
Lap	Seg.1	Seg.2	Seg.3	Seg.4	Lap Time	km/h	Local Time
1		34.380	24.786	27.561		288,8	14:17'01.287
2	32.871	32.003	22.439	27.384	1'54.697	295,1	14:18'55.984
3	32.744	32.515	22.091	27.299	1'54.649	292,7	14:20'50.633
4	32.709	32.195	22.240	27.427	1'54.571	291,9	14:22'45.204
5	32.917	33.445	22.420	33.481	2'02.263P	291,9	14:24'47.467
6	2'34.533	32.390	22.310	27.292	3'56.525P	292,7	14:28'43.992
7	32.671	32.226	22.123	27.239	1'54.259	295,1	14:30'38.251
8	33.084	32.835	22.144	32.621	2'00.684P	293,5	14:32'38.935
9	3'15.538	32.612	22.564	27.297	4'38.011P	290,3	14:37'16.946
10	32.744	32.072	21.983	27.247	1'54.046	292,7	14:39'10.992
11	32.785	32.097	22.004	27.196	1'54.082	294,3	14:41'05.074
12	32.767	32.139	22.046	27.255	1'54.207	295,9	14:42'59.281
13	36.180	35.035	22.897	27.366	2'01.478	293,5	14:45'00.759

8° 70 L. VITALI (1'54.648)							
Lap	Seg.1	Seg.2	Seg.3	Seg.4	Lap Time	km/h	Local Time
1		33.033	24.059	27.857		289,5	14:16'58.665
2	33.372	32.758	22.505	27.687	1'56.322	291,1	14:18'54.987
3	33.284	33.315	22.437	27.502	1'56.538	296,7	14:20'51.525
4	32.736	32.257	22.165	27.490	1'54.648	291,9	14:22'46.173
5	32.645	32.544	22.151	27.520	1'54.860	290,3	14:24'41.033
6	35.000	33.775	22.632	36.230	2'07.637P	266,0	14:26'48.670
7	4'44.755	32.621	22.296	27.581	6'07.253P	291,1	14:32'55.923

5° 45 J. BUHN (1'54.291)							
Lap	Seg.1	Seg.2	Seg.3	Seg.4	Lap Time	km/h	Local Time
1		35.038	24.576	27.831		292,7	14:17'02.403
2	33.506	32.818	22.901	27.750	1'56.975	295,1	14:18'59.378
3	33.993	32.947	22.331	27.692	1'56.963	298,3	14:20'56.341

9° 12 A. ANDREOZZI (1'54.869)							
Lap	Seg.1	Seg.2	Seg.3	Seg.4	Lap Time	km/h	Local Time
1		34.396	23.167	27.987		285,0	14:17'04.547
2	33.582	32.816	22.372	27.751	1'56.521	288,0	14:19'01.068
3	33.360	32.749	22.405	27.438	1'55.952	290,3	14:20'57.020
4	33.438	32.352	22.430	27.623	1'55.843	286,5	14:22'52.863
5	32.831	32.471	22.256	27.423	1'54.981	288,0	14:24'47.844
6	34.903	34.726	23.425	37.535	2'10.589P	282,7	14:26'58.433
7	10'44.714	33.475	23.284	27.700	12'09.173P	284,2	14:39'07.606
8	33.015	32.522	22.440	27.487	1'55.464	286,5	14:41'03.070
9	32.876	32.597	22.259	27.511	1'55.243	288,0	14:42'58.313
10	32.802	32.636	22.200	27.594	1'55.232	288,0	14:44'53.545

13/04/2018

P = Pits In/Out - C = Lap Time Cancelled

These data/results cannot be reproduced, stored and/or transmitted in whole or in part by any manner of electronic, mechanical, photocopying, recording, broadcasting or otherwise now known or herein after developed without the previous express consent by the copyright owner, except for reproduction in daily press and regular printed publications on sale to the public within 60 days of the event related to those data/results and always provided that copyright symbol appears together as follows below.

© DORNA WSBK ORGANIZATION Srl 2018

PIRELLI PERUGIA TIMING



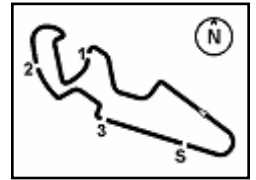
Official Tyre Supplier



Official Timekeeper



3.5
STK1000
120/01



MotorLand Aragon 5.077 m

Spanish Round, 13-14-15 April 2018

Superstock 1000 - Chronological Analysis Free Practice 2nd Session

2 / 3

Lap	Seg.1	Seg.2	Seg.3	Seg.4	Lap Time	km/h	Local Time
11	32.852	32.502	22.209	27.306	1'54.869	289,5	14:46'48.414
12	33.444	32.631	22.727	27.922	1'56.724	284,2	14:43'40.378
13	33.275	32.704	22.584	28.059	1'56.622	282,0	14:45'37.000
10° 84 R. RUSSO (1'55.181)							
Lap	Seg.1	Seg.2	Seg.3	Seg.4	Lap Time	km/h	Local Time
1		34.047	24.508	27.660	289,5	14:17'01.822	
2	33.635	38.870	24.250	34.844	2'11.599P	292,7	14:19'13.421
3	2'32.696	33.592	23.445	27.867	3'57.600P	288,0	14:23'11.021
4	32.978	32.666	22.164	27.607	1'55.415	288,0	14:25'06.436
5	33.125	32.584	22.231	27.894	1'55.834	289,5	14:27'02.270
6	35.736	33.425	22.657	33.923	2'05.741P	288,0	14:29'08.011
7	3'42.499	33.478	22.413	27.874	5'06.264P	286,5	14:34'14.275
8	32.872	32.504	22.227	27.609	1'55.212	289,5	14:36'09.487
9	34.773	32.667	22.033	27.483	1'56.956	289,5	14:38'06.443
10	32.785	32.773	22.017	27.606	1'55.181	290,3	14:40'01.624
11	34.602	33.658	24.600	34.031	2'06.891P	287,2	14:42'08.515
12	1'51.016	33.066	23.590	27.678	3'15.350P	288,8	14:45'23.865
14° 16 G. RUIJ (1'56.739)							
Lap	Seg.1	Seg.2	Seg.3	Seg.4	Lap Time	km/h	Local Time
1		35.711	24.220	28.659	285,0	14:17'10.010	
2	35.396	37.148	23.513	29.670	2'05.727	268,7	14:19'15.737
3	34.165	33.432	23.140	43.812	2'14.549P	210,5	14:21'30.286
4	2'46.416	39.423	32.901	37.030	4'35.770P	279,1	14:26'06.056
5	7'49.775	34.289	23.130	28.145	9'15.339P	283,5	14:35'21.395
6	33.987	33.366	22.673	27.742	1'57.768	289,5	14:37'19.163
7	33.376	32.957	22.913	27.641	1'56.887	290,3	14:39'16.050
8	33.745	33.071	23.942	28.543	1'59.301	284,2	14:41'15.351
9	33.301	33.047	22.624	27.767	1'56.739	295,1	14:43'12.090
10	36.275	34.743	23.814	37.103	2'11.935P	280,5	14:45'24.025
15° 51 E. VIONNET (1'57.002)							
Lap	Seg.1	Seg.2	Seg.3	Seg.4	Lap Time	km/h	Local Time
1		35.740	24.255	28.284	290,3	14:17'06.085	
2	34.695	34.115	23.456	28.216	2'00.482	288,8	14:19'06.567
3	34.182	33.673	23.121	28.098	1'59.074	291,1	14:21'05.641
4	34.129	34.551	23.353	27.824	1'59.857	292,7	14:23'05.498
5	33.869	33.489	22.828	27.839	1'58.025	287,2	14:25'03.523
6	33.651	32.948	22.795	28.254	1'57.648	288,0	14:27'01.171
7	33.513	32.904	22.775	27.810	1'57.002	289,5	14:28'58.173
8	33.316	33.110	22.686	28.199	1'57.311	288,0	14:30'55.484
9	36.890	33.481	23.002	27.787	2'01.160	292,7	14:32'56.644
10	33.406	33.448	22.818	33.589	2'03.261P	288,0	14:34'59.905
11	5'01.806	34.187	22.861	28.133	6'26.987P	288,0	14:41'26.892
12	33.548	33.090	22.697	27.853	1'57.188	288,0	14:43'24.080
13	33.396	32.989	22.710	27.984	1'57.079	286,5	14:45'21.159
16° 46 M. CUDEVILLE (1'57.354)							
Lap	Seg.1	Seg.2	Seg.3	Seg.4	Lap Time	km/h	Local Time
1							14:17'08.969
2							2'00.307
3							14:19'09.276
4	34.508	33.787	23.289	28.992	2'00.576		14:23'10.956
5	34.013	33.741	23.153	28.425	1'59.332		14:25'10.288
6	33.792	33.287	22.674	28.375	1'58.128	275,5	14:27'08.416
7	33.826	34.532	24.039	36.373	2'08.770P	276,9	14:29'17.186
8	8'09.257	34.062	22.953	28.306	9'34.578P		14:38'51.764
9	33.644	33.171	22.683	28.048	1'57.546	278,4	14:40'49.310
10	33.495	33.072	22.669	28.118	1'57.354	277,6	14:42'46.664
11	41.373	34.339	23.960	35.364	2'15.036P	279,1	14:45'01.700
17° 31 V. SUCHET (1'58.947)							
Lap	Seg.1	Seg.2	Seg.3	Seg.4	Lap Time	km/h	Local Time
1							14:17'13.173
2							2'03.110
3							2'00.687
4	34.688	33.562	23.499	28.598	2'00.347	285,7	14:23'17.317
5	34.673	33.719	23.564	28.453	2'00.409	282,7	14:25'17.726
6	34.322	33.679	23.292	28.480	1'59.773		14:27'17.499
7	34.305	33.483	23.316	28.336	1'59.440	284,2	14:29'16.939
8	34.697	33.967	23.716	34.754	2'07.134P		14:31'24.073
9	4'41.900	34.141	23.360	28.454	6'07.855P	280,5	14:37'31.928
10	34.301	33.348	23.059	28.333	1'59.041	284,2	14:39'30.969
11	34.119	33.293	23.376	28.159	1'58.947		14:41'29.916
12	34.171	33.531	23.200	28.426	1'59.328		14:43'29.244
13	34.250	33.343	23.264	28.173	1'59.030	286,5	14:45'28.274
18° 55 F. MARCHIONNI (1'59.168)							
Lap	Seg.1	Seg.2	Seg.3	Seg.4	Lap Time	km/h	Local Time

13/04/2018 P = Pits In/Out - C = Lap Time Cancelled

These data/results cannot be reproduced, stored and/or transmitted in whole or in part by any manner of electronic, mechanical, photocopying, recording, broadcasting or otherwise now known or herein after developed without the previous express consent by the copyright owner, except for reproduction in daily press and regular printed publications on sale to the public within 60 days of the event related to those data/results and always provided that copyright symbol appears together as follows below.

© DORNA WSBK ORGANIZATION Srl 2018

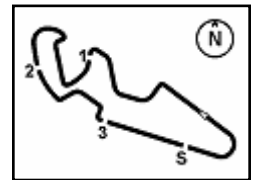
PIRELLI PERUGIA TIMING



Official Tyre Supplier



Official Timekeeper



Spanish Round, 13-14-15 April 2018

Superstock 1000 - Chronological Analysis Free Practice 2nd Session

1		36.618	24.308	29.192		276,2	14:17'11.419
2	34.962	34.648	23.567	28.930	2'02.107	276,2	14:19'13.526
3	37.945	39.721	23.459	28.786	2'09.911	279,1	14:21'23.437
4	34.595	33.613	23.540	28.920	2'00.668	274,8	14:23'24.105
5	34.383	33.604	23.279	28.749	2'00.015	276,2	14:25'24.120
6	37.944	37.480	26.531	38.442	2'20.397P	243,8	14:27'44.517
7	9'59.338	34.233	24.536	30.788	11'28.895P	221,3	14:39'13.412
8	34.256	33.695	23.329	28.375	1'59.655	276,2	14:41'13.067
9	34.257	33.547	22.928	28.436	1'59.168	278,4	14:43'12.235
10	34.293	33.499	23.127	28.382	1'59.301	275,5	14:45'11.536

19° 77 T. ALBERTO (2'00.467)							
Lap	Seg.1	Seg.2	Seg.3	Seg.4	Lap Time	km/h	Local Time
1		37.037	24.901	29.739		294,3	14:18'59.315
2	36.017	35.582	24.057	29.128	2'04.784	295,9	14:21'04.099
3	35.440	35.110	23.423	29.086	2'03.059	292,7	14:23'07.158
4	35.919	35.547	23.835	28.823	2'04.124	295,1	14:25'11.282
5	35.341	34.399	23.494	28.980	2'02.214	289,5	14:27'13.496
6	34.905	34.310	23.118	28.638	2'00.971	292,7	14:29'14.467
7	35.010	34.749	23.293	28.580	2'01.632	291,9	14:31'16.099
8	34.758	34.207	23.201	28.307	2'00.473	292,7	14:33'16.572
9	34.596	34.131	23.206	28.534	2'00.467	291,9	14:35'17.039
10	37.464	36.318	23.692	35.954	2'13.428P	291,9	14:37'30.467
11	2'28.589	37.367	23.809	28.466	3'58.231P	294,3	14:41'28.698
12	35.027	34.436	23.118	28.175	2'00.756	297,5	14:43'29.454
13	35.195	33.967	23.224	28.099	2'00.485	295,9	14:45'29.939

20° 10 A. YEGIN (2'00.929)							
Lap	Seg.1	Seg.2	Seg.3	Seg.4	Lap Time	km/h	Local Time
1		38.268	26.175	29.730		257,8	14:17'25.774
2	35.688	35.916	25.796	29.572	2'06.972	277,6	14:19'32.746
3	35.648	35.028	24.146	29.115	2'03.937	277,6	14:21'36.683
4	34.937	35.039	23.828	29.166	2'02.970	276,9	14:23'39.653
5	35.230	35.021	23.744	29.161	2'03.156	277,6	14:25'42.809
6	34.758	34.421	23.769	29.147	2'02.095	276,2	14:27'44.904
7	39.014	35.448	32.484	29.112	2'16.058	275,5	14:30'00.962
8	34.779	34.942	24.524	28.932	2'03.177	277,6	14:32'04.139
9	34.940	34.748	23.401	29.110	2'02.199	274,8	14:34'06.338
10	34.661	34.474	23.498	28.949	2'01.582	274,8	14:36'07.920
11	43.518	35.106	24.830	28.758	2'12.212	274,8	14:38'20.132
12	34.843	34.111	23.346	28.629	2'00.929	279,1	14:40'21.061
13	44.109	34.884	23.760	28.480	2'11.233	278,4	14:42'32.294
14	34.807	34.911	23.918	28.670	2'02.306	276,9	14:44'34.600
15	34.869	35.741	41.340	29.690	2'21.640	276,9	14:46'56.240

21° 23 L. SALVADORI							
Lap	Seg.1	Seg.2	Seg.3	Seg.4	Lap Time	km/h	Local Time
1		37.289	23.735	33.943		174,2	14:19'18.779
2	33.935	33.285	22.581	39.514	2'09.315P	235,8	14:21'28.094

13/04/2018 P = Pits In/Out - C = Lap Time Cancelled

These data/results cannot be reproduced, stored and/or transmitted in whole or in part by any manner of electronic, mechanical, photocopying, recording, broadcasting or otherwise now known or herein after developed without the previous express consent by the copyright owner, except for reproduction in daily press and regular printed publications on sale to the public within 60 days of the event related to those data/results and always provided that copyright symbol appears together as follows below.

© DORNA WSBK ORGANIZATION Srl 2018