

Spanish Round, 13-14-15 April 2018

Superstock 1000 - Combined Results

No.	Rider	Nat	Team	Bike	FP1	FP2	FP3	Time	Gap	Rel.	Avg Laps
1	28 M. REITERBERGER	GER	alpha Racing-Van Zon-BMW	BMW S 1000 RR	2'09.091	1'53.068	1'52.203	1'52.203			162,894 34
2	15 F. SANDI	ITA	MOTOCORSA Racing	Ducati 1199 Panigale R		1'54.337	1'52.706	1'52.706	0.503	0.503	162,167 24
3	7 M. SCHEIB	CHI	Aprilia Racing Team	Aprilia RSV4 RF	2'06.662	1'54.006	1'52.824	1'52.824	0.621	0.118	161,997 32
4	2 R. TAMBURINI	ITA	Berclaz Racing Team SA	BMW S 1000 RR		1'53.307	1'52.941	1'52.941	0.738	0.117	161,830 20
5	21 F. MARINO	FRA	URBIS Yamaha Motoxtracing STK Team	Yamaha YZF R1		1'54.046	1'53.209	1'53.209	1.006	0.268	161,447 25
6	52 A. DELBIANCO	ITA	GULF ALTHEA BMW Racing Team	BMW S 1000 RR	2'08.990	1'54.437	1'53.296	1'53.296	1.093	0.087	161,323 33
7	70 L. VITALI	ITA	Aprilia Racing Team	Aprilia RSV4 RF	2'08.162	1'54.648	1'53.446	1'53.446	1.243	0.150	161,109 30
8	12 A. ANDREOZZI	ITA	SPEED ACTION	Yamaha YZF R1	2'12.414	1'54.869	1'53.492	1'53.492	1.289	0.046	161,044 28
9	84 R. RUSSO	ITA	C.M. Racing A.S.D.	Kawasaki ZX-10RR	2'11.234	1'55.181	1'53.605	1'53.605	1.402	0.113	160,884 30
10	59 A. SCHACHT	DEN	EAB SCHACHT Racing Team	Ducati 1199 Panigale R		1'56.268	1'54.248	1'54.248	2.045	0.643	159,978 23
11	23 L. SALVADORI	ITA	Berclaz Racing Team SA	BMW S 1000 RR			1'54.260	1'54.260	2.057	0.012	159,961 11
12	45 J. BÜHN	GER	alpha Racing-Van Zon-BMW	BMW S 1000 RR	2'17.242	1'54.291	1'54.279	1'54.279	2.076	0.019	159,935 33
13	6 E. PUSCEDDU	ITA	D.K. Racing	BMW S 1000 RR	2'14.798	1'56.622	1'55.109	1'55.109	2.906	0.830	158,782 35
14	34 X. PINSACH	ESP	ETG Racing	Kawasaki ZX-10RR	2'11.695	1'56.398	1'55.517	1'55.517	3.314	0.408	158,221 41
15	51 E. VIONNET	SUI	MOTOS VIONNET	BMW S 1000 RR	2'17.511	1'57.002	1'55.796	1'55.796	3.593	0.279	157,840 32
16	16 G. RUIU	ITA	Team Pedercini Racing	Kawasaki ZX-10RR	2'14.570	1'56.739	1'56.099	1'56.099	3.896	0.303	157,428 26
17	46 M. CUDEVILLE	FRA	Flembo Leader Team	Kawasaki ZX-10RR	2'15.651	1'57.354	1'57.712	1'57.354	5.151	1.255	155,744 24
18	31 V. SUCHET	SUI	Flembo Leader Team	Kawasaki ZX-10RR	2'31.907	1'58.947	1'57.816	1'57.816	5.613	0.462	155,133 26
19	55 F. MARCHIONNI	ITA	SPEED ACTION	Yamaha YZF R1	2'19.046	1'59.168	1'58.135	1'58.135	5.932	0.319	154,715 25
20	77 T. ALBERTO	PHI	MOTOCORSA Racing	Ducati 1199 Panigale R	2'23.973	2'00.467	1'58.735	1'58.735	6.532	0.600	153,933 32
21	10 A. YEGIN	TUR	Nutec - Benjan - Kawasaki	Kawasaki ZX-10RR		2'00.929	2'00.208	2'00.208	8.005	1.473	152,046 18

14/04/2018

These data/results cannot be reproduced, stored and/or transmitted in whole or in part by any manner of electronic, mechanical, photocopying, recording, broadcasting or otherwise now known or herein after developed without the previous express consent by the copyright owner, except for reproduction in daily press and regular printed publications on sale to the public within 60 days of the event related to those data/results and always provided that copyright symbol appears together as follows below.

© DORNA WSBK ORGANIZATION Srl 2018

FIKZ PERUGIA TIMING



Official Tyre Supplier



Official Timekeeper

Spanish Round, 13-14-15 April 2018

Superstock 1000 - Results Free Practice 3rd Session

No.	Rider	Nat	Team	Bike	Time	Gap	Rel.	Laps	Speed	
									Avg	Max
1	28 M. REITERBERGER	GER	alpha Racing-Van Zon-BMW	BMW S 1000 RR	1'52.203			13	162,894	299,2
2	15 F. SANDI	ITA	MOTOCORSA Racing	Ducati 1199 Panigale R	1'52.706	0.503	0.503	13	162,167	300,8
3	7 M. SCHEIB	CHI	Aprilia Racing Team	Aprilia RSV4 RF	1'52.824	0.621	0.118	12	161,997	300,0
4	2 R. TAMBURINI	ITA	Berclaz Racing Team SA	BMW S 1000 RR	1'52.941	0.738	0.117	11	161,830	302,5
5	21 F. MARINO	FRA	URBIS Yamaha Motoxracing STK Team	Yamaha YZF R1	1'53.209	1.006	0.268	13	161,447	297,5
6	52 A. DELBIANCO	ITA	GULF ALTHEA BMW Racing Team	BMW S 1000 RR	1'53.296	1.093	0.087	11	161,323	298,3
7	70 L. VITALI	ITA	Aprilia Racing Team	Aprilia RSV4 RF	1'53.446	1.243	0.150	13	161,109	294,3
8	12 A. ANDREOZZI	ITA	SPEED ACTION	Yamaha YZF R1	1'53.492	1.289	0.046	11	161,044	292,7
9	84 R. RUSSO	ITA	C.M. Racing A.S.D.	Kawasaki ZX-10RR	1'53.605	1.402	0.113	11	160,884	293,5
10	59 A. SCHACHT	DEN	EAB SCHACHT Racing Team	Ducati 1199 Panigale R	1'54.248	2.045	0.643	11	159,978	289,5
11	23 L. SALVADORI	ITA	Berclaz Racing Team SA	BMW S 1000 RR	1'54.260	2.057	0.012	10	159,961	290,3
12	45 J. BÜHN	GER	alpha Racing-Van Zon-BMW	BMW S 1000 RR	1'54.279	2.076	0.019	12	159,935	296,7
13	6 E. PUSCEDDU	ITA	D.K. Racing	BMW S 1000 RR	1'55.109	2.906	0.830	13	158,782	291,9
14	34 X. PINSACH	ESP	ETG Racing	Kawasaki ZX-10RR	1'55.517	3.314	0.408	15	158,221	295,1
15	51 E. VIONNET	SUI	MOTOS VIONNET	BMW S 1000 RR	1'55.796	3.593	0.279	11	157,840	292,7
16	16 G. RUIU	ITA	Team Pedercini Racing	Kawasaki ZX-10RR	1'56.099	3.896	0.303	13	157,428	295,1
17	46 M. CUDEVILLE	FRA	Flembo Leader Team	Kawasaki ZX-10RR	1'57.712	5.509	1.613	11	155,270	282,7
18	31 V. SUCHET	SUI	Flembo Leader Team	Kawasaki ZX-10RR	1'57.816	5.613	0.104	11	155,133	288,8
19	55 F. MARCHIONNI	ITA	SPEED ACTION	Yamaha YZF R1	1'58.135	5.932	0.319	9	154,715	279,8
20	77 T. ALBERTO	PHI	MOTOCORSA Racing	Ducati 1199 Panigale R	1'58.735	6.532	0.600	12	153,933	295,1
21	10 A. YEGIN	TUR	Nutec - Benjan - Kawasaki	Kawasaki ZX-10RR	2'00.208	8.005	1.473	4	152,046	281,3

Qualifying Lap Time (107% of 1'52.203): 2'00.058

AIR	Humidity:	86%	Temp:	9°C
TRACK	Condition:	Dry	Temp:	13°C

Records	Pole (QP)	2017	M.Rinaldi	1'52.245	162,830	Km/h
	Race (RC)	2017	M.Rinaldi	1'52.736	162,120	Km/h
	Circuit (QP)	2017	M.Rinaldi	1'52.245	162,830	Km/h

Start 14/04/2018 09:50 End 10:22 The results are provisional until the end of the time limit for protests and appeals and the completion of the technical checks.

These data/results cannot be reproduced, stored and/or transmitted in whole or in part by any manner of electronic, mechanical, photocopying, recording, broadcasting or otherwise now known or herein after developed without the previous express consent by the copyright owner, except for reproduction in daily press and regular printed publications on sale to the public within 60 days of the event related to those data/results and always provided that copyright symbol appears together as follows below.

© DORNA WSBK ORGANIZATION Srl 2018

Spanish Round, 13-14-15 April 2018

Superstock 1000 - Results Free Practice 3rd Session

Session Highlights

Local Time	No. Rider	Description
09.50.00		Start
09.55.55		New Best Lap
09.56.12	10 A. YEGIN	On the Gravel - Re-Joined - Turn 14
09.57.19	51 E. VIONNET	On the Gravel - Re-Joined - Turn 12
10.00.49	77 T. ALBERTO	On the Gravel - Re-Joined - Turn 14
10.01.48	10 A. YEGIN	Crashed - Turn 4
10.19.18	23 L. SALVADORI	On the Gravel - Re-Joined - Turn 12
10.20.48		WorldSBK SP1 On Time
10.22.05		End Of Session

Fastest Laps Sequence

No. Rider	Nat	Team	Bike	Local Time	Time	Gap	Avg
28 M. REITERBERGER	GER	alpha Racing-Van Zon-BMW	BMW S 1000 RR	09:53'49.819	1'53.003		161,741
28 M. REITERBERGER	GER	alpha Racing-Van Zon-BMW	BMW S 1000 RR	09:55'42.022	1'52.203	-0.800	162,894

14/04/2018 Start End The results are provisional until the end of the time limit for protests and appeals
 09:50 10:22 and the completion of the technical checks.

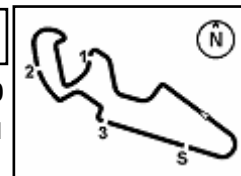
These data/results cannot be reproduced, stored and/or transmitted in whole or in part by any manner of electronic, mechanical, photocopying, recording, broadcasting or otherwise now known or herein after developed without the previous express consent by the copyright owner, except for reproduction in daily press and regular printed publications on sale to the public within 60 days of the event related to those data/results and always provided that copyright symbol appears together as follows below.

© DORNA WSBK ORGANIZATION Srl 2018



4.3

STK1000
120/01



Spanish Round, 13-14-15 April 2018

Superstock 1000 - Best Sector & Speed Free Practice 3rd Session

MotorLand Aragon 5.077 m

BEST LAP			
1	28 M. REITERBERGER	BMW S 1000 RR	1'52.203
2	15 F. SANDI	Ducati 1199 Panigale R	1'52.706
3	7 M. SCHEIB	Aprilia RSV4 RF	1'52.824
4	2 R. TAMBURINI	BMW S 1000 RR	1'52.941
5	21 F. MARINO	Yamaha YZF R1	1'53.209
6	52 A. DELBIANCO	BMW S 1000 RR	1'53.296
7	70 L. VITALI	Aprilia RSV4 RF	1'53.446
8	12 A. ANDREOZZI	Yamaha YZF R1	1'53.492
9	84 R. RUSSO	Kawasaki ZX-10RR	1'53.605
10	59 A. SCHACHT	Ducati 1199 Panigale R	1'54.248
11	23 L. SALVADORI	BMW S 1000 RR	1'54.260
12	45 J. BÜHN	BMW S 1000 RR	1'54.279
13	6 E. PUSCEDDU	BMW S 1000 RR	1'55.109
14	34 X. PINSACH	Kawasaki ZX-10RR	1'55.517
15	51 E. VIONNET	BMW S 1000 RR	1'55.796
16	16 G. RUIJU	Kawasaki ZX-10RR	1'56.099
17	46 M. CUDEVILLE	Kawasaki ZX-10RR	1'57.712
18	31 V. SUCHET	Kawasaki ZX-10RR	1'57.816
19	55 F. MARCHIONNI	Yamaha YZF R1	1'58.135
20	77 T. ALBERTO	Ducati 1199 Panigale R	1'58.735
21	10 A. YEGIN	Kawasaki ZX-10RR	2'00.208

SPEED			
1	2 R. TAMBURINI	BMW S 1000 RR	302,5
2	15 F. SANDI	Ducati 1199 Panigale R	300,8
3	7 M. SCHEIB	Aprilia RSV4 RF	300,0
4	28 M. REITERBERGER	BMW S 1000 RR	299,2
5	52 A. DELBIANCO	BMW S 1000 RR	298,3
6	21 F. MARINO	Yamaha YZF R1	297,5
7	45 J. BÜHN	BMW S 1000 RR	296,7
8	77 T. ALBERTO	Ducati 1199 Panigale R	295,1
9	16 G. RUIJU	Kawasaki ZX-10RR	295,1
10	34 X. PINSACH	Kawasaki ZX-10RR	295,1
11	70 L. VITALI	Aprilia RSV4 RF	294,3
12	84 R. RUSSO	Kawasaki ZX-10RR	293,5
13	12 A. ANDREOZZI	Yamaha YZF R1	292,7
14	51 E. VIONNET	BMW S 1000 RR	292,7
15	6 E. PUSCEDDU	BMW S 1000 RR	291,9
16	23 L. SALVADORI	BMW S 1000 RR	290,3
17	59 A. SCHACHT	Ducati 1199 Panigale R	289,5
18	31 V. SUCHET	Kawasaki ZX-10RR	288,8
19	46 M. CUDEVILLE	Kawasaki ZX-10RR	282,7
20	10 A. YEGIN	Kawasaki ZX-10RR	281,3
21	55 F. MARCHIONNI	Yamaha YZF R1	279,8

SEG. 1		SEG. 2		SEG. 3		SEG. 4		
1	28 M. REITERBERGER	31.980	1	28 M. REITERBERGER	31.417	1	2 R. TAMBURINI	26.882
2	15 F. SANDI	32.156	2	15 F. SANDI	31.780	2	7 M. SCHEIB	26.894
3	7 M. SCHEIB	32.179	3	21 F. MARINO	31.798	3	28 M. REITERBERGER	26.931
4	2 R. TAMBURINI	32.232	4	52 A. DELBIANCO	31.850	4	21 F. MARINO	26.957
5	84 R. RUSSO	32.331	5	7 M. SCHEIB	31.877	5	15 F. SANDI	26.976
6	12 A. ANDREOZZI	32.390	6	2 R. TAMBURINI	31.927	6	12 A. ANDREOZZI	26.979
7	52 A. DELBIANCO	32.436	7	70 L. VITALI	32.035	7	12 A. ANDREOZZI	26.991
8	70 L. VITALI	32.439	8	59 A. SCHACHT	32.044	8	15 F. SANDI	26.994
9	21 F. MARINO	32.478	9	84 R. RUSSO	32.063	9	70 L. VITALI	27.106
10	45 J. BÜHN	32.598	10	12 A. ANDREOZZI	32.080	10	84 R. RUSSO	27.274
11	59 A. SCHACHT	32.659	11	45 J. BÜHN	32.143	11	16 G. RUIJU	27.306
12	23 L. SALVADORI	32.663	12	23 L. SALVADORI	32.200	12	34 X. PINSACH	27.333
13	6 E. PUSCEDDU	32.896	13	6 E. PUSCEDDU	32.348	13	23 L. SALVADORI	27.354
14	51 E. VIONNET	32.897	14	34 X. PINSACH	32.575	14	59 A. SCHACHT	27.360
15	34 X. PINSACH	32.998	15	16 G. RUIJU	32.670	15	6 E. PUSCEDDU	27.373
16	16 G. RUIJU	33.132	16	51 E. VIONNET	32.723	16	51 E. VIONNET	27.628
17	46 M. CUDEVILLE	33.678	17	31 V. SUCHET	32.921	17	31 V. SUCHET	27.840
18	31 V. SUCHET	33.743	18	55 F. MARCHIONNI	33.029	18	46 M. CUDEVILLE	27.906
19	55 F. MARCHIONNI	33.852	19	46 M. CUDEVILLE	33.067	19	77 T. ALBERTO	27.960
20	77 T. ALBERTO	34.194	20	77 T. ALBERTO	33.426	20	55 F. MARCHIONNI	27.997
21	10 A. YEGIN	34.502	21	10 A. YEGIN	33.675	21	10 A. YEGIN	28.560

14/04/2018

These data/results cannot be reproduced, stored and/or transmitted in whole or in part by any manner of electronic, mechanical, photocopying, recording, broadcasting or otherwise now known or herein after developed without the previous express consent by the copyright owner, except for reproduction in daily press and regular printed publications on sale to the public within 60 days of the event related to those data/results and always provided that copyright symbol appears together as follows below.

© DORNA WSBK ORGANIZATION Srl 2018

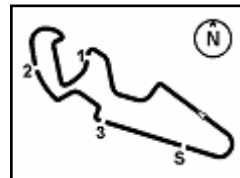
FICR PERUGIA TIMING



Official Tyre Supplier



Official Timekeeper



MotorLand Aragon 5.077 m

Spanish Round, 13-14-15 April 2018

Superstock 1000 - Ideal Time Free Practice 3rd Session

No. Rider	Nat	Bike	Seg. 1	Seg. 2	Seg. 3	Seg. 4	Ideal Time		
			Diff. 1	Diff. 2	Diff. 3	Diff. 4	Best Lap	Pos.	Diff.
1	28 M. REITERBERGER	GER BMW S 1000 RR	31.980 0.060	31.417	21.528 0.287	26.931	1'51.856 1'52.203	1	0.347
2	15 F. SANDI	ITA Ducati 1199 Panigale R	32.156	31.780	21.776	26.994	1'52.706 1'52.706	2	
3	7 M. SCHEIB	CHI Aprilia RSV4 RF	32.179	31.877	21.760 0.107	26.894 0.007	1'52.710 1'52.824	3	0.114
4	2 R. TAMBURINI	ITA BMW S 1000 RR	32.232	31.927 0.041	21.849	26.882 0.010	1'52.890 1'52.941	4	0.051
5	21 F. MARINO	FRA Yamaha YZF R1	32.478 0.004	31.798 0.109	21.774 0.089	26.957	1'53.007 1'53.209	5	0.202
6	52 A. DELBIANCO	ITA BMW S 1000 RR	32.436 0.173	31.850	21.861	26.976	1'53.123 1'53.296	6	0.173
7	12 A. ANDREOZZI	ITA Yamaha YZF R1	32.390	32.080 0.009	21.800 0.186	26.991 0.036	1'53.261 1'53.492	8	0.231
8	70 L. VITALI	ITA Aprilia RSV4 RF	32.439 0.039	32.035	21.827	27.106	1'53.407 1'53.446	7	0.039
9	84 R. RUSSO	ITA Kawasaki ZX-10RR	32.331 0.030	32.063 0.049	21.775	27.274 0.083	1'53.443 1'53.605	9	0.162
10	45 J. BÜHN	GER BMW S 1000 RR	32.598 0.184	32.143 0.077	22.106 0.066	26.979 0.126	1'53.826 1'54.279	12	0.453
11	59 A. SCHACHT	DEN Ducati 1199 Panigale R	32.659 0.067	32.044 0.125	21.993	27.360	1'54.056 1'54.248	10	0.192
12	23 L. SALVADORI	ITA BMW S 1000 RR	32.663 0.040	32.200	22.003	27.354	1'54.220 1'54.260	11	0.040
13	6 E. PUSCEDDU	ITA BMW S 1000 RR	32.896 0.076	32.348 0.095	22.321	27.373	1'54.938 1'55.109	13	0.171
14	34 X. PINSACH	ESP Kawasaki ZX-10RR	32.998	32.575 0.078	22.436	27.333 0.097	1'55.342 1'55.517	14	0.175
15	51 E. VIONNET	SUI BMW S 1000 RR	32.897	32.723	22.299 0.130	27.628 0.119	1'55.547 1'55.796	15	0.249
16	16 G. RUIU	ITA Kawasaki ZX-10RR	33.132	32.670 0.320	22.566 0.045	27.306 0.060	1'55.674 1'56.099	16	0.425
17	46 M. CUDEVILLE	FRA Kawasaki ZX-10RR	33.678	33.067 0.164	22.554 0.206	27.906 0.137	1'57.205 1'57.712	17	0.507
18	31 V. SUCHET	SUI Kawasaki ZX-10RR	33.743 0.060	32.921 0.166	22.950 0.136	27.840	1'57.454 1'57.816	18	0.362
19	55 F. MARCHIONNI	ITA Yamaha YZF R1	33.852 0.251	33.029 0.170	22.836	27.997	1'57.714 1'58.135	19	0.421
20	77 T. ALBERTO	PHI Ducati 1199 Panigale R	34.194 0.179	33.426 0.128	22.762	27.960 0.086	1'58.342 1'58.735	20	0.393
21	10 A. YEGIN	TUR Kawasaki ZX-10RR	34.502 0.111	33.675	23.360	28.560	2'00.097 2'00.208	21	0.111
Overall Ideal Time			31.980	31.417	21.528	26.882	1'51.807		

14/04/2018

These data/results cannot be reproduced, stored and/or transmitted in whole or in part by any manner of electronic, mechanical, photocopying, recording, broadcasting or otherwise now known or herein after developed without the previous express consent by the copyright owner, except for reproduction in daily press and regular printed publications on sale to the public within 60 days of the event related to those data/results and always provided that copyright symbol appears together as follows below.

© DORNA WSBK ORGANIZATION Srl 2018

PIRELLI PERUGIA TIMING


Official Tyre Supplier

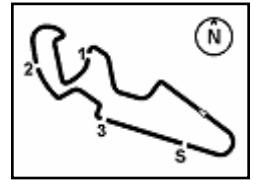


Official Timekeeper



4.5

STK1000
120/01



MotorLand Aragon 5.077 m

Spanish Round, 13-14-15 April 2018

Superstock 1000 - Chronological Analysis Free Practice 3rd Session

1 / 3

1° 28 M. REITERBERGER (1'52.203)

Lap	Seg.1	Seg.2	Seg.3	Seg.4	Lap Time	km/h	Local Time
1		33.606	22.837	27.348	290,3	9:51'56.816	
2	32.413	31.843	21.746	27.001	1'53.003	291,9	9:53'49.819
3	32.040	31.417	21.815	26.931	1'52.203	292,7	9:55'42.022
4	32.312	31.664	21.528	27.053	1'52.557	291,9	9:57'34.579
5	32.252	31.582	21.703	27.162	1'52.699	291,1	9:59'27.278
6	32.113	31.952	21.686	33.712	1'59.463P	291,1	10:01'26.741
7	4'59.232	32.825	22.022	27.013	6'21.092P	292,7	10:07'47.833
8	32.258	31.610	21.578	27.106	1'52.552	292,7	10:09'40.385
9	31.980	31.723	21.723	27.270	1'52.696	299,2	10:11'33.081
10	32.488	32.985	22.217	27.150	1'54.840	293,5	10:13'27.921
11	32.008	31.657	21.550	27.058	1'52.273	295,9	10:15'20.194
12	33.159	31.755	21.614	27.111	1'53.639	294,3	10:17'13.833
13	32.140	31.846	21.623	27.151	1'52.760	294,3	10:19'06.593
14	32.290	31.857	21.575	27.266	1'52.988	294,3	10:20'59.581

5° 21 F. MARINO (1'53.209)

Lap	Seg.1	Seg.2	Seg.3	Seg.4	Lap Time	km/h	Local Time
1		33.346	23.609	27.934	289,5	9:53'15.086	
2	32.938	31.853	21.774	27.094	1'53.659	294,3	9:55'08.745
3	32.482	31.907	21.863	26.957	1'53.209	295,1	9:57'01.954
4	32.513	31.833	22.119	27.090	1'53.555	294,3	9:58'55.509
5	32.642	31.798	21.978	27.132	1'53.550	293,5	10:00'49.059
6	32.478	33.880	22.343	33.520	2'02.221P	293,5	10:02'51.280
7	3'06.966	32.540	23.430	27.304	4'30.240P	291,9	10:07'21.520
8	32.529	31.839	21.798	27.095	1'53.261	294,3	10:09'14.781
9	32.485	31.859	21.921	27.073	1'53.338	295,1	10:11'08.119
10	32.630	31.966	21.922	27.129	1'53.647	292,7	10:13'01.766
11	32.507	31.912	21.904	27.077	1'53.400	295,9	10:14'55.166
12	32.596	32.006	21.952	27.059	1'53.613	297,5	10:16'48.779
13	34.347	40.960	22.259	28.325	2'05.891	281,3	10:18'54.670
14	32.502	31.918	22.094	27.122	1'53.636	295,1	10:20'48.306

2° 15 F. SANDI (1'52.706)

Lap	Seg.1	Seg.2	Seg.3	Seg.4	Lap Time	km/h	Local Time
1		33.404	22.740	27.755	291,9	9:52'47.858	
2	33.245	32.510	22.212	27.210	1'55.177	292,7	9:54'43.035
3	34.896	33.739	22.563	27.375	1'58.573	291,9	9:56'41.608
4	32.705	32.372	22.184	27.276	1'54.537	293,5	9:58'36.145
5	34.208	34.415	22.691	34.682	2'05.996P	291,9	10:00'42.141
6	3'50.694	32.727	23.285	27.199	5'13.905P	291,1	10:05'56.046
7	32.156	31.780	21.776	26.994	1'52.706	293,5	10:07'48.752
8	32.170	31.796	21.895	27.023	1'52.884	295,9	10:09'41.636
9	32.693	32.882	22.174	27.039	1'54.788	295,1	10:11'36.424
10	32.920	32.321	22.036	27.239	1'54.516	300,8	10:13'30.940
11	32.533	32.172	22.494	27.103	1'54.302	294,3	10:15'25.242
12	32.464	32.272	22.315	27.363	1'54.414	293,5	10:17'19.656
13	32.308	32.202	21.965	27.172	1'53.647	294,3	10:19'13.303
14	32.592	32.256	22.164	27.298	1'54.310	293,5	10:21'07.613

6° 52 A. DELBIANCO (1'53.296)

Lap	Seg.1	Seg.2	Seg.3	Seg.4	Lap Time	km/h	Local Time
1		33.048	22.376	30.177	201,5	9:53'03.095	
2	33.287	32.046	24.609	27.813	1'57.755	294,3	9:55'00.850
3	32.778	32.434	22.428	27.052	1'54.692	297,5	9:56'55.542
4	32.599	31.972	28.769	27.250	2'00.590	297,5	9:58'56.132
5	32.609	31.850	21.861	26.976	1'53.296	298,3	10:00'49.428
6	32.436	32.143	21.941	27.226	1'53.746	295,9	10:02'43.174
7	36.198	32.968	22.471	33.087	2'04.724P	291,1	10:04'47.898
8	6'00.217	32.973	23.863	27.231	7'24.284P	296,7	10:12'12.182
9	32.794	34.079	24.290	27.388	1'58.551	295,1	10:14'10.733
10	32.833	34.408	31.342	27.368	2'05.951	298,3	10:16'16.684
11	32.681	32.445	26.045	27.310	1'58.481	298,3	10:18'15.165
12	33.109	32.338	22.118	27.364	1'54.929	295,1	10:20'10.094

3° 7 M. SCHEIB (1'52.824)

Lap	Seg.1	Seg.2	Seg.3	Seg.4	Lap Time	km/h	Local Time
1		33.731	23.506	30.689	208,1	9:53'02.948	
2	33.888	33.173	22.721	27.535	1'57.317	294,3	9:55'00.265
3	33.195	32.600	22.637	27.300	1'55.732	300,0	9:56'55.997
4	32.791	32.576	27.946	33.498	2'06.811P	298,3	9:59'02.808
5	5'28.826	32.096	21.760	26.894	6'49.576P	294,3	10:05'52.384
6	32.179	31.877	21.867	26.901	1'52.824	294,3	10:07'45.208
7	32.328	32.017	21.890	27.001	1'53.236	292,7	10:09'38.444
8	32.504	32.096	22.163	27.155	1'53.918	295,9	10:11'32.362
9	32.647	32.349	21.896	27.052	1'53.944	294,3	10:13'26.306
10	32.401	32.145	21.875	27.003	1'53.424	295,1	10:15'19.730
11	45.098	33.061	24.404	27.225	2'09.788	294,3	10:17'29.518
12	32.653	32.279	25.252	27.244	1'57.428	295,1	10:19'26.946
13	32.577	32.147	24.138	32.481	2'01.343P	295,1	10:21'28.289

7° 70 L. VITALI (1'53.446)

Lap	Seg.1	Seg.2	Seg.3	Seg.4	Lap Time	km/h	Local Time
1		36.254	24.839	28.513	279,8	9:52'16.591	
2	34.098	32.898	22.511	27.508	1'57.015	292,7	9:54'13.606
3	32.821	33.016	22.351	27.611	1'55.799	290,3	9:56'09.405
4	32.812	32.650	22.248	27.586	1'55.296	291,1	9:58'04.701
5	32.737	32.691	22.235	27.480	1'55.143	291,1	9:59'59.844
6	36.377	32.585	22.237	27.526	1'58.725	291,1	10:01'58.569
7	32.976	33.454	22.674	33.088	2'02.192P	285,0	10:04'00.761
8	3'49.173	32.987	25.518	27.241	5'14.919P	291,9	10:09'15.680
9	32.478	32.035	21.827	27.106	1'53.446	294,3	10:11'09.126
10	32.439	32.201	21.963	27.174	1'53.777	292,7	10:13'02.903
11	32.459	32.318	21.878	27.320	1'53.975	293,5	10:14'56.878
12	32.545	32.367	21.966	27.307	1'54.185	294,3	10:16'51.063
13	35.726	35.064	23.133	30.926	2'04.849	276,2	10:18'55.912
14	32.971	32.509	22.410	30.565	1'58.455	282,7	10:20'54.367

4° 2 R. TAMBURINI (1'52.941)

Lap	Seg.1	Seg.2	Seg.3	Seg.4	Lap Time	km/h	Local Time
1		36.473	24.886	28.352	290,3	9:55'21.398	
2	35.007	33.817	23.803	27.659	2'00.286	291,1	9:57'21.684
3	33.213	32.695	22.303	27.353	1'55.564	292,7	9:59'17.248
4	32.723	32.400	22.159	27.291	1'54.573	291,9	10:01'11.821
5	32.815	32.526	22.196	27.441	1'54.978	292,7	10:03'06.799
6	32.839	32.816	25.341	34.605	2'05.601P	293,5	10:05'12.400
7	4'41.534	33.431	22.575	27.161	6'04.701P	293,5	10:11'17.101
8	32.489	31.949	21.886	26.929	1'53.253	293,5	10:13'10.354
9	32.232	31.968	21.849	26.892	1'52.941	295,1	10:15'03.295
10	33.099	34.198	23.640	27.290	1'58.227	294,3	10:17'01.522
11	32.491	31.927	21.852	27.045	1'53.315	302,5	10:18'54.837
12	32.642	32.034	22.005	26.882	1'53.563	302,5	10:20'48.400

8° 12 A. ANDREOZZI (1'53.492)

Lap	Seg.1	Seg.2	Seg.3	Seg.4	Lap Time	km/h	Local Time
1		37.428	25.111	29.119	279,1	9:54'14.174	
2	34.001	36.698	23.583	28.543	2'02.825	288,8	9:56'16.999
3	33.982	32.786	22.489	27.410	1'56.667	290,3	9:58'13.666
4	37.818	34.119	23.426	27.436	2'02.799	288,8	10:00'16.465
5	33.059	32.943	22.481	27.274	1'55.757	291,9	10:02'12.222
6	37.626	33.937	23.012	35.148	2'09.723P	285,7	10:04'21.945
7	5'55.163	32.759	22.292	28.380	7'18.594P	284,2	10:11'40.539
8	32.722	32.080	21.800	26.991	1'53.593	291,1	10:13'34.132
9	32.471	32.129	22.992	27.410	1'55.002	288,8	10:15'29.134
10	32.390	32.089	21.986	27.027	1'53.492	292,7	10:17'22.626
11	32.440	32.163	22.091	27.077	1'53.771	290,3	10:19'16.397
12	32.806	38.721	30.233	56.741	2'38.501P	124,0	10:21'54.898

14/04/2018 P = Pits In/Out - C = Lap Time Cancelled

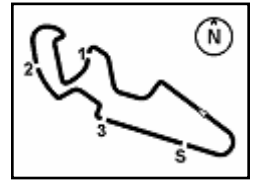
These data/results cannot be reproduced, stored and/or transmitted in whole or in part by any manner of electronic, mechanical, photocopying, recording, broadcasting or otherwise now known or herein after developed without the previous express consent by the copyright owner, except for reproduction in daily press and regular printed publications on sale to the public within 60 days of the event related to those data/results and always provided that copyright symbol appears together as follows below.

© DORNA WSBK ORGANIZATION Srl 2018

FICR PERUGIA TIMING



Official Tyre Supplier


4.5
STK1000
120/01


MotorLand Aragon 5.077 m

Spanish Round, 13-14-15 April 2018
Superstock 1000 - Chronological Analysis Free Practice 3rd Session
2 / 3

9° 84 R. RUSSO (1'53.605)							
Lap	Seg.1	Seg.2	Seg.3	Seg.4	Lap Time	km/h	Local Time
1		34.893	25.065	28.963		284,2	9:52'28.580
2	33.817	32.909	22.329	27.797	1'56.852	291,9	9:54'25.432
3	33.181	32.602	22.126	27.666	1'55.575	293,5	9:56'21.007
4	36.591	33.363	22.659	34.938	2'07.551P	289,5	9:58'28.558
5	3'51.388	33.735	23.354	27.664	5'16.141P	288,0	10:03'44.699
6	32.361	32.112	21.775	27.357	1'53.605	289,5	10:05'38.304
7	32.331	32.199	21.973	27.274	1'53.777	291,1	10:07'32.081
8	32.375	32.105	21.907	27.347	1'53.734	290,3	10:09'25.815
9	35.318	33.153	22.791	34.309	2'05.571P	290,3	10:11'31.386
10	2'57.268	32.966	22.524	27.544	4'20.302P	291,1	10:15'51.688
11	32.491	32.063	21.953	27.532	1'54.039	290,3	10:17'45.727
12	33.758	36.884	22.618	37.431	2'10.691P	246,0	10:19'56.418

10° 59 A. SCHACHT (1'54.248)							
Lap	Seg.1	Seg.2	Seg.3	Seg.4	Lap Time	km/h	Local Time
1		36.057	23.513	29.079		281,3	9:53'05.238
2	33.818	33.191	22.556	27.923	1'57.488	285,7	9:55'02.726
3	33.379	32.779	22.381	27.945	1'56.484	286,5	9:56'59.210
4	33.146	32.553	22.510	27.920	1'56.129	285,7	9:58'55.339
5	33.704	32.570	22.185	27.859	1'56.318	284,2	10:00'51.657
6	33.679	33.103	22.658	34.681	2'04.121P	281,3	10:02'55.778
7	6'59.234	32.917	22.395	27.626	8'22.172P	288,8	10:11'17.950
8	32.726	32.169	21.993	27.360	1'54.248	288,8	10:13'12.198
9	32.659	32.044	21.999	27.684	1'54.386	288,0	10:15'06.584
10	33.022	32.398	22.438	27.656	1'55.514	289,5	10:17'02.098
11	32.715	32.312	22.113	27.564	1'54.704	288,8	10:18'56.802
12	32.825	32.421	22.373	29.099	1'56.718	281,3	10:20'53.520

11° 23 L. SALVADORI (1'54.260)							
Lap	Seg.1	Seg.2	Seg.3	Seg.4	Lap Time	km/h	Local Time
1		34.248	24.166	30.676		213,4	9:53'03.228
2	33.757	32.494	22.554	27.963	1'56.768	284,2	9:54'59.996
3	33.253	32.476	22.552	27.391	1'55.672	288,0	9:56'55.668
4	34.504	33.441	23.924	37.982	2'09.851P	271,4	9:59'05.519
5	4'19.921	34.258	23.235	28.085	5'45.499P	284,2	10:04'51.018
6	33.492	32.826	22.540	38.292	2'07.150P	283,5	10:06'58.168
7	5'18.851	36.315	23.482	28.467	6'47.115P	286,5	10:13'45.283
8	35.627	35.298	23.267	32.966	2'07.158	226,9	10:15'52.441
9	32.703	32.200	22.003	27.354	1'54.260	290,3	10:17'46.701
10	32.663	32.667	30.104	32.843	2'08.277	286,5	10:19'54.978
11	37.870	34.189	23.465	28.738	2'04.262	286,5	10:21'59.240

12° 45 J. BÜHN (1'54.279)							
Lap	Seg.1	Seg.2	Seg.3	Seg.4	Lap Time	km/h	Local Time
1		36.635	24.684	29.304		275,5	9:52'16.094
2	34.676	34.759	24.332	28.403	2'02.170	288,0	9:54'18.264
3	32.885	32.500	22.380	26.979	1'54.744	296,7	9:56'13.008
4	33.486	32.677	22.106	27.261	1'55.530	295,9	9:58'08.538
5	32.799	32.279	22.180	27.273	1'54.531	293,5	10:00'03.069
6	32.782	32.220	22.172	27.105	1'54.279	293,5	10:01'57.348
7	34.357	32.860	22.776	34.636	2'04.629P	283,5	10:04'01.977
8	5'36.110	33.946	22.935	27.349	7'00.340P	292,7	10:11'02.317
9	32.707	32.143	22.263	27.323	1'54.436	292,7	10:12'56.753
10	32.632	32.200	22.342	27.167	1'54.341	295,1	10:14'51.094
11	32.598	32.418	22.927	27.544	1'55.487	292,7	10:16'46.581
12	32.698	32.292	23.718	28.576	1'57.284	283,5	10:18'43.865
13	32.689	32.265	22.115	27.268	1'54.337	294,3	10:20'38.202

13° 6 E. PUSCEDDU (1'55.109)							
Lap	Seg.1	Seg.2	Seg.3	Seg.4	Lap Time	km/h	Local Time
1		41.475	26.340	29.332		266,0	9:52'16.327

2	34.653	33.163	22.935	27.684	1'58.435	291,9	9:54'14.762
3	33.380	32.544	23.132	27.477	1'56.533	291,9	9:56'11.295
4	33.154	32.522	22.708	27.468	1'55.852	288,8	9:58'07.147
5	34.978	34.719	24.221	38.114	2'12.032P	247,1	10:00'19.179
6	4'13.492	32.747	23.248	27.900	5'37.387P	290,3	10:05'56.566
7	32.947	32.348	22.341	27.493	1'55.129	289,5	10:07'51.695
8	32.972	32.443	22.321	27.373	1'55.109	289,5	10:09'46.804
9	34.338	33.220	23.864	27.677	1'59.099	288,0	10:11'45.903
10	32.925	32.478	22.457	27.651	1'55.511	288,8	10:13'41.414
11	32.896	32.669	22.356	27.734	1'55.655	288,0	10:15'37.069
12	42.694	36.967	23.230	27.641	2'10.532	291,9	10:17'47.601
13	33.313	32.707	22.683	27.896	1'56.599	287,2	10:19'44.200
14	33.280	32.711	22.447	27.889	1'56.327	289,5	10:21'40.527

14° 34 X. PINSACH (1'55.517)							
Lap	Seg.1	Seg.2	Seg.3	Seg.4	Lap Time	km/h	Local Time
1		34.271	23.477	27.889		288,8	9:52'26.941
2	33.404	32.575	22.695	27.457	1'56.131	290,3	9:54'23.072
3	33.117	32.684	22.748	27.393	1'55.942	292,7	9:56'19.014
4	33.373	32.697	22.802	27.333	1'56.205	295,1	9:58'15.219
5	34.971	39.889	23.496	27.646	2'06.002	291,1	10:00'21.221
6	33.276	32.673	22.562	27.338	1'55.849	292,7	10:02'17.070
7	33.215	32.832	22.507	27.497	1'56.051	290,3	10:04'13.121
8	33.339	33.052	22.553	27.499	1'56.443	288,8	10:06'09.564
9	34.495	33.190	22.958	27.809	1'58.452	288,0	10:08'08.016
10	33.300	32.666	22.567	27.447	1'55.980	291,9	10:10'03.996
11	33.427	37.428	22.868	27.893	2'01.616	289,5	10:12'05.612
12	33.081	32.709	22.570	27.525	1'55.885	291,9	10:14'01.497
13	33.918	33.976	22.744	27.905	1'58.543	289,5	10:16'00.040
14	33.203	32.914	22.561	27.401	1'56.079	291,9	10:17'56.119
15	33.104	32.686	22.535	27.739	1'56.064	290,3	10:19'52.183
16	32.998	32.653	22.436	27.430	1'55.517	292,7	10:21'47.700

15° 51 E. VIONNET (1'55.796)							
Lap	Seg.1	Seg.2	Seg.3	Seg.4	Lap Time	km/h	Local Time
1		34.651	23.080	28.008		290,3	9:51'59.873
2	33.575	32.809	22.586	28.104	1'57.074	290,3	9:53'56.947
3	35.496	33.033	22.340	27.751	1'58.620	290,3	9:55'55.567
4	33.650	32.772	29.659	34.142	2'10.223P	287,2	9:58'05.790
5	5'45.830	33.489	22.634	27.714	7'09.667P	289,5	10:05'15.457
6	33.279	32.766	22.299	27.639	1'55.983	289,5	10:07'11.440
7	32.897	32.723	22.429	27.747	1'55.796	288,8	10:09'07.236
8	33.908	33.291	22.648	33.537	2'03.384P	291,1	10:11'10.620
9	2'28.274	32.987	22.645	27.744	3'51.650P	290,3	10:15'02.270
10	33.208	32.736	22.494	27.628	1'56.066	291,9	10:16'58.336
11	33.256	32.839	22.734	28.366	1'57.195	292,7	10:18'55.531
12	33.245	33.050	22.989	27.968	1'57.252	291,1	10:20'52.783

16° 16 G. RUIU (1'56.099)							
Lap	Seg.1	Seg.2	Seg.3	Seg.4	Lap Time	km/h	Local Time
1		35.389	24.659	28.776		287,2	9:52'17.779
2	34.231	33.321	23.119	27.772	1'58.443	292,7	9:54'16.222
3	33.533	33.024	24.118	29.936	2'00.611	283,5	9:56'16.833
4	34.599	32.996	22.688	27.398	1'57.681	295,1	9:58'14.514
5	35.451	35.399	24.574	27.494	2'02.918	294,3	10:00'17.432
6	33.491	32.726	22.895	27.306	1'56.418	294,3	10:02'13.850
7	33.289	33.114	22.831	27.661	1'56.895	289,5	10:04'10.745
8	35.279	34.746	24.669	36.922	2'11.616P	280,5	10:06'22.361
9	3'46.141	34.080	22.955	27.640	5'10.816P	293,5	10:11'33.177
10	33.505	32.816	22.566	27.381	1'56.268	292,7	10:13'29.445
11	33.312	32.670	23.337	27.606	1'56.925	294,3	10:15'26.370
12	33.132	32.990	22.611	27.366	1'56.099	292,7	10:17'22.469
13	33.221	32.853	22.693	27.399	1'56.166	293,5	10:19'18.635
14	33.403	33.691	24.624	28.188	1'59.906	285,0	10:21'18.541

14/04/2018

P = Pits In/Out - C = Lap Time Cancelled

These data/results cannot be reproduced, stored and/or transmitted in whole or in part by any manner of electronic, mechanical, photocopying, recording, broadcasting or otherwise now known or herein after developed without the previous express consent by the copyright owner, except for reproduction in daily press and regular printed publications on sale to the public within 60 days of the event related to those data/results and always provided that copyright symbol appears together as follows below.

© DORNA WSBK ORGANIZATION Srl 2018

PIRELLI PERUGIA TIMING

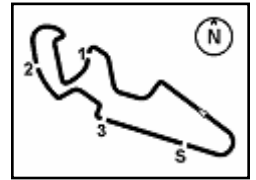

Official Tyre Supplier



Official Timekeeper



4.5
STK1000
120/01



MotorLand Aragon 5.077 m

3 / 3

Spanish Round, 13-14-15 April 2018

Superstock 1000 - Chronological Analysis Free Practice 3rd Session

17° 46 M. CUDEVILLE (1'57.712)							
Lap	Seg.1	Seg.2	Seg.3	Seg.4	Lap Time	km/h	Local Time
1		37.090	24.695	29.142		276,9	9:52'08.856
2	35.546	34.841	23.763	28.824	2'02.974	276,2	9:54'11.830
3	34.287	33.843	23.298	28.581	2'00.009	279,1	9:56'11.839
4	34.076	33.666	22.950	28.364	1'59.056	281,3	9:58'10.895
5	33.925	33.229	23.270	28.432	1'58.856	279,1	10:00'09.751
6	38.952	34.223	23.425	35.994	2'12.594P	282,7	10:02'22.345
7	7'40.270	36.423	24.895	28.423	9'10.011P	276,9	10:11'32.356
8	33.770	34.142	22.759	27.906	1'58.577	282,7	10:13'30.933
9	42.965	33.817	22.554	27.967	2'07.303	281,3	10:15'38.236
10	33.679	33.067	22.703	28.297	1'57.746	279,8	10:17'35.982
11	33.678	33.231	22.760	28.043	1'57.712	280,5	10:19'33.694
12	38.762	35.122	23.365	28.921	2'06.170	276,9	10:21'39.864

3	34.502	33.867	40.789	29.775	2'18.933	276,2	9:56'52.537
4	34.986	33.775	30.433	28.798	2'07.992	278,4	9:59'00.529
5	34.613	33.675	23.360	28.560	2'00.208	281,3	10:01'00.737

18° 31 V. SUCHET (1'57.816)							
Lap	Seg.1	Seg.2	Seg.3	Seg.4	Lap Time	km/h	Local Time
1		36.366	24.612	28.870		288,0	9:52'09.098
2	35.545	34.773	24.215	28.775	2'03.308	287,2	9:54'12.406
3	34.512	33.143	24.387	28.131	2'00.173	288,8	9:56'12.579
4	34.488	33.352	24.062	28.329	2'00.231	286,5	9:58'12.810
5	34.406	33.306	23.390	28.157	1'59.259	285,7	10:00'12.069
6	34.859	34.085	23.609	34.977	2'07.530P	282,7	10:02'19.599
7	6'17.211	34.408	23.444	28.371	7'43.434P	281,3	10:10'03.033
8	34.094	32.921	22.950	28.018	1'57.983	284,2	10:12'01.016
9	33.743	33.032	23.851	27.948	1'58.574	284,2	10:13'59.590
10	33.803	33.087	23.086	27.840	1'57.816	285,7	10:15'57.406
11	34.843	35.031	23.220	27.950	2'01.044	287,2	10:17'58.450
12	33.809	33.983	23.375	31.098	2'02.265	258,4	10:20'00.715

19° 55 F. MARCHIONNI (1'58.135)							
Lap	Seg.1	Seg.2	Seg.3	Seg.4	Lap Time	km/h	Local Time
1		35.759	24.088	28.687		276,2	9:53'38.723
2	34.326	33.630	22.971	28.482	1'59.409	277,6	9:55'38.132
3	40.115	36.463	24.734	37.998	2'19.310P	254,1	9:57'57.442
4	3'34.954	35.406	23.350	28.322	5'02.032P	276,2	10:02'59.474
5	34.602	34.105	24.342	37.202	2'10.251P	271,4	10:05'09.725
6	5'34.158	38.449	29.097	28.644	7'10.348P	276,9	10:12'20.073
7	34.103	33.199	22.836	27.997	1'58.135	279,8	10:14'18.208
8	33.852	33.437	23.106	28.025	1'58.420	278,4	10:16'16.628
9	33.983	33.029	23.031	28.371	1'58.414	278,4	10:18'15.042
10	38.497	38.312	26.115	38.596	2'21.520P	245,5	10:20'36.562

20° 77 T. ALBERTO (1'58.735)							
Lap	Seg.1	Seg.2	Seg.3	Seg.4	Lap Time	km/h	Local Time
1		36.393	24.483	29.179		290,3	9:53'05.804
2	34.703	34.411	23.187	28.506	2'00.807	291,1	9:55'06.611
3	35.186	34.160	23.340	28.306	2'00.992	294,3	9:57'07.603
4	34.955	34.121	22.963	28.334	2'00.373	290,3	9:59'07.976
5	36.805	34.286	39.807	29.429	2'20.327	291,9	10:01'28.303
6	35.174	33.883	23.045	53.363	2'25.465P	292,7	10:03'53.768
7	3'29.241	35.388	23.729	28.414	4'56.772P	291,9	10:08'50.540
8	34.880	33.715	23.001	27.960	1'59.556	292,7	10:10'50.096
9	34.362	33.583	23.077	28.270	1'59.292	291,1	10:12'49.388
10	34.194	33.653	22.943	28.114	1'58.904	292,7	10:14'48.292
11	34.232	33.426	23.243	28.213	1'59.114	285,0	10:16'47.406
12	34.373	33.554	22.762	28.046	1'58.735	295,1	10:18'46.141
13	34.210	33.837	29.542	30.803	2'08.392	274,1	10:20'54.533

21° 10 A. YEGIN (2'00.208)							
Lap	Seg.1	Seg.2	Seg.3	Seg.4	Lap Time	km/h	Local Time
1		36.531	24.501	29.015		280,5	9:52'30.746
2	34.990	34.759	24.194	28.915	2'02.858	277,6	9:54'33.604

14/04/2018

P = Pits In/Out - C = Lap Time Cancelled

These data/results cannot be reproduced, stored and/or transmitted in whole or in part by any manner of electronic, mechanical, photocopying, recording, broadcasting or otherwise now known or herein after developed without the previous express consent by the copyright owner, except for reproduction in daily press and regular printed publications on sale to the public within 60 days of the event related to those data/results and always provided that copyright symbol appears together as follows below.

© DORNA WSBK ORGANIZATION Srl 2018

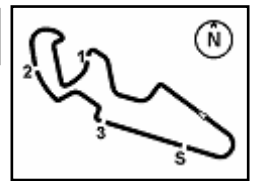
FIKR PERUGIA TIMING



Official Tyre Supplier

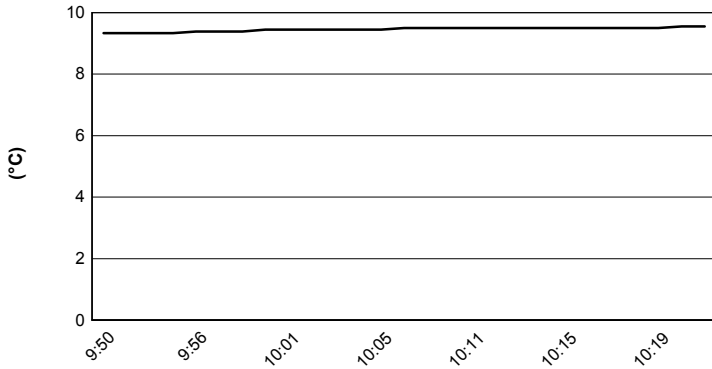


Official Timekeeper

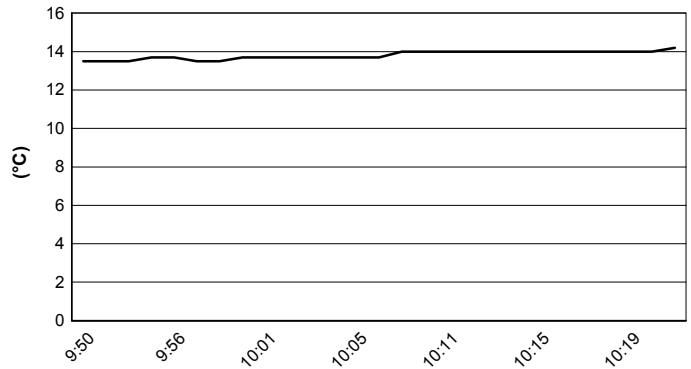


Spanish Round, 13-14-15 April 2018
Superstock 1000 - Weather Report Free Practice 3rd Session
 Session started 09:50 - Session ended 10:22

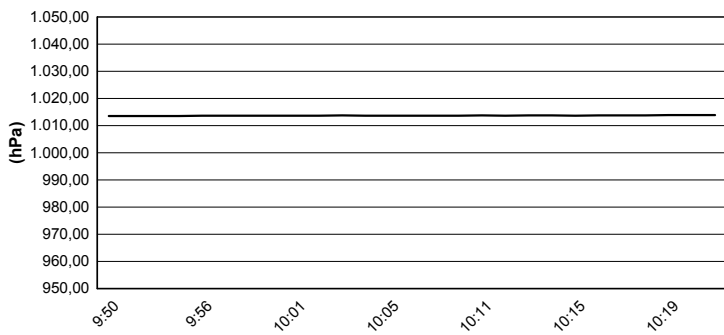
Air Temperature



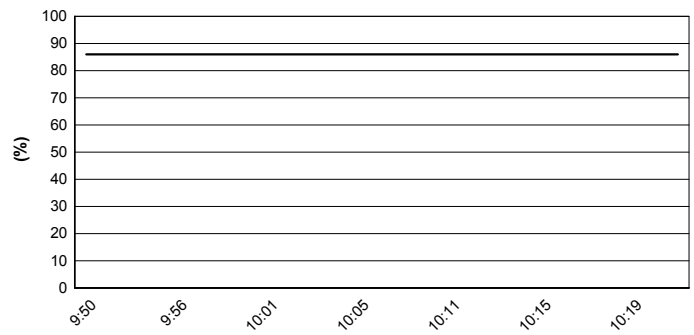
Track Temperature



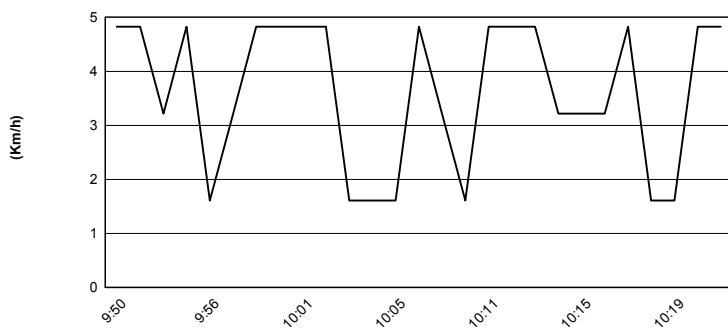
Air Pressure



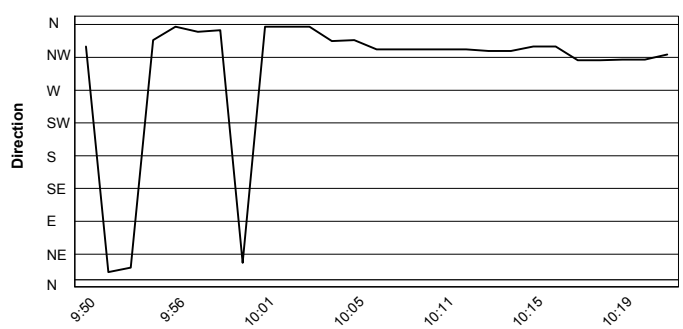
Humidity



Wind Speed



Wind Direction



14/04/2018

These data/results cannot be reproduced, stored and/or transmitted in whole or in part by any manner of electronic, mechanical, photocopying, recording, broadcasting or otherwise now known or herein after developed without the previous express consent by the copyright owner, except for reproduction in daily press and regular printed publications on sale to the public within 60 days of the event related to those data/results and always provided that copyright symbol appears together as follows below.

© DORNA WSBK ORGANIZATION Srl 2018

