

5.1
STK1000
120/01

MotorLand Aragon 5.077 m

1 / 2

Spanish Round, 13-14-15 April 2018

Superstock 1000 - Results Qualifying

No.	Rider	Nat	Team	Bike	Time	Gap	Rel.	Laps	Speed	
									Avg	Max
1	28 M. REITERBERGER	GER	alpha Racing-Van Zon-BMW	BMW S 1000 RR	1'51.427			11	164,028	293,5
2	2 R. TAMBURINI	ITA	Berclaz Racing Team SA	BMW S 1000 RR	1'51.985	0.558	0.558	10	163,211	294,3
3	15 F. SANDI	ITA	MOTOCORSA Racing	Ducati 1199 Panigale R	1'52.006	0.579	0.021	13	163,181	298,3
4	7 M. SCHEIB	CHI	Aprilia Racing Team	Aprilia RSV4 RF	1'52.055	0.628	0.049	11	163,109	295,1
5	45 J. BÜHN	GER	alpha Racing-Van Zon-BMW	BMW S 1000 RR	1'52.853	1.426	0.798	11	161,956	300,0
6	70 L. VITALI	ITA	Aprilia Racing Team	Aprilia RSV4 RF	1'53.022	1.595	0.169	11	161,714	295,1
7	21 F. MARINO	FRA	URBIS Yamaha Motoxrcing STK Team	Yamaha YZF R1	1'53.130	1.703	0.108	9	161,559	295,9
8	12 A. ANDREOZZI	ITA	SPEED ACTION	Yamaha YZF R1	1'53.160	1.733	0.030	11	161,516	290,3
9	6 E. PUSCEDDU	ITA	D.K. Racing	BMW S 1000 RR	1'53.726	2.299	0.566	11	160,713	292,7
10	52 A. DELBIANCO	ITA	GULF ALTHEA BMW Racing Team	BMW S 1000 RR	1'53.743	2.316	0.017	10	160,689	298,3
11	23 L. SALVADORI	ITA	Berclaz Racing Team SA	BMW S 1000 RR	1'54.029	2.602	0.286	9	160,286	293,5
12	84 R. RUSSO	ITA	C.M. Racing A.S.D.	Kawasaki ZX-10RR	1'54.069	2.642	0.040	12	160,229	294,3
13	59 A. SCHACHT	DEN	EAB SCHACHT Racing Team	Ducati 1199 Panigale R	1'54.431	3.004	0.362	11	159,722	288,8
14	16 G. RUIU	ITA	Team Pedercini Racing	Kawasaki ZX-10RR	1'54.731	3.304	0.300	14	159,305	295,1
15	51 E. VIONNET	SUI	MOTOS VIONNET	BMW S 1000 RR	1'54.817	3.390	0.086	10	159,185	291,9
16	34 X. PINSACH	ESP	ETG Racing	Kawasaki ZX-10RR	1'55.498	4.071	0.681	12	158,247	289,5
17	46 M. CUDEVILLE	FRA	Flembo Leader Team	Kawasaki ZX-10RR	1'56.699	5.272	1.201	11	156,618	281,3
18	77 T. ALBERTO	PHI	MOTOCORSA Racing	Ducati 1199 Panigale R	1'56.807	5.380	0.108	13	156,473	295,9
19	31 V. SUCHET	SUI	Flembo Leader Team	Kawasaki ZX-10RR	1'56.933	5.506	0.126	11	156,305	289,5
20	55 F. MARCHIONNI	ITA	SPEED ACTION	Yamaha YZF R1	1'57.417	5.990	0.484	10	155,661	280,5
----- Not Qualified -----										
21	10 A. YEGIN	TUR	Nutec - Benjan - Kawasaki	Kawasaki ZX-10RR	1'59.737	8.310	2.320	12	152,645	283,5

Qualifying Lap Time (107% of 1'51.427): 1'59.228

AIR	Humidity:	65%	Temp:	14°C
TRACK	Condition:	Dry	Temp:	27°C

Records	Pole (QP)	2017	M.Rinaldi	1'52.245	162,830	Km/h
	Race (RC)	2017	M.Rinaldi	1'52.736	162,120	Km/h
	Circuit (QP)	2017	M.Rinaldi	1'52.245	162,830	Km/h

Start 14/04/2018 15:30 End 16:02 The results are provisional until the end of the time limit for protests and appeals and the completion of the technical checks.

These data/results cannot be reproduced, stored and/or transmitted in whole or in part by any manner of electronic, mechanical, photocopying, recording, broadcasting or otherwise now known or herein after developed without the previous express consent by the copyright owner, except for reproduction in daily press and regular printed publications on sale to the public within 60 days of the event related to those data/results and always provided that copyright symbol appears together as follows below.

© DORNA WSBK ORGANIZATION Srl 2018

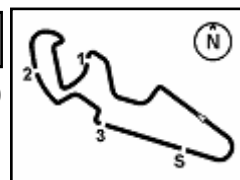
FICR PERUGIA TIMING



Official Tyre Supplier



Official Timekeeper



Spanish Round, 13-14-15 April 2018

Superstock 1000 - Results Qualifying

Session Highlights

Local Time	No. Rider	Description
15.30.00		Start
15.32.53	52 A. DELBIANCO	Crashed - Turn 9
15.33.29	52 A. DELBIANCO	Re-joined
15.35.42	70 L. VITALI	On the Gravel - Re-Joined - Turn 11
15.36.19	45 J. BÜHN	Lap Cancelled (1'54.036) - Exceeded Track Limits - Turn 11
15.38.18	45 J. BÜHN	Lap Cancelled (1'53.949) - Exceeded Track Limits - Turn 17
15.41.36	84 R. RUSSO	On the Gravel - Re-Joined - Turn 8
15.47.32	21 F. MARINO	Crashed - Turn 9
15.48.27	21 F. MARINO	Re-joined
15.50.38	70 L. VITALI	On the Gravel - Re-Joined - Turn 5
15.52.58	15 F. SANDI	Current Lap Cancelled - Exceeded Track Limits - Turn 11
15.53.31	34 X. PINSACH	On the Gravel - Re-Joined - Turn 8
15.57.00	6 E. PUSCEDDU	On the Gravel - Re-Joined - Turn 1
15.57.00	51 E. VIONNET	On the Gravel - Re-Joined - Turn 1
15.57.58	77 T. ALBERTO	On the Gravel - Re-Joined - Turn 1
15.58.07	6 E. PUSCEDDU	On the Gravel - Re-Joined - Turn 12
15.59.28	16 G. RUIU	Current Lap Cancelled - Exceeded Track Limits - Turn 11
15.59.46	55 F. MARCHIONNI	Current Lap Cancelled - Exceeded Track Limits - Turn 11
16.02.16		End Of Session

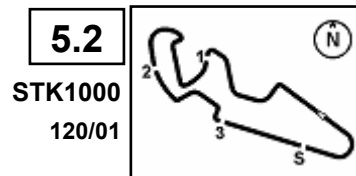
Fastest Laps Sequence

No. Rider	Nat	Team	Bike	Local Time	Time	Gap	Avg	
28	M.	REITERBERGER	GER	alpha Racing-Van Zon-BMW	BMW S 1000 RR	15:33'41.686	1'51.427	164,028

Start 14/04/2018 15:30 End 16:02 The results are provisional until the end of the time limit for protests and appeals and the completion of the technical checks.

These data/results cannot be reproduced, stored and/or transmitted in whole or in part by any manner of electronic, mechanical, photocopying, recording, broadcasting or otherwise now known or herein after developed without the previous express consent by the copyright owner, except for reproduction in daily press and regular printed publications on sale to the public within 60 days of the event related to those data/results and always provided that copyright symbol appears together as follows below.

© DORNA WSBK ORGANIZATION Srl 2018



5.2

STK1000
120/01

MotorLand Aragon 5.077 m

Spanish Round, 13-14-15 April 2018

Superstock 1000 - Best Sector & Speed Qualifying

BEST LAP			
1	28 M. REITERBERGER	BMW S 1000 RR	1'51.427
2	2 R. TAMBURINI	BMW S 1000 RR	1'51.985
3	15 F. SANDI	Ducati 1199 Panigale R	1'52.006
4	7 M. SCHEIB	Aprilia RSV4 RF	1'52.055
5	45 J. BÜHN	BMW S 1000 RR	1'52.853
6	70 L. VITALI	Aprilia RSV4 RF	1'53.022
7	21 F. MARINO	Yamaha YZF R1	1'53.130
8	12 A. ANDREOZZI	Yamaha YZF R1	1'53.160
9	6 E. PUSCEDDU	BMW S 1000 RR	1'53.726
10	52 A. DELBIANCO	BMW S 1000 RR	1'53.743
11	23 L. SALVADORI	BMW S 1000 RR	1'54.029
12	84 R. RUSSO	Kawasaki ZX-10RR	1'54.069
13	59 A. SCHACHT	Ducati 1199 Panigale R	1'54.431
14	16 G. RUIU	Kawasaki ZX-10RR	1'54.731
15	51 E. VIONNET	BMW S 1000 RR	1'54.817
16	34 X. PINSACH	Kawasaki ZX-10RR	1'55.498
17	46 M. CUDEVILLE	Kawasaki ZX-10RR	1'56.699
18	77 T. ALBERTO	Ducati 1199 Panigale R	1'56.807
19	31 V. SUCHET	Kawasaki ZX-10RR	1'56.933
20	55 F. MARCHIONNI	Yamaha YZF R1	1'57.417
21	10 A. YEGIN	Kawasaki ZX-10RR	1'59.737

SPEED			
1	45 J. BÜHN	BMW S 1000 RR	300,0
2	15 F. SANDI	Ducati 1199 Panigale R	298,3
3	52 A. DELBIANCO	BMW S 1000 RR	298,3
4	77 T. ALBERTO	Ducati 1199 Panigale R	295,9
5	21 F. MARINO	Yamaha YZF R1	295,9
6	16 G. RUIU	Kawasaki ZX-10RR	295,1
7	70 L. VITALI	Aprilia RSV4 RF	295,1
8	7 M. SCHEIB	Aprilia RSV4 RF	295,1
9	84 R. RUSSO	Kawasaki ZX-10RR	294,3
10	2 R. TAMBURINI	BMW S 1000 RR	294,3
11	23 L. SALVADORI	BMW S 1000 RR	293,5
12	28 M. REITERBERGER	BMW S 1000 RR	293,5
13	6 E. PUSCEDDU	BMW S 1000 RR	292,7
14	51 E. VIONNET	BMW S 1000 RR	291,9
15	12 A. ANDREOZZI	Yamaha YZF R1	290,3
16	31 V. SUCHET	Kawasaki ZX-10RR	289,5
17	34 X. PINSACH	Kawasaki ZX-10RR	289,5
18	59 A. SCHACHT	Ducati 1199 Panigale R	288,8
19	10 A. YEGIN	Kawasaki ZX-10RR	283,5
20	46 M. CUDEVILLE	Kawasaki ZX-10RR	281,3
21	55 F. MARCHIONNI	Yamaha YZF R1	280,5

SEG. 1		SEG. 2		SEG. 3		SEG. 4		
1	28 M. REITERBERGER	31.757	1	28 M. REITERBERGER	31.292	1	2 R. TAMBURINI	26.721
2	15 F. SANDI	32.041	2	7 M. SCHEIB	31.447	2	45 J. BÜHN	26.823
3	7 M. SCHEIB	32.042	3	2 R. TAMBURINI	31.574	3	15 F. SANDI	26.845
4	2 R. TAMBURINI	32.063	4	15 F. SANDI	31.607	4	7 M. SCHEIB	26.852
5	52 A. DELBIANCO	32.160	5	21 F. MARINO	31.711	5	52 A. DELBIANCO	26.912
6	45 J. BÜHN	32.182	6	45 J. BÜHN	31.824	6	21 F. MARINO	26.934
7	70 L. VITALI	32.201	7	70 L. VITALI	31.838	7	28 M. REITERBERGER	26.959
8	12 A. ANDREOZZI	32.251	8	52 A. DELBIANCO	31.908	8	12 A. ANDREOZZI	27.037
9	84 R. RUSSO	32.376	9	12 A. ANDREOZZI	31.978	9	70 L. VITALI	27.068
10	21 F. MARINO	32.417	10	6 E. PUSCEDDU	32.001	10	6 E. PUSCEDDU	27.110
11	23 L. SALVADORI	32.487	11	23 L. SALVADORI	32.077	11	23 L. SALVADORI	27.214
12	59 A. SCHACHT	32.577	12	84 R. RUSSO	32.100	12	16 G. RUIU	27.274
13	6 E. PUSCEDDU	32.598	13	59 A. SCHACHT	32.158	13	84 R. RUSSO	27.293
14	51 E. VIONNET	32.704	14	51 E. VIONNET	32.264	14	77 T. ALBERTO	27.371
15	16 G. RUIU	32.785	15	16 G. RUIU	32.265	15	51 E. VIONNET	27.440
16	34 X. PINSACH	32.954	16	34 X. PINSACH	32.512	16	34 X. PINSACH	27.447
17	46 M. CUDEVILLE	33.351	17	46 M. CUDEVILLE	32.733	17	59 A. SCHACHT	27.478
18	31 V. SUCHET	33.440	18	31 V. SUCHET	32.734	18	31 V. SUCHET	27.657
19	55 F. MARCHIONNI	33.501	19	77 T. ALBERTO	32.944	19	46 M. CUDEVILLE	27.805
20	77 T. ALBERTO	33.661	20	55 F. MARCHIONNI	33.100	20	55 F. MARCHIONNI	27.860
21	10 A. YEGIN	34.359	21	10 A. YEGIN	33.608	21	10 A. YEGIN	28.332

14/04/2018

These data/results cannot be reproduced, stored and/or transmitted in whole or in part by any manner of electronic, mechanical, photocopying, recording, broadcasting or otherwise now known or herein after developed without the previous express consent by the copyright owner, except for reproduction in daily press and regular printed publications on sale to the public within 60 days of the event related to those data/results and always provided that copyright symbol appears together as follows below.

© DORNA WSBK ORGANIZATION Srl 2018

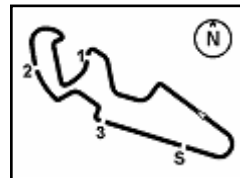
FICR PERUGIA TIMING



Official Tyre Supplier



Official Timekeeper



MotorLand Aragon 5.077 m

Spanish Round, 13-14-15 April 2018

Superstock 1000 - Ideal Time Qualifying

No.	Rider	Nat	Bike	Seg. 1	Seg. 2	Seg. 3	Seg. 4	Ideal Time		
				Diff. 1	Diff. 2	Diff. 3	Diff. 4	Best Lap	Pos.	Diff.
1	28 M. REITERBERGER	GER	BMW S 1000 RR	31.757	31.292	21.412	26.959 0.007	1'51.420 1'51.427	1	0.007
2	2 R. TAMBURINI	ITA	BMW S 1000 RR	32.063 0.009	31.574	21.556	26.721 0.062	1'51.914 1'51.985	2	0.071
3	15 F. SANDI	ITA	Ducati 1199 Panigale R	32.041	31.607	21.507	26.845 0.006	1'52.000 1'52.006	3	0.006
4	7 M. SCHEIB	CHI	Aprilia RSV4 RF	32.042	31.447	21.680	26.852 0.034	1'52.021 1'52.055	4	0.034
5	52 A. DELBIANCO	ITA	BMW S 1000 RR	32.160 0.303	31.908 0.398	21.746 0.088	26.912 0.228	1'52.726 1'53.743	10	1.017
6	45 J. BÜHN	GER	BMW S 1000 RR	32.182	31.824	21.932 0.092	26.823	1'52.761 1'52.853	5	0.092
7	21 F. MARINO	FRA	Yamaha YZF R1	32.417 0.104	31.711	21.786 0.178	26.934	1'52.848 1'53.130	7	0.282
8	70 L. VITALI	ITA	Aprilia RSV4 RF	32.201 0.145	31.838	21.770	27.068	1'52.877 1'53.022	6	0.145
9	12 A. ANDREOZZI	ITA	Yamaha YZF R1	32.251	31.978	21.741	27.037 0.153	1'53.007 1'53.160	8	0.153
10	6 E. PUSCEDDU	ITA	BMW S 1000 RR	32.598 0.103	32.001	21.914	27.110	1'53.623 1'53.726	9	0.103
11	23 L. SALVADORI	ITA	BMW S 1000 RR	32.487	32.077 0.059	21.924 0.069	27.214 0.199	1'53.702 1'54.029	11	0.327
12	84 R. RUSSO	ITA	Kawasaki ZX-10RR	32.376	32.100 0.150	21.945 0.134	27.293 0.071	1'53.714 1'54.069	12	0.355
13	59 A. SCHACHT	DEN	Ducati 1199 Panigale R	32.577 0.003	32.158 0.160	21.898 0.084	27.478 0.073	1'54.111 1'54.431	13	0.320
14	16 G. RUIU	ITA	Kawasaki ZX-10RR	32.785 0.092	32.265 0.105	22.206	27.274 0.004	1'54.530 1'54.731	14	0.201
15	51 E. VIONNET	SUI	BMW S 1000 RR	32.704 0.010	32.264 0.080	22.142 0.079	27.440 0.098	1'54.550 1'54.817	15	0.267
16	34 X. PINSACH	ESP	Kawasaki ZX-10RR	32.954 0.071	32.512 0.070	22.334 0.110	27.447	1'55.247 1'55.498	16	0.251
17	46 M. CUDEVILLE	FRA	Kawasaki ZX-10RR	33.351 0.132	32.733	22.543	27.805 0.135	1'56.432 1'56.699	17	0.267
18	31 V. SUCHET	SUI	Kawasaki ZX-10RR	33.440 0.090	32.734	22.640 0.004	27.657 0.368	1'56.471 1'56.933	19	0.462
19	77 T. ALBERTO	PHI	Ducati 1199 Panigale R	33.661	32.944	22.591 0.195	27.371 0.045	1'56.567 1'56.807	18	0.240
20	55 F. MARCHIONNI	ITA	Yamaha YZF R1	33.501	33.100	22.659 0.160	27.860 0.137	1'57.120 1'57.417	20	0.297
21	10 A. YEGIN	TUR	Kawasaki ZX-10RR	34.359 0.050	33.608 0.357	23.031	28.332	1'59.330 1'59.737	21	0.407
Overall Ideal Time				31.757	31.292	21.412	26.721	1'51.182		

14/04/2018

These data/results cannot be reproduced, stored and/or transmitted in whole or in part by any manner of electronic, mechanical, photocopying, recording, broadcasting or otherwise now known or herein after developed without the previous express consent by the copyright owner, except for reproduction in daily press and regular printed publications on sale to the public within 60 days of the event related to those data/results and always provided that copyright symbol appears together as follows below.

© DORNA WSBK ORGANIZATION Srl 2018

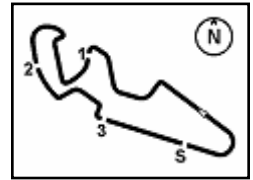
PIRELLI PERUGIA TIMING



Official Tyre Supplier



Official Timekeeper


5.4
STK1000
120/01


MotorLand Aragon 5.077 m

1 / 3

1° 28 M. REITERBERGER (1'51.427)							
Lap	Seg.1	Seg.2	Seg.3	Seg.4	Lap Time	km/h	Local Time
1		32.188	21.828	26.986	291,1	15:31'50.259	
2	31.757	31.292	21.412	26.966	1'51.427	291,1	15:33'41.686
3	31.918	31.420	21.513	27.142	1'51.993	291,9	15:35'33.679
4	32.117	31.677	21.650	27.300	1'52.744	291,1	15:37'26.423
5	32.059	31.631	21.577	27.027	1'52.294	293,5	15:39'18.717
6	33.393	32.810	22.103	33.586	2'01.892P	291,1	15:41'20.609
7	8'57.944	32.465	22.291	26.959	10'19.659P	291,1	15:51'40.268
8	32.977	32.304	22.905	27.782	1'55.968	288,0	15:53'36.236
9	34.788	33.039	21.800	27.244	1'56.871	290,3	15:55'33.107
10	31.996	31.551	21.473	27.118	1'52.138	291,9	15:57'25.245
11	34.041	32.938	22.022	28.587	1'57.588	270,0	15:59'22.833
12	36.397	33.289	21.931	27.924	1'59.541	292,7	16:01'22.374

2° 2 R. TAMBURINI (1'51.985)							
Lap	Seg.1	Seg.2	Seg.3	Seg.4	Lap Time	km/h	Local Time
1		34.133	22.517	27.366	288,8	15:33'15.605	
2	32.717	32.305	21.979	27.198	1'54.199	290,3	15:35'09.804
3	32.396	32.223	21.897	27.142	1'53.658	291,9	15:37'03.462
4	34.085	32.990	21.986	32.783	2'01.844P	292,7	15:39'05.306
5	5'12.707	33.078	22.169	27.280	6'35.234P	291,1	15:45'40.540
6	32.223	31.727	21.788	26.968	1'52.706	291,1	15:47'33.246
7	32.126	31.933	21.790	26.969	1'52.818	291,1	15:49'26.064
8	36.210	34.661	23.571	34.123	2'08.565P	291,1	15:51'34.629
9	4'03.258	33.331	22.576	27.233	5'26.398P	291,1	15:57'01.027
10	32.072	31.574	21.556	26.783	1'51.985	294,3	15:58'53.012
11	32.063	31.752	21.769	26.721	1'52.305	294,3	16:00'45.317

3° 15 F. SANDI (1'52.006)							
Lap	Seg.1	Seg.2	Seg.3	Seg.4	Lap Time	km/h	Local Time
1		32.917	22.532	27.359	291,1	15:32'43.075	
2	32.209	31.819	21.897	27.191	1'53.116	291,1	15:34'36.191
3	32.258	31.941	21.851	27.084	1'53.134	290,3	15:36'29.325
4	32.360	31.942	21.904	27.245	1'53.451	298,3	15:38'22.776
5	32.493	32.334	22.381	27.482	1'54.690	291,1	15:40'17.466
6	32.192	32.080	21.689	27.272	1'53.233	288,8	15:42'10.699
7	32.852	33.002	22.075	27.392	1'55.321	289,5	15:44'06.020
8	32.774	32.138	22.134	33.908	2'00.954P	291,9	15:46'06.974
9	4'12.220	32.281	22.410	26.891	5'33.802P	293,5	15:51'40.776
10	32.122	32.076	24.157	27.281	1'55.636C	289,5	15:53'36.412
11	32.041	31.607	21.507	26.851	1'52.006	290,3	15:55'28.418
12	34.256	32.895	22.976	26.845	1'56.972	298,3	15:57'25.390
13	32.371	31.854	21.847	27.033	1'53.105	292,7	15:59'18.495
14	32.291	31.894	21.891	27.148	1'53.224	294,3	16:01'11.719

4° 7 M. SCHEIB (1'52.055)							
Lap	Seg.1	Seg.2	Seg.3	Seg.4	Lap Time	km/h	Local Time
1		32.194	22.166	27.033	293,5	15:33'02.641	
2	32.160	31.665	21.786	26.852	1'52.463	293,5	15:34'55.104
3	34.041	32.783	22.544	31.640	2'01.008P	293,5	15:36'56.112
4	4'29.913	32.661	23.220	27.693	5'53.487P	285,7	15:42'49.599
5	32.042	31.447	21.680	26.886	1'52.055	294,3	15:44'41.654
6	33.332	33.658	22.114	27.066	1'56.170	293,5	15:46'37.824
7	32.150	32.775	22.315	27.115	1'54.355	293,5	15:48'32.179
8	32.347	31.885	21.805	27.189	1'53.226	292,7	15:50'25.405
9	36.982	32.712	22.213	32.026	2'03.933P	292,7	15:52'29.338
10	3'23.019	32.499	26.460	27.114	4'49.092P	292,7	15:57'18.430
11	34.691	33.195	22.225	27.115	1'57.226	294,3	15:59'15.656
12	32.514	31.917	21.862	27.056	1'53.349	295,1	16:01'09.005

5° 45 J. BÜHN (1'52.853)							
Lap	Seg.1	Seg.2	Seg.3	Seg.4	Lap Time	km/h	Local Time
1		33.249	23.051	27.313	300,8	15:31'55.134	

2	33.686	36.470	22.340	27.564	2'00.060	291,9	15:33'55.194
3	32.641	32.081	22.211	27.103	1'54.036C	295,9	15:35'49.230
4	32.706	32.074	21.932	27.237	1'53.949C	294,3	15:37'43.179
5	32.812	32.270	21.978	27.134	1'54.194	294,3	15:39'37.373
6	32.904	34.420	22.222	34.195	2'03.741P	289,5	15:41'41.114
7	8'37.645	32.342	22.465	26.852	9'59.304P	300,0	15:51'40.418
8	33.172	32.380	23.087	27.606	1'56.245	292,7	15:53'36.663
9	34.693	32.940	21.992	27.019	1'56.644	299,2	15:55'33.307
10	32.182	31.824	22.024	26.823	1'52.853	298,3	15:57'26.160
11	32.815	32.437	22.357	27.141	1'54.750	295,9	15:59'20.910
12	32.820	32.456	22.270	31.053	1'58.599	294,3	16:01'19.509

6° 70 L. VITALI (1'53.022)							
Lap	Seg.1	Seg.2	Seg.3	Seg.4	Lap Time	km/h	Local Time
1		32.427	21.941	27.113	292,7	15:31'53.121	
2	32.346	31.838	21.770	27.068	1'53.022	292,7	15:33'46.143
3	32.452	39.666	25.089	27.113	2'04.320	295,1	15:35'50.463
4	32.236	32.242	21.918	27.183	1'53.579	295,1	15:37'44.042
5	32.623	32.274	22.094	32.922	1'59.913P	291,9	15:39'43.955
6	6'52.128	32.622	21.898	27.233	8'13.881P	291,1	15:47'57.836
7	32.201	32.091	21.815	27.283	1'53.390	291,9	15:49'51.226
8	39.081	35.933	22.746	29.201	2'06.961	259,6	15:51'58.187
9	32.478	32.261	21.813	27.420	1'53.972	291,1	15:53'52.159
10	34.096	32.361	22.012	27.390	1'55.859	291,9	15:55'48.018
11	32.532	32.437	25.106	36.505	2'06.580P	229,8	15:57'54.598
12	2'22.370	33.237	22.601	27.688	3'45.896P	291,9	16:01'40.494

7° 21 F. MARINO (1'53.130)							
Lap	Seg.1	Seg.2	Seg.3	Seg.4	Lap Time	km/h	Local Time
1		32.856	25.031	27.520	291,1	15:32'59.323	
2	32.521	31.711	21.964	26.934	1'53.130	294,3	15:34'52.453
3	32.417	32.172	21.920	27.018	1'53.527	294,3	15:36'45.980
4	32.491	31.869	21.877	27.100	1'53.337	295,9	15:38'39.317
5	33.997	32.409	22.491	33.278	2'02.175P	295,1	15:40'41.492
6	2'29.876	32.227	21.930	27.264	3'51.297P	291,1	15:44'32.789
7	32.631	31.844	21.786	27.199	1'53.460	293,5	15:46'26.249
8	32.534	1'44.214	24.941	33.698	3'15.387P	273,4	15:49'41.636
9	6'46.638	32.628	24.206	27.841	8'11.313P	291,1	15:57'52.949
10	34.564	33.771	23.060	34.360	2'05.755P	289,5	15:59'58.704

8° 12 A. ANDREOZZI (1'53.160)							
Lap	Seg.1	Seg.2	Seg.3	Seg.4	Lap Time	km/h	Local Time
1		37.792	22.705	27.529	285,0	15:32'23.066	
2	32.586	32.418	21.946	27.187	1'54.137	285,0	15:34'17.203
3	32.485	32.107	22.026	27.345	1'53.963	288,0	15:36'11.166
4	32.534	32.122	21.991	27.320	1'53.967	290,3	15:38'05.133
5	40.615	37.929	25.503	37.259	2'21.306P	257,8	15:40'26.439
6	6'11.453	33.582	22.152	27.037	7'34.224P	288,0	15:48'00.663
7	32.251	31.978	21.741	27.190	1'53.160	288,8	15:49'53.823
8	35.656	34.579	24.363	33.459	2'08.057	197,8	15:52'01.880
9	32.431	32.577	22.834	27.502	1'55.344	289,5	15:53'57.224
10	32.344	32.263	21.897	27.142	1'53.646	288,8	15:55'50.870
11	32.420	33.457	22.100	27.502	1'55.479	288,0	15:57'46.349
12	38.253	37.610	24.267	34.669	2'14.799P	282,7	16:00'01.148

9° 6 E. PUSCEDDU (1'53.726)							
Lap	Seg.1	Seg.2	Seg.3	Seg.4	Lap Time	km/h	Local Time
1		32.896	22.482	27.607	285,7	15:31'54.999	
2	32.661	32.354	22.398	27.553	1'54.966	285,7	15:33'49.965
3	32.838	32.222	22.238	27.454	1'54.752	286,5	15:35'44.717
4	37.555	33.180	22.250	27.400	2'00.385	289,5	15:37'45.102
5	32.608	32.173	22.159	27.394	1'54.334	290,3	15:39'39.436
6	34.435	34.119	23.512	37.432	2'09.498P	272,0	15:41'48.934
7	5'17.555	34.017	24.744	27.175	6'43.491P	292,7	15:48'32.425

14/04/2018 P = Pits In/Out - C = Lap Time Cancelled

These data/results cannot be reproduced, stored and/or transmitted in whole or in part by any manner of electronic, mechanical, photocopying, recording, broadcasting or otherwise now known or herein after developed without the previous express consent by the copyright owner, except for reproduction in daily press and regular printed publications on sale to the public within 60 days of the event related to those data/results and always provided that copyright symbol appears together as follows below.

© DORNA WSBK ORGANIZATION Srl 2018

FICR PERUGIA TIMING



Official Tyre Supplier

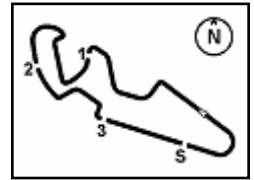


Official Timekeeper



5.4

STK1000
120/01



MotorLand Aragon 5.077 m

Spanish Round, 13-14-15 April 2018

Superstock 1000 - Chronological Analysis Qualifying

2 / 3

14°								16 G. RUIJU (1'54.731)							
Lap	Seg.1	Seg.2	Seg.3	Seg.4	Lap Time	km/h	Local Time	Lap	Seg.1	Seg.2	Seg.3	Seg.4	Lap Time	km/h	Local Time
8	32.701	32.001	21.914	27.110	1'53.726	291,1	15:50'26.151	1			33.476	23.026	27.876	295,1	15:32'00.013
9	33.241	38.010	23.213	34.528	2'08.992P	285,0	15:52'35.143	2	33.430	32.761	22.715	27.607	1'56.513	295,1	15:33'56.526
10	2'01.773	42.462	28.686	29.894	3'42.815P	271,4	15:56'17.958	3	33.062	32.631	22.469	27.310	1'55.472	294,3	15:35'51.998
11	41.538	34.837	30.784	27.852	2'15.011	285,0	15:58'32.969	4	33.119	32.376	22.404	27.406	1'55.305	293,5	15:37'47.303
12	32.598	32.518	23.094	27.893	1'56.103	287,2	16:00'29.072	5	33.230	40.726	24.559	27.520	2'06.035	292,7	15:39'53.338
10°								52 A. DELBIANCO (1'53.743)							
Lap	Seg.1	Seg.2	Seg.3	Seg.4	Lap Time	km/h	Local Time	Lap	Seg.1	Seg.2	Seg.3	Seg.4	Lap Time	km/h	Local Time
1		31.908	21.746	26.912		295,1	15:31'51.622	6	33.137	32.722	22.299	27.447	1'55.605	288,8	15:41'48.943
2		1'16.536	24.186	33.886	2'46.768P	292,7	15:34'38.390	7	33.032	32.640	22.544	27.417	1'55.633	290,3	15:43'44.576
3	7'27.326	32.405	24.122	27.240	8'51.093P	293,5	15:43'29.483	8	34.302	33.176	22.455	34.013	2'03.946P	294,3	15:45'48.522
4	32.771	32.038	22.370	27.139	1'54.318	294,3	15:45'23.801	9	3'00.747	36.250	24.684	27.646	4'29.327P	290,3	15:50'17.849
5	32.573	32.161	21.904	27.215	1'53.853	294,3	15:47'17.654	10	33.109	32.265	22.267	27.274	1'54.915	290,3	15:52'35.764
6	32.861	32.311	22.120	32.617	1'59.909P	295,1	15:49'17.563	11	32.877	32.370	22.206	27.278	1'54.731	289,5	15:54'07.495
7	2'18.075	39.367	25.238	27.309	3'49.989P	291,9	15:53'07.552	12	32.785	32.484	22.301	27.322	1'54.892	289,5	15:56'02.387
8	32.958	32.006	22.067	27.127	1'54.158	293,5	15:55'01.710	13	32.933	32.558	22.222	27.323	1'55.036	291,9	15:57'57.423
9	32.463	32.306	21.834	27.140	1'53.743	294,3	15:56'55.453	14	32.858	32.499	22.637	27.239	1'55.233C	293,5	15:59'52.656
10	32.649	32.100	21.959	28.294	1'55.002	298,3	15:58'50.455	15	32.957	32.691	22.543	27.831	1'56.022	288,8	16:01'48.678
11	33.007	32.415	22.022	27.209	1'54.653	294,3	16:00'45.108	15°							
11°								51 E. VIONNET (1'54.817)							
Lap	Seg.1	Seg.2	Seg.3	Seg.4	Lap Time	km/h	Local Time	Lap	Seg.1	Seg.2	Seg.3	Seg.4	Lap Time	km/h	Local Time
1		35.068	24.319	31.713		264,7	15:32'06.935	1			33.913	22.780	27.688	292,7	15:32'45.929
2	33.335	32.598	22.047	27.385	1'55.365	288,8	15:34'02.300	2	32.858	32.478	22.171	27.467	1'54.974	291,1	15:34'40.903
3	35.114	33.258	23.040	36.945	2'08.357P	285,0	15:36'10.657	3	32.714	32.264	22.345	27.675	1'54.998	290,3	15:36'35.901
4	8'07.542	32.995	22.279	27.214	9'30.030P	293,5	15:45'40.687	4	32.802	32.576	22.384	28.069	1'55.831	290,3	15:38'31.732
5	33.044	32.077	21.924	27.218	1'54.263	290,3	15:47'34.950	5	34.067	33.275	22.984	33.847	2'04.173P	288,0	15:40'35.905
6	32.510	32.091	22.113	27.411	1'54.125	288,8	15:49'29.075	6	8'36.683	33.642	22.984	27.944	10'01.253P	288,8	15:50'37.158
7	33.407	33.042	22.692	34.665	2'03.806P	285,7	15:51'32.881	7	32.714	32.344	22.221	27.538	1'54.817	290,3	15:52'31.975
8	4'04.972	33.611	22.564	27.223	5'28.370P	291,9	15:57'01.251	8	32.704	32.640	22.142	27.593	1'55.079	289,5	15:54'27.054
9	32.487	32.136	21.993	27.413	1'54.029	289,5	15:58'55.280	9	32.965	32.476	22.377	27.440	1'55.258	289,5	15:56'22.312
10	38.255	34.358	23.370	29.786	2'05.769	276,2	16:01'01.049	10	39.319	33.531	23.042	27.536	2'03.428	290,3	15:58'25.740
12°								84 R. RUSSO (1'54.069)							
Lap	Seg.1	Seg.2	Seg.3	Seg.4	Lap Time	km/h	Local Time	Lap	Seg.1	Seg.2	Seg.3	Seg.4	Lap Time	km/h	Local Time
1		33.093	23.059	27.459		290,3	15:31'55.840	1			35.309	25.996	27.742	288,0	15:32'24.481
2	33.070	32.436	22.023	27.418	1'54.947	287,2	15:33'50.787	2	33.181	32.876	22.674	27.531	1'56.262	287,2	15:34'20.743
3	34.088	32.595	22.344	34.497	2'03.524P	285,0	15:35'54.311	3	33.173	32.710	22.440	27.530	1'55.853	289,5	15:36'16.596
4	3'06.938	33.260	23.238	32.859	4'36.295P	288,8	15:40'30.606	4	33.003	32.561	22.417	27.616	1'55.597	289,5	15:38'12.193
5	33.021	36.692	22.114	27.894	1'59.721	285,7	15:42'30.327	5	33.025	32.582	22.444	27.447	1'55.498	289,5	15:40'07.691
6	32.818	32.390	22.247	34.194	2'01.649P	287,2	15:44'31.976	6	33.183	32.806	22.424	27.526	1'55.939	288,0	15:42'03.630
7	4'06.292	33.952	23.007	27.548	5'30.799P	289,5	15:50'02.775	7	33.189	32.632	22.646	27.580	1'56.047	288,0	15:43'59.677
8	32.660	32.417	21.945	27.536	1'54.558	290,3	15:51'57.333	8	35.623	33.629	23.055	34.414	2'06.721P	288,0	15:46'06.398
9	33.938	32.100	22.012	27.293	1'55.343	291,1	15:53'52.676	9	4'56.903	32.962	22.588	27.495	6'19.948P	288,8	15:52'26.346
10	32.376	32.250	22.079	27.364	1'54.069	288,8	15:55'46.745	10	33.078	40.877	23.376	27.654	2'04.985	288,0	15:54'31.331
11	34.738	32.277	38.175	28.230	2'13.420	288,8	15:58'00.165	11	33.086	32.512	22.403	27.532	1'55.533	288,0	15:56'26.864
12	32.500	32.259	22.291	27.408	1'54.458	294,3	15:59'54.623	12	32.954	32.797	22.334	27.528	1'55.613	289,5	15:58'22.477
13	42.763	34.811	23.266	37.283	2'18.123P	267,3	16:02'12.746	13	33.114	32.662	22.513	27.476	1'55.765	288,8	16:00'18.242
13°								59 A. SCHACHT (1'54.431)							
Lap	Seg.1	Seg.2	Seg.3	Seg.4	Lap Time	km/h	Local Time	Lap	Seg.1	Seg.2	Seg.3	Seg.4	Lap Time	km/h	Local Time
1		35.346	24.105	30.327		289,5	15:32'46.536	1			35.836	27.432	30.417	265,4	15:32'22.976
2	33.415	32.494	22.398	27.739	1'56.046	287,2	15:34'42.582	2	34.411	33.939	22.882	28.018	1'59.250	278,4	15:34'22.226
3	32.889	32.158	22.139	27.731	1'54.917	287,2	15:36'37.499	3	33.869	33.026	22.730	28.025	1'57.650	279,8	15:36'19.876
4	35.196	33.675	22.326	27.678	1'58.875	287,2	15:38'36.374	4	38.267	33.517	23.221	35.134	2'10.139P	274,8	15:38'30.015
5	33.103	32.931	22.403	34.896	2'03.333P	286,5	15:40'39.707	5	2'55.264	34.122	23.131	28.232	4'20.749P	276,2	15:42'50.764
6	7'06.614	33.321	22.333	28.022	8'30.290P	283,5	15:49'09.997	6	33.545	32.801	22.546	28.041	1'56.933	277,6	15:44'47.697
7	32.770	32.444	22.013	27.482	1'54.709	288,8	15:51'04.706	7	33.351	32.860	22.893	28.118	1'57.222	279,1	15:46'44.919
8	32.846	32.437	22.109	27.598	1'54.990	286,5	15:52'59.696	8	37.240	33.781	23.643	35.334	2'09.998P	272,7	15:48'54.917
9	32.691	32.264	22.184	27.593	1'54.732	286,5	15:54'54.428	9	4'41.779	34.374	24.683	28.053	6'08.889P	278,4	15:55'03.806
10	32.858	32.218	21.898	27.478	1'54.452	286,5	15:56'48.880	10	34.482	33.691	22.829	27.805	1'58.807	281,3	15:57'02.613
11	32.580	32.318	21.982	27.551	1'54.431	287,2	15:58'43.311	11	33.483	32.733	22.543	27.940	1'56.699	279,1	15:58'59.312
12	32.577	32.391	22.112	27.584	1'54.664	288,0	16:00'37.975	12	33.742	32.739	22.708	28.095	1'57.284	277,6	16:00'56.596

14/04/2018 P = Pits In/Out - C = Lap Time Cancelled

These data/results cannot be reproduced, stored and/or transmitted in whole or in part by any manner of electronic, mechanical, photocopying, recording, broadcasting or otherwise now known or herein after developed without the previous express consent by the copyright owner, except for reproduction in daily press and regular printed publications on sale to the public within 60 days of the event related to those data/results and always provided that copyright symbol appears together as follows below.

© DORNA WSBK ORGANIZATION Srl 2018

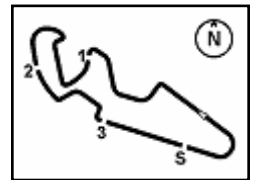
FIGR PERUGIA TIMING



Official Tyre Supplier



Official Timekeeper



Spanish Round, 13-14-15 April 2018

Superstock 1000 - Chronological Analysis Qualifying

18° 77 T. ALBERTO (1'56.807)							
Lap	Seg.1	Seg.2	Seg.3	Seg.4	Lap Time	km/h	Local Time
1		35.352	23.293	28.652		291,9	15:32'50.138
2	34.570	34.094	23.336	27.962	1'59.962	292,7	15:34'50.100
3	34.469	33.546	23.235	27.895	1'59.145	295,9	15:36'49.245
4	34.126	33.227	22.762	27.679	1'57.794	295,9	15:38'47.039
5	34.000	33.332	22.714	27.666	1'57.712	295,1	15:40'44.751
6	33.916	33.483	22.631	27.690	1'57.720	292,7	15:42'42.471
7	33.886	33.147	22.807	27.671	1'57.511	293,5	15:44'39.982
8	35.904	34.003	23.797	34.751	2'08.455P	294,3	15:46'48.437
9	3'31.221	35.999	25.223	27.675	5'00.118P	293,5	15:51'48.555
10	33.721	33.121	22.591	27.548	1'56.981	293,5	15:53'45.536
11	33.933	32.977	22.794	27.371	1'57.075	294,3	15:55'42.611
12	33.661	32.944	22.786	27.416	1'56.807	293,5	15:57'39.418
13	37.869	33.505	22.824	27.587	2'01.785	293,5	15:59'41.203
14	34.031	33.023	22.852	27.539	1'57.445	294,3	16:01'38.648

19° 31 V. SUCHET (1'56.933)							
Lap	Seg.1	Seg.2	Seg.3	Seg.4	Lap Time	km/h	Local Time
1		33.914	23.914	28.162		286,5	15:31'59.953
2	33.730	32.902	22.662	27.750	1'57.044	289,5	15:33'56.997
3	33.622	33.316	23.199	28.028	1'58.165	285,0	15:35'55.162
4	33.719	33.097	22.817	27.797	1'57.430	288,8	15:37'52.592
5			23.512	34.194	2'05.953P	283,5	15:39'58.545
6	7'27.797	36.297	23.236	28.416	8'55.746P	283,5	15:48'54.291
7	33.852	32.933	22.855	28.022	1'57.662	282,7	15:50'51.953
8	33.530	32.734	22.644	28.025	1'56.933	282,0	15:52'48.886
9	33.502	32.936	22.640	27.865	1'56.943	282,7	15:54'45.829
10	35.223	34.344	28.192	28.152	2'05.911	282,7	15:56'51.740
11	33.705	33.153	22.829	28.075	1'57.762	284,2	15:58'49.502
12	33.440	33.384	22.750	27.657	1'57.231	288,0	16:00'46.733

20° 55 F. MARCHIONNI (1'57.417)							
Lap	Seg.1	Seg.2	Seg.3	Seg.4	Lap Time	km/h	Local Time
1		33.915	23.320	28.272		279,1	15:31'59.039
2	33.501	33.100	22.819	27.997	1'57.417	280,5	15:33'56.456
3	33.881	33.264	22.794	28.087	1'58.026	279,8	15:35'54.482
4	33.640	33.170	22.659	28.275	1'57.744	277,6	15:37'52.226
5	38.061	38.207	25.882	37.903	2'20.053P	251,7	15:40'12.279
6	6'26.186	34.490	22.823	27.976	7'51.475P	279,1	15:48'03.754
7	33.511	33.203	22.897	28.005	1'57.616	278,4	15:50'01.370
8	33.626	33.338	22.791	27.860	1'57.615	280,5	15:51'58.985
9	33.784	33.487	22.778	28.146	1'58.195	276,9	15:53'57.180
10	38.951	39.698	25.361	36.328	2'20.338P	245,5	15:56'17.518
11	2'44.188	33.598	23.132	28.167	4'09.085CP	278,4	16:00'26.603

21° 10 A. YEGIN (1'59.737)							
Lap	Seg.1	Seg.2	Seg.3	Seg.4	Lap Time	km/h	Local Time
1		35.962	24.700	29.129		276,9	15:32'41.056
2	41.956	36.005	24.015	28.782	2'10.758	280,5	15:34'51.814
3	35.033	34.366	24.173	28.917	2'02.489	282,7	15:36'54.303
4	34.961	34.487	23.610	28.931	2'01.989	278,4	15:38'56.292
5	35.012	34.535	23.631	28.843	2'02.021	279,8	15:40'58.313
6	35.301	34.122	23.499	28.864	2'01.786	279,1	15:43'00.099
7	34.707	34.952	24.157	35.187	2'09.003P	277,6	15:45'09.102
8	4'27.617	34.645	23.402	28.758	5'54.422P	278,4	15:51'03.524
9	34.933	34.241	23.527	28.768	2'01.469	276,2	15:53'04.993
10	34.635	34.018	23.234	28.596	2'00.483	282,0	15:55'05.476
11	34.409	33.965	23.031	28.332	1'59.737	283,5	15:57'05.213
12	34.359	34.346	23.659	28.952	2'01.316	280,5	15:59'06.529
13	34.768	33.608	23.266	28.646	2'00.288	281,3	16:01'06.817

14/04/2018 P = Pits In/Out - C = Lap Time Cancelled

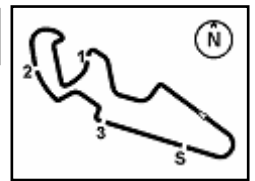
These data/results cannot be reproduced, stored and/or transmitted in whole or in part by any manner of electronic, mechanical, photocopying, recording, broadcasting or otherwise now known or herein after developed without the previous express consent by the copyright owner, except for reproduction in daily press and regular printed publications on sale to the public within 60 days of the event related to those data/results and always provided that copyright symbol appears together as follows below.

© DORNA WSBK ORGANIZATION Srl 2018





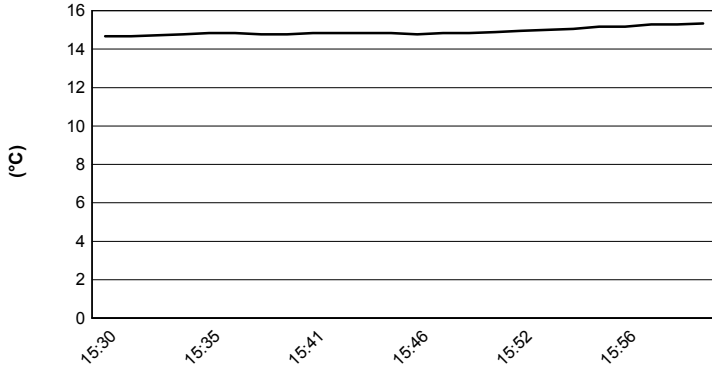
5.5
STK1000
120/01



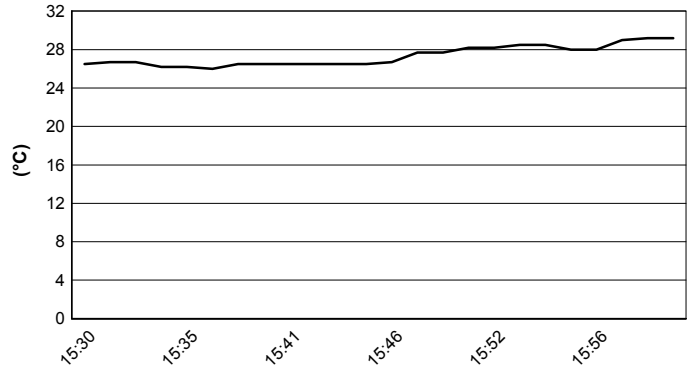
MotorLand Aragon 5.077 m

Spanish Round, 13-14-15 April 2018
Superstock 1000 - Weather Report Qualifying
Session started 15:30 - Session ended 16:02

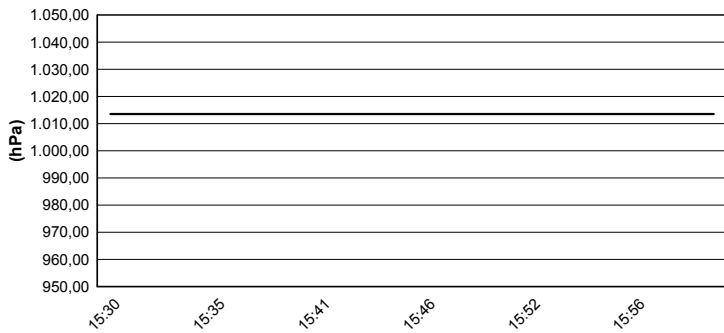
Air Temperature



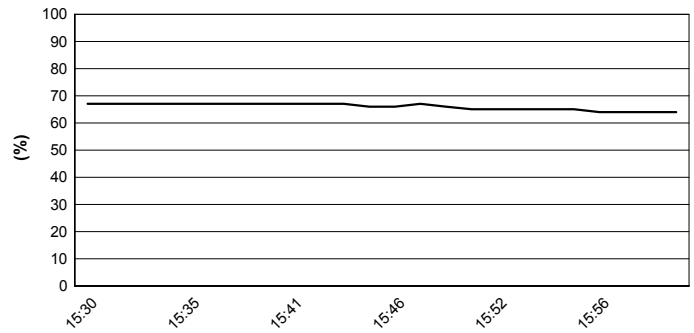
Track Temperature



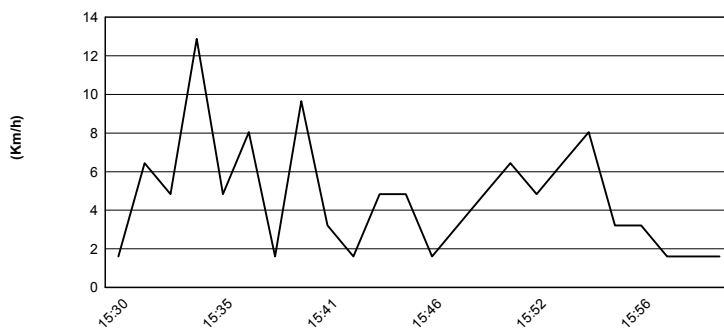
Air Pressure



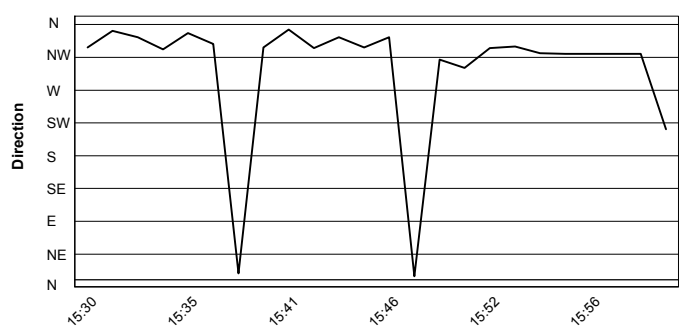
Humidity



Wind Speed



Wind Direction



14/04/2018

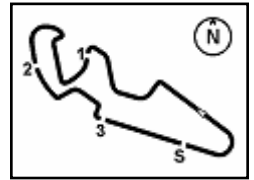
These data/results cannot be reproduced, stored and/or transmitted in whole or in part by any manner of electronic, mechanical, photocopying, recording, broadcasting or otherwise now known or herein after developed without the previous express consent by the copyright owner, except for reproduction in daily press and regular printed publications on sale to the public within 60 days of the event related to those data/results and always provided that copyright symbol appears together as follows below.

© DORNA WSBK ORGANIZATION Srl 2018





5.6
STK1000
120/01



MotorLand Aragon 5.077 m

Spanish Round, 13-14-15 April 2018

Superstock 1000 - Provisional Starting Grid

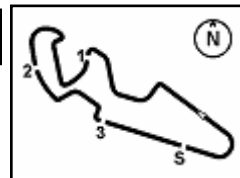
13 Laps x 5,077 km = 66,001 km

13 Laps x 5,077 km = 66,001 km		
		1
	2	
3		28
15	2	REITERBERGER M.
SANDI F.	TAMBURINI R.	BMW 1'51.427
Ducati 1'52.006	BMW 1'51.985	
	4	
6	5	7
70	45	SCHEIB M.
VITALI L.	BÜHN J.	Aprilia 1'52.055
Aprilia 1'53.022	BMW 1'52.853	
	8	7
9		21
6	12	MARINO F.
PUSCEDDU E.	ANDREOZZI A.	Yamaha 1'53.130
BMW 1'53.726	Yamaha 1'53.160	
	10	10
12	11	52
84	23	DELBIANCO A.
RUSSO R.	SALVADORI L.	BMW 1'53.743
Kawasaki 1'54.069	BMW 1'54.029	
	14	13
15		59
51	16	SCHACHT A.
VIONNET E.	RUIU G.	Ducati 1'54.431
BMW 1'54.817	Kawasaki 1'54.731	
	16	16
18	17	34
77	46	PINSACH X.
ALBERTO T.	CUDEVILLE M.	Kawasaki 1'55.498
Ducati 1'56.807	Kawasaki 1'56.699	
	20	19
21		31
10	55	SUCHET V.
YEGIN A.	MARCHIONNI F.	Kawasaki 1'56.933
Kawasaki 1'59.737	Yamaha 1'57.417	

14/04/2018 Jury President

..... Race Director





Spanish Round, 13-14-15 April 2018

Superstock 1000 - Pole Ranking

	2015	2016	2017	2018
01 Motorland Aragon	Savadori (Ita) Apr 1'52.577 (162,4 Km/h)	Marino (Fra) Yam 1'52.773 (162,1 Km/h)	Rinaldi (Ita) Duc 1'52.245 (162,8 Km/h)	Reiterberger (Ger) Bmw 1'51.427 (172,7 Km/h)
02 TT Circuit Assen	Savadori (Ita) Apr 1'36.998 (168,6 Km/h)	Russo (Ita) Yam 1'38.248 (166,4 Km/h)	Marino (Fra) Yam 1'36.775 (169,0 Km/h)	
03 Autodromo Internazionale Enzo e Dino	Jezek (Cze) Duc 1'49.071 (162,9 Km/h)	Tamburini (Ita) Apr 1'49.672 (162,0 Km/h)	Rinaldi (Ita) Duc 1'49.113 (162,9 Km/h)	
04 Donington Park	Tamburini (Ita) Bmw 1'29.449 (161,9 Km/h)	De Rosa (Ita) Bmw 1'29.515 (161,8 Km/h)	Rinaldi (Ita) Duc 1'29.587 (161,7 Km/h)	
06 Misano World Circuit "Marco Simoncelli"	Savadori (Ita) Apr 1'36.384 (157,8 Km/h)	Faccani (Ita) Duc 1'37.321 (156,3 Km/h)	Rinaldi (Ita) Duc 1'37.237 (156,5 Km/h)	
07 Autódromo Internacional do Algarve	Tamburini (Ita) Bmw 1'44.522 (158,2 Km/h)		Marino (Fra) Yam 1'44.936 (157,5 Km/h)	
08 Magny-Cours	Guarnoni (Fra) Yam 1'57.937 (134,6 Km/h)	Mahias (Fra) Yam 1'39.922 (158,9 Km/h)	Tamburini (Ita) Yam 1'40.205 (158,5 Km/h)	

2018

1 **M. Reiterberger**

ALL TIMES

14 S. Barrier	4 M. Pirro	2 L. Mercado	1 L. Baz
13 A. Badovini	4 M. Rinaldi	2 M. Reiterberger	1 B. Staring
7 W. Tortoroglio	3 C. Burns	2 R. De Rosa	1 F. Massei
7 V. Iannuzzo	3 M. Fabrizio	1 D. Jefferies	1 F. Sandi
7 C. Corti	3 E. La Marra	1 F. Foret	1 R. Russo
7 L. Savadori	3 J. Guarnoni	1 J. Morley	1 M. Faccani
6 X. Simeon	3 F. Marino	1 G. Mason	1 L. Mahias
6 D. Petrucci	2 S. Nebel	1 C. Vermeulen	
6 R. Tamburini	2 J. Ellison	1 M. Nutt	
5 G. Vizziello	2 F. Capriotti	1 R. Chiarello	
5 M. Berger	2 L. Alfonsi	1 I. Sala	
4 K. Harris	2 D. Oliver	1 M. Bauer	
4 D. Van Keymeulen	2 A. Polita	1 B. Veneman	
4 K. Sofuoglu	2 I. Dionisi	1 M. Smrz	
4 N. Canepa	2 L. Lanzi	1 M. Baiocco	
4 D. Giugliano	2 L. Scassa	1 I. Silva	
4 B. Roberts	2 M. Roccoli	1 O. Jezek	

14/04/2018

These data/results cannot be reproduced, stored and/or transmitted in whole or in part by any manner of electronic, mechanical, photocopying, recording, broadcasting or otherwise now known or herein after developed without the previous express consent by the copyright owner, except for reproduction in daily press and regular printed publications on sale to the public within 60 days of the event related to those data/results and always provided that copyright symbol appears together as follows below.

© DORNA WSBK ORGANIZATION Srl 2018