

ACERBIS French Round, 28 - 30 September 2018 World Superbike - Chronological Analysis Race 1

Magny-Cours 4.411 m

Start at 13:00'30.000

1 / 4

1° 1 J. REA (1'37.152)							
Lap	Seg.1	Seg.2	Seg.3	Seg.4	Lap Time	km/h	Local Time
1		21.727	22.025	25.114	1'41.334	279,1	13:02'11.334
2	29.231	21.504	21.860	24.775	1'37.370	284,2	13:03'48.704
3	29.050	21.436	22.034	24.947	1'37.467	286,5	13:05'26.171
4	29.266	21.469	21.972	24.983	1'37.690	288,8	13:07'03.861
5	29.060	21.412	21.909	24.978	1'37.359	290,3	13:08'41.220
6	29.247	21.441	21.870	24.997	1'37.555	288,8	13:10'18.775
7	29.106	21.444	21.980	24.870	1'37.400	286,5	13:11'56.175
8	29.069	21.325	21.919	24.839	1'37.152	291,9	13:13'33.327
9	29.257	21.377	21.954	24.950	1'37.538	290,3	13:15'10.865
10	29.162	21.300	21.921	24.951	1'37.334	291,1	13:16'48.199
11	29.161	21.606	21.989	24.889	1'37.645	287,2	13:18'25.844
12	29.193	21.480	21.989	24.868	1'37.530	291,1	13:20'03.374
13	29.332	21.420	22.030	25.025	1'37.807	288,0	13:21'41.181
14	29.221	21.457	21.996	24.988	1'37.662	291,1	13:23'18.843
15	29.243	21.403	22.122	25.186	1'37.954	289,5	13:24'56.797
16	29.256	21.388	22.102	25.027	1'37.773	288,8	13:26'34.570
17	29.157	21.660	22.188	25.134	1'38.139	290,3	13:28'12.709
18	29.283	21.504	22.063	25.036	1'37.886	290,3	13:29'50.595
19	29.172	21.518	22.182	25.196	1'38.068	291,1	13:31'28.663
20	29.277	21.478	22.044	25.074	1'37.873	291,1	13:33'06.536
21	29.394	21.565	22.241	25.877	1'39.077	290,3	13:34'45.613

Race Time 34'15.613

2° 66 T. SYKES (1'37.180)							
Lap	Seg.1	Seg.2	Seg.3	Seg.4	Lap Time	km/h	Local Time
1		21.615	22.064	25.104	1'41.222	286,5	13:02'11.222
2	29.417	21.764	21.917	24.908	1'38.006	271,4	13:03'49.228
3	29.128	21.667	22.041	25.008	1'37.844	277,6	13:05'27.072
4	29.164	21.631	21.913	24.938	1'37.646	282,0	13:07'04.718
5	29.186	21.548	21.974	24.901	1'37.609	280,5	13:08'42.327
6	29.160	21.580	21.887	24.861	1'37.488	276,9	13:10'19.815
7	29.125	21.436	21.875	24.744	1'37.180	281,3	13:11'56.995
8	29.120	21.534	21.991	24.851	1'37.496	280,5	13:13'34.491
9	29.307	21.373	21.902	24.888	1'37.470	283,5	13:15'11.961
10	29.200	21.459	22.241	24.956	1'37.856	288,8	13:16'49.817
11	29.195	21.313	22.135	24.910	1'37.553	288,8	13:18'27.370
12	29.305	21.519	22.079	24.835	1'37.738	285,7	13:20'05.108
13	29.375	21.468	22.249	25.017	1'38.109	286,5	13:21'43.217
14	29.187	21.518	22.340	25.026	1'38.071	288,0	13:23'21.288
15	29.289	21.510	22.103	24.852	1'37.754	291,1	13:24'59.042
16	29.312	21.496	22.146	25.017	1'37.971	289,5	13:26'37.013
17	29.256	21.507	22.253	24.954	1'37.970	287,2	13:28'14.983
18	29.435	21.616	22.102	25.056	1'38.209	286,5	13:29'53.192
19	29.491	21.675	22.264	25.428	1'38.858	285,0	13:31'32.050
20	29.413	21.594	22.229	25.018	1'38.254	288,8	13:33'10.304
21	29.477	21.571	22.255	25.097	1'38.400	288,0	13:34'48.704

Race Time 34'18.704

3° 12 X. FORES (1'37.544)							
Lap	Seg.1	Seg.2	Seg.3	Seg.4	Lap Time	km/h	Local Time
1		21.840	21.987	25.138	1'41.863	251,2	13:02'11.863
2	29.116	21.655	21.959	25.046	1'37.776	268,7	13:03'49.639
3	28.938	21.626	22.128	24.906	1'37.598	261,5	13:05'27.237
4	29.079	21.817	21.953	25.034	1'37.883	274,1	13:07'05.120
5	29.057	21.602	21.959	24.926	1'37.544	262,8	13:08'42.664
6	29.029	21.698	22.089	24.982	1'37.798	267,3	13:10'20.462
7	29.022	21.547	22.087	24.956	1'37.612	270,7	13:11'58.074
8	29.032	21.991	22.133	24.921	1'38.077	278,4	13:13'36.151
9	29.084	21.468	22.033	25.139	1'37.724	277,6	13:15'13.875
10	29.232	21.720	22.202	25.160	1'38.314	280,5	13:16'52.189
11	29.216	21.446	22.149	25.055	1'37.866	276,2	13:18'30.055
12	29.289	21.685	22.214	25.245	1'38.433	274,1	13:20'08.488
13	29.225	21.451	22.253	25.174	1'38.103	273,4	13:21'46.591
14	29.260	21.579	22.203	25.042	1'38.084	275,5	13:23'24.675

15	29.409	21.678	22.181	25.248	1'38.516	274,8	13:25'03.191
16	29.357	21.617	22.229	25.208	1'38.411	276,9	13:26'41.602
17	29.346	21.644	22.252	25.259	1'38.501	274,8	13:28'20.103
18	29.346	21.701	22.244	25.292	1'38.583	276,2	13:29'58.686
19	29.419	21.666	22.276	25.157	1'38.518	276,9	13:31'37.204
20	29.286	21.629	22.151	25.304	1'38.370	279,8	13:33'15.574
21	29.410	21.639	22.231	25.317	1'38.597	277,6	13:34'54.171

Race Time 34'24.171

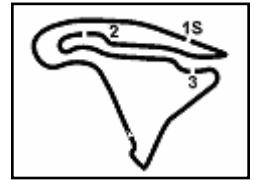
4° 32 L. SAVADORI (1'37.474)							
Lap	Seg.1	Seg.2	Seg.3	Seg.4	Lap Time	km/h	Local Time
1		21.863	21.905	25.138	1'41.628	267,3	13:02'11.628
2	29.301	22.005	21.940	25.273	1'38.519	270,0	13:03'50.147
3	29.076	21.722	22.061	25.151	1'38.010	271,4	13:05'28.157
4	29.044	21.774	21.964	25.013	1'37.795	279,8	13:07'05.952
5	29.180	21.710	21.941	24.879	1'37.710	282,0	13:08'43.662
6	29.116	21.531	21.993	24.966	1'37.606	281,3	13:10'21.268
7	29.023	21.555	21.955	24.941	1'37.474	277,6	13:11'58.742
8	29.196	21.452	22.122	24.989	1'37.759	283,5	13:13'36.501
9	29.143	21.618	22.156	25.034	1'37.951	280,5	13:15'14.452
10	29.185	21.530	22.139	25.136	1'37.990	280,5	13:16'52.442
11	29.326	21.597	22.143	25.063	1'38.129	271,4	13:18'30.571
12	29.320	21.474	22.108	25.364	1'38.266	279,1	13:20'08.837
13	29.187	21.555	22.169	25.097	1'38.008	276,2	13:21'46.845
14	29.226	21.676	22.284	25.032	1'38.218	269,3	13:23'25.063
15	29.307	21.765	22.113	25.242	1'38.427	274,1	13:25'03.490
16	29.283	21.643	22.236	25.233	1'38.395	267,3	13:26'41.885
17	29.388	21.764	22.226	25.213	1'38.591	268,7	13:28'20.476
18	29.413	21.589	22.217	25.372	1'38.591	282,7	13:29'59.067
19	29.435	21.695	22.201	25.302	1'38.633	280,5	13:31'37.700
20	29.257	21.553	22.204	25.253	1'38.267	284,2	13:33'15.967
21	29.277	21.748	22.355	25.459	1'38.839	273,4	13:34'54.806

Race Time 34'24.806

5° 7 C. DAVIES (1'37.501)							
Lap	Seg.1	Seg.2	Seg.3	Seg.4	Lap Time	km/h	Local Time
1		22.004	22.234	25.207	1'42.656	264,7	13:02'12.656
2	29.162	22.112	22.168	25.121	1'38.563	268,0	13:03'51.219
3	29.133	21.731	22.070	25.158	1'38.092	274,1	13:05'29.311
4	29.150	21.553	22.058	25.162	1'37.923	275,5	13:07'07.234
5	29.296	21.380	22.073	24.968	1'37.717	285,0	13:08'44.951
6	29.133	21.435	22.023	25.029	1'37.620	288,0	13:10'22.571
7	29.177	21.664	21.941	25.121	1'37.903	282,7	13:12'00.474
8	29.247	21.446	22.375	25.098	1'38.166	288,0	13:13'38.640
9	29.270	21.549	22.093	25.094	1'38.006	290,3	13:15'16.646
10	29.354	21.662	22.063	25.005	1'38.084	291,1	13:16'54.730
11	29.234	21.406	21.928	24.933	1'37.501	287,2	13:18'32.231
12	29.257	21.516	22.054	25.037	1'37.864	285,7	13:20'10.095
13	29.206	21.436	22.049	25.144	1'37.835	285,7	13:21'47.930
14	29.238	21.649	22.205	25.275	1'38.367	281,3	13:23'26.297
15	29.380	21.574	22.054	25.186	1'38.194	286,5	13:25'04.491
16	29.204	21.529	22.130	25.153	1'38.016	284,2	13:26'42.507
17	29.261	21.647	22.119	25.215	1'38.242	275,5	13:28'20.749
18	29.276	21.836	22.390	25.292	1'38.794	275,5	13:29'59.543
19	29.361	21.814	22.299	25.258	1'38.732	272,7	13:31'38.275
20	29.321	21.654	22.088	25.275	1'38.338	274,1	13:33'16.613
21	29.443	21.805	22.334	25.492	1'39.074	279,8	13:34'55.687

Race Time 34'25.687

6° 33 M. MELANDRI (1'37.677)							
Lap	Seg.1	Seg.2	Seg.3	Seg.4	Lap Time	km/h	Local Time
1		22.476	22.483	25.650	1'44.422	258,4	13:02'14.422
2	29.280	21.678	22.352	25.279	1'38.589	267,3	13:03'53.011
3	29.009	22.315	22.225	25.272	1'38.821	275,5	13:05'31.832
4	29.058	21.891	21.999	25.051	1'37.999	273,4	13:07'09.831
5	29.034	21.634	22.027	24.982	1'37.677	272,0	13:08'47.508
6	29.028	21.765	22.020	25.140	1'37.953	279,8	13:10'25.461



ACERBIS French Round, 28 - 30 September 2018 World Superbike - Chronological Analysis Race 1

Magny-Cours 4.411 m

Start at 13:00'30.000

2 / 4

Lap	Seg.1	Seg.2	Seg.3	Seg.4	Lap Time	km/h	Local Time
7	28.984	21.727	22.104	25.204	1'38.019	273,4	13:12'03.480
8	29.023	21.580	22.054	25.195	1'37.852	279,1	13:13'41.332
9	29.122	21.906	22.373	25.285	1'38.686	274,8	13:15'20.018
10	29.023	21.911	22.155	25.131	1'38.220	276,9	13:16'58.238
11	29.069	21.647	22.199	25.332	1'38.247	274,8	13:18'36.485
12	28.973	21.658	22.267	25.292	1'38.190	276,2	13:20'14.675
13	29.162	21.481	22.064	25.276	1'37.983	280,5	13:21'52.658
14	29.044	21.543	22.116	25.111	1'37.814	281,3	13:23'30.472
15	29.224	21.589	22.111	25.180	1'38.104	284,2	13:25'08.576
16	29.015	21.497	22.193	25.163	1'37.868	282,7	13:26'46.444
17	29.086	21.685	22.246	25.369	1'38.386	271,4	13:28'24.830
18	29.194	21.862	22.153	25.212	1'38.421	276,2	13:30'03.251
19	29.101	21.605	22.129	25.213	1'38.048	280,5	13:31'41.299
20	29.127	21.548	22.193	25.186	1'38.054	285,0	13:33'19.353
21	29.249	21.848	22.213	25.459	1'38.769	276,2	13:34'58.122
Race Time 34'28.122							

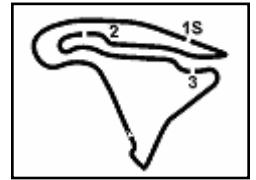
9° 50 E. LAVERTY (1'38.146)							
Lap	Seg.1	Seg.2	Seg.3	Seg.4	Lap Time	km/h	Local Time
1		22.658	22.732	25.567	1'45.194	249,4	13:02'15.194
2	29.373	21.698	22.225	25.424	1'38.720	270,0	13:03'53.914
3	29.228	21.846	22.479	25.382	1'38.935	272,0	13:05'32.849
4	28.945	21.696	22.267	25.238	1'38.146	277,6	13:07'10.995
5	29.073	21.809	22.215	25.348	1'38.445	282,0	13:08'49.440
6	29.105	21.559	22.340	25.243	1'38.247	282,7	13:10'27.687
7	29.158	21.629	22.325	25.307	1'38.419	282,0	13:12'06.106
8	29.029	21.687	22.419	25.249	1'38.384	280,5	13:13'44.490
9	29.140	21.659	22.332	25.476	1'38.607	281,3	13:15'23.097
10	29.232	21.712	22.405	25.378	1'38.727	280,5	13:17'01.824
11	29.190	21.671	22.287	25.293	1'38.441	279,8	13:18'40.265
12	29.214	21.656	22.302	25.483	1'38.655	284,2	13:20'18.920
13	29.166	21.688	22.343	25.424	1'38.621	282,0	13:21'57.541
14	29.091	21.789	22.389	25.439	1'38.708	279,8	13:23'36.249
15	29.159	21.741	22.366	25.378	1'38.644	282,7	13:25'14.893
16	29.119	21.624	22.350	25.391	1'38.484	282,7	13:26'53.377
17	29.162	21.950	22.356	25.593	1'39.061	275,5	13:28'32.438
18	29.126	22.048	22.323	25.442	1'38.939	267,3	13:30'11.377
19	29.051	22.038	22.331	25.310	1'38.730	272,0	13:31'50.107
20	28.969	21.734	22.443	25.386	1'38.532	277,6	13:33'28.639
21	29.131	21.960	22.479	26.432	1'40.002	272,7	13:35'08.641
Race Time 34'38.641							

7° 60 M. VAN DER MARK (1'37.851)							
Lap	Seg.1	Seg.2	Seg.3	Seg.4	Lap Time	km/h	Local Time
1		22.547	22.258	25.263	1'43.743	266,7	13:02'13.743
2	29.002	22.089	22.145	25.158	1'38.394	277,6	13:03'52.137
3	29.091	22.099	22.179	25.241	1'38.610	281,3	13:05'30.747
4	29.042	21.697	21.998	25.187	1'37.924	288,8	13:07'08.671
5	29.057	21.539	22.056	25.228	1'37.880	289,5	13:08'46.551
6	29.256	21.664	22.083	24.978	1'37.981	288,8	13:10'24.532
7	29.135	21.645	22.169	25.107	1'38.056	280,5	13:12'02.588
8	29.025	21.941	22.171	25.408	1'38.545	270,0	13:13'41.133
9	28.976	22.084	22.170	25.028	1'38.258	286,5	13:15'19.391
10	29.128	21.640	22.178	25.081	1'38.027	291,1	13:16'57.418
11	29.115	21.622	22.240	25.162	1'38.139	294,3	13:18'35.557
12	29.132	21.716	22.196	25.243	1'38.287	291,1	13:20'13.844
13	29.102	21.612	22.165	25.208	1'38.087	293,5	13:21'51.931
14	29.085	21.614	22.137	25.015	1'37.851	291,9	13:23'29.782
15	29.093	21.740	22.276	25.142	1'38.251	291,9	13:25'08.033
16	29.174	21.670	22.147	25.138	1'38.129	293,5	13:26'46.162
17	29.223	21.699	22.199	25.767	1'38.888	294,3	13:28'25.050
18	29.376	21.880	22.229	25.374	1'38.859	277,6	13:30'03.909
19	29.207	21.748	22.371	25.294	1'38.620	291,9	13:31'42.529
20	29.340	21.691	22.432	25.268	1'38.731	292,7	13:33'21.260
21	29.329	21.870	22.370	25.517	1'39.086	292,7	13:35'00.346
Race Time 34'30.346							

10° 76 L. BAZ (1'37.950)							
Lap	Seg.1	Seg.2	Seg.3	Seg.4	Lap Time	km/h	Local Time
1		22.532	22.414	25.336	1'44.239	248,8	13:02'14.239
2	29.072	22.050	22.282	25.066	1'38.470	267,3	13:03'52.709
3	29.168	22.082	22.265	24.950	1'38.465	278,4	13:05'31.174
4	29.140	21.871	22.021	24.924	1'37.956	279,8	13:07'09.130
5	29.183	21.757	22.095	24.915	1'37.950	278,4	13:08'47.080
6	29.215	21.606	22.154	24.975	1'37.950	282,0	13:10'25.030
7	29.211	21.892	22.344	25.142	1'38.589	279,8	13:12'03.619
8	29.154	21.847	22.082	25.004	1'38.087	280,5	13:13'41.706
9	29.186	21.905	22.278	25.169	1'38.538	277,6	13:15'20.244
10	29.299	21.900	22.159	25.301	1'38.659	272,7	13:16'58.903
11	29.218	21.942	22.190	25.104	1'38.454	278,4	13:18'37.357
12	29.311	21.888	22.287	25.028	1'38.514	279,8	13:20'15.871
13	29.342	21.829	22.239	25.252	1'38.662	279,1	13:21'54.533
14	29.371	21.709	22.404	25.181	1'38.665	283,5	13:23'33.198
15	29.465	21.989	22.385	25.149	1'38.988	285,0	13:25'12.186
16	29.830	21.979	22.364	25.222	1'39.395	279,8	13:26'51.581
17	29.563	21.979	22.459	25.933	1'39.934	284,2	13:28'31.515
18	29.478	22.042	22.292	25.392	1'39.204	273,4	13:30'10.719
19	29.477	21.985	22.275	25.121	1'38.858	281,3	13:31'49.577
20	29.381	22.135	22.405	25.398	1'39.319	283,5	13:33'28.896
21	29.385	21.992	22.400	26.049	1'39.826	268,0	13:35'08.722
Race Time 34'38.722							

8° 54 T. RAZGATLIOGLU (1'37.814)							
Lap	Seg.1	Seg.2	Seg.3	Seg.4	Lap Time	km/h	Local Time
1		22.425	22.244	25.222	1'43.021	259,0	13:02'13.021
2	28.957	21.758	21.967	25.132	1'37.814	264,7	13:03'50.835
3	29.186	21.866	22.105	25.012	1'38.169	291,1	13:05'29.004
4	29.273	21.572	22.073	25.602	1'38.520	288,0	13:07'07.524
5	29.125	21.826	22.022	25.217	1'38.190	273,4	13:08'45.714
6	29.196	21.699	22.068	25.208	1'38.171	283,5	13:10'23.885
7	29.364	21.662	22.065	25.200	1'38.291	286,5	13:12'02.176
8	29.379	21.701	22.263	25.259	1'38.602	288,8	13:13'40.778
9	29.384	22.100	22.286	25.200	1'38.970	284,2	13:15'19.748
10	29.215	22.211	22.226	25.206	1'38.858	286,5	13:16'58.606
11	29.235	21.743	22.294	25.291	1'38.563	284,2	13:18'37.169
12	29.439	22.040	22.374	25.269	1'39.122	287,2	13:20'16.291
13	29.187	21.759	22.300	25.491	1'38.737	278,4	13:21'55.028
14	29.335	21.807	22.432	25.287	1'38.861	280,5	13:23'33.889
15	29.389	21.721	22.435	25.250	1'38.795	291,1	13:25'12.684
16	29.405	21.981	22.431	25.304	1'39.121	284,2	13:26'51.805
17	29.416	21.976	22.543	25.412	1'39.347	286,5	13:28'31.152
18	29.533	21.911	22.344	25.244	1'39.032	282,0	13:30'10.184
19	29.527	21.842	22.404	25.257	1'39.030	288,0	13:31'49.214
20	29.471	21.721	22.453	25.393	1'39.038	291,1	13:33'28.252
21	29.680	21.900	22.563	26.096	1'40.239	274,8	13:35'08.491
Race Time 34'38.491							

11° 2 L. CAMIER (1'38.414)							
Lap	Seg.1	Seg.2	Seg.3	Seg.4	Lap Time	km/h	Local Time
1		22.405	22.261	25.328	1'43.582	265,4	13:02'13.582
2	29.100	22.054	22.437	25.367	1'38.958	277,6	13:03'52.540
3	29.249	23.012	22.865	25.427	1'40.553	282,7	13:05'33.093
4	29.049	21.973	22.103	25.474	1'38.599	281,3	13:07'11.692
5	29.114	21.877	22.440	25.236	1'38.667	276,9	13:08'50.359
6	29.152	21.945	22.303	25.241	1'38.641	282,0	13:10'29.000
7	29.232	21.800	22.448	25.188	1'38.668	276,9	13:12'07.668
8	29.332	21.794	22.315	25.206	1'38.647	277,6	13:13'46.315
9	29.466	21.737	22.124	25.087	1'38.414	281,3	13:15'24.729
10	29.297	21.697	22.326	25.295	1'38.615	288,8	13:17'03.344
11	29.312	21.817	22.124	25.194	1'38.447	282,7	13:18'41.791
12	29.355	21.764	22.191	25.170	1'38.480	284,2	13:20'20.271
13	29.365	21.621	22.227	25.311	1'38.524	289,5	13:21'58.795
14	29.311	21.807	22.203	25.223	1'38.544	288,	



ACERBIS French Round, 28 - 30 September 2018 World Superbike - Chronological Analysis Race 1

Magny-Cours 4.411 m

Start at 13:00'30.000

3 / 4

15	29.329	21.750	22.111	25.296	1'38.486	287,2	13:25'15.825	7	29.405	21.857	22.346	25.208	1'38.816	275,5	13:12'11.181
16	29.331	21.653	22.197	25.404	1'38.585	288,8	13:26'54.410	8	29.397	22.079	22.307	25.289	1'39.072	283,5	13:13'50.253
17	29.376	21.962	22.389	25.583	1'39.310	290,3	13:28'33.720	9	29.475	21.803	22.338	25.393	1'39.009	275,5	13:15'29.262
18	29.445	21.837	22.276	25.357	1'38.915	283,5	13:30'12.635	10	29.520	21.883	22.404	25.564	1'39.371	280,5	13:17'08.633
19	29.489	21.655	22.293	25.717	1'39.154	291,1	13:31'51.789	11	29.585	21.970	22.322	25.344	1'39.221	273,4	13:18'47.854
20	29.413	21.619	22.471	25.458	1'38.961	290,3	13:33'30.750	12	29.808	21.831	22.384	25.434	1'39.457	276,2	13:20'27.311
21	29.408	21.860	22.641	25.663	1'39.572	284,2	13:35'10.322	13	29.560	21.844	22.401	25.480	1'39.285	279,8	13:22'06.596
Race Time 34'40.322															

12° 81 J. TORRES (1'38.749)

Lap	Seg.1	Seg.2	Seg.3	Seg.4	Lap Time	km/h	Local Time
1		22.583	22.729	25.792	1'45.542	256,5	13:02'15.542
2	29.614	22.017	22.378	25.471	1'39.480	276,9	13:03'55.022
3	29.192	22.469	22.843	25.316	1'39.820	285,0	13:05'34.842
4	29.426	21.933	22.259	25.281	1'38.899	280,5	13:07'13.741
5	29.526	21.816	22.215	25.400	1'38.957	278,4	13:08'52.698
6	29.509	21.833	22.170	25.445	1'38.957	279,8	13:10'31.655
7	29.500	21.751	22.236	25.413	1'38.900	283,5	13:12'10.555
8	29.514	21.716	22.283	25.424	1'38.937	286,5	13:13'49.492
9	29.599	21.693	22.427	25.270	1'38.989	286,5	13:15'28.481
10	29.651	21.815	22.333	25.490	1'39.289	284,2	13:17'07.770
11	29.546	21.682	22.275	25.310	1'38.813	280,5	13:18'46.583
12	29.607	21.693	22.275	25.404	1'38.979	286,5	13:20'25.562
13	29.460	21.771	22.193	25.430	1'38.854	283,5	13:22'04.416
14	29.495	21.703	22.351	25.442	1'38.991	284,2	13:23'43.407
15	29.449	21.723	22.181	25.396	1'38.749	285,7	13:25'22.156
16	29.548	21.829	22.196	25.413	1'38.986	282,7	13:27'01.142
17	29.473	21.839	22.215	25.433	1'38.960	283,5	13:28'40.102
18	29.431	21.935	22.544	25.774	1'39.684	279,8	13:30'19.786
19	29.516	22.167	22.559	25.871	1'40.113	285,7	13:31'59.899
20	29.497	21.839	22.424	25.414	1'39.174	276,9	13:33'39.073
21	29.709	21.815	22.291	25.491	1'39.306	285,7	13:35'18.379
Race Time 34'48.379							

15° 40 R. RAMOS (1'39.294)

Lap	Seg.1	Seg.2	Seg.3	Seg.4	Lap Time	km/h	Local Time
1		22.889	22.635	25.607	1'45.831	248,8	13:02'15.831
2	29.578	22.172	22.289	25.481	1'39.520	263,4	13:03'55.351
3	29.447	23.140	23.804	25.659	1'42.050	278,4	13:05'37.401
4	29.763	22.430	22.331	25.278	1'39.802	271,4	13:07'17.203
5	29.624	22.034	22.399	25.304	1'39.361	275,5	13:08'56.564
6	29.633	22.334	22.279	25.326	1'39.572	282,0	13:10'36.136
7	29.655	21.890	22.544	25.437	1'39.526	275,5	13:12'15.662
8	29.703	21.985	22.379	25.252	1'39.319	284,2	13:13'54.981
9	29.761	21.941	22.374	25.339	1'39.415	278,4	13:15'34.396
10	29.719	21.853	22.377	25.345	1'39.294	282,7	13:17'13.690
11	29.829	21.881	22.366	25.423	1'39.499	280,5	13:18'53.189
12	29.810	21.949	22.265	25.356	1'39.380	283,5	13:20'32.569
13	29.743	21.969	22.369	25.302	1'39.383	282,7	13:22'11.952
14	29.843	21.944	22.392	25.512	1'39.691	285,0	13:23'51.643
15	29.812	21.998	22.401	25.356	1'39.567	284,2	13:25'31.210
16	29.885	22.114	22.412	25.432	1'39.843	285,7	13:27'11.053
17	29.852	22.150	22.462	25.494	1'39.958	282,0	13:28'51.011
18	30.174	22.062	22.485	25.388	1'40.109	280,5	13:30'31.120
19	29.863	22.033	22.510	25.330	1'39.736	285,0	13:32'10.856
20	29.863	22.100	22.449	25.534	1'39.946	282,0	13:33'50.802
21	30.012	22.502	22.902	25.953	1'41.369	282,0	13:35'32.171
Race Time 35'02.171							

13° 45 J. GAGNE (1'38.577)

Lap	Seg.1	Seg.2	Seg.3	Seg.4	Lap Time	km/h	Local Time
1		22.660	22.588	25.529	1'44.795	255,3	13:02'14.795
2	29.182	21.950	22.302	25.430	1'38.864	267,3	13:03'53.659
3	29.105	22.103	22.356	25.382	1'38.946	270,7	13:05'32.609
4	29.149	21.994	22.265	25.434	1'38.842	278,4	13:07'11.447
5	29.144	21.853	22.228	25.352	1'38.577	275,5	13:08'50.024
6	29.099	21.922	22.264	25.366	1'38.651	275,5	13:10'28.675
7	29.276	21.961	22.358	25.648	1'39.243	276,2	13:12'07.918
8	29.263	21.996	22.271	25.336	1'38.866	267,3	13:13'46.784
9	29.302	21.833	22.325	25.320	1'38.780	273,4	13:15'25.564
10	29.241	21.841	22.315	25.374	1'38.771	276,9	13:17'04.335
11	29.191	22.338	22.389	25.280	1'39.198	286,5	13:18'43.533
12	29.318	21.854	22.300	25.434	1'38.906	276,9	13:20'22.439
13	29.328	22.012	22.434	25.542	1'39.316	279,8	13:22'01.755
14	29.398	22.013	22.409	25.649	1'39.469	279,8	13:23'41.224
15	29.453	21.898	22.381	25.621	1'39.353	285,7	13:25'20.577
16	29.363	21.955	22.331	25.554	1'39.203	284,2	13:26'59.780
17	29.523	22.209	22.401	25.565	1'39.698	273,4	13:28'39.478
18	29.649	22.120	22.624	25.667	1'40.060	277,6	13:30'19.538
19	29.616	22.221	22.540	25.687	1'40.064	281,3	13:31'59.602
20	29.502	22.054	22.792	25.660	1'40.008	285,0	13:33'39.610
21	29.460	21.922	22.412	25.665	1'39.459	274,8	13:35'19.069
Race Time 34'49.069							

14° 36 L. MERCADO (1'38.816)

Lap	Seg.1	Seg.2	Seg.3	Seg.4	Lap Time	km/h	Local Time
1		22.612	22.762	25.976	1'45.375	252,9	13:02'15.375
2	29.659	21.988	22.327	25.322	1'39.296	270,7	13:03'54.671
3	29.331	22.720	23.020	25.353	1'40.424	285,0	13:05'35.095
4	29.342	22.449	22.263	25.321	1'39.375	276,2	13:07'14.470
5	29.372	22.021	22.304	25.355	1'39.052	269,3	13:08'53.522
6	29.413	21.942	22.216	25.272	1'38.843	272,0	13:10'32.365

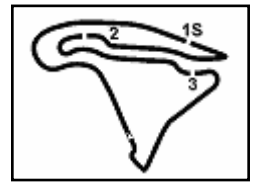
16° 99 P. JACOBSEN (1'39.438)

Lap	Seg.1	Seg.2	Seg.3	Seg.4	Lap Time	km/h	Local Time
1		22.808	22.738	25.971	1'46.152	250,6	13:02'16.152
2	29.497	22.163	22.388	25.627	1'39.675	259,0	13:03'55.827
3	29.360	22.966	22.814	25.513	1'40.653	266,7	13:05'36.480
4	29.409	22.186	22.507	25.562	1'39.664	274,1	13:07'16.144
5	29.431	22.046	22.569	25.609	1'39.655	275,5	13:08'55.799
6	29.591	22.170	22.634	25.612	1'40.007	279,8	13:10'35.806
7	29.495	22.213	22.611	25.970	1'40.289	287,2	13:12'16.095
8	29.508	22.243	22.623	25.599	1'39.973	274,8	13:13'56.068
9	29.592	22.037	22.601	25.593	1'39.823	274,8	13:15'35.891
10	29.557	22.002	22.657	25.689	1'39.905	281,3	13:17'15.796
11	29.634	21.927	22.595	25.649	1'39.805	276,2	13:18'55.601
12	29.748	21.965	22.659	25.747	1'40.119	273,4	13:20'35.720
13	29.616	21.902	22.626	25.587	1'39.731	282,7	13:22'15.451
14	29.542	21.753	22.601	25.542	1'39.438	287,2	13:23'54.889
15	29.720	22.195	22.622	25.653	1'40.190	288,0	13:25'35.079
16	29.599	21.816	22.655	25.641	1'39.711	288,8	13:27'14.790
17	29.759	21.892	22.641	25.687	1'39.979	276,9	13:28'54.769
18	29.750	22.010	22.707	25.582	1'40.049	282,0	13:30'34.818
19	29.791	21.953	22.736	25.623	1'40.103	284,2	13:32'14.921
20	29.795	22.109	22.615	25.516	1'40.035	287,2	13:33'54.956
21	29.794	22.110	22.647	25.631	1'40.182	290,3	13:35'35.138
Race Time 35'05.138							

29/09/2018 P = Pits In/Out - C = Lap Time Cancelled

These data/results cannot be reproduced, stored and/or transmitted in whole or in part by any manner of electronic, mechanical, photocopying, recording, broadcasting or otherwise now known or herein after developed without the previous express consent by the copyright owner, except for reproduction in daily press and regular printed publications on sale to the public within 60 days of the event related to those data/results and always provided that copyright symbol appears together as follows below.

© DORNA WSBK ORGANIZATION Srl 2018



Magny-Cours 4.411 m

4 / 4

ACERBIS French Round, 28 - 30 September 2018 World Superbike - Chronological Analysis Race 1

Start at 13:00'30.000

17° 11 J. GUARNONI (1'39.693)							
Lap	Seg.1	Seg.2	Seg.3	Seg.4	Lap Time	km/h	Local Time
1		22.949	22.617	25.931	1'46.455	247,7	13:02'16.455
2	29.811	22.135	22.575	25.631	1'40.152	268,7	13:03'56.607
3	29.631	22.510	22.884	25.657	1'40.682	274,8	13:05'37.289
4	29.808	22.711	22.600	25.581	1'40.700	274,1	13:07'17.989
5	29.737	21.903	22.482	25.725	1'39.847	271,4	13:08'57.836
6	29.875	22.233	22.406	25.722	1'40.236	278,4	13:10'38.072
7	29.744	22.042	22.529	25.422	1'39.737	276,2	13:12'17.809
8	29.801	22.030	22.446	25.416	1'39.693	276,9	13:13'57.502
9	29.791	21.995	22.468	25.473	1'39.727	274,1	13:15'37.229
10	29.933	22.112	22.576	25.430	1'40.051	273,4	13:17'17.280
11	29.789	21.993	22.501	25.581	1'39.864	274,8	13:18'57.144
12	29.835	22.084	22.636	25.597	1'40.152	276,2	13:20'37.296
13	29.800	21.947	22.519	25.608	1'39.874	280,5	13:22'17.170
14	29.791	22.119	22.587	25.584	1'40.081	273,4	13:23'57.251
15	29.821	22.054	22.583	25.659	1'40.117	278,4	13:25'37.368
16	29.974	22.355	22.747	25.650	1'40.726	277,6	13:27'18.094
17	30.206	22.177	22.630	25.731	1'40.744	275,5	13:28'58.838
18	29.991	22.220	22.856	25.913	1'40.980	273,4	13:30'39.818
19	30.011	22.260	22.828	25.811	1'40.910	272,7	13:32'20.728
20	30.082	22.235	22.831	25.740	1'40.888	276,9	13:34'01.616
21	30.059	22.572	22.858	25.992	1'41.481	274,8	13:35'43.097
					Race Time	35'13.097	

18° 22 A. LOWES (1'38.967)							
Lap	Seg.1	Seg.2	Seg.3	Seg.4	Lap Time	km/h	Local Time
1		22.036	22.307	25.128	1'42.404	254,1	13:02'12.404
2	29.113	21.676	22.054	59.743	2'12.586	270,0	13:04'24.990
3	31.897	23.302	23.427	27.105	1'45.731	259,6	13:06'10.721
4	29.605	22.498	22.658	25.725	1'40.486	276,9	13:07'51.207
5	29.438	22.083	22.458	25.453	1'39.432	272,0	13:09'30.639
6	29.542	22.148	22.437	25.393	1'39.520	275,5	13:11'10.159
7	29.377	21.916	22.334	25.555	1'39.182	290,3	13:12'49.341
8	29.423	21.906	22.413	25.465	1'39.207	292,7	13:14'28.548
9	29.618	21.801	22.479	25.398	1'39.296	285,7	13:16'07.844
10	29.506	21.831	22.350	25.377	1'39.064	284,2	13:17'46.908
11	29.499	21.732	22.431	25.354	1'39.016	285,7	13:19'25.924
12	29.653	21.854	22.417	25.381	1'39.305	288,8	13:21'05.229
13	29.636	21.824	22.391	25.365	1'39.216	288,0	13:22'44.445
14	29.564	21.808	22.360	25.441	1'39.173	291,1	13:24'23.618
15	29.540	21.964	22.572	25.418	1'39.494	285,0	13:26'03.112
16	29.606	21.734	22.596	25.437	1'39.373	280,5	13:27'42.485
17	29.618	21.868	22.525	25.351	1'39.362	284,2	13:29'21.847
18	29.560	22.009	22.443	25.417	1'39.429	287,2	13:31'01.276
19	29.503	21.806	22.414	25.413	1'39.136	293,5	13:32'40.412
20	29.545	21.602	22.552	25.477	1'39.176	292,7	13:34'19.588
21	29.538	21.730	22.406	25.293	1'38.967	284,2	13:35'58.555
					Race Time	35'28.555	

RET 21 M. RINALDI (1'38.287)							
Lap	Seg.1	Seg.2	Seg.3	Seg.4	Lap Time	km/h	Local Time
1		22.196	22.541	25.173	1'43.155	259,6	13:02'13.155
2	28.943	22.044	22.080	25.220	1'38.287	260,2	13:03'51.442
					Race Time	3'21.442	

RET 121 M. LUSSIANA							
Lap	Seg.1	Seg.2	Seg.3	Seg.4	Lap Time	km/h	Local Time
1		27.558	30.705	37.842	2'12.391P	225,9	13:02'42.391
					Race Time	2'12.391	

29/09/2018 P = Pits In/Out - C = Lap Time Cancelled

These data/results cannot be reproduced, stored and/or transmitted in whole or in part by any manner of electronic, mechanical, photocopying, recording, broadcasting or otherwise now known or herein after developed without the previous express consent by the copyright owner, except for reproduction in daily press and regular printed publications on sale to the public within 60 days of the event related to those data/results and always provided that copyright symbol appears together as follows below.

© DORNA WSBK ORGANIZATION Srl 2018