
ACERBIS French Round, 28 - 30 September 2018
World Superbike - Biographical Entry List

Magny-Cours 4.411 m

No.	Rider (Abbreviation)	Nat	Bike	Wins	Podiums	Pole	Races	Tyres	Class
Age	Date of Birth	Place of Birth	Team	2018	2018	2018	2018		
1	REA Jonathan (Rea) 31 02/02/1987	GBR	Kawasaki ZX-10RR Kawasaki Racing Team WorldSBK	66	129	16	238	Pirelli	
				12	17	2	20		
2	CAMIER Leon (Cam) 32 04/08/1986	GBR	Honda CBR1000RR Red Bull Honda World Superbike Team		9		200	Pirelli	
							15		
3	DAVIES Chaz (Dav) 31 10/02/1987	GBR	Ducati Panigale R Aruba.it Racing - Ducati	29	78	6	172	Pirelli	
				2	11	1	20		
4	GUARNONI Jeremy (Gua) 25 28/02/1993	FRA	Kawasaki ZX-10RR Team Pedercini Racing				26	Pirelli	IND
5	FORES Xavi (For) 33 16/09/1985	ESP	Ducati Panigale R Barni Racing Team		4		86	Pirelli	IND
					3		20		
6**	RINALDI Michael Ruben (Rin) 22 21/12/1995	ITA	Ducati Panigale R Aruba.it Racing - Junior Team				14	Pirelli	IND
							14		
7	LOWES Alex (Low) 28 14/09/1990	GBR	Yamaha YZF R1 Pata Yamaha Official WorldSBK Team	1	10	1	124	Pirelli	
				1	3	1	20		
8	SAVADORI Lorenzo (Sav) 25 04/04/1993	ITA	Aprilia RSV4 RF Milwaukee Aprilia				69	Pirelli	
							18		
9	MELANDRI Marco (Mel) 36 07/08/1982	ITA	Ducati Panigale R Aruba.it Racing - Ducati	22	70	3	148	Pirelli	
				2	8	1	20		
10	MERCADO Leandro (Mer) 26 15/02/1992	ARG	Kawasaki ZX-10RR Orelac Racing VerdNatura				80	Pirelli	IND
							20		
11	RAMOS Román (Ram) 27 06/01/1991	ESP	Kawasaki ZX-10RR Team GoEleven Kawasaki				94	Pirelli	IND
							20		
12	GAGNE Jake (Gag) 25 27/08/1993	USA	Honda CBR1000RR Red Bull Honda World Superbike Team				24	Pirelli	
							18		
13	LAVERTY Eugene (Lav) 32 03/06/1986	IRL	Aprilia RSV4 RF Milwaukee Aprilia	13	35	3	146	Pirelli	
					2	1	16		
14	RAZGATLIOGLU Toprak (Raz) 21 16/10/1996	TUR	Kawasaki ZX-10RR Kawasaki Puccetti Racing		1		19	Pirelli	IND
					1		19		
15	VAN DER MARK Michael (vdM) 25 26/10/1992	NED	Yamaha YZF R1 Pata Yamaha Official WorldSBK Team	2	20	1	98	Pirelli	
				2	9		20		
16	SYKES Tom (Syk) 33 19/08/1985	GBR	Kawasaki ZX-10RR Kawasaki Racing Team WorldSBK	34	106	46	254	Pirelli	
				1	6	4	20		
17	BAZ Loris (Baz) 25 01/02/1993	FRA	BMW S 1000 RR GULF ALTHEA BMW Racing Team	2	14	2	81	Pirelli	
							20		
18	TORRES Jordi (Tor) 31 27/08/1987	ESP	MV Agusta 1000 F4 MV Agusta Reparto Corse	1	4		97	Pirelli	
							20		
19	SMRZ Jakub (Smr) 35 07/04/1983	CZE	Yamaha YZF R1 Guandalini Racing		5	3	154	Pirelli	IND
							2		
20	JACOBSEN PJ (Jac) 25 07/08/1993	USA	Honda CBR1000RR TripleM Honda World Superbike Team				20	Pirelli	IND
							20		
21*	LUSSIANA Matthieu (Lus) 30 08/09/1988	FRA	Aprilia RSV4 RF Dreamteamcompany				10	Pirelli	IND

28/09/2018

* = Wild Card

** = One Event

These data/results cannot be reproduced, stored and/or transmitted in whole or in part by any manner of electronic, mechanical, photocopying, recording, broadcasting or otherwise now known or herein after developed without the previous express consent by the copyright owner, except for reproduction in daily press and regular printed publications on sale to the public within 60 days of the event related to those data/results and always provided that copyright symbol appears together as follows below.

© DORNA WSBK ORGANIZATION Srl 2018

FIAT PERUGIA TIMING


Official Tyre Supplier



Official Timekeeper



Magny-Cours 4.411 m

1 / 2

ACERBIS French Round, 28 - 30 September 2018

World Superbike - Results Free Practice 1st Session

No.	Rider	Nat	Team	Bike	Class	Time	Gap	Rel.	Laps	Speed	
										Avg	Max
1	1 J. REA	GBR	Kawasaki Racing Team WorldSBK	Kawasaki ZX-10RR		1'37.202			14	163,367	292,7
2	66 T. SYKES	GBR	Kawasaki Racing Team WorldSBK	Kawasaki ZX-10RR		1'37.724	0.522	0.522	18	162,494	291,1
3	60 M. VAN DER MARK	NED	Pata Yamaha Official WorldSBK Team	Yamaha YZF R1		1'38.110	0.908	0.386	16	161,855	293,5
4	22 A. LOWES	GBR	Pata Yamaha Official WorldSBK Team	Yamaha YZF R1		1'38.226	1.024	0.116	17	161,664	293,5
5	32 L. SAVADORI	ITA	Milwaukee Aprilia	Aprilia RSV4 RF		1'38.278	1.076	0.052	16	161,578	290,3
6	12 X. FORES	ESP	Barni Racing Team	Ducati Panigale R	IND	1'38.371	1.169	0.093	14	161,426	292,7
7	7 C. DAVIES	GBR	Aruba.it Racing - Ducati	Ducati Panigale R		1'38.441	1.239	0.070	15	161,311	294,3
8	76 L. BAZ	FRA	GULF ALTHEA BMW Racing Team	BMW S 1000 RR		1'38.507	1.305	0.066	17	161,203	289,5
9	50 E. LAVERTY	IRL	Milwaukee Aprilia	Aprilia RSV4 RF		1'38.758	1.556	0.251	15	160,793	288,8
10	81 J. TORRES	ESP	MV Agusta Reparto Corse	MV Agusta 1000 F4		1'38.872	1.670	0.114	15	160,608	287,2
11	2 L. CAMIER	GBR	Red Bull Honda World Superbike Team	Honda CBR1000RR		1'39.147	1.945	0.275	16	160,162	289,5
12	36 L. MERCADO	ARG	Orelac Racing VerdNatura	Kawasaki ZX-10RR	IND	1'39.262	2.060	0.115	14	159,977	288,0
13	54 T. RAZGATLIOGLU	TUR	Kawasaki Puccetti Racing	Kawasaki ZX-10RR	IND	1'39.285	2.083	0.023	16	159,940	288,8
14	21 M. RINALDI	ITA	Aruba.it Racing - Junior Team	Ducati Panigale R	IND	1'39.568	2.366	0.283	16	159,485	282,0
15	40 R. RAMOS	ESP	Team GoEleven Kawasaki	Kawasaki ZX-10RR	IND	1'40.328	3.126	0.760	10	158,277	282,0
16	45 J. GAGNE	USA	Red Bull Honda World Superbike Team	Honda CBR1000RR		1'40.346	3.144	0.018	17	158,248	288,8
17	11 J. GUARNONI	FRA	Team Pedercini Racing	Kawasaki ZX-10RR	IND	1'40.725	3.523	0.379	16	157,653	282,7
18	99 P. JACOBSEN	USA	TripleM Honda World Superbike Team	Honda CBR1000RR	IND	1'40.904	3.702	0.179	11	157,373	286,5
19	96 J. SMRZ	CZE	Guandalini Racing	Yamaha YZF R1	IND	1'42.104	4.902	1.200	16	155,524	268,0
----- Out 107% in this Session -----											
20	121 M. LUSSIANA	FRA	Dreamteamcompany	Aprilia RSV4 RF	IND				2		249,4
21	33 M. MELANDRI	ITA	Aruba.it Racing - Ducati	Ducati Panigale R					0		236,8

Qualifying Lap Time (107% of 1'37.202): 1'44.007

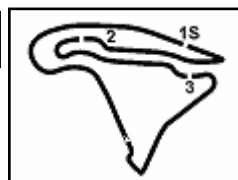
AIR	Humidity:	66%	Temp:	17°C
TRACK	Condition:	Dry	Temp:	20°C

Records	Pole (SP2)	2014	T.Sykes	1'36.366	164,780	Km/h
	Race (RC2)	2016	T.Sykes	1'37.864	162,260	Km/h
	Circuit (SP2)	2014	T.Sykes	1'36.366	164,780	Km/h

Start 28/09/2018 09:45 End 10:34 The results are provisional until the end of the time limit for protests and appeals and the completion of the technical checks.

These data/results cannot be reproduced, stored and/or transmitted in whole or in part by any manner of electronic, mechanical, photocopying, recording, broadcasting or otherwise now known or herein after developed without the previous express consent by the copyright owner, except for reproduction in daily press and regular printed publications on sale to the public within 60 days of the event related to those data/results and always provided that copyright symbol appears together as follows below.

© DORNA WSBK ORGANIZATION Srl 2018



ACERBIS French Round, 28 - 30 September 2018

World Superbike - Results Free Practice 1st Session

Session Highlights

Local Time	No. Rider	Description
09.45.00		Start
09.45.10		WorldSBK Pit Intervention Time: 45 secs
09.46.42	121 M. LUSSIANA	Technical Problem - Pit Exit
09.47.01	99 P. JACOBSEN	Crashed - Turn 13
09.47.14	99 P. JACOBSEN	Re-joined
09.48.26	33 M. MELANDRI	Technical Problem - Turn 5
09.51.41	36 L. MERCADO	Current Lap Cancelled - Exceeded Track Limits - Turn 11
09.53.54	54 T. RAZGATLIOGLU	On Asphalt - Re-Joined - Turn 15
09.54.52	32 L. SAVADORI	Current Lap Cancelled - Exceeded Track Limits - Turn 6
09.58.27	36 L. MERCADO	Current Lap Cancelled - Exceeded Track Limits - Turn 11
10.00.34	81 J. TORRES	Stop - Technical Problem
10.22.15	96 J. SMRZ	Current Lap Cancelled - Exceeded Track Limits - Turn 6
10.23.01		RED FLAG
10.23.01	50 E. LAVERTY	Current Lap Cancelled - Exceeded Track Limits - Turn 6
10.23.10	36 L. MERCADO	Crashed - Turn 17
10.23.14	66 T. SYKES	Current Lap Cancelled - Exceeded Track Limits - Turn 11
10.28.00		Session Restart
10.34.10		End Of Session

Fastest Laps Sequence

No.	Rider	Nat	Team	Bike	Local Time	Time	Gap	Avg
1	J. REA	GBR	Kawasaki Racing Team WorldSBK	Kawasaki ZX-10RR	09:48'23.551	1'38.192		161,720
1	J. REA	GBR	Kawasaki Racing Team WorldSBK	Kawasaki ZX-10RR	09:51'42.257	1'37.800	-0.392	162,368
1	J. REA	GBR	Kawasaki Racing Team WorldSBK	Kawasaki ZX-10RR	10:11'23.025	1'37.621	-0.179	162,666
1	J. REA	GBR	Kawasaki Racing Team WorldSBK	Kawasaki ZX-10RR	10:31'17.823	1'37.202	-0.419	163,367

28/09/2018 Start 09:45 End 10:34 The results are provisional until the end of the time limit for protests and appeals and the completion of the technical checks.

These data/results cannot be reproduced, stored and/or transmitted in whole or in part by any manner of electronic, mechanical, photocopying, recording, broadcasting or otherwise now known or herein after developed without the previous express consent by the copyright owner, except for reproduction in daily press and regular printed publications on sale to the public within 60 days of the event related to those data/results and always provided that copyright symbol appears together as follows below.

© DORNA WSBK ORGANIZATION Srl 2018

ACERBIS French Round, 28 - 30 September 2018

World Superbike - Best Sectors & Speed Free Practice 1st Session

Magny-Cours 4.411 m

BEST LAP

1	1 J. REA	Kawasaki ZX-10RR	1'37.202
2	66 T. SYKES	Kawasaki ZX-10RR	1'37.724
3	60 M. VAN DER MARK	Yamaha YZF R1	1'38.110
4	22 A. LOWES	Yamaha YZF R1	1'38.226
5	32 L. SAVADORI	Aprilia RSV4 RF	1'38.278
6	12 X. FORES	Ducati Panigale R	1'38.371
7	7 C. DAVIES	Ducati Panigale R	1'38.441
8	76 L. BAZ	BMW S 1000 RR	1'38.507
9	50 E. LAVERTY	Aprilia RSV4 RF	1'38.758
10	81 J. TORRES	MV Agusta 1000 F4	1'38.872
11	2 L. CAMIER	Honda CBR1000RR	1'39.147
12	36 L. MERCADO	Kawasaki ZX-10RR	1'39.262
13	54 T. RAZGATLIOGLU	Kawasaki ZX-10RR	1'39.285
14	21 M. RINALDI	Ducati Panigale R	1'39.568
15	40 R. RAMOS	Kawasaki ZX-10RR	1'40.328
16	45 J. GAGNE	Honda CBR1000RR	1'40.346
17	11 J. GUARNONI	Kawasaki ZX-10RR	1'40.725
18	99 P. JACOBSEN	Honda CBR1000RR	1'40.904
19	96 J. SMRZ	Yamaha YZF R1	1'42.104
20	33 M. MELANDRI	Ducati Panigale R	
21	121 M. LUSSIANA	Aprilia RSV4 RF	

SPEED

1	7 C. DAVIES	Ducati Panigale R	294,3
2	60 M. VAN DER MARK	Yamaha YZF R1	293,5
3	22 A. LOWES	Yamaha YZF R1	293,5
4	1 J. REA	Kawasaki ZX-10RR	292,7
5	12 X. FORES	Ducati Panigale R	292,7
6	66 T. SYKES	Kawasaki ZX-10RR	291,1
7	32 L. SAVADORI	Aprilia RSV4 RF	290,3
8	76 L. BAZ	BMW S 1000 RR	289,5
9	2 L. CAMIER	Honda CBR1000RR	289,5
10	45 J. GAGNE	Honda CBR1000RR	288,8
11	50 E. LAVERTY	Aprilia RSV4 RF	288,8
12	54 T. RAZGATLIOGLU	Kawasaki ZX-10RR	288,8
13	36 L. MERCADO	Kawasaki ZX-10RR	288,0
14	81 J. TORRES	MV Agusta 1000 F4	287,2
15	99 P. JACOBSEN	Honda CBR1000RR	286,5
16	11 J. GUARNONI	Kawasaki ZX-10RR	282,7
17	21 M. RINALDI	Ducati Panigale R	282,0
18	40 R. RAMOS	Kawasaki ZX-10RR	282,0
19	96 J. SMRZ	Yamaha YZF R1	268,0
20	121 M. LUSSIANA	Aprilia RSV4 RF	249,4
21	33 M. MELANDRI	Ducati Panigale R	236,8

SEG. 1

1	1 J. REA	29.126
2	60 M. VAN DER MARK	29.172
3	22 A. LOWES	29.248
4	66 T. SYKES	29.284
5	50 E. LAVERTY	29.318
6	32 L. SAVADORI	29.348
7	12 X. FORES	29.359
8	76 L. BAZ	29.385
9	81 J. TORRES	29.429
10	2 L. CAMIER	29.462
11	7 C. DAVIES	29.492
12	36 L. MERCADO	29.588
13	54 T. RAZGATLIOGLU	29.626
14	21 M. RINALDI	29.701
15	45 J. GAGNE	29.729
16	99 P. JACOBSEN	29.944
17	40 R. RAMOS	29.965
18	11 J. GUARNONI	30.061
19	96 J. SMRZ	30.105
20	33 M. MELANDRI	32.408

SEG. 2

1	1 J. REA	21.261
2	66 T. SYKES	21.419
3	12 X. FORES	21.493
4	32 L. SAVADORI	21.515
5	7 C. DAVIES	21.539
6	22 A. LOWES	21.563
7	60 M. VAN DER MARK	21.624
8	76 L. BAZ	21.633
9	36 L. MERCADO	21.699
10	81 J. TORRES	21.739
11	50 E. LAVERTY	21.745
12	54 T. RAZGATLIOGLU	21.781
13	2 L. CAMIER	21.789
14	21 M. RINALDI	21.943
15	45 J. GAGNE	22.032
16	40 R. RAMOS	22.073
17	11 J. GUARNONI	22.084
18	99 P. JACOBSEN	22.149
19	96 J. SMRZ	22.523
20	121 M. LUSSIANA	25.297
21	33 M. MELANDRI	25.758

SEG. 3

1	1 J. REA	21.950
2	66 T. SYKES	22.091
3	60 M. VAN DER MARK	22.212
4	7 C. DAVIES	22.217
5	22 A. LOWES	22.271
6	81 J. TORRES	22.296
7	32 L. SAVADORI	22.308
8	12 X. FORES	22.343
9	36 L. MERCADO	22.359
10	76 L. BAZ	22.363
11	2 L. CAMIER	22.379
12	54 T. RAZGATLIOGLU	22.415
13	50 E. LAVERTY	22.421
14	21 M. RINALDI	22.501
15	45 J. GAGNE	22.737
16	40 R. RAMOS	22.749
17	11 J. GUARNONI	22.750
18	96 J. SMRZ	22.956
19	99 P. JACOBSEN	22.993
20	33 M. MELANDRI	25.333
21	121 M. LUSSIANA	26.455

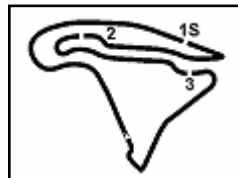
SEG. 4

1	66 T. SYKES	24.832
2	1 J. REA	24.865
3	22 A. LOWES	24.953
4	76 L. BAZ	25.006
5	32 L. SAVADORI	25.027
6	60 M. VAN DER MARK	25.054
7	7 C. DAVIES	25.106
8	12 X. FORES	25.117
9	21 M. RINALDI	25.249
10	50 E. LAVERTY	25.274
11	54 T. RAZGATLIOGLU	25.288
12	36 L. MERCADO	25.361
13	2 L. CAMIER	25.408
14	81 J. TORRES	25.408
15	40 R. RAMOS	25.437
16	45 J. GAGNE	25.602
17	11 J. GUARNONI	25.727
18	99 P. JACOBSEN	25.818
19	96 J. SMRZ	26.132
20	33 M. MELANDRI	29.075

28/09/2018

These data/results cannot be reproduced, stored and/or transmitted in whole or in part by any manner of electronic, mechanical, photocopying, recording, broadcasting or otherwise now known or herein after developed without the previous express consent by the copyright owner, except for reproduction in daily press and regular printed publications on sale to the public within 60 days of the event related to those data/results and always provided that copyright symbol appears together as follows below.

© DORNA WSBK ORGANIZATION Srl 2018



Magny-Cours 4.411 m

ACERBIS French Round, 28 - 30 September 2018

World Superbike - Ideal Times Free Practice 1st Session

No.	Rider	Nat	Bike	Seg. 1	Seg. 2	Seg. 3	Seg. 4	Ideal Time		
				Diff. 1	Diff. 2	Diff. 3	Diff. 4	Best Lap	Pos.	Diff.
1	1 J. REA	GBR	Kawasaki ZX-10RR	29.126	21.261	21.950	24.865	1'37.202		
								1'37.202	3	
2	66 T. SYKES	GBR	Kawasaki ZX-10RR	29.284 0.071	21.419	22.091	24.832 0.027	1'37.626		
								1'37.724	4	0.098
3	22 A. LOWES	GBR	Yamaha YZF R1	29.248 0.034	21.563 0.157	22.271	24.953	1'38.035		
								1'38.226	6	0.191
4	60 M. VAN DER MARK	NED	Yamaha YZF R1	29.172	21.624 0.048	22.212	25.054	1'38.062		
								1'38.110	5	0.048
5	32 L. SAVADORI	ITA	Aprilia RSV4 RF	29.348	21.515 0.080	22.308	25.027	1'38.198		
								1'38.278	7	0.080
6	12 X. FORES	ESP	Ducati Panigale R	29.359	21.493 0.037	22.343 0.022	25.117	1'38.312		
								1'38.371	8	0.059
7	7 C. DAVIES	GBR	Ducati Panigale R	29.492 0.084	21.539 0.003	22.217	25.106	1'38.354		
								1'38.441	9	0.087
8	76 L. BAZ	FRA	BMW S 1000 RR	29.385 0.012	21.633 0.108	22.363	25.006	1'38.387		
								1'38.507	10	0.120
9	50 E. LAVERTY	IRL	Aprilia RSV4 RF	29.318	21.745	22.421	25.274	1'38.758		
								1'38.758	11	
10	81 J. TORRES	ESP	MV Agusta 1000 F4	29.429	21.739	22.296	25.408	1'38.872		
								1'38.872	12	
11	36 L. MERCADO	ARG	Kawasaki ZX-10RR	29.588	21.699	22.359	25.361 0.255	1'39.007		
								1'39.262	14	0.255
12	2 L. CAMIER	GBR	Honda CBR1000RR	29.462	21.789	22.379	25.408 0.109	1'39.038		
								1'39.147	13	0.109
13	54 T. RAZGATLIOGLU	TUR	Kawasaki ZX-10RR	29.626 0.069	21.781	22.415	25.288 0.106	1'39.110		
								1'39.285	15	0.175
14	21 M. RINALDI	ITA	Ducati Panigale R	29.701 0.007	21.943 0.099	22.501	25.249 0.068	1'39.394		
								1'39.568	16	0.174
15	45 J. GAGNE	USA	Honda CBR1000RR	29.729	22.032 0.206	22.737 0.040	25.602	1'40.100		
								1'40.346	18	0.246
16	40 R. RAMOS	ESP	Kawasaki ZX-10RR	29.965 0.079	22.073	22.749 0.025	25.437	1'40.224		
								1'40.328	17	0.104
17	11 J. GUARNONI	FRA	Kawasaki ZX-10RR	30.061	22.084 0.103	22.750	25.727	1'40.622		
								1'40.725	19	0.103
18	99 P. JACOBSEN	USA	Honda CBR1000RR	29.944	22.149	22.993	25.818	1'40.904		
								1'40.904	20	
19	96 J. SMRZ	CZE	Yamaha YZF R1	30.105 0.164	22.523 0.079	22.956 0.145	26.132	1'41.716		
								1'42.104	21	0.388
Overall Ideal Time				29.126	21.261	21.950	24.832	1'37.169		

28/09/2018
 These data/results cannot be reproduced, stored and/or transmitted in whole or in part by any manner of electronic, mechanical, photocopying, recording, broadcasting or otherwise now known or herein after developed without the previous express consent by the copyright owner, except for reproduction in daily press and regular printed publications on sale to the public within 60 days of the event related to those data/results and always provided that copyright symbol appears together as follows below.
 © DORNA WSBK ORGANIZATION Srl 2018

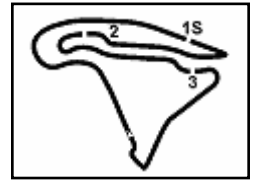
FICR PERUGIA TIMING



Official Tyre Supplier



Official Timekeeper



ACERBIS French Round, 28 - 30 September 2018 World Superbike - Chronological Analysis Free Practice 1st Session

Magny-Cours 4.411 m

1 / 3

1° 1 J. REA (1'37.202)							
Lap	Seg.1	Seg.2	Seg.3	Seg.4	Lap Time	km/h	Local Time
1		23.370	23.264	25.622	270,7	9:46'45.359	
2	29.412	21.573	22.134	25.073	1'38.192	287,2	9:48'23.551
3	29.228	23.520	22.523	25.635	1'40.906	292,7	9:50'04.457
4	29.185	21.497	22.078	25.040	1'37.800	290,3	9:51'42.257
5	29.221	22.041	23.340	27.735	1'42.337P	287,2	9:53'24.594
6	15'07.970	22.562	23.209	27.069	16'20.810P	257,8	10:09'45.404
7	29.189	21.508	22.017	24.907	1'37.621	287,2	10:11'23.025
8	29.176	21.520	22.105	24.971	1'37.772	292,7	10:13'00.797
9	29.285	21.576	22.080	25.526	1'38.467	291,9	10:14'39.264
10	29.198	21.463	22.168	25.023	1'37.852	289,5	10:16'17.116
11	29.234	21.507	22.192	25.024	1'37.957	288,8	10:17'55.073
12	33.860	24.579	23.106	27.183	1'48.728P	270,7	10:19'43.801
13	3'15.563	28.166	23.819	34.347	4'41.895CP	274,8	10:24'25.696
14	4'05.058	22.042	22.640	25.185	5'14.925P	285,7	10:29'40.621
15	29.126	21.261	21.950	24.865	1'37.202	291,9	10:31'17.823

3	29.545	21.842	22.544	25.151	1'39.082	279,8	9:50'14.517
4	29.248	21.788	22.414	25.039	1'38.489	276,2	9:51'53.006
5	29.352	21.860	22.322	25.097	1'38.631	273,4	9:53'31.637
6	29.679	22.025	22.661	25.535	1'39.900	282,7	9:55'11.537
7	29.652	21.831	22.704	25.357	1'39.544	282,7	9:56'51.081
8	32.597	26.687	23.951	30.699	1'53.934P	241,1	9:58'45.015
9	7'50.793	26.963	23.254	25.826	9'06.836P	242,2	10:07'51.851
10	29.601	21.896	22.548	25.211	1'39.256	282,0	10:09'31.107
11	29.432	21.839	22.543	25.074	1'38.888	288,8	10:11'09.995
12	29.350	21.563	22.647	25.130	1'38.690	290,3	10:12'48.685
13	29.425	21.751	22.482	25.179	1'38.837	288,0	10:14'27.522
14	30.939	25.898	24.934	29.508	1'51.279P	254,1	10:16'18.801
15	4'21.595	23.953	22.919	25.501	5'33.968P	269,3	10:21'52.769
16	29.255	21.608	22.303	33.017	1'46.183CP	293,5	10:23'38.952
17	4'54.325	23.726	22.954	25.372	6'06.377P	256,5	10:29'45.329
18	29.282	21.720	22.271	24.953	1'38.226	270,7	10:31'23.555

2° 66 T. SYKES (1'37.724)							
Lap	Seg.1	Seg.2	Seg.3	Seg.4	Lap Time	km/h	Local Time
1		25.561	24.550	27.014	198,2	9:47'57.506	
2	30.527	22.685	23.741	25.991	1'42.944	274,8	9:49'40.450
3	29.723	21.988	22.557	25.488	1'39.756	288,8	9:51'20.206
4	29.524	21.545	22.325	25.200	1'38.594	285,7	9:52'58.800
5	29.727	22.247	23.075	26.370	1'41.419	277,6	9:54'40.219
6	29.454	21.704	22.841	26.191	1'40.190	290,3	9:56'20.409
7	29.412	21.703	22.388	25.049	1'38.552	291,1	9:57'58.961
8	29.501	21.602	22.266	24.931	1'38.300	284,2	9:59'37.261
9	29.846	22.247	22.986	25.315	1'40.394	268,0	10:01'17.655
10	29.388	21.776	22.217	24.905	1'38.286	284,2	10:02'55.941
11	29.441	21.673	22.769	26.154	1'40.037	287,2	10:04'35.978
12	29.372	21.696	22.158	24.832	1'38.058	281,3	10:06'14.036
13	31.354	25.483	23.197	27.921	1'47.955P	284,2	10:08'01.991
14	9'30.926	25.965	23.484	25.647	10'46.022P	236,8	10:18'48.013
15	29.502	21.502	22.119	24.900	1'38.023	288,0	10:20'26.036
16	29.355	21.419	22.091	24.859	1'37.724	291,1	10:22'03.760
17	29.323	21.448	23.043	33.837	1'47.651CP	290,3	10:23'51.411
18	4'48.564	25.325	23.492	31.449	6'08.830P	245,5	10:30'00.241
19	29.284	21.469	22.131	24.952	1'37.836		10:31'38.077

5° 32 L. SAVADORI (1'38.278)							
Lap	Seg.1	Seg.2	Seg.3	Seg.4	Lap Time	km/h	Local Time
1		27.460	25.498	29.284	169,8	9:47'16.188	
2	32.063	24.272	23.389	26.695	1'46.419	224,5	9:49'02.607
3	30.292	22.090	22.612	25.798	1'40.792	285,7	9:50'43.399
4	29.903	22.021	22.439	25.435	1'39.798	280,5	9:52'23.197
5	29.810	21.674	22.398	25.589	1'39.471	288,0	9:54'02.668
6	29.796	23.989	26.800	29.625	1'50.210CP	290,3	9:55'52.878
7	9'24.833	23.178	23.389	26.732	10'38.132P	265,4	10:06'31.010
8	29.624	21.793	22.331	25.195	1'38.943	278,4	10:08'09.953
9	29.523	21.550	22.440	25.500	1'39.013	285,0	10:09'48.966
10	29.512	21.780	22.368	25.741	1'39.401	279,8	10:11'28.367
11	30.581	22.742	23.565	28.245	1'45.133P	266,7	10:13'13.500
12	5'28.885	24.027	23.334	26.178	6'42.424P	241,6	10:19'55.924
13	29.591	21.760	22.443	25.251	1'39.045	285,7	10:21'34.969
14	29.372	21.515	22.344	26.476	1'39.707C	290,3	10:23'14.676
15	42.160	24.714	24.212	29.277	2'00.363CP	194,9	10:25'15.039
16	3'25.536	23.285	23.619	25.744	4'38.184P	252,9	10:29'53.223
17	29.348	21.595	22.308	25.027	1'38.278	289,5	10:31'31.501

3° 60 M. VAN DER MARK (1'38.110)							
Lap	Seg.1	Seg.2	Seg.3	Seg.4	Lap Time	km/h	Local Time
1		23.750	23.693	26.503	229,8	9:46'49.916	
2	29.719	22.177	22.844	25.726	1'40.466	286,5	9:48'30.382
3	29.507	21.920	22.698	25.681	1'39.806	290,3	9:50'10.188
4	29.733	22.002	22.724	25.749	1'40.208	290,3	9:51'50.396
5	29.438	21.738	22.613	28.512	1'42.301P	291,9	9:53'32.697
6	8'54.861	22.165	22.804	25.794	10'05.624P	287,2	10:03'38.321
7	30.031	22.474	22.852	25.698	1'41.055	279,8	10:05'19.376
8	29.383	21.735	22.597	25.796	1'39.511	291,9	10:06'58.887
9	29.359	21.876	22.581	25.539	1'39.355	293,5	10:08'38.242
10	29.369	21.624	22.599	25.490	1'39.082	293,5	10:10'17.324
11	29.287	21.736	22.548	25.540	1'39.111	293,5	10:11'56.435
12	29.240	21.729	22.386	25.461	1'38.816	291,1	10:13'35.251
13	29.280	21.855	23.111	29.525	1'43.771P	291,9	10:15'19.022
14	5'15.841	25.960	22.552	25.670	6'30.023P	274,1	10:21'49.045
15	29.217	21.715	22.251	33.487	1'46.670CP	286,5	10:23'35.715
16	4'55.957	22.121	22.384	25.472	6'05.934P	276,2	10:29'41.649
17	29.172	21.672	22.212	25.054	1'38.110	285,0	10:31'19.759

6° 12 X. FORES (1'38.371)							
Lap	Seg.1	Seg.2	Seg.3	Seg.4	Lap Time	km/h	Local Time
1		23.294	23.461	26.155	235,8	9:46'47.699	
2	29.810	22.193	22.640	25.682	1'40.325	265,4	9:48'28.024
3	29.562	21.817	22.520	25.315	1'39.214	275,5	9:50'07.238
4	29.437	21.571	22.366	25.239	1'38.613	282,0	9:51'45.851
5	29.415	21.780	22.343	28.550	1'42.088P	277,6	9:53'27.939
6	7'44.973	22.453	22.781	25.518	8'55.725P	259,0	10:02'23.664
7	29.463	21.493	22.391	25.160	1'38.507	280,5	10:04'02.171
8	29.359	21.530	22.365	25.117	1'38.371	282,7	10:05'40.542
9	29.400	27.328	23.325	29.367	1'49.420P	287,2	10:07'29.962
10	10'13.231	22.166	22.772	25.325	11'23.494P	270,7	10:18'53.456
11	29.532	25.379	22.582	25.355	1'42.848	292,7	10:20'36.304
12	29.405	21.594	22.398	25.158	1'38.555	286,5	10:22'14.859
13	29.379	21.623	33.485	32.756	1'57.243CP	284,2	10:24'12.102
14	4'19.927	22.609	22.689	25.901	5'31.126P	244,9	10:29'43.228
15	29.402	21.746	22.349	25.143	1'38.640	275,5	10:31'21.868

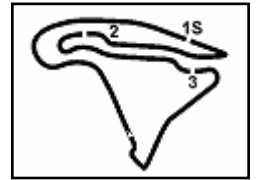
4° 22 A. LOWES (1'38.226)							
Lap	Seg.1	Seg.2	Seg.3	Seg.4	Lap Time	km/h	Local Time
1		24.163	23.578	26.307	247,1	9:46'54.687	
2	30.056	22.235	22.906	25.551	1'40.748	285,0	9:48'35.435

7° 7 C. DAVIES (1'38.441)							
Lap	Seg.1	Seg.2	Seg.3	Seg.4	Lap Time	km/h	Local Time
1		24.715	24.451	27.230	259,6	9:47'33.869	
2	30.618	22.526	23.049	25.819	1'42.012	282,7	9:49'15.881
3	30.004	22.120	22.644	25.242	1'40.010	292,7	9:50'55.891
4	29.750	21.674	22.369	25.231	1'39.024	294,3	9:52'34.915
5	29.587	21.539	22.747	32.817	1'46.690P	294,3	9:54'21.605
6	9'34.199	26.218	23.120	25.916	10'49.453P	278,4	10:05'11.058
7	29.691	21.567	22.981	25.258	1'39.497	291,1	10:06'50.555

28/09/2018 P = Pits In/Out - C = Lap Time Cancelled

These data/results cannot be reproduced, stored and/or transmitted in whole or in part by any manner of electronic, mechanical, photocopying, recording, broadcasting or otherwise now known or herein after developed without the previous express consent by the copyright owner, except for reproduction in daily press and regular printed publications on sale to the public within 60 days of the event related to those data/results and always provided that copyright symbol appears together as follows below.

© DORNA WSBK ORGANIZATION Srl 2018



ACERBIS French Round, 28 - 30 September 2018 World Superbike - Chronological Analysis Free Practice 1st Session

Magny-Cours 4.411 m

2 / 3

8	29.576	21.542	22.217	25.106	1'38.441	288,8	10:08'28.996	13	29.704	21.892	22.407	25.598	1'39.601C	285,0	10:23'11.861
9	29.721	24.022	24.055	31.873	1'49.671	294,3	10:10'18.667	14	41.785	24.876	23.334	32.056	2'02.051CP	159,1	10:25'13.912
10	29.514	21.600	22.292	29.809	1'43.215P	294,3	10:12'01.882	15	3'17.911	22.492	22.581	25.703	4'28.687P	261,5	10:29'42.599
11	6'23.402	23.556	25.333	31.330	7'43.621P	262,8	10:19'45.503	16	29.429	21.739	22.296	25.408	1'38.872	279,1	10:31'21.471
12	29.840	21.946	22.678	28.440	1'42.904	294,3	10:21'28.407								
13	29.492	21.683	22.419	25.800	1'39.394C	291,9	10:23'07.801								
14	38.918	26.580	24.819	31.280	2'01.597CP	223,6	10:25'09.398								
15	3'30.363	22.762	24.510	27.519	4'45.154P	265,4	10:29'54.552								
16	29.631	21.660	22.264	25.214	1'38.769	289,5	10:31'33.321								

11°		2 L. CAMIER (1'39.147)						
Lap	Seg.1	Seg.2	Seg.3	Seg.4	Lap Time	km/h	Local Time	
1		25.072	24.575	27.571		225,5	9:47'01.646	
2	31.024	23.043	23.530	26.207	1'43.804	261,5	9:48'45.450	
3	30.541	23.315	25.208	26.149	1'45.213	282,0	9:50'30.663	
4	29.868	22.230	22.770	25.937	1'40.805	282,0	9:52'11.468	
5	30.027	22.312	22.859	28.374	1'43.572P	274,8	9:53'55.040	
6	9'45.020	23.036	23.353	26.295	10'57.704P	261,5	10:04'52.744	
7	30.018	22.021	22.678	25.642	1'40.359	288,8	10:06'33.103	
8	29.837	21.987	22.534	25.549	1'39.907	287,2	10:08'13.010	
9	29.760	22.124	22.644	25.599	1'40.127	289,5	10:09'37.137	
10	29.832	21.971	22.644	25.825	1'40.272	289,5	10:11'33.409	
11	29.755	21.933	22.552	25.607	1'39.847	288,8	10:13'13.256	
12	30.962	22.990	23.056	28.368	1'45.376P	264,1	10:14'58.632	
13	4'25.733	22.732	23.147	27.189	5'38.801P	262,8	10:20'37.433	
14	29.648	21.980	22.400	25.408	1'39.436	285,7	10:22'16.869	
15	29.641	21.786	31.522	32.888	1'55.837CP	288,0	10:24'12.706	
16	4'18.675	22.245	22.827	25.632	5'29.379P	265,4	10:29'42.085	
17	29.462	21.789	22.379	25.517	1'39.147	288,0	10:31'21.232	

8°		76 L. BAZ (1'38.507)						
Lap	Seg.1	Seg.2	Seg.3	Seg.4	Lap Time	km/h	Local Time	
1		23.830	23.391	26.251		215,6	9:46'50.599	
2	30.202	22.392	22.794	25.617	1'41.005	259,0	9:48'31.604	
3	29.682	22.190	22.569	25.403	1'39.844	264,7	9:50'11.448	
4	29.723	22.263	22.613	25.247	1'39.846	276,2	9:51'51.294	
5	29.632	21.877	22.527	25.307	1'39.343	276,9	9:53'30.637	
6	31.045	22.870	23.807	28.532	1'46.254P	263,4	9:55'16.891	
7	9'39.916	23.109	23.081	25.864	10'51.970P	249,4	10:06'08.861	
8	30.061	22.123	22.821	26.508	1'41.513	275,5	10:07'50.374	
9	29.761	21.760	22.398	25.268	1'39.187	289,5	10:09'29.561	
10	31.444	22.021	22.553	25.219	1'41.237	268,0	10:11'10.798	
11	29.453	21.864	22.554	25.251	1'39.122	283,5	10:12'49.920	
12	29.521	21.721	22.414	27.803	1'41.459P	286,5	10:14'31.379	
13	3'44.583	23.768	23.249	25.844	4'57.444P	253,5	10:19'28.823	
14	29.623	21.795	22.456	25.292	1'39.166	285,0	10:21'07.989	
15	29.385	21.633	22.399	25.201	1'38.618	288,8	10:22'46.607	
16	31.084	26.910	26.613	31.263	1'55.870CP	190,1	10:24'42.477	
17	3'50.254	22.986	22.854	25.925	5'02.019P	252,3	10:29'44.496	
18	29.397	21.741	22.363	25.006	1'38.507	279,8	10:31'23.003	

12°		36 L. MERCADO (1'39.262)						
Lap	Seg.1	Seg.2	Seg.3	Seg.4	Lap Time	km/h	Local Time	
1		24.927	24.288	27.560		223,1	9:47'02.144	
2	30.734	23.255	23.294	26.666	1'43.949	250,6	9:48'46.093	
3	30.063	22.862	22.864	26.182	1'41.971	258,4	9:50'28.064	
4	30.342	22.234	23.029	28.558	1'44.163C	278,4	9:52'12.227	
5	29.659	22.210	22.849	26.156	1'40.874	265,4	9:53'53.101	
6	29.818	22.531	22.739	25.841	1'40.929	264,1	9:55'34.030	
7	29.739	22.173	22.531	25.504	1'39.947	285,0	9:57'13.977	
8	30.181	22.594	23.234	28.648	1'44.657CP	255,9	9:58'58.634	
9	9'49.696	22.624	22.819	25.967	11'01.106P	271,4	10:09'59.740	
10	29.953	22.658	22.531	25.610	1'40.752	288,0	10:11'40.492	
11	29.781	21.853	22.648	25.489	1'39.771	286,5	10:13'20.263	
12	29.770	22.048	22.645	25.361	1'39.824	285,0	10:15'00.087	
13	29.679	21.978	22.463	27.693	1'41.813P	283,5	10:16'41.900	
14	3'10.075	26.498	25.184	25.637	4'27.394P	243,2	10:21'09.294	
15	29.588	21.699	22.359	25.616	1'39.262	285,0	10:22'48.556	

9°		50 E. LAVERTY (1'38.758)						
Lap	Seg.1	Seg.2	Seg.3	Seg.4	Lap Time	km/h	Local Time	
1		23.253	23.835	29.709		252,9	9:46'50.879	
2	8'31.718	24.125	23.870	26.654	9'46.367P	238,4	9:56'37.246	
3	30.086	22.610	22.989	25.979	1'41.664	280,5	9:58'18.910	
4	29.681	22.104	22.669	25.698	1'40.152	282,0	9:59'59.062	
5	29.461	22.003	22.481	25.409	1'39.354	280,5	10:01'38.416	
6	29.568	22.009	22.422	25.487	1'39.486	287,2	10:03'17.902	
7	29.361	22.230	22.430	25.364	1'39.385	288,8	10:04'57.287	
8	29.340	21.998	22.487	25.473	1'39.298	278,4	10:06'36.585	
9	30.282	22.787	23.535	31.732	1'48.336P	274,1	10:08'24.921	
10	7'20.758	24.021	23.959	27.655	8'36.393P	244,9	10:17'01.314	
11	29.916	22.240	22.700	25.661	1'40.517	280,5	10:18'41.831	
12	29.359	21.860	22.599	25.457	1'39.275	286,5	10:20'21.106	
13	29.354	21.875	22.590	25.360	1'39.179	288,0	10:22'00.285	
14	35.455	29.926	36.374	41.417	2'23.172CP	176,5	10:24'23.457	
15	4'23.133	23.069	23.278	26.130	5'35.610P	264,7	10:29'59.067	
16	29.318	21.745	22.421	25.274	1'38.758	288,0	10:31'37.825	

13°		54 T. RAZGATLIOGLU (1'39.285)						
Lap	Seg.1	Seg.2	Seg.3	Seg.4	Lap Time	km/h	Local Time	
1		23.688	24.306	26.655		259,6	9:46'50.076	
2	30.345	22.459	22.979	26.169	1'41.952	283,5	9:48'32.028	
3	30.039	22.072	22.696	26.188	1'40.995	285,7	9:50'13.023	
4	30.024	23.117	22.761	25.560	1'41.462	288,8	9:51'54.485	
5	29.765	22.065	22.504	27.850	1'42.184	285,7	9:53'36.669	
6	30.021	22.167	23.190	28.219	1'43.597P	286,5	9:55'20.266	
7	9'48.714	22.862	23.099	25.877	11'00.552P	272,0	10:06'20.818	
8	30.383	22.364	22.687	25.676	1'41.110	282,0	10:08'01.928	
9	29.866	21.980	22.628	25.706	1'40.180	288,0	10:09'42.108	
10	29.864	22.140	22.740	25.583	1'40.327	287,2	10:11'22.435	
11	30.445	22.266	22.883	27.237	1'42.831P	282,7	10:13'05.266	
12	4'09.952	23.734	23.589	26.076	5'23.351P	251,7	10:18'28.617	
13	29.870	22.039	22.594	25.538	1'40.041	286,5	10:20'08.658	
14	29.695	21.781	22.415	25.394	1'39.285	288,0	10:21'47.943	
15	29.765	22.306	22.813	33.630	1'48.514CP	288,0	10:23'36.457	
16	5'00.566	23.117	23.220	32.022	6'18.925P	262,1	10:29'55.382	
17	29.626	21.902	22.581	25.288	1'39.397	282,7	10:31'34.779	

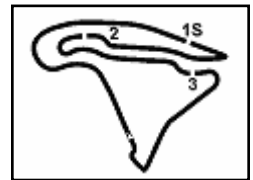
10°		81 J. TORRES (1'38.872)						
Lap	Seg.1	Seg.2	Seg.3	Seg.4	Lap Time	km/h	Local Time	
1		25.258	25.715	27.917		223,1	9:47'01.305	
2	31.075	24.446	23.759	26.634	1'45.914	272,7	9:48'47.219	
3	30.485	22.469	22.964	26.042	1'41.960	264,7	9:50'29.179	
4	30.130	22.245	22.953	26.267	1'41.595	267,3	9:52'10.774	
5	30.166	22.465	22.924	25.995	1'41.550	271,4	9:53'52.324	
6	30.055	22.076	22.663	25.909	1'40.703	276,2	9:55'33.027	
7	29.992	22.005	22.706	25.981	1'40.684	284,2	9:57'13.711	
8	30.107	22.021	22.712	25.832	1'40.672	283,5	9:58'54.383	
9	30.236	22.646	23.162	31.216	1'47.260P	280,5	10:00'41.643	
10	16'16.204	23.219	23.371	26.068	17'28.862P	272,0	10:18'10.505	
11	29.921	23.449	23.035	25.592	1'41.997	287,2	10:19'52.502	
12	29.676	22.050	22.461	25.571	1'39.758	270,7	10:21'32.260	

28/09/2018 P = Pits In/Out - C = Lap Time Cancelled

These data/results cannot be reproduced, stored and/or transmitted in whole or in part by any manner of electronic, mechanical, photocopying, recording, broadcasting or otherwise now known or herein after developed without the previous express consent by the copyright owner, except for reproduction in daily press and regular printed publications on sale to the public within 60 days of the event related to those data/results and always provided that copyright symbol appears together as follows below.

© DORNA WSBK ORGANIZATION Srl 2018





ACERBIS French Round, 28 - 30 September 2018 World Superbike - Chronological Analysis Free Practice 1st Session

Magny-Cours 4.411 m

3 / 3

14° 21 M. RINALDI (1'39.568)							
Lap	Seg.1	Seg.2	Seg.3	Seg.4	Lap Time	km/h	Local Time
1		24.846	24.415	27.550	205,7	9:47'40.882	
2	30.989	23.354	23.288	26.433	1'44.064	241,6	9:49'24.946
3	30.389	22.625	22.985	26.142	1'42.141	262,8	9:51'07.087
4	30.208	22.266	22.807	25.789	1'41.070	268,7	9:52'48.157
5	30.302	22.322	22.844	25.762	1'41.230	267,3	9:54'29.387
6	30.133	22.278	22.656	25.566	1'40.633	267,3	9:56'10.020
7	30.559	23.054	23.546	29.691	1'46.850P	245,5	9:57'56.870
8	6'56.376	22.694	22.784	25.798	8'07.652P	261,5	10:06'04.522
9	29.918	22.196	22.705	25.617	1'40.436	274,1	10:07'44.958
10	29.849	22.129	22.646	25.577	1'40.201	282,0	10:09'25.159
11	29.762	22.035	22.590	25.257	1'39.644	276,2	10:11'04.803
12	30.977	28.597	23.426	29.116	1'52.116P	250,6	10:12'56.919
13	6'38.190	22.589	23.101	25.774	7'49.654P	259,6	10:20'46.573
14	29.857	21.943	22.578	25.249	1'39.627	282,0	10:22'26.200
15	29.701	22.765	32.466	37.242	2'02.174CP	280,5	10:24'28.374
16	4'02.600	22.188	22.613	25.347	5'12.748P	266,7	10:29'41.122
17	29.708	22.042	22.501	25.317	1'39.568	274,1	10:31'20.690

8	31.827	25.422	25.179	31.223	1'53.651P	259,0	9:59'09.363
9	12'27.491	27.401	24.292	27.489	13'46.673P	254,1	10:12'56.036
10	31.349	22.915	24.110	26.276	1'44.650	274,1	10:14'40.686
11	30.191	23.287	23.036	25.834	1'42.348	282,7	10:16'23.034
12	30.146	22.170	22.940	25.873	1'41.129	276,2	10:18'04.163
13	30.357	25.555	27.382	29.156	1'52.450	270,7	10:19'56.613
14	30.135	22.368	22.803	25.876	1'41.182	271,4	10:21'37.795
15	30.088	22.332	22.829	33.625	1'48.874CP	282,0	10:23'26.669
16	5'06.550	24.197	23.477	26.081	6'20.305P	255,3	10:29'46.974
17	30.061	22.187	22.750	25.727	1'40.725	274,8	10:31'27.699

15° 40 R. RAMOS (1'40.328)							
Lap	Seg.1	Seg.2	Seg.3	Seg.4	Lap Time	km/h	Local Time
1		24.281	24.027	26.693	227,4	9:46'50.456	
2	30.312	22.719	23.238	25.989	1'42.258	258,4	9:48'32.714
3	30.022	22.563	27.637	28.256	1'48.478P	275,5	9:50'21.192
4	12'18.744	23.497	23.478	25.879	13'31.598P	271,4	10:03'52.790
5	30.274	22.343	22.796	25.493	1'40.906	272,7	10:05'33.696
6	30.044	22.073	22.774	25.437	1'40.328	280,5	10:07'14.024
7	29.975	22.664	23.008	25.879	1'41.526	280,5	10:08'55.550
8	29.965	22.100	22.749	25.588	1'40.402	282,0	10:10'35.952
9	31.205	22.822	23.468	28.935	1'46.430P	256,5	10:12'22.382
10	6'13.860	24.101	23.462	25.915	7'27.338P	258,4	10:19'49.720
11	30.586	25.562	24.842	27.850	1'48.840P	260,9	10:21'38.560

18° 99 P. JACOBSEN (1'40.904)							
Lap	Seg.1	Seg.2	Seg.3	Seg.4	Lap Time	km/h	Local Time
1		24.892	25.355	1'10.821	247,1	9:47'42.686	
2	9'28.534	24.127	24.253	28.354	10'45.268P	250,6	9:58'27.954
3	30.853	23.003	23.506	26.677	1'44.039	282,0	10:00'11.993
4	30.674	22.770	23.386	26.369	1'43.199	286,5	10:01'55.192
5	30.292	22.663	23.356	26.267	1'42.578	285,7	10:03'37.770
6	30.268	22.574	23.308	25.881	1'42.031	270,7	10:05'19.801
7	29.944	22.149	22.993	25.818	1'40.904	280,5	10:07'00.705
8	30.126	22.463	23.335	26.093	1'42.017	268,7	10:08'42.722
9	29.952	22.153	23.058	26.010	1'41.173	281,3	10:10'23.895
10	30.985	22.932	24.192	28.738	1'46.847P	265,4	10:12'10.742
11	8'15.410	25.668	28.454	33.521	9'43.053P	191,2	10:21'53.795
12	7'02.674	23.137	23.963	26.321	8'16.095P	265,4	10:30'09.890

16° 45 J. GAGNE (1'40.346)							
Lap	Seg.1	Seg.2	Seg.3	Seg.4	Lap Time	km/h	Local Time
1		24.014	24.352	27.019	249,4	9:46'54.582	
2	30.481	22.531	23.151	25.833	1'41.996	266,7	9:48'36.578
3	30.248	22.426	23.230	25.934	1'41.838	275,5	9:50'18.416
4	29.980	22.161	22.887	25.906	1'40.934	279,8	9:51'59.350
5	29.784	22.333	22.887	26.004	1'41.008	272,7	9:53'40.358
6	29.797	22.213	22.829	25.799	1'40.638	286,5	9:55'20.996
7	29.833	22.075	22.872	25.920	1'40.700	285,0	9:57'01.696
8	30.636	23.470	23.961	30.185	1'48.252P	257,8	9:58'49.948
9	6'13.879	24.375	23.108	26.255	7'27.617P	263,4	10:06'17.565
10	29.830	22.137	22.803	25.933	1'40.703	281,3	10:07'58.268
11	29.814	22.071	22.737	25.925	1'40.547	285,7	10:09'38.815
12	30.772	22.809	27.486	29.083	1'50.150P	271,4	10:11'28.965
13	6'54.301	23.290	23.522	26.431	8'07.544P	258,4	10:19'36.509
14	30.084	22.160	23.042	25.876	1'41.162	286,5	10:21'17.671
15	29.863	22.032	22.949	26.071	1'40.915	288,8	10:22'58.586
16	33.433	24.849	25.014	30.574	1'53.870CP	238,9	10:24'52.456
17	3'41.251	23.574	23.106	25.855	4'53.786P	248,3	10:29'46.242
18	29.729	22.238	22.777	25.602	1'40.346	277,6	10:31'26.588

19° 96 J. SMRZ (1'42.104)							
Lap	Seg.1	Seg.2	Seg.3	Seg.4	Lap Time	km/h	Local Time
1		26.268	25.863	30.516	225,5	9:47'08.037	
2	1'18.258	24.375	24.635	27.226	2'34.494P	254,1	9:49'42.531
3	30.786	23.307	23.840	26.709	1'44.642	265,4	9:51'27.173
4	30.630	23.084	23.382	26.517	1'43.613	257,8	9:53'10.786
5	30.329	22.695	23.212	26.311	1'42.547	268,0	9:54'53.333
6	30.292	23.418	23.821	26.794	1'44.325	252,3	9:56'37.658
7	30.105	22.680	23.072	26.268	1'42.125	259,0	9:58'19.783
8	30.200	22.648	23.103	26.487	1'42.438	259,6	10:00'02.221
9	30.269	22.602	23.101	26.132	1'42.104	261,5	10:01'44.325
10	30.129	22.523	22.956	26.645	1'42.253	267,3	10:03'26.578
11	30.698	23.786	24.749	28.694	1'47.927P	260,2	10:05'14.505
12	11'27.475	24.532	25.359	27.185	12'44.551P	246,0	10:17'59.056
13	30.574	23.136	23.167	26.431	1'43.308	248,3	10:19'42.364
14	30.247	22.925	23.036	26.286	1'42.494	267,3	10:21'24.858
15	30.319	24.838	30.073	37.576	2'02.806CP	259,0	10:23'27.664
16	5'06.757	23.569	23.743	26.713	6'20.782P	242,7	10:29'48.446
17	30.229	22.763	23.054	26.500	1'42.546	260,9	10:31'30.992

17° 11 J. GUARNONI (1'40.725)							
Lap	Seg.1	Seg.2	Seg.3	Seg.4	Lap Time	km/h	Local Time
1		25.364	25.467	28.021	232,3	9:47'00.940	
2	31.038	23.001	23.805	26.435	1'44.279	274,1	9:48'45.219
3	30.639	22.565	23.303	26.242	1'42.749	276,9	9:50'27.968
4	30.560	22.512	23.410	26.052	1'42.534	263,4	9:52'10.502
5	30.370	22.327	23.079	26.477	1'42.253	274,1	9:53'52.755
6	30.215	22.317	23.304	26.094	1'41.930	270,0	9:55'34.685
7	30.115	22.084	22.957	25.871	1'41.027	275,5	9:57'15.712

20° 33 M. MELANDRI							
Lap	Seg.1	Seg.2	Seg.3	Seg.4	Lap Time	km/h	Local Time
1		25.758	25.333	29.075	204,9	9:47'10.951	

21° 121 M. LUSSIANA							
Lap	Seg.1	Seg.2	Seg.3	Seg.4	Lap Time	km/h	Local Time
1		32.572	30.145	35.625	213,0	9:49'23.637	
2	6'59.367	26.136	26.455	32.136	8'24.094P	235,3	9:57'47.731
3	24'04.354	25.297	33.270	40.473	25'43.394CP	249,4	10:23'31.125

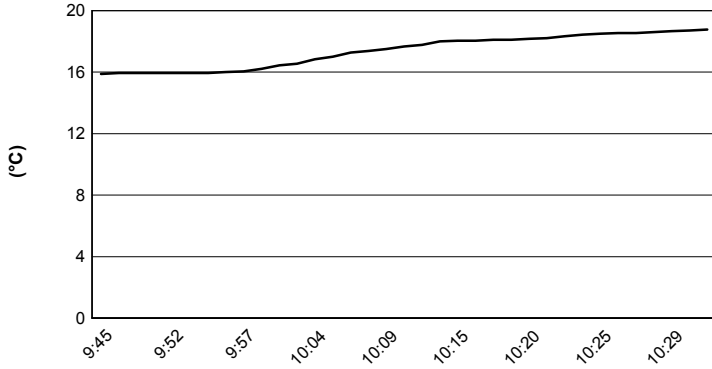
28/09/2018 P = Pits In/Out - C = Lap Time Cancelled

These data/results cannot be reproduced, stored and/or transmitted in whole or in part by any manner of electronic, mechanical, photocopying, recording, broadcasting or otherwise now known or herein after developed without the previous express consent by the copyright owner, except for reproduction in daily press and regular printed publications on sale to the public within 60 days of the event related to those data/results and always provided that copyright symbol appears together as follows below.

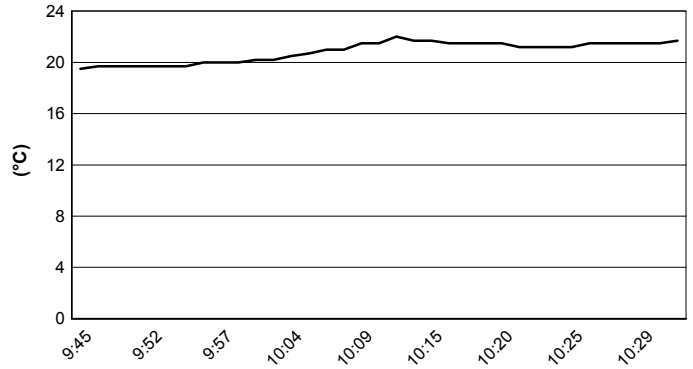
© DORNA WSBK ORGANIZATION Srl 2018

ACERBIS French Round, 28 - 30 September 2018
World Superbike - Weather Report Free Practice 1st Session
 Session started 09:45 - Session ended 10:34

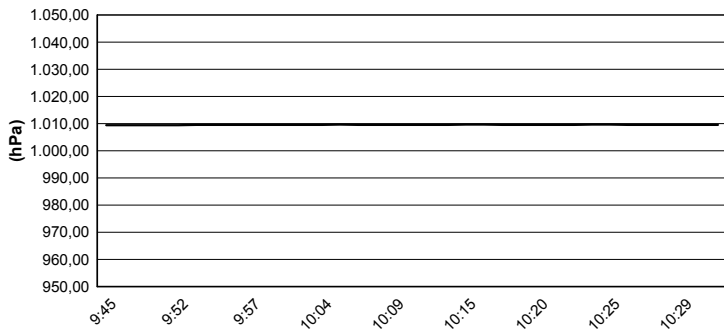
Air Temperature



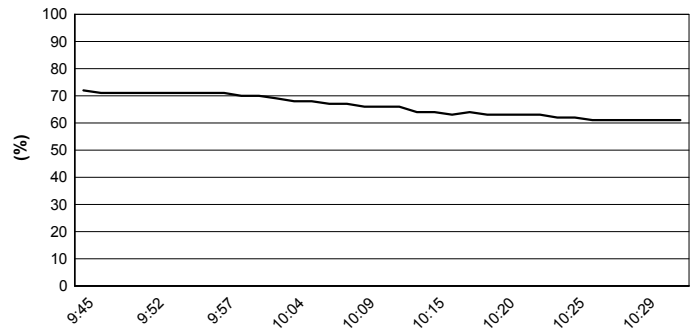
Track Temperature



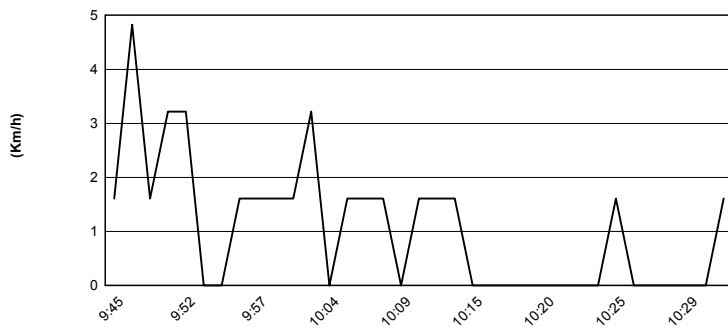
Air Pressure



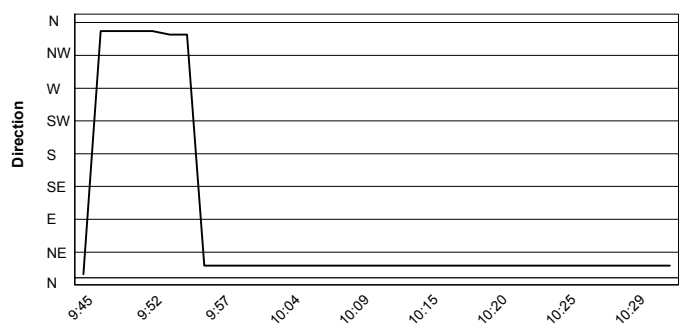
Humidity



Wind Speed



Wind Direction



28/09/2018

These data/results cannot be reproduced, stored and/or transmitted in whole or in part by any manner of electronic, mechanical, photocopying, recording, broadcasting or otherwise now known or herein after developed without the previous express consent by the copyright owner, except for reproduction in daily press and regular printed publications on sale to the public within 60 days of the event related to those data/results and always provided that copyright symbol appears together as follows below.

© DORNA WSBK ORGANIZATION Srl 2018