

Magny-Cours 4.411 m

ACERBIS French Round, 28 - 30 September 2018

World Superbike - Free Practices Combined Results

No.	Rider	Nat	Team	Bike	Class	FP1	FP2	FP3	Time	Gap	Rel.	Avg Laps
1	1 J. REA	GBR	Kawasaki Racing Team WorldSBK	Kawasaki ZX-10RR		1'37.202	1'37.598		1'37.202			163,367 27
2	66 T. SYKES	GBR	Kawasaki Racing Team WorldSBK	Kawasaki ZX-10RR		1'37.724	1'37.403		1'37.403	0.201	0.201	163,030 37
3	32 L. SAVADORI	ITA	Milwaukee Aprilia	Aprilia RSV4 RF		1'38.278	1'37.503		1'37.503	0.301	0.100	162,863 31
4	76 L. BAZ	FRA	GULF ALTHEA BMW Racing Team	BMW S 1000 RR		1'38.507	1'37.856		1'37.856	0.654	0.353	162,275 31
5	60 M. VAN DER MARK	NED	Pata Yamaha Official WorldSBK Team	Yamaha YZF R1		1'38.110	1'37.863		1'37.863	0.661	0.007	162,264 33
6	50 E. LAVERTY	IRL	Milwaukee Aprilia	Aprilia RSV4 RF		1'38.758	1'37.870		1'37.870	0.668	0.007	162,252 27
7	22 A. LOWES	GBR	Pata Yamaha Official WorldSBK Team	Yamaha YZF R1		1'38.226	1'37.938		1'37.938	0.736	0.068	162,139 33
8	33 M. MELANDRI	ITA	Aruba.it Racing - Ducati	Ducati Panigale R			1'38.047		1'38.047	0.845	0.109	161,959 15
9	7 C. DAVIES	GBR	Aruba.it Racing - Ducati	Ducati Panigale R		1'38.441	1'38.312		1'38.312	1.110	0.265	161,522 28
10	12 X. FORES	ESP	Barni Racing Team	Ducati Panigale R	IND	1'38.371	1'54.145		1'38.371	1.169	0.059	161,426 16
11	54 T. RAZGATLIOGLU	TUR	Kawasaki Puccetti Racing	Kawasaki ZX-10RR	IND	1'39.285	1'38.661		1'38.661	1.459	0.290	160,951 30
12	2 L. CAMIER	GBR	Red Bull Honda World Superbike Team	Honda CBR1000RR		1'39.147	1'38.840		1'38.840	1.638	0.179	160,660 33
13	81 J. TORRES	ESP	MV Agusta Reparto Corse	MV Agusta 1000 F4		1'38.872	1'38.903		1'38.872	1.670	0.032	160,608 31
14	36 L. MERCADO	ARG	Orelac Racing VerdNatura	Kawasaki ZX-10RR	IND	1'39.262	1'39.361		1'39.262	2.060	0.390	159,977 26
15	45 J. GAGNE	USA	Red Bull Honda World Superbike Team	Honda CBR1000RR		1'40.346	1'39.479		1'39.479	2.277	0.217	159,628 34
16	21 M. RINALDI	ITA	Aruba.it Racing - Junior Team	Ducati Panigale R	IND	1'39.568			1'39.568	2.366	0.089	159,485 16
17	40 R. RAMOS	ESP	Team GoEleven Kawasaki	Kawasaki ZX-10RR	IND	1'40.328	1'39.627		1'39.627	2.425	0.059	159,391 24
18	11 J. GUARNONI	FRA	Team Pedercini Racing	Kawasaki ZX-10RR	IND	1'40.725	1'39.741		1'39.741	2.539	0.114	159,208 32
19	99 P. JACOBSEN	USA	TripleM Honda World Superbike Team	Honda CBR1000RR	IND	1'40.904	1'41.258		1'40.904	3.702	1.163	157,373 18
20	96 J. SMRZ	CZE	Guandalini Racing	Yamaha YZF R1	IND	1'42.104	1'41.102		1'41.102	3.900	0.198	157,065 27
21	121 M. LUSSIANA	FRA	Dreamteamcompany	Aprilia RSV4 RF	IND		1'44.865		1'44.865	7.663	3.763	151,429 11

28/09/2018

These data/results cannot be reproduced, stored and/or transmitted in whole or in part by any manner of electronic, mechanical, photocopying, recording, broadcasting or otherwise now known or herein after developed without the previous express consent by the copyright owner, except for reproduction in daily press and regular printed publications on sale to the public within 60 days of the event related to those data/results and always provided that copyright symbol appears together as follows below.

© DORNA WSBK ORGANIZATION Srl 2018

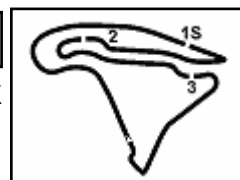
PIRELLI PERUGIA TIMING



Official Tyre Supplier



Official Timekeeper



Magny-Cours 4.411 m

1 / 2

ACERBIS French Round, 28 - 30 September 2018

World Superbike - Results Free Practice 2nd Session

No.	Rider	Nat	Team	Bike	Class	Time	Gap	Rel.	Laps	Speed	
										Avg	Max
1	66 T. SYKES	GBR	Kawasaki Racing Team WorldSBK	Kawasaki ZX-10RR		1'37.403			19	163,030	291,1
2	32 L. SAVADORI	ITA	Milwaukee Aprilia	Aprilia RSV4 RF		1'37.503	0.100	0.100	15	162,863	291,9
3	1 J. REA	GBR	Kawasaki Racing Team WorldSBK	Kawasaki ZX-10RR		1'37.598	0.195	0.095	13	162,704	293,5
4	76 L. BAZ	FRA	GULF ALTHEA BMW Racing Team	BMW S 1000 RR		1'37.856	0.453	0.258	14	162,275	292,7
5	60 M. VAN DER MARK	NED	Pata Yamaha Official WorldSBK Team	Yamaha YZF R1		1'37.863	0.460	0.007	17	162,264	293,5
6	50 E. LAVERTY	IRL	Milwaukee Aprilia	Aprilia RSV4 RF		1'37.870	0.467	0.007	12	162,252	290,3
7	22 A. LOWES	GBR	Pata Yamaha Official WorldSBK Team	Yamaha YZF R1		1'37.938	0.535	0.068	16	162,139	291,1
8	33 M. MELANDRI	ITA	Aruba.it Racing - Ducati	Ducati Panigale R		1'38.047	0.644	0.109	15	161,959	288,0
9	7 C. DAVIES	GBR	Aruba.it Racing - Ducati	Ducati Panigale R		1'38.312	0.909	0.265	13	161,522	294,3
10	54 T. RAZGATLIOGLU	TUR	Kawasaki Puccetti Racing	Kawasaki ZX-10RR	IND	1'38.661	1.258	0.349	14	160,951	289,5
11	2 L. CAMIER	GBR	Red Bull Honda World Superbike Team	Honda CBR1000RR		1'38.840	1.437	0.179	17	160,660	292,7
12	81 J. TORRES	ESP	MV Agusta Reparto Corse	MV Agusta 1000 F4		1'38.903	1.500	0.063	16	160,557	292,7
13	36 L. MERCADO	ARG	Orelac Racing VerdNatura	Kawasaki ZX-10RR	IND	1'39.361	1.958	0.458	12	159,817	288,0
14	45 J. GAGNE	USA	Red Bull Honda World Superbike Team	Honda CBR1000RR		1'39.479	2.076	0.118	17	159,628	288,8
15	40 R. RAMOS	ESP	Team GoEleven Kawasaki	Kawasaki ZX-10RR	IND	1'39.627	2.224	0.148	14	159,391	288,0
16	11 J. GUARNONI	FRA	Team Pedercini Racing	Kawasaki ZX-10RR	IND	1'39.741	2.338	0.114	16	159,208	282,0
17	96 J. SMRZ	CZE	Guandalini Racing	Yamaha YZF R1	IND	1'41.102	3.699	1.361	11	157,065	278,4
18	99 P. JACOBSEN	USA	TripleM Honda World Superbike Team	Honda CBR1000RR	IND	1'41.258	3.855	0.156	7	156,823	288,0
----- Out 107% in this Session -----											
19	121 M. LUSSIANA	FRA	Dreamteamcompany	Aprilia RSV4 RF	IND	1'44.865	7.462	3.607	9	151,429	269,3
20	12 X. FORES	ESP	Barni Racing Team	Ducati Panigale R	IND	1'54.145	16.742	9.280	2	139,118	274,8
21	21 M. RINALDI	ITA	Aruba.it Racing - Junior Team	Ducati Panigale R	IND				0		

Qualifying Lap Time (107% of 1'37.403): 1'44.222

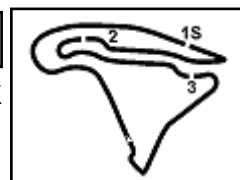
AIR	Humidity:	51%	Temp:	22°C
TRACK	Condition:	Dry	Temp:	30°C

Records	Pole (SP2)	2014 T.Sykes	1'36.366	164,780	Km/h
	Race (RC2)	2016 T.Sykes	1'37.864	162,260	Km/h
	Circuit (SP2)	2014 T.Sykes	1'36.366	164,780	Km/h

Start 28/09/2018 12:30 End 13:12 The results are provisional until the end of the time limit for protests and appeals and the completion of the technical checks.

These data/results cannot be reproduced, stored and/or transmitted in whole or in part by any manner of electronic, mechanical, photocopying, recording, broadcasting or otherwise now known or herein after developed without the previous express consent by the copyright owner, except for reproduction in daily press and regular printed publications on sale to the public within 60 days of the event related to those data/results and always provided that copyright symbol appears together as follows below.

© DORNA WSBK ORGANIZATION Srl 2018



ACERBIS French Round, 28 - 30 September 2018 World Superbike - Results Free Practice 2nd Session

Session Highlights

Local Time	No. Rider	Description
12.30.00		Start
12.30.57	96 J. SMRZ	Technical Problem - Turn 1
12.31.21	40 R. RAMOS	Current Lap Cancelled - Exceeded Track Limits - Turn 11
12.31.40	21 M. RINALDI	Current Lap Cancelled - Exceeded Track Limits - Turn 6
12.32.23	21 M. RINALDI	Technical Problem - Turn 7
12.32.36	12 X. FORES	On Asphalt - Re-Joined - Turn 5
12.32.59	45 J. GAGNE	Current Lap Cancelled - Exceeded Track Limits - Turn 11
12.33.04	121 M. LUSSIANA	Check Transponder
12.34.32	12 X. FORES	Current Lap Cancelled - Exceeded Track Limits - Turn 6
12.35.16	50 E. LAVERTY	Crashed - Turn 15
12.35.44	50 E. LAVERTY	Re-joined
12.36.24	99 P. JACOBSEN	Current Lap Cancelled - Exceeded Track Limits - Turn 11
12.39.11	54 T. RAZGATLIOGLU	Current Lap Cancelled - Exceeded Track Limits - Turn 6
12.50.16	76 L. BAZ	Current Lap Cancelled - Exceeded Track Limits - Turn 11
12.51.08	99 P. JACOBSEN	Current Lap Cancelled - Exceeded Track Limits - Turn 11
12.51.28	99 P. JACOBSEN	Technical Problem - Turn 11
12.56.38	54 T. RAZGATLIOGLU	Current Lap Cancelled - Exceeded Track Limits - Turn 11
12.57.31	66 T. SYKES	Current Lap Cancelled - Exceeded Track Limits - Turn 11
13.02.15	36 L. MERCADO	Current Lap Cancelled - Exceeded Track Limits - Turn 6
13.08.38	45 J. GAGNE	Current Lap Cancelled - Exceeded Track Limits - Turn 6
13.12.09		End Of Session

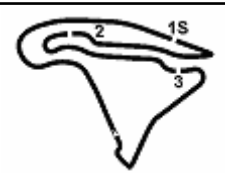
Fastest Laps Sequence

No. Rider	Nat	Team	Bike	Local Time	Time	Gap	Avg
1 J. REA	GBR	Kawasaki Racing Team WorldSBK	Kawasaki ZX-10RR	12:33'21.270	1'37.776		162,408
66 T. SYKES	GBR	Kawasaki Racing Team WorldSBK	Kawasaki ZX-10RR	12:35'37.933	1'37.602	-0.174	162,697
66 T. SYKES	GBR	Kawasaki Racing Team WorldSBK	Kawasaki ZX-10RR	12:37'15.476	1'37.543	-0.059	162,796
66 T. SYKES	GBR	Kawasaki Racing Team WorldSBK	Kawasaki ZX-10RR	12:43'47.452	1'37.403	-0.140	163,030

Start 12:30 End 13:12 The results are provisional until the end of the time limit for protests and appeals and the completion of the technical checks.

These data/results cannot be reproduced, stored and/or transmitted in whole or in part by any manner of electronic, mechanical, photocopying, recording, broadcasting or otherwise now known or herein after developed without the previous express consent by the copyright owner, except for reproduction in daily press and regular printed publications on sale to the public within 60 days of the event related to those data/results and always provided that copyright symbol appears together as follows below.

© DORNA WSBK ORGANIZATION Srl 2018



ACERBIS French Round, 28 - 30 September 2018 World Superbike - Best Sectors & Speed Free Practice 2nd Session

BEST LAP			
1	66 T. SYKES	Kawasaki ZX-10RR	1'37.403
2	32 L. SAVADORI	Aprilia RSV4 RF	1'37.503
3	1 J. REA	Kawasaki ZX-10RR	1'37.598
4	76 L. BAZ	BMW S 1000 RR	1'37.856
5	60 M. VAN DER MARK	Yamaha YZF R1	1'37.863
6	50 E. LAVERTY	Aprilia RSV4 RF	1'37.870
7	22 A. LOWES	Yamaha YZF R1	1'37.938
8	33 M. MELANDRI	Ducati Panigale R	1'38.047
9	7 C. DAVIES	Ducati Panigale R	1'38.312
10	54 T. RAZGATLIOGLU	Kawasaki ZX-10RR	1'38.661
11	2 L. CAMIER	Honda CBR1000RR	1'38.840
12	81 J. TORRES	MV Agusta 1000 F4	1'38.903
13	36 L. MERCADO	Kawasaki ZX-10RR	1'39.361
14	45 J. GAGNE	Honda CBR1000RR	1'39.479
15	40 R. RAMOS	Kawasaki ZX-10RR	1'39.627
16	11 J. GUARNONI	Kawasaki ZX-10RR	1'39.741
17	96 J. SMRZ	Yamaha YZF R1	1'41.102
18	99 P. JACOBSEN	Honda CBR1000RR	1'41.258
19	121 M. LUSSIANA	Aprilia RSV4 RF	1'44.865
20	12 X. FORES	Ducati Panigale R	1'54.145
21	M. RINALDI	Ducati Panigale R	

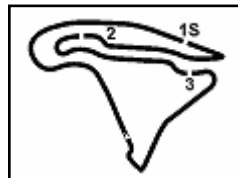
SPEED			
1	7 C. DAVIES	Ducati Panigale R	294,3
2	60 M. VAN DER MARK	Yamaha YZF R1	293,5
3	1 J. REA	Kawasaki ZX-10RR	293,5
4	2 L. CAMIER	Honda CBR1000RR	292,7
5	76 L. BAZ	BMW S 1000 RR	292,7
6	81 J. TORRES	MV Agusta 1000 F4	292,7
7	32 L. SAVADORI	Aprilia RSV4 RF	291,9
8	22 A. LOWES	Yamaha YZF R1	291,1
9	66 T. SYKES	Kawasaki ZX-10RR	291,1
10	50 E. LAVERTY	Aprilia RSV4 RF	290,3
11	54 T. RAZGATLIOGLU	Kawasaki ZX-10RR	289,5
12	45 J. GAGNE	Honda CBR1000RR	288,8
13	99 P. JACOBSEN	Honda CBR1000RR	288,0
14	40 R. RAMOS	Kawasaki ZX-10RR	288,0
15	36 L. MERCADO	Kawasaki ZX-10RR	288,0
16	33 M. MELANDRI	Ducati Panigale R	288,0
17	11 J. GUARNONI	Kawasaki ZX-10RR	282,0
18	96 J. SMRZ	Yamaha YZF R1	278,4
19	12 X. FORES	Ducati Panigale R	274,8
20	121 M. LUSSIANA	Aprilia RSV4 RF	269,3

SEG. 1			SEG. 2			SEG. 3			SEG. 4		
1	50 E. LAVERTY	29.006	1	66 T. SYKES	21.403	1	32 L. SAVADORI	21.835	1	66 T. SYKES	24.802
2	60 M. VAN DER MARK	29.026	2	1 J. REA	21.415	2	66 T. SYKES	21.892	2	1 J. REA	24.840
3	1 J. REA	29.096	3	32 L. SAVADORI	21.465	3	50 E. LAVERTY	22.025	3	76 L. BAZ	24.920
4	32 L. SAVADORI	29.141	4	76 L. BAZ	21.490	4	60 M. VAN DER MARK	22.051	4	32 L. SAVADORI	24.937
5	33 M. MELANDRI	29.178	5	60 M. VAN DER MARK	21.498	5	7 C. DAVIES	22.067	5	22 A. LOWES	24.978
6	66 T. SYKES	29.192	6	33 M. MELANDRI	21.519	6	1 J. REA	22.069	6	60 M. VAN DER MARK	25.079
7	76 L. BAZ	29.200	7	7 C. DAVIES	21.524	7	76 L. BAZ	22.076	7	33 M. MELANDRI	25.080
8	22 A. LOWES	29.301	8	22 A. LOWES	21.551	8	22 A. LOWES	22.108	8	2 L. CAMIER	25.100
9	45 J. GAGNE	29.331	9	50 E. LAVERTY	21.594	9	33 M. MELANDRI	22.154	9	50 E. LAVERTY	25.105
10	12 X. FORES	29.372	10	54 T. RAZGATLIOGLU	21.702	10	81 J. TORRES	22.163	10	7 C. DAVIES	25.154
11	7 C. DAVIES	29.390	11	81 J. TORRES	21.720	11	54 T. RAZGATLIOGLU	22.230	11	54 T. RAZGATLIOGLU	25.208
12	81 J. TORRES	29.441	12	2 L. CAMIER	21.738	12	2 L. CAMIER	22.306	12	36 L. MERCADO	25.379
13	54 T. RAZGATLIOGLU	29.441	13	36 L. MERCADO	21.781	13	40 R. RAMOS	22.321	13	11 J. GUARNONI	25.440
14	2 L. CAMIER	29.569	14	45 J. GAGNE	21.878	14	45 J. GAGNE	22.412	14	81 J. TORRES	25.475
15	96 J. SMRZ	29.663	15	40 R. RAMOS	21.902	15	11 J. GUARNONI	22.439	15	40 R. RAMOS	25.541
16	40 R. RAMOS	29.672	16	11 J. GUARNONI	21.940	16	36 L. MERCADO	22.443	16	45 J. GAGNE	25.648
17	36 L. MERCADO	29.730	17	99 P. JACOBSEN	22.165	17	12 X. FORES	22.629	17	12 X. FORES	25.748
18	11 J. GUARNONI	29.811	18	96 J. SMRZ	22.489	18	96 J. SMRZ	22.729	18	99 P. JACOBSEN	25.897
19	99 P. JACOBSEN	29.879	19	12 X. FORES	22.582	19	99 P. JACOBSEN	22.848	19	96 J. SMRZ	26.119
20	121 M. LUSSIANA	30.578	20	121 M. LUSSIANA	26.132	20	121 M. LUSSIANA	23.716	20	121 M. LUSSIANA	26.471

28/09/2018

These data/results cannot be reproduced, stored and/or transmitted in whole or in part by any manner of electronic, mechanical, photocopying, recording, broadcasting or otherwise now known or herein after developed without the previous express consent by the copyright owner, except for reproduction in daily press and regular printed publications on sale to the public within 60 days of the event related to those data/results and always provided that copyright symbol appears together as follows below.

© DORNA WSBK ORGANIZATION Srl 2018



Magny-Cours 4.411 m

ACERBIS French Round, 28 - 30 September 2018

World Superbike - Ideal Times Free Practice 2nd Session

No.	Rider	Nat	Bike	Seg. 1	Seg. 2	Seg. 3	Seg. 4	Ideal Time			
				Diff. 1	Diff. 2	Diff. 3	Diff. 4	Best Lap	Pos.	Diff.	
1	66 T. SYKES	GBR	Kawasaki ZX-10RR	29.192 0.003	21.403 0.040	21.892 0.020	24.802 0.051	1'37.289	1'37.403	2	0.114
2	32 L. SAVADORI	ITA	Aprilia RSV4 RF	29.141 0.125	21.465	21.835	24.937	1'37.378	1'37.503	3	0.125
3	1 J. REA	GBR	Kawasaki ZX-10RR	29.096 0.065	21.415 0.062	22.069	24.840 0.051	1'37.420	1'37.598	4	0.178
4	60 M. VAN DER MARK	NED	Yamaha YZF R1	29.026 0.059	21.498 0.075	22.051	25.079 0.075	1'37.654	1'37.863	6	0.209
5	76 L. BAZ	FRA	BMW S 1000 RR	29.200 0.170	21.490	22.076	24.920	1'37.686	1'37.856	5	0.170
6	50 E. LAVERTY	IRL	Aprilia RSV4 RF	29.006	21.594	22.025 0.140	25.105	1'37.730	1'37.870	7	0.140
7	33 M. MELANDRI	ITA	Ducati Panigale R	29.178 0.035	21.519	22.154 0.081	25.080	1'37.931	1'38.047	9	0.116
8	22 A. LOWES	GBR	Yamaha YZF R1	29.301	21.551	22.108	24.978	1'37.938	1'37.938	8	
9	7 C. DAVIES	GBR	Ducati Panigale R	29.390 0.064	21.524	22.067 0.038	25.154 0.075	1'38.135	1'38.312	10	0.177
10	54 T. RAZGATLIOGLU	TUR	Kawasaki ZX-10RR	29.441	21.702	22.230 0.002	25.208 0.078	1'38.581	1'38.661	11	0.080
11	2 L. CAMIER	GBR	Honda CBR1000RR	29.569 0.016	21.738 0.111	22.306	25.100	1'38.713	1'38.840	12	0.127
12	81 J. TORRES	ESP	MV Agusta 1000 F4	29.441	21.720	22.163 0.104	25.475	1'38.799	1'38.903	13	0.104
13	45 J. GAGNE	USA	Honda CBR1000RR	29.331 0.065	21.878 0.074	22.412 0.012	25.648 0.059	1'39.269	1'39.479	15	0.210
14	36 L. MERCADO	ARG	Kawasaki ZX-10RR	29.730	21.781	22.443 0.028	25.379	1'39.333	1'39.361	14	0.028
15	40 R. RAMOS	ESP	Kawasaki ZX-10RR	29.672	21.902 0.176	22.321 0.015	25.541	1'39.436	1'39.627	16	0.191
16	11 J. GUARNONI	FRA	Kawasaki ZX-10RR	29.811	21.940 0.077	22.439 0.034	25.440	1'39.630	1'39.741	17	0.111
17	12 X. FORES	ESP	Ducati Panigale R	29.372	22.582 13.304	22.629 0.362	25.748 0.148	1'40.331	1'54.145	21	13.814
18	99 P. JACOBSEN	USA	Honda CBR1000RR	29.879 0.064	22.165 0.405	22.848	25.897	1'40.789	1'41.258	19	0.469
19	96 J. SMRZ	CZE	Yamaha YZF R1	29.663	22.489 0.043	22.729	26.119 0.059	1'41.000	1'41.102	18	0.102
Overall Ideal Time				29.006	21.403	21.835	24.802	1'37.046			

28/09/2018

These data/results cannot be reproduced, stored and/or transmitted in whole or in part by any manner of electronic, mechanical, photocopying, recording, broadcasting or otherwise now known or herein after developed without the previous express consent by the copyright owner, except for reproduction in daily press and regular printed publications on sale to the public within 60 days of the event related to those data/results and always provided that copyright symbol appears together as follows below.

© DORNA WSBK ORGANIZATION Srl 2018

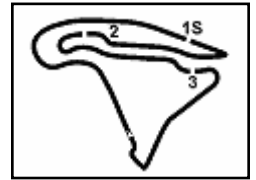
PIRELLI PERUGIA TIMING



Official Tyre Supplier



Official Timekeeper



ACERBIS French Round, 28 - 30 September 2018 World Superbike - Chronological Analysis Free Practice 2nd Session

Magny-Cours 4.411 m

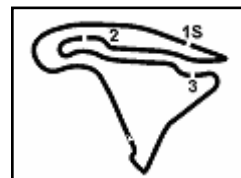
2 / 3

13	29.510	21.747	22.414	25.236	1'38.907	288,0	12:59'03.221	3	29.621	22.071	22.521	28.483	1'42.696P	289,5	12:35'14.428
14	29.458	21.811	22.702	32.417	1'46.388P	288,8	13:00'49.609	4	4'23.198	23.118	23.003	26.102	5'35.421P	264,1	12:40'49.849
15	4'58.156	22.964	22.886	25.394	6'09.400P	282,7	13:06'59.009	5	29.810	21.890	22.736	25.513	1'39.949	287,2	12:42'29.798
16	29.355	21.838	22.250	25.205	1'38.648	282,7	13:08'37.657	6	29.707	21.931	22.509	25.399	1'39.546	286,5	12:44'09.344
17	29.301	21.551	22.108	24.978	1'37.938	288,8	13:10'15.595	7	29.753	21.862	22.536	25.469	1'39.620	290,3	12:45'48.964
8° 33 M. MELANDRI (1'38.047)															
Lap	Seg.1	Seg.2	Seg.3	Seg.4	Lap Time	km/h	Local Time								
1		23.434	24.128	27.069		217,3	12:31'52.429	11	7'28.586	24.209	22.789	25.690	8'41.274P	266,7	12:59'36.704
2	30.276	23.111	23.204	25.961	1'42.552	272,7	12:33'34.981	12	29.642	22.061	22.424	25.130	1'39.257	292,7	13:01'15.961
3	29.621	22.446	22.639	26.783	1'41.489	286,5	12:35'16.470	13	29.673	22.492	24.961	26.637	1'43.763	289,5	13:02'59.724
4	29.392	21.986	22.450	25.597	1'39.425	282,0	12:36'55.895	14	29.585	21.849	22.306	25.100	1'38.840	284,2	13:04'38.564
5	30.229	25.024	22.850	29.699	1'47.802P	287,2	12:38'43.697	15	29.606	21.738	22.341	25.294	1'38.979	290,3	13:06'17.543
6	7'27.039	22.567	23.169	26.196	8'38.971P	270,7	12:47'22.668	16	32.496	25.627	22.753	28.019	1'48.895	266,7	13:08'06.438
7	29.495	21.788	22.303	25.821	1'39.407	281,3	12:49'02.075	17	29.671	21.979	22.343	25.206	1'39.199	289,5	13:09'45.637
8	29.259	21.822	22.266	25.359	1'38.706	274,8	12:50'40.781	18	29.569	21.889	22.334	25.307	1'39.099	290,3	13:11'24.736
9	29.905	21.701	22.786	28.997	1'43.389P	286,5	12:52'24.170								
10	6'32.647	23.216	23.242	26.209	7'45.314P	256,5	13:00'09.484	12° 81 J. TORRES (1'38.903)							
11	29.520	21.867	22.312	25.252	1'38.951	282,7	13:01'48.435	Lap	Seg.1	Seg.2	Seg.3	Seg.4	Lap Time	km/h	Local Time
12	29.236	21.575	22.154	25.189	1'38.154	288,0	13:03'26.589	1		23.235	23.571	26.699	250,6	12:31'49.689	
13	29.997	22.682	23.314	27.351	1'43.344	269,3	13:05'09.933	2	29.802	22.466	22.719	25.654	1'40.641	282,0	12:33'30.330
14	29.178	23.472	22.588	25.464	1'40.702	288,0	13:06'50.635	3	29.727	21.995	22.876	25.783	1'40.381	274,8	12:35'10.711
15	29.213	21.519	22.235	25.080	1'38.047	288,0	13:08'28.682	4	29.879	22.094	22.618	25.520	1'40.111	282,7	12:36'50.822
16	29.236	21.537	22.177	25.098	1'38.048	286,5	13:10'06.730	5	29.849	22.090	22.525	29.271	1'43.735P	282,7	12:38'34.557
								6	3'20.098	22.872	23.029	25.897	4'31.896P	277,6	12:43'06.453
								7	29.623	21.745	22.433	26.591	1'40.392	285,0	12:44'46.845
								8	29.589	21.753	22.163	25.564	1'39.069	288,8	12:46'25.914
								9	29.677	21.766	22.373	25.662	1'39.478	287,2	12:48'05.392
								10	29.650	21.948	22.481	26.165	1'40.244	286,5	12:49'45.636
								11	29.913	22.334	23.091	28.914	1'44.252P	279,8	12:51'29.888
								12	6'38.573	22.562	22.881	25.792	7'49.808P	282,0	12:59'19.696
								13	29.742	22.105	22.525	29.148	1'43.520P	287,2	13:01'03.216
								14	3'26.431	23.089	22.675	26.073	4'38.268P	267,3	13:05'41.484
								15	29.441	21.720	22.267	25.475	1'38.903	284,2	13:07'20.387
								16	29.598	22.869	22.317	25.605	1'40.389	292,7	13:09'00.776
								17	30.012	21.978	22.396	25.705	1'40.091	285,7	13:10'40.867
								13° 36 L. MERCADO (1'39.361)							
								Lap	Seg.1	Seg.2	Seg.3	Seg.4	Lap Time	km/h	Local Time
								1		27.754	34.783	33.150	172,2	12:32'21.373	
								2	7'33.972	23.717	23.058	25.708	8'46.455P	257,1	12:41'07.828
								3	30.001	22.018	22.477	25.644	1'40.140	284,2	12:42'47.968
								4	29.914	22.101	22.443	25.654	1'40.112	280,5	12:44'28.080
								5	29.959	21.869	22.485	25.597	1'39.910	285,0	12:46'07.990
								6	29.982	22.244	22.640	25.582	1'40.448	277,6	12:47'48.438
								7	29.892	22.538	22.849	28.691	1'43.970P	285,0	12:49'32.408
								8	7'16.725	22.638	23.027	31.703	8'34.093P	265,4	12:58'06.501
								9	29.802	21.841	22.525	25.490	1'39.658	279,8	12:59'46.159
								10	29.730	21.781	22.471	25.379	1'39.361	286,5	13:01'25.520
								11	29.856	22.968	23.925	28.029	1'44.778CP	288,0	13:03'10.298
								12	5'14.735	22.566	22.765	25.913	6'25.979P	263,4	13:09'36.277
								13	30.103	21.877	22.460	25.650	1'40.090	286,5	13:11'16.367
								14° 45 J. GAGNE (1'39.479)							
								Lap	Seg.1	Seg.2	Seg.3	Seg.4	Lap Time	km/h	Local Time
								1		23.371	23.079	26.554	241,1	12:31'47.340	
								2	29.375	22.079	23.646	29.828	1'44.928C	272,7	12:33'32.268
								3	29.331	22.104	22.438	25.882	1'39.755	273,4	12:35'12.023
								4	29.506	22.073	22.934	25.857	1'40.370	269,3	12:36'52.393
								5	29.354	21.949	22.497	25.727	1'39.527	281,3	12:38'31.920
								6	29.937	22.410	22.925	29.152	1'44.424P	271,4	12:40'16.344
								7	4'48.407	22.749	23.106	26.080	6'00.342P	268,7	12:46'16.686
								8	29.694	22.032	22.744	25.832	1'40.302	283,5	12:47'56.988
								9	29.791	21.878	22.589	25.861	1'40.119	284,2	12:49'37.107

28/09/2018 P = Pits In/Out - C = Lap Time Cancelled

These data/results cannot be reproduced, stored and/or transmitted in whole or in part by any manner of electronic, mechanical, photocopying, recording, broadcasting or otherwise now known or herein after developed without the previous express consent by the copyright owner, except for reproduction in daily press and regular printed publications on sale to the public within 60 days of the event related to those data/results and always provided that copyright symbol appears together as follows below.

© DORNA WSBK ORGANIZATION Srl 2018



Magny-Cours 4.411 m

3 / 3

ACERBIS French Round, 28 - 30 September 2018

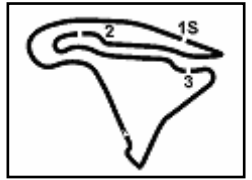
World Superbike - Chronological Analysis Free Practice 2nd Session

15°								18°							
40 R. RAMOS (1'39.627)								99 P. JACOBSEN (1'41.258)							
Lap	Seg.1	Seg.2	Seg.3	Seg.4	Lap Time	km/h	Local Time	Lap	Seg.1	Seg.2	Seg.3	Seg.4	Lap Time	km/h	Local Time
10	29.636	22.154	22.659	25.756	1'40.205	283,5	12:51'17.312	1		23.396	23.405	26.426	248,3	12:31'48.481	
11	29.711	22.095	22.613	25.648	1'40.067	282,7	12:52'57.379	2	29.943	22.570	22.848	25.897	1'41.258	283,5	12:33'29.739
12	30.385	23.180	23.946	28.719	1'46.230P	269,3	12:54'43.609	3	29.999	22.165	22.948	26.295	1'41.407	279,1	12:35'11.146
13	6'46.846	23.701	23.286	26.277	8'00.110P	266,0	13:02'43.719	4	29.879	22.436	23.883	33.561	1'49.759CP	282,0	12:37'00.905
14	29.718	22.023	22.450	25.739	1'39.930	284,2	13:04'23.649	5	8'16.882	22.984	23.370	26.069	9'29.305P	270,0	12:46'30.210
15	29.768	21.993	22.853	31.252	1'45.866	282,7	13:06'09.515	6	30.103	22.540	23.143	25.944	1'41.730	288,0	12:48'11.940
16	29.396	21.952	22.424	25.707	1'39.479	288,8	13:07'48.994	7	30.089	22.357	23.133	26.026	1'41.605	272,7	12:49'53.545
17	29.484	24.058	26.257	27.920	1'47.719C	286,5	13:09'36.713	8	30.284	22.590	25.547	13'25.743	14'44.164CP	275,5	13:04'37.709
18	29.800	22.012	22.412	25.655	1'39.879	269,3	13:11'16.592								
15°								19°							
40 R. RAMOS (1'39.627)								121 M. LUSSIANA (1'44.865)							
Lap	Seg.1	Seg.2	Seg.3	Seg.4	Lap Time	km/h	Local Time	Lap	Seg.1	Seg.2	Seg.3	Seg.4	Lap Time	km/h	Local Time
1		22.975	23.555	28.605	C	259,0	12:31'52.505	1							12:32'42.192
2	30.239	22.381	22.733	25.612	1'40.965	269,3	12:33'33.470	2					1'46.381		12:34'28.573
3	29.781	22.081	22.539	35.153	1'49.554	275,5	12:35'23.024	3					1'46.242		12:36'14.815
4	29.794	22.125	22.413	25.554	1'39.886	274,8	12:37'02.910	4					1'44.865		12:37'59.680
5	31.702	22.390	22.544	26.527	1'43.163	265,4	12:38'46.073	5					1'49.602P		12:39'49.282
6	29.728	23.913	22.577	27.679	1'43.897P	282,0	12:40'29.970	6	5'24.827	27.337	23.716	26.471	6'42.351P	259,0	12:46'31.633
7	6'57.925	23.611	23.126	26.129	8'10.791P	251,2	12:48'40.761	7	30.578				2'05.793P	260,2	12:48'37.426
8	29.788	22.010	22.321	25.559	1'39.678	274,8	12:50'20.439	8	13'50.282	26.132	25.408	28.876	15'10.698P	220,0	13:03'48.124
9	29.886	29.567	26.022	28.539	1'54.014P	288,0	12:52'14.453	9	31.068	36.085	23.957	26.888	1'57.998	269,3	13:05'46.122
10	8'45.313	25.714	23.715	25.658	10'00.400P	267,3	13:02'14.853	10	30.842	29.015	23.881	31.860	1'55.598P	263,4	13:07'41.720
11	29.714	23.673	23.452	25.791	1'42.630	283,5	13:03'57.483								
12	29.816	24.484	22.808	27.228	1'44.336	285,0	13:05'41.819								
13	29.672	22.078	22.336	25.541	1'39.627	275,5	13:07'21.446								
14	29.814	21.902	22.442	25.619	1'39.777	280,5	13:09'01.223								
15	29.748	22.091	22.736	25.657	1'40.232	274,8	13:10'41.455								
16°								20°							
11 J. GUARNONI (1'39.741)								12 X. FORES (1'54.145)							
Lap	Seg.1	Seg.2	Seg.3	Seg.4	Lap Time	km/h	Local Time	Lap	Seg.1	Seg.2	Seg.3	Seg.4	Lap Time	km/h	Local Time
1		23.657	23.778	27.993		246,6	12:31'55.438	1		22.582	22.629	25.748		262,1	12:31'44.317
2	30.293	22.515	22.862	26.100	1'41.770	273,4	12:33'37.208	2	29.372	35.886	22.991	25.896	1'54.145	274,8	12:33'38.462
3	30.245	22.343	22.930	25.891	1'41.409	273,4	12:35'18.617	3	29.404	30.351	53.611	48.860	2'42.226CP	260,2	12:36'20.688
4	30.078	25.729	23.660	26.006	1'45.473	276,9	12:37'04.090								
5	30.081	22.253	22.549	25.816	1'40.699	274,1	12:38'44.789								
6	30.131	22.102	22.623	25.697	1'40.553	279,1	12:40'25.342								
7	33.191	26.185	24.832	29.960	1'54.168P	216,0	12:42'19.510								
8	8'59.890	23.800	24.398	26.902	10'14.990P	266,0	12:52'34.500								
9	30.235	22.811	22.805	25.935	1'41.786	282,0	12:54'16.286								
10	29.945	21.940	22.602	25.565	1'40.052	276,9	12:55'56.338								
11	29.888	21.954	22.485	25.584	1'39.911	280,5	12:57'36.249								
12	29.890	22.048	22.581	25.616	1'40.135	271,4	12:59'16.384								
13	30.825	25.370	25.792	32.178	1'54.165P	231,3	13:01'10.549								
14	3'12.074	23.901	24.539	31.534	4'32.048P	262,1	13:05'42.597								
15	29.830	24.240	22.969	26.048	1'43.087	270,0	13:07'25.684								
16	29.811	22.017	22.473	25.440	1'39.741	274,1	13:09'05.425								
17	29.873	22.073	22.439	25.551	1'39.936	278,4	13:10'45.361								
17°								96 J. SMRZ (1'41.102)							
Lap	Seg.1	Seg.2	Seg.3	Seg.4	Lap Time	km/h	Local Time	Lap	Seg.1	Seg.2	Seg.3	Seg.4	Lap Time	km/h	Local Time
1		25.876	28.627	27.419		195,3	12:51'46.057								
2	30.332	23.044	23.127	33.222	1'49.725	270,7	12:53'35.782								
3	29.812	22.604	23.109	26.119	1'41.644	268,0	12:55'17.426								
4	29.770	22.600	22.841	26.242	1'41.453	268,7	12:56'58.879								
5	29.713	24.835	24.430	31.563	1'50.541	278,4	12:58'49.420								
6	30.006	22.732	22.854	26.270	1'41.862	265,4	13:00'31.282								
7	29.791	26.599	23.081	26.308	1'45.779	274,1	13:02'17.061								
8	29.723	22.592	22.970	26.178	1'41.463	269,3	13:03'58.524								
9	29.663	22.532	22.729	26.178	1'41.102	268,0	13:05'39.626								
10	29.905	26.591	24.171	26.659	1'47.326	265,4	13:07'26.952								
11	29.895	22.562	22.940	26.179	1'41.576	262,8	13:09'08.528								
12	29.871	22.489	22.830	26.137	1'41.327	271,4	13:10'49.855								

28/09/2018 P = Pits In/Out - C = Lap Time Cancelled

These data/results cannot be reproduced, stored and/or transmitted in whole or in part by any manner of electronic, mechanical, photocopying, recording, broadcasting or otherwise now known or herein after developed without the previous express consent by the copyright owner, except for reproduction in daily press and regular printed publications on sale to the public within 60 days of the event related to those data/results and always provided that copyright symbol appears together as follows below.

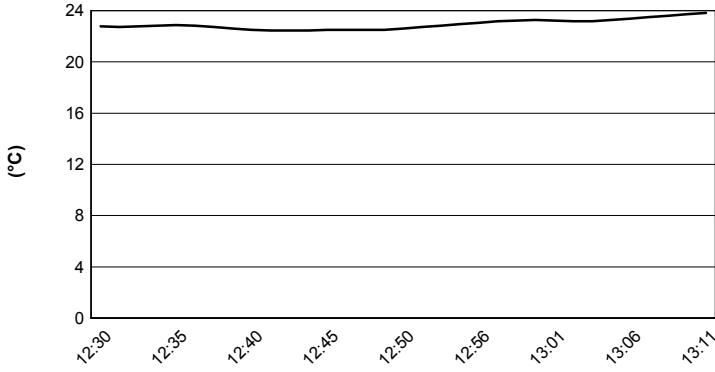
© DORNA WSBK ORGANIZATION Srl 2018



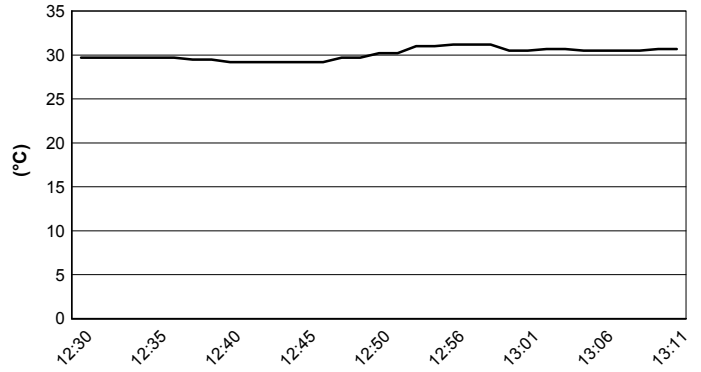
Magny-Cours 4.411 m

ACERBIS French Round, 28 - 30 September 2018
World Superbike - Weather Report Free Practice 2nd Session
 Session started 12:30 - Session ended 13:12

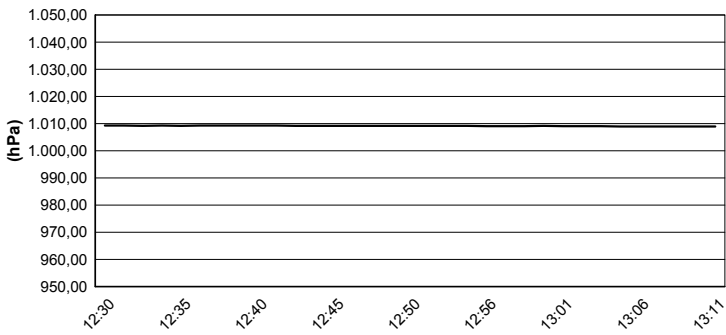
Air Temperature



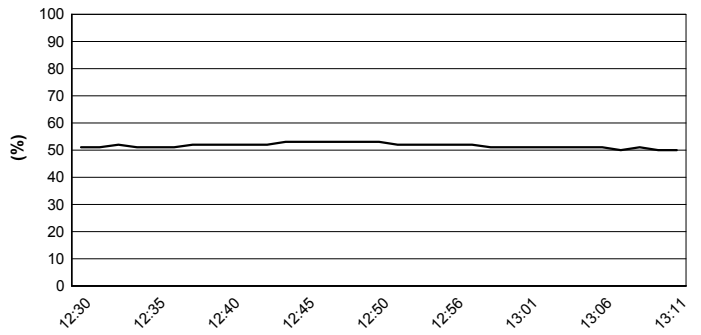
Track Temperature



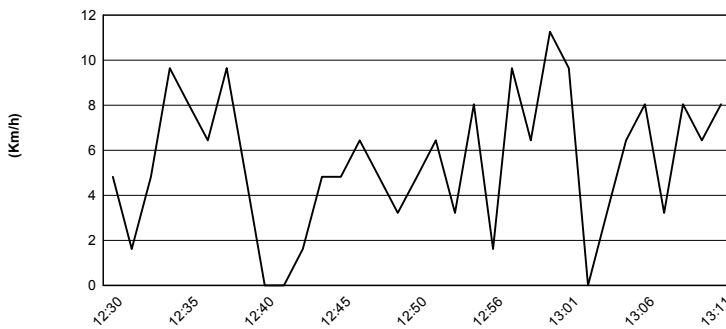
Air Pressure



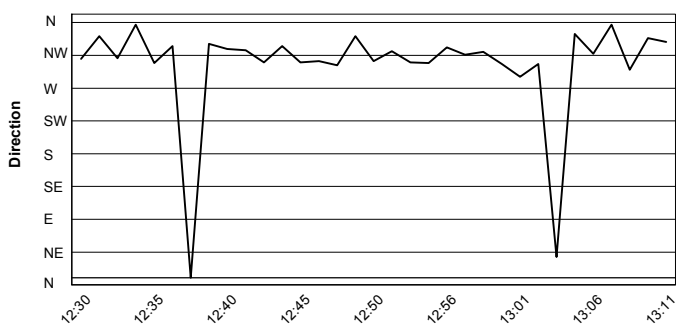
Humidity



Wind Speed



Wind Direction



28/09/2018

These data/results cannot be reproduced, stored and/or transmitted in whole or in part by any manner of electronic, mechanical, photocopying, recording, broadcasting or otherwise now known or herein after developed without the previous express consent by the copyright owner, except for reproduction in daily press and regular printed publications on sale to the public within 60 days of the event related to those data/results and always provided that copyright symbol appears together as follows below.

© DORNA WSBK ORGANIZATION Srl 2018