

ACERBIS French Round, 28 - 30 September 2018

World Superbike - Free Practices Combined Results

No.	Rider	Nat	Team	Bike	Class	FP1	FP2	FP3	Time	Gap	Rel.	Avg Laps
1	1 J. REA	GBR	Kawasaki Racing Team WorldSBK	Kawasaki ZX-10RR		1'37.202	1'37.598	1'37.208	1'37.202			163,367 44
2	66 T. SYKES	GBR	Kawasaki Racing Team WorldSBK	Kawasaki ZX-10RR		1'37.724	1'37.403	1'37.534	1'37.403	0.201	0.201	163,030 50
3	22 A. LOWES	GBR	Pata Yamaha Official WorldSBK Team	Yamaha YZF R1		1'38.226	1'37.938	1'37.489	1'37.489	0.287	0.086	162,886 52
4	32 L. SAVADORI	ITA	Milwaukee Aprilia	Aprilia RSV4 RF		1'38.278	1'37.503	1'37.702	1'37.503	0.301	0.014	162,863 47
5	60 M. VAN DER MARK	NED	Pata Yamaha Official WorldSBK Team	Yamaha YZF R1		1'38.110	1'37.863	1'37.626	1'37.626	0.424	0.123	162,657 51
6	21 M. RINALDI	ITA	Aruba.it Racing - Junior Team	Ducati Panigale R	IND	1'39.568		1'37.710	1'37.710	0.508	0.084	162,518 28
7	7 C. DAVIES	GBR	Aruba.it Racing - Ducati	Ducati Panigale R		1'38.441	1'38.312	1'37.710	1'37.710	0.508		162,518 44
8	33 M. MELANDRI	ITA	Aruba.it Racing - Ducati	Ducati Panigale R			1'38.047	1'37.714	1'37.714	0.512	0.004	162,511 32
9	12 X. FORES	ESP	Barni Racing Team	Ducati Panigale R	IND	1'38.371	1'54.145	1'37.734	1'37.734	0.532	0.020	162,478 29
10	76 L. BAZ	FRA	GULF ALTHEA BMW Racing Team	BMW S 1000 RR		1'38.507	1'37.856	1'38.038	1'37.856	0.654	0.122	162,275 46
11	50 E. LAVERTY	IRL	Milwaukee Aprilia	Aprilia RSV4 RF		1'38.758	1'37.870	1'37.860	1'37.860	0.658	0.004	162,269 41
12	2 L. CAMIER	GBR	Red Bull Honda World Superbike Team	Honda CBR1000RR		1'39.147	1'38.840	1'38.307	1'38.307	1.105	0.447	161,531 48
13	54 T. RAZGATLIOGLU	TUR	Kawasaki Puccetti Racing	Kawasaki ZX-10RR	IND	1'39.285	1'38.661	1'38.911	1'38.661	1.459	0.354	160,951 49
14	81 J. TORRES	ESP	MV Agusta Reparto Corse	MV Agusta 1000 F4		1'38.872	1'38.903	1'38.684	1'38.684	1.482	0.023	160,914 50
15	45 J. GAGNE	USA	Red Bull Honda World Superbike Team	Honda CBR1000RR		1'40.346	1'39.479	1'39.008	1'39.008	1.806	0.324	160,387 51
16	36 L. MERCADO	ARG	Orelac Racing VerdNatura	Kawasaki ZX-10RR	IND	1'39.262	1'39.361	1'39.061	1'39.061	1.859	0.053	160,301 43
17	40 R. RAMOS	ESP	Team GoEleven Kawasaki	Kawasaki ZX-10RR	IND	1'40.328	1'39.627	1'40.300	1'39.627	2.425	0.566	159,391 39
18	99 P. JACOBSEN	USA	TripleM Honda World Superbike Team	Honda CBR1000RR	IND	1'40.904	1'41.258	1'39.632	1'39.632	2.430	0.005	159,383 31
19	11 J. GUARNONI	FRA	Team Pedercini Racing	Kawasaki ZX-10RR	IND	1'40.725	1'39.741	1'39.919	1'39.741	2.539	0.109	159,208 47
20	96 J. SMRZ	CZE	Guandalini Racing	Yamaha YZF R1	IND	1'42.104	1'41.102		1'41.102	3.900	1.361	157,065 28
21	121 M. LUSSIANA	FRA	Dreamteamcompany	Aprilia RSV4 RF	IND		1'44.865	1'44.526	1'44.526	7.324	3.424	151,920 15

28/09/2018

These data/results cannot be reproduced, stored and/or transmitted in whole or in part by any manner of electronic, mechanical, photocopying, recording, broadcasting or otherwise now known or herein after developed without the previous express consent by the copyright owner, except for reproduction in daily press and regular printed publications on sale to the public within 60 days of the event related to those data/results and always provided that copyright symbol appears together as follows below.

© DORNA WSBK ORGANIZATION Srl 2018

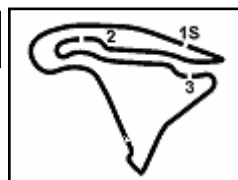
FIKX PERUGIA TIMING



Official Tyre Supplier



Official Timekeeper



ACERBIS French Round, 28 - 30 September 2018

World Superbike - Results Free Practice 3rd Session

Magny-Cours 4.411 m

1 / 2

No.	Rider	Nat	Team	Bike	Class	Time	Gap	Rel.	Laps	Speed	
										Avg	Max
1	1 J. REA	GBR	Kawasaki Racing Team WorldSBK	Kawasaki ZX-10RR		1'37.208			17	163,357	292,7
2	22 A. LOWES	GBR	Pata Yamaha Official WorldSBK Team	Yamaha YZF R1		1'37.489	0.281	0.281	19	162,886	290,3
3	66 T. SYKES	GBR	Kawasaki Racing Team WorldSBK	Kawasaki ZX-10RR		1'37.534	0.326	0.045	13	162,811	289,5
4	60 M. VAN DER MARK	NED	Pata Yamaha Official WorldSBK Team	Yamaha YZF R1		1'37.626	0.418	0.092	18	162,657	295,1
5	32 L. SAVADORI	ITA	Milwaukee Aprilia	Aprilia RSV4 RF		1'37.702	0.494	0.076	16	162,531	291,1
6	21 M. RINALDI	ITA	Aruba.it Racing - Junior Team	Ducati Panigale R	IND	1'37.710	0.502	0.008	12	162,518	285,0
7	7 C. DAVIES	GBR	Aruba.it Racing - Ducati	Ducati Panigale R		1'37.710	0.502	0.000	16	162,518	295,1
8	33 M. MELANDRI	ITA	Aruba.it Racing - Ducati	Ducati Panigale R		1'37.714	0.506	0.004	17	162,511	289,5
9	12 X. FORES	ESP	Barni Racing Team	Ducati Panigale R	IND	1'37.734	0.526	0.020	13	162,478	285,0
10	50 E. LAVERTY	IRL	Milwaukee Aprilia	Aprilia RSV4 RF		1'37.860	0.652	0.126	14	162,269	289,5
11	76 L. BAZ	FRA	GULF ALTHEA BMW Racing Team	BMW S 1000 RR		1'38.038	0.830	0.178	15	161,974	291,9
12	2 L. CAMIER	GBR	Red Bull Honda World Superbike Team	Honda CBR1000RR		1'38.307	1.099	0.269	15	161,531	292,7
13	81 J. TORRES	ESP	MV Agusta Reparto Corse	MV Agusta 1000 F4		1'38.684	1.476	0.377	19	160,914	291,1
14	54 T. RAZGATLIOGLU	TUR	Kawasaki Puccetti Racing	Kawasaki ZX-10RR	IND	1'38.911	1.703	0.227	19	160,544	291,9
15	45 J. GAGNE	USA	Red Bull Honda World Superbike Team	Honda CBR1000RR		1'39.008	1.800	0.097	17	160,387	289,5
16	36 L. MERCADO	ARG	Orelac Racing VerdNatura	Kawasaki ZX-10RR	IND	1'39.061	1.853	0.053	17	160,301	288,0
17	99 P. JACOBSEN	USA	TripleM Honda World Superbike Team	Honda CBR1000RR	IND	1'39.632	2.424	0.571	13	159,383	288,0
18	11 J. GUARNONI	FRA	Team Pedercini Racing	Kawasaki ZX-10RR	IND	1'39.919	2.711	0.287	15	158,925	280,5
19	40 R. RAMOS	ESP	Team GoEleven Kawasaki	Kawasaki ZX-10RR	IND	1'40.300	3.092	0.381	15	158,321	283,5
----- Out 107% in this Session -----											
20	121 M. LUSSIANA	FRA	Dreamteamcompany	Aprilia RSV4 RF	IND	1'44.526	7.318	4.226	4	151,920	270,7
21	96 J. SMRZ	CZE	Guandalini Racing	Yamaha YZF R1	IND				1		262,1

Qualifying Lap Time (107% of 1'37.208): 1'44.014

AIR	Humidity:	43%	Temp:	24°C
TRACK	Condition:	Dry	Temp:	33°C

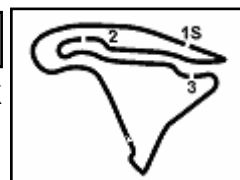
Records	Pole (SP2)	2014 T.Sykes	1'36.366	164,780	Km/h
	Race (RC2)	2016 T.Sykes	1'37.864	162,260	Km/h
	Circuit (SP2)	2014 T.Sykes	1'36.366	164,780	Km/h

Start End The results are provisional until the end of the time limit for protests and appeals
28/09/2018 16:05 16:47 and the completion of the technical checks.

These data/results cannot be reproduced, stored and/or transmitted in whole or in part by any manner of electronic, mechanical, photocopying, recording, broadcasting or otherwise now known or herein after developed without the previous express consent by the copyright owner, except for reproduction in daily press and regular printed publications on sale to the public within 60 days of the event related to those data/results and always provided that copyright symbol appears together as follows below.

© DORNA WSBK ORGANIZATION Srl 2018





ACERBIS French Round, 28 - 30 September 2018 World Superbike - Results Free Practice 3rd Session

Session Highlights

Local Time	No. Rider	Description
16.05.00		Start
16.05.03		WorldSBK Pit Intervention Time: 45 secs
16.07.27	121 M. LUSSIANA	Technical Problem - Turn 1
16.08.06	121 M. LUSSIANA	Re-joined
16.08.59	121 M. LUSSIANA	Current Lap Cancelled - Exceeded Track Limits - Turn 6
16.09.18	7 C. DAVIES	Current Lap Cancelled - Exceeded Track Limits - Turn 11
16.12.34	76 L. BAZ	Technical Problem - Turn 5
16.12.37	7 C. DAVIES	Current Lap Cancelled - Exceeded Track Limits - Turn 11
16.12.45	76 L. BAZ	Re-joined
16.13.07	11 J. GUARNONI	Current Lap Cancelled - Exceeded Track Limits - Turn 11
16.20.38	11 J. GUARNONI	Current Lap Cancelled - Exceeded Track Limits - Turn 11
16.22.33	54 T. RAZGATLIOGLU	Current Lap Cancelled - Exceeded Track Limits - Turn 6
16.27.11	11 J. GUARNONI	Current Lap Cancelled - Exceeded Track Limits - Turn 6
16.29.33	96 J. SMRZ	Technical Problem - Turn 2
16.35.43	121 M. LUSSIANA	Current Lap Cancelled - Exceeded Track Limits - Turn 11
16.35.47	32 L. SAVADORI	Current Lap Cancelled - Exceeded Track Limits - Turn 11
16.37.25	121 M. LUSSIANA	Technical Problem - Pit Exit
16.39.16	45 J. GAGNE	On Asphalt - Re-Joined - Turn 2
16.40.05	45 J. GAGNE	Current Lap Cancelled - Exceeded Track Limits - Turn 11
16.41.45	32 L. SAVADORI	On Asphalt - Re-Joined - Turn 5
16.44.38	36 L. MERCADO	Current Lap Cancelled - Exceeded Track Limits - Turn 6
16.47.37		End Of Session

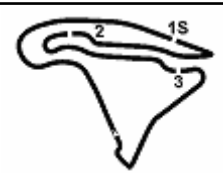
Fastest Laps Sequence

No.	Rider	Nat	Team	Bike	Local Time	Time	Gap	Avg
1	J. REA	GBR	Kawasaki Racing Team WorldSBK	Kawasaki ZX-10RR	16:08'21.769	1'37.392		163,048
1	J. REA	GBR	Kawasaki Racing Team WorldSBK	Kawasaki ZX-10RR	16:11'36.409	1'37.247	-0.145	163,291
1	J. REA	GBR	Kawasaki Racing Team WorldSBK	Kawasaki ZX-10RR	16:43'36.919	1'37.208	-0.039	163,357

28/09/2018 Start 16:05 End 16:47 The results are provisional until the end of the time limit for protests and appeals and the completion of the technical checks.

These data/results cannot be reproduced, stored and/or transmitted in whole or in part by any manner of electronic, mechanical, photocopying, recording, broadcasting or otherwise now known or herein after developed without the previous express consent by the copyright owner, except for reproduction in daily press and regular printed publications on sale to the public within 60 days of the event related to those data/results and always provided that copyright symbol appears together as follows below.

© DORNA WSBK ORGANIZATION Srl 2018


ACERBIS French Round, 28 - 30 September 2018
World Superbike - Best Sectors & Speed Free Practice 3rd Session

BEST LAP			
1	1 J. REA	Kawasaki ZX-10RR	1'37.208
2	22 A. LOWES	Yamaha YZF R1	1'37.489
3	66 T. SYKES	Kawasaki ZX-10RR	1'37.534
4	60 M. VAN DER MARK	Yamaha YZF R1	1'37.626
5	32 L. SAVADORI	Aprilia RSV4 RF	1'37.702
6	7 C. DAVIES	Ducati Panigale R	1'37.710
7	21 M. RINALDI	Ducati Panigale R	1'37.710
8	33 M. MELANDRI	Ducati Panigale R	1'37.714
9	12 X. FORES	Ducati Panigale R	1'37.734
10	50 E. LAVERTY	Aprilia RSV4 RF	1'37.860
11	76 L. BAZ	BMW S 1000 RR	1'38.038
12	2 L. CAMIER	Honda CBR1000RR	1'38.307
13	81 J. TORRES	MV Augusta 1000 F4	1'38.684
14	54 T. RAZGATLIOGLU	Kawasaki ZX-10RR	1'38.911
15	45 J. GAGNE	Honda CBR1000RR	1'39.008
16	36 L. MERCADO	Kawasaki ZX-10RR	1'39.061
17	99 P. JACOBSEN	Honda CBR1000RR	1'39.632
18	11 J. GUARNONI	Kawasaki ZX-10RR	1'39.919
19	40 R. RAMOS	Kawasaki ZX-10RR	1'40.300
20	121 M. LUSSIANA	Aprilia RSV4 RF	1'44.526
21	96 J. SMRZ	Yamaha YZF R1	

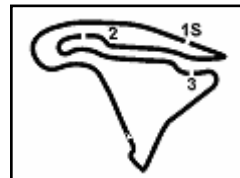
SPEED			
1	60 M. VAN DER MARK	Yamaha YZF R1	295,1
2	7 C. DAVIES	Ducati Panigale R	295,1
3	2 L. CAMIER	Honda CBR1000RR	292,7
4	1 J. REA	Kawasaki ZX-10RR	292,7
5	54 T. RAZGATLIOGLU	Kawasaki ZX-10RR	291,9
6	76 L. BAZ	BMW S 1000 RR	291,9
7	81 J. TORRES	MV Augusta 1000 F4	291,1
8	32 L. SAVADORI	Aprilia RSV4 RF	291,1
9	22 A. LOWES	Yamaha YZF R1	290,3
10	45 J. GAGNE	Honda CBR1000RR	289,5
11	50 E. LAVERTY	Aprilia RSV4 RF	289,5
12	33 M. MELANDRI	Ducati Panigale R	289,5
13	66 T. SYKES	Kawasaki ZX-10RR	289,5
14	99 P. JACOBSEN	Honda CBR1000RR	288,0
15	36 L. MERCADO	Kawasaki ZX-10RR	288,0
16	12 X. FORES	Ducati Panigale R	285,0
17	21 M. RINALDI	Ducati Panigale R	285,0
18	40 R. RAMOS	Kawasaki ZX-10RR	283,5
19	11 J. GUARNONI	Kawasaki ZX-10RR	280,5
20	121 M. LUSSIANA	Aprilia RSV4 RF	270,7
21	96 J. SMRZ	Yamaha YZF R1	262,1

SEG. 1			SEG. 2			SEG. 3			SEG. 4		
1	60 M. VAN DER MARK	28.994	1	1 J. REA	21.312	1	1 J. REA	21.803	1	1 J. REA	24.749
2	33 M. MELANDRI	29.006	2	7 C. DAVIES	21.326	2	66 T. SYKES	21.920	2	66 T. SYKES	24.864
3	50 E. LAVERTY	29.010	3	12 X. FORES	21.385	3	22 A. LOWES	21.923	3	21 M. RINALDI	24.917
4	1 J. REA	29.064	4	66 T. SYKES	21.427	4	7 C. DAVIES	22.005	4	33 M. MELANDRI	24.968
5	22 A. LOWES	29.093	5	22 A. LOWES	21.439	5	32 L. SAVADORI	22.007	5	60 M. VAN DER MARK	24.971
6	32 L. SAVADORI	29.180	6	60 M. VAN DER MARK	21.441	6	21 M. RINALDI	22.022	6	22 A. LOWES	24.983
7	12 X. FORES	29.190	7	21 M. RINALDI	21.491	7	33 M. MELANDRI	22.032	7	32 L. SAVADORI	24.994
8	21 M. RINALDI	29.221	8	33 M. MELANDRI	21.498	8	60 M. VAN DER MARK	22.037	8	7 C. DAVIES	24.997
9	66 T. SYKES	29.247	9	32 L. SAVADORI	21.505	9	50 E. LAVERTY	22.069	9	2 L. CAMIER	25.006
10	76 L. BAZ	29.268	10	50 E. LAVERTY	21.520	10	81 J. TORRES	22.086	10	76 L. BAZ	25.007
11	2 L. CAMIER	29.289	11	81 J. TORRES	21.576	11	12 X. FORES	22.110	11	12 X. FORES	25.026
12	45 J. GAGNE	29.313	12	2 L. CAMIER	21.608	12	76 L. BAZ	22.132	12	50 E. LAVERTY	25.164
13	81 J. TORRES	29.319	13	76 L. BAZ	21.631	13	2 L. CAMIER	22.171	13	54 T. RAZGATLIOGLU	25.266
14	54 T. RAZGATLIOGLU	29.362	14	36 L. MERCADO	21.722	14	36 L. MERCADO	22.294	14	36 L. MERCADO	25.343
15	7 C. DAVIES	29.373	15	54 T. RAZGATLIOGLU	21.812	15	45 J. GAGNE	22.389	15	81 J. TORRES	25.366
16	36 L. MERCADO	29.630	16	45 J. GAGNE	21.835	16	54 T. RAZGATLIOGLU	22.393	16	45 J. GAGNE	25.471
17	99 P. JACOBSEN	29.656	17	99 P. JACOBSEN	21.841	17	11 J. GUARNONI	22.476	17	40 R. RAMOS	25.554
18	11 J. GUARNONI	29.770	18	11 J. GUARNONI	21.964	18	99 P. JACOBSEN	22.491	18	11 J. GUARNONI	25.561
19	40 R. RAMOS	29.788	19	40 R. RAMOS	22.015	19	40 R. RAMOS	22.556	19	99 P. JACOBSEN	25.615
20	96 J. SMRZ	29.998	20	96 J. SMRZ	23.094	20	96 J. SMRZ	23.318	20	121 M. LUSSIANA	26.921
21	121 M. LUSSIANA	30.749	21	121 M. LUSSIANA	23.125	21	121 M. LUSSIANA	23.495	21	96 J. SMRZ	30.593

28/09/2018

These data/results cannot be reproduced, stored and/or transmitted in whole or in part by any manner of electronic, mechanical, photocopying, recording, broadcasting or otherwise now known or herein after developed without the previous express consent by the copyright owner, except for reproduction in daily press and regular printed publications on sale to the public within 60 days of the event related to those data/results and always provided that copyright symbol appears together as follows below.

© DORNA WSBK ORGANIZATION Srl 2018



Magny-Cours 4.411 m

ACERBIS French Round, 28 - 30 September 2018

World Superbike - Ideal Times Free Practice 3rd Session

No.	Rider	Nat	Bike	Seg. 1	Seg. 2	Seg. 3	Seg. 4	Ideal Time		
				Diff. 1	Diff. 2	Diff. 3	Diff. 4	Best Lap	Pos.	Diff.
1	1 J. REA	GBR	Kawasaki ZX-10RR	29.064 0.005	21.312	21.803 0.130	24.749 0.145	1'36.928	2	0.280
2	22 A. LOWES	GBR	Yamaha YZF R1	29.093	21.439	21.923 0.051	24.983	1'37.438	3	0.051
3	60 M. VAN DER MARK	NED	Yamaha YZF R1	28.994 0.078	21.441	22.037 0.105	24.971	1'37.443	5	0.183
4	66 T. SYKES	GBR	Kawasaki ZX-10RR	29.247	21.427 0.005	21.920	24.864 0.071	1'37.458	4	0.076
5	33 M. MELANDRI	ITA	Ducati Panigale R	29.006 0.100	21.498 0.054	22.032 0.056	24.968	1'37.504	9	0.210
6	21 M. RINALDI	ITA	Ducati Panigale R	29.221 0.047	21.491	22.022 0.012	24.917	1'37.651	7	0.059
7	32 L. SAVADORI	ITA	Aprilia RSV4 RF	29.180 0.015	21.505	22.007 0.001	24.994	1'37.686	6	0.016
8	7 C. DAVIES	GBR	Ducati Panigale R	29.373 0.009	21.326	22.005	24.997	1'37.701	8	0.009
9	12 X. FORES	ESP	Ducati Panigale R	29.190 0.023	21.385	22.110	25.026	1'37.711	10	0.023
10	50 E. LAVERTY	IRL	Aprilia RSV4 RF	29.010	21.520	22.069 0.057	25.164 0.040	1'37.763	11	0.097
11	76 L. BAZ	FRA	BMW S 1000 RR	29.268	21.631	22.132	25.007	1'38.038	12	
12	2 L. CAMIER	GBR	Honda CBR1000RR	29.289 0.194	21.608	22.171 0.039	25.006	1'38.074	13	0.233
13	81 J. TORRES	ESP	MV Agusta 1000 F4	29.319	21.576 0.194	22.086 0.089	25.366 0.054	1'38.347	14	0.337
14	54 T. RAZGATLIOGLU	TUR	Kawasaki ZX-10RR	29.362	21.812 0.048	22.393 0.030	25.266	1'38.833	15	0.078
15	36 L. MERCADO	ARG	Kawasaki ZX-10RR	29.630 0.016	21.722	22.294 0.013	25.343 0.043	1'38.989	17	0.072
16	45 J. GAGNE	USA	Honda CBR1000RR	29.313	21.835	22.389	25.471	1'39.008	16	
17	99 P. JACOBSEN	USA	Honda CBR1000RR	29.656 0.029	21.841	22.491	25.615	1'39.603	18	0.029
18	11 J. GUARNONI	FRA	Kawasaki ZX-10RR	29.770 0.082	21.964	22.476 0.066	25.561	1'39.771	19	0.148
19	40 R. RAMOS	ESP	Kawasaki ZX-10RR	29.788	22.015 0.132	22.556 0.228	25.554 0.027	1'39.913	20	0.387
20	121 M. LUSSIANA	FRA	Aprilia RSV4 RF	30.749 0.185	23.125 0.031	23.495	26.921 0.020	1'44.290	21	0.236
Overall Ideal Time				28.994	21.312	21.803	24.749	1'36.858		

28/09/2018

These data/results cannot be reproduced, stored and/or transmitted in whole or in part by any manner of electronic, mechanical, photocopying, recording, broadcasting or otherwise now known or herein after developed without the previous express consent by the copyright owner, except for reproduction in daily press and regular printed publications on sale to the public within 60 days of the event related to those data/results and always provided that copyright symbol appears together as follows below.

© DORNA WSBK ORGANIZATION Srl 2018

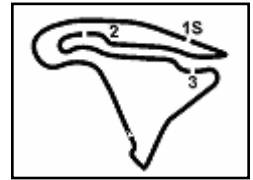
FIOR PERUGIA TIMING



Official Tyre Supplier



Official Timekeeper



ACERBIS French Round, 28 - 30 September 2018 World Superbike - Chronological Analysis Free Practice 3rd Session

Magny-Cours 4.411 m

1 / 4

1° 1 J. REA (1'37.208)							
Lap	Seg.1	Seg.2	Seg.3	Seg.4	Lap Time	km/h	Local Time
1		22.067	23.138	25.648		274,8	16:06'44.377
2	29.227	21.408	21.900	24.857	1'37.392	285,0	16:08'21.769
3	29.137	21.348	22.078	24.830	1'37.393	288,0	16:09'59.162
4	29.228	21.467	21.803	24.749	1'37.247	289,5	16:11'36.409
5	29.187	21.528	21.880	24.897	1'37.492	292,7	16:13'13.901
6	29.113	21.521	21.826	24.862	1'37.322	289,5	16:14'51.223
7	29.110	21.521	21.883	24.819	1'37.333	286,5	16:16'28.556
8	29.150	21.369	22.024	24.826	1'37.369	288,0	16:18'05.925
9	29.142	21.442	21.971	24.818	1'37.373	288,0	16:19'43.298
10	29.114	21.388	22.075	24.795	1'37.372	286,5	16:21'20.670
11	29.080	21.481	21.925	24.943	1'37.429	290,3	16:22'58.099
12	29.241	21.570	21.912	24.904	1'37.627	288,0	16:24'35.726
13	29.106	21.589	22.040	24.867	1'37.602	288,0	16:26'13.328
14	32.138	24.070	24.115	27.763	1'48.086P	235,8	16:28'01.414
15	11'09.930	22.164	22.497	26.362	12'20.953P	280,5	16:40'22.367
16	29.121	21.435	21.872	24.916	1'37.344	288,8	16:41'59.711
17	29.069	21.312	21.933	24.894	1'37.208	287,2	16:43'36.919
18	29.064	21.752	28.293	29.584	1'48.693P	291,9	16:45'25.612

2° 22 A. LOWES (1'37.489)							
Lap	Seg.1	Seg.2	Seg.3	Seg.4	Lap Time	km/h	Local Time
1		23.098	23.066	25.559		243,2	16:06'48.391
2	29.516	21.802	22.639	25.508	1'39.465	272,7	16:08'27.856
3	29.400	21.742	22.253	25.087	1'38.482	272,0	16:10'06.338
4	29.427	21.584	22.262	25.261	1'38.534	284,2	16:11'44.872
5	29.228	21.821	22.430	25.127	1'38.606	278,4	16:13'23.478
6	29.334	21.886	22.352	25.112	1'38.684	286,5	16:15'02.162
7	29.415	21.872	22.511	25.139	1'38.937	277,6	16:16'41.099
8	29.443	21.815	22.270	26.099	1'39.627	281,3	16:18'20.726
9	29.476	21.774	22.475	25.247	1'38.972	283,5	16:19'59.698
10	29.455	21.768	22.472	25.173	1'38.868	283,5	16:21'38.566
11	29.450	21.727	22.342	25.221	1'38.740	284,2	16:23'17.306
12	29.395	22.700	23.185	25.368	1'40.648	288,0	16:24'57.954
13	29.448	21.755	22.384	25.350	1'38.937	285,0	16:26'36.891
14	29.525	21.801	22.325	25.350	1'39.001	290,3	16:28'15.892
15	29.487	21.700	22.418	25.309	1'38.914	285,7	16:29'54.806
16	29.511	21.771	22.361	25.284	1'38.927	280,5	16:31'33.733
17	31.881	23.118	23.638	27.889	1'46.526P	272,7	16:33'20.259
18	7'24.339	23.673	22.336	25.176	8'35.524P	226,4	16:41'55.783
19	29.099	21.484	21.923	25.009	1'37.515	282,0	16:43'33.298
20	29.093	21.439	21.974	24.983	1'37.489	287,2	16:45'10.787

3° 66 T. SYKES (1'37.534)							
Lap	Seg.1	Seg.2	Seg.3	Seg.4	Lap Time	km/h	Local Time
1		23.669	23.185	26.446		220,0	16:07'47.543
2	29.319	22.339	23.134	25.680	1'40.472	289,5	16:09'28.015
3	29.382	21.550	21.926	25.025	1'37.883	288,8	16:11'05.898
4	29.331	21.756	21.924	24.864	1'37.875	276,2	16:12'43.773
5	29.278	21.427	21.971	24.921	1'37.597	287,2	16:14'21.370
6	29.921	22.406	22.817	27.179	1'42.323P	274,8	16:16'03.693
7	9'51.842	22.993	22.869	25.754	11'03.458P	253,5	16:27'07.151
8	29.322	21.595	22.189	24.950	1'38.056	288,0	16:28'45.207
9	32.021	22.137	22.811	25.363	1'42.332	276,2	16:30'27.539
10	29.411	21.587	22.072	24.939	1'38.009	285,7	16:32'05.548
11	30.202	22.330	23.193	27.687	1'43.412P	266,0	16:33'48.960
12	6'38.849	22.437	22.955	25.416	7'49.657P	264,7	16:41'38.617
13	29.247	21.432	21.920	24.935	1'37.534	287,2	16:43'16.151
14	32.526	23.224	22.457	33.128	1'51.335	274,1	16:45'07.486

4° 60 M. VAN DER MARK (1'37.626)							
Lap	Seg.1	Seg.2	Seg.3	Seg.4	Lap Time	km/h	Local Time
1		22.606	23.291	26.385		266,7	16:06'50.534

2	29.573	21.889	22.301	25.342	1'39.105	288,8	16:08'29.639
3	29.243	22.235	22.462	25.313	1'39.253	291,1	16:10'08.892
4	29.154	21.687	22.248	25.706	1'38.795	288,0	16:11'47.687
5	29.363	21.783	22.195	25.381	1'38.722	289,5	16:13'26.409
6	29.303	21.613	22.335	25.438	1'38.689	291,9	16:15'05.098
7	29.347	21.849	22.218	25.242	1'38.656	286,5	16:16'43.754
8	29.222	23.419	22.523	25.430	1'40.594	294,3	16:18'24.348
9	29.234	21.888	22.249	25.312	1'38.683	294,3	16:20'03.031
10	29.196	21.594	22.320	25.197	1'38.307	292,7	16:21'41.338
11	32.548	22.463	22.942	30.453	1'48.406P	261,5	16:23'29.744
12	4'14.283	22.401	22.365	25.446	5'24.495P	281,3	16:28'54.239
13	29.224	21.818	22.208	25.475	1'38.725	281,3	16:30'32.964
14	29.276	21.791	22.344	25.354	1'38.765	283,5	16:32'11.729
15	29.216	22.349	22.510	28.671	1'42.746P	294,3	16:33'54.475
16	5'01.574	22.210	22.581	35.150	6'21.515P	282,0	16:40'15.990
17	28.994	21.756	22.134	25.260	1'38.144	285,0	16:41'54.134
18	29.077	21.583	22.037	25.324	1'38.021	293,5	16:43'32.155
19	29.072	21.441	22.142	24.971	1'37.626	295,1	16:45'09.781

5° 32 L. SAVADORI (1'37.702)							
Lap	Seg.1	Seg.2	Seg.3	Seg.4	Lap Time	km/h	Local Time
1		24.767	23.755	26.010		214,3	16:06'56.870
2	29.572	21.783	22.062	25.159	1'38.576	275,5	16:08'35.446
3	29.438	21.564	22.007	25.372	1'38.381	285,7	16:10'13.827
4	29.532	22.133	22.633	25.334	1'39.632	266,0	16:11'53.459
5	29.358	21.754	22.030	25.172	1'38.314	284,2	16:13'31.773
6	29.420	21.899	22.266	25.515	1'39.100	283,5	16:15'10.873
7	29.371	21.682	22.086	25.200	1'38.339	285,0	16:16'49.212
8	29.455	21.805	22.193	25.020	1'38.473	285,7	16:18'27.685
9	31.454	23.232	23.537	27.943	1'46.166P	266,7	16:20'13.851
10	7'58.652	26.397	30.178	27.325	9'22.552P	253,5	16:29'36.403
11	29.787	21.782	22.366	25.164	1'39.099	286,5	16:31'15.502
12	29.473	21.702	22.295	25.239	1'38.709	285,7	16:32'54.211
13	29.433	21.814	22.202	25.255	1'38.704	286,5	16:34'32.915
14	30.095	22.563	24.577	28.649	1'45.884CP	266,0	16:36'18.799
15	5'01.160	29.860	22.831	25.661	6'19.512P	257,8	16:42'38.311
16	29.195	21.505	22.008	24.994	1'37.702	288,0	16:44'16.013
17	29.180	21.660	22.197	25.134	1'38.171	291,1	16:45'54.184

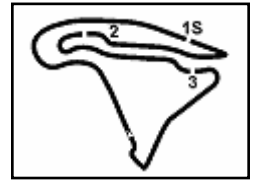
6° 21 M. RINALDI (1'37.710)							
Lap	Seg.1	Seg.2	Seg.3	Seg.4	Lap Time	km/h	Local Time
1		22.684	22.920	25.688		260,9	16:07'08.788
2	29.541	22.098	22.871	31.019	1'45.529	274,1	16:08'54.317
3	29.655	21.984	22.408	25.679	1'39.726	280,5	16:10'34.043
4	29.780	21.995	22.519	28.212	1'42.506P	276,9	16:12'16.549
5	9'42.597	22.388	22.891	25.478	10'53.354P	268,7	16:23'09.903
6	29.623	21.870	22.388	25.247	1'39.128	279,1	16:24'49.031
7	29.580	21.584	22.247	25.178	1'38.589	280,5	16:26'27.620
8	29.554	21.562	22.271	28.558	1'41.945P	277,6	16:28'09.565
9	9'59.864	24.167	27.003	39.762	11'30.796P	227,8	16:39'40.361
10	29.221	21.529	22.055	25.099	1'37.904	281,3	16:41'18.265
11	29.253	21.584	22.022	25.008	1'37.867	285,0	16:42'56.132
12	29.268	21.491	22.034	24.917	1'37.710	283,5	16:44'33.842
13	32.317	25.805	23.702	26.666	1'48.490	226,9	16:46'22.332

7° 7 C. DAVIES (1'37.710)							
Lap	Seg.1	Seg.2	Seg.3	Seg.4	Lap Time	km/h	Local Time
1		23.162	23.474	26.264		259,0	16:08'06.122
2	29.671	21.939	23.231	26.123	1'40.964C	290,3	16:09'47.086
3	29.483	21.497	22.361	25.066	1'38.407	289,5	16:11'25.493
4	29.974	21.712	23.053	27.670	1'42.409C	287,2	16:13'07.902
5	29.474	21.410	22.239	25.086	1'38.209	291,1	16:14'46.111
6	30.593	23.275	25.148	28.808	1'47.824P	268,0	16:16'33.935
7	6'15.938	22.937	23.063	26.704	7'28.642P	255,9	16:24'02.577

28/09/2018 P = Pits In/Out - C = Lap Time Cancelled

These data/results cannot be reproduced, stored and/or transmitted in whole or in part by any manner of electronic, mechanical, photocopying, recording, broadcasting or otherwise now known or herein after developed without the previous express consent by the copyright owner, except for reproduction in daily press and regular printed publications on sale to the public within 60 days of the event related to those data/results and always provided that copyright symbol appears together as follows below.

© DORNA WSBK ORGANIZATION Srl 2018



ACERBIS French Round, 28 - 30 September 2018 World Superbike - Chronological Analysis Free Practice 3rd Session

Magny-Cours 4.411 m

2 / 4

Lap	Seg.1	Seg.2	Seg.3	Seg.4	Lap Time	km/h	Local Time
8	29.460	21.622	22.060	25.252	1'38.394	293,5	16:25'40.971
9	29.373	21.560	22.220	25.090	1'38.243	295,1	16:27'19.214
10	29.449	27.717	25.997	27.294	1'50.457	295,1	16:29'09.671
11	29.936	21.590	22.070	25.153	1'38.749	287,2	16:30'48.420
12	29.562	21.503	22.191	25.225	1'38.481	290,3	16:32'26.901
13	31.273	23.920	25.180	29.250	1'49.623P	232,8	16:34'16.524
14	4'35.435	22.638	23.219	35.433	5'56.725P	274,8	16:40'13.249
15	29.614	26.289	23.709	29.110	1'48.722	294,3	16:42'01.971
16	29.395	21.533	22.269	25.003	1'38.200	294,3	16:43'40.171
17	29.382	21.326	22.005	24.997	1'37.710	291,9	16:45'17.881

8° 33 M. MELANDRI (1'37.714)							
Lap	Seg.1	Seg.2	Seg.3	Seg.4	Lap Time	km/h	Local Time
1		23.653	23.651	26.238	239,5	16:07'06.350	
2	30.714	25.551	23.324	31.488	1'51.077	277,6	16:08'57.427
3	29.494	21.830	22.485	25.427	1'39.236	280,5	16:10'36.663
4	29.484	22.025	22.460	30.356	1'44.325	274,8	16:12'20.988
5	29.445	21.695	22.305	25.216	1'38.661	286,5	16:13'59.649
6	29.502	21.611	22.124	25.045	1'38.282	285,7	16:15'37.931
7	30.739	23.082	23.276	28.850	1'45.947P	262,1	16:17'23.878
8	7'28.923	23.167	23.135	25.854	8'41.079P	260,2	16:26'04.957
9	29.239	22.866	22.400	26.002	1'40.507	289,5	16:27'45.464
10	29.752	21.769	22.148	27.967	1'41.636	283,5	16:29'27.100
11	29.309	21.538	22.158	28.950	1'41.955P	286,5	16:31'09.055
12	3'03.845	22.828	22.880	25.908	4'15.461P	254,7	16:35'24.516
13	29.199	21.498	22.032	26.972	1'39.701	285,0	16:37'04.217
14	29.106	21.552	22.088	24.968	1'37.714	287,2	16:38'41.931
15	31.311	22.473	22.852	26.227	1'42.863	264,1	16:40'24.994
16	29.337	21.608	26.683	26.368	1'43.996	274,1	16:42'08.790
17	29.074	23.577	22.448	26.008	1'41.107	288,0	16:43'49.897
18	29.006	21.648	22.071	25.030	1'37.755	287,2	16:45'27.652

9° 12 X. FORES (1'37.734)							
Lap	Seg.1	Seg.2	Seg.3	Seg.4	Lap Time	km/h	Local Time
1		22.424	22.772	25.626	258,4	16:06'44.728	
2	29.295	21.661	22.243	25.055	1'38.254	273,4	16:08'22.982
3	29.234	21.706	22.163	25.113	1'38.216	279,8	16:10'01.198
4	29.303	21.699	22.288	25.134	1'38.424	271,4	16:11'39.622
5	34.480	23.558	25.285	25.625	1'48.948	195,3	16:13'28.570
6	29.337	21.710	22.566	29.154	1'42.767P	274,1	16:15'11.337
7	9'54.637	22.049	22.475	25.567	11'04.728P	278,4	16:26'16.065
8	29.532	24.653	22.405	25.359	1'41.949	285,0	16:27'58.014
9	29.389	26.914	22.999	29.777	1'49.079P	285,0	16:29'47.093
10	8'33.290	22.372	24.469	30.272	9'50.403P	257,8	16:39'37.496
11	29.473	29.216	22.746	25.155	1'46.590	273,4	16:41'24.086
12	29.213	21.385	22.110	25.026	1'37.734	283,5	16:43'01.820
13	29.190	21.673	22.252	25.227	1'38.342	274,8	16:44'40.162
14	29.308	24.316	24.354	27.118	1'45.096	282,7	16:46'25.258

10° 50 E. LAVERTY (1'37.860)							
Lap	Seg.1	Seg.2	Seg.3	Seg.4	Lap Time	km/h	Local Time
1		22.839	23.023	26.169	266,7	16:06'45.827	
2	29.176	21.773	22.197	25.344	1'38.490	284,2	16:08'24.317
3	29.132	21.791	22.568	25.509	1'39.000	289,5	16:10'03.317
4	29.326	22.072	22.431	25.476	1'39.305	280,5	16:11'42.622
5	29.287	21.992	22.425	25.586	1'39.290	284,2	16:13'21.912
6	31.477	22.252	22.831	31.249	1'47.809P	272,7	16:15'09.721
7	10'50.424	24.344	23.011	26.425	12'04.204P	264,1	16:27'13.925
8	29.357	22.489	22.451	25.512	1'39.809	280,5	16:28'53.734
9	29.393	21.805	22.363	25.430	1'38.991	285,7	16:30'32.725
10	29.362	21.799	22.785	25.705	1'39.651	286,5	16:32'12.376
11	29.102	21.664	22.611	29.785	1'43.162P	287,2	16:33'55.538
12	5'38.319	24.640	23.017	26.589	6'52.565P	265,4	16:40'48.103
13	29.043	21.577	22.102	25.164	1'37.886	285,7	16:42'25.989

11° 76 L. BAZ (1'38.038)							
Lap	Seg.1	Seg.2	Seg.3	Seg.4	Lap Time	km/h	Local Time
1		22.832	22.909	25.658	244,3	16:06'46.581	
2	29.417	22.031	22.408	25.509	1'39.365	274,8	16:08'25.946
3	29.470	21.842	22.384	25.125	1'38.821	282,7	16:10'04.767
4	29.500	21.815	22.381	25.177	1'38.873	285,7	16:11'43.640
5	29.409	37.383	23.484	28.332	1'58.608P	277,6	16:13'42.248
6	6'18.231	22.055	22.615	25.717	7'28.618P	277,6	16:21'10.866
7	29.546	21.938	22.351	25.533	1'39.368	285,0	16:22'50.234
8	29.583	22.068	22.491	25.528	1'39.670	286,5	16:24'29.904
9	29.655	23.331	23.069	26.267	1'42.322	289,5	16:26'12.226
10	29.548	21.952	22.427	25.302	1'39.229	285,0	16:27'51.455
11	29.745	23.028	23.400	28.379	1'44.552P	285,0	16:29'36.007
12	8'13.789	23.256	23.441	25.962	9'26.448P	254,1	16:39'02.455
13	29.452	21.730	22.136	25.139	1'38.457	285,7	16:40'40.912
14	29.371	21.745	22.155	25.007	1'38.278	288,8	16:42'19.190
15	29.402	26.374	24.242	25.531	1'44.549	291,9	16:44'04.739
16	29.268	21.631	22.132	25.007	1'38.038	285,7	16:45'42.777

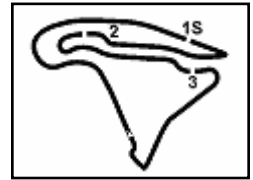
12° 2 L. CAMIER (1'38.307)							
Lap	Seg.1	Seg.2	Seg.3	Seg.4	Lap Time	km/h	Local Time
1		23.916	23.258	26.207	241,6	16:07'43.804	
2	29.795	21.931	22.559	25.342	1'39.627	285,7	16:09'23.431
3	29.682	22.190	22.407	25.399	1'39.678	292,7	16:11'03.109
4	29.642	21.933	22.508	25.308	1'39.391	289,5	16:12'42.500
5	31.376	22.268	22.671	27.573	1'43.888P	248,8	16:14'26.388
6	5'26.068	22.434	22.878	26.345	6'37.725P	270,0	16:21'04.113
7	29.412	21.686	22.220	25.175	1'38.493	288,8	16:22'42.606
8	29.363	21.723	22.171	25.107	1'38.364	292,7	16:24'20.970
9	29.372	21.788	22.574	25.417	1'39.151	288,8	16:26'00.121
10	29.412	21.795	22.232	25.339	1'38.778	289,5	16:27'38.899
11	29.536	25.786	23.447	29.084	1'47.853P	288,8	16:29'26.752
12	7'39.963	22.976	22.778	26.047	8'51.764P	255,3	16:38'18.516
13	29.483	21.608	22.210	25.006	1'38.307	290,3	16:39'56.823
14	31.525	22.310	22.904	25.648	1'42.387	267,3	16:41'39.210
15	29.289	21.632	22.190	25.221	1'38.332	290,3	16:43'17.542
16	30.171	24.963	22.688	28.053	1'45.875	276,9	16:45'03.417

13° 81 J. TORRES (1'38.684)							
Lap	Seg.1	Seg.2	Seg.3	Seg.4	Lap Time	km/h	Local Time
1		23.017	22.873	25.953	251,2	16:06'46.244	
2	29.687	22.324	22.740	25.879	1'40.630	276,9	16:08'26.874
3	29.573	21.781	22.308	25.669	1'39.331	281,3	16:10'06.205
4	29.597	21.944	22.286	25.588	1'39.415	279,1	16:11'45.620
5	29.360	22.074	22.539	29.555	1'43.528	282,7	16:13'29.148
6	29.628	21.912	22.463	25.707	1'39.710	285,7	16:15'08.858
7	29.853	21.804	22.389	28.638	1'42.684P	287,2	16:16'51.542
8	3'17.911	23.515	23.346	25.838	4'30.610P	270,7	16:21'22.152
9	29.562	22.083	22.450	25.739	1'39.834	286,5	16:23'01.986
10	29.623	21.734	22.244	25.427	1'39.028	287,2	16:24'41.014
11	29.583	21.736	22.672	25.749	1'39.740	287,2	16:26'20.754
12	29.519	22.664	22.455	28.624	1'43.262P	290,3	16:28'04.016
13	4'50.553	23.741	22.901	25.907	6'03.102P	248,3	16:34'07.118
14	29.533	21.925	22.086	25.458	1'39.002	286,5	16:35'46.120
15	29.406	23.169	22.514	26.231	1'41.320	291,1	16:37'27.440
16	29.522	21.725	22.151	25.445	1'38.843	287,2	16:39'06.283
17	29.330	21.576	22.158	25.632	1'38.696	287,2	16:40'44.979
18	29.447	24.786	22.338	25.366	1'41.937	290,3	16:42'26.916
19	29.379	21.739	22.232	25.666	1'39.016	282,7	16:44'05.932
20	29.319	21.770	22.175	25.420	1'38.684	283,5	16:45'44.616

28/09/2018 P = Pits In/Out - C = Lap Time Cancelled

These data/results cannot be reproduced, stored and/or transmitted in whole or in part by any manner of electronic, mechanical, photocopying, recording, broadcasting or otherwise now known or herein after developed without the previous express consent by the copyright owner, except for reproduction in daily press and regular printed publications on sale to the public within 60 days of the event related to those data/results and always provided that copyright symbol appears together as follows below.

© DORNA WSBK ORGANIZATION Srl 2018



ACERBIS French Round, 28 - 30 September 2018 World Superbike - Chronological Analysis Free Practice 3rd Session

14° 54 T. RAZGATLIOGLU (1'38.911)							
Lap	Seg.1	Seg.2	Seg.3	Seg.4	Lap Time	km/h	Local Time
1		22.673	22.858	25.728	271.4	16:06'46.935	
2	29.458	21.995	22.463	25.472	1'39.388	282,0	16:08'26.323
3	29.362	21.860	22.423	25.266	1'38.911	284,2	16:10'05.234
4	29.518	22.007	22.568	25.353	1'39.446	287,2	16:11'44.680
5	29.407	22.846	22.566	25.491	1'40.310	290,3	16:13'24.990
6	29.627	22.217	22.537	25.423	1'39.804	279,1	16:15'04.794
7	29.743	22.046	22.433	25.428	1'39.650	279,8	16:16'44.444
8	29.506	21.972	22.480	25.419	1'39.377	283,5	16:18'23.821
9	29.777	22.084	22.435	25.646	1'39.942	284,2	16:20'03.763
10	29.826	22.224	22.627	25.577	1'40.254	280,5	16:21'44.017
11	29.764	22.944	23.349	25.664	1'41.721C	285,7	16:23'25.738
12	29.757	21.895	22.478	25.477	1'39.607	288,0	16:25'05.345
13	29.718	21.926	22.399	25.434	1'39.477	288,8	16:26'44.822
14	29.687	22.895	22.612	25.497	1'40.691	289,5	16:28'25.513
15	29.747	22.010	22.769	25.655	1'40.181	290,3	16:30'05.694
16	30.082	22.307	22.852	27.644	1'42.885P	285,0	16:31'48.579
17	7'17.556	24.086	23.047	29.714	8'34.403P	260,9	16:40'22.982
18	30.124	22.254	23.553	25.565	1'41.496	284,2	16:42'04.478
19	29.546	25.580	22.669	28.165	1'45.960	291,9	16:43'50.438
20	29.451	21.812	22.393	25.375	1'39.031	288,8	16:45'29.469

17° 99 P. JACOBSEN (1'39.632)							
Lap	Seg.1	Seg.2	Seg.3	Seg.4	Lap Time	km/h	Local Time
1		23.943	23.479	26.876		234,8	16:06'50.881
2	29.912	22.532	22.956	26.186	1'41.586	259,6	16:08'32.467
3	29.776	22.223	22.819	25.931	1'40.749	266,0	16:10'13.216
4	29.694	22.215	22.929	26.018	1'40.856	273,4	16:11'54.072
5	29.656	22.070	22.866	25.882	1'40.474	278,4	16:13'34.546
6	30.335	23.287	23.622	29.086	1'46.330P	270,7	16:15'20.876
7	9'59.645	22.744	23.020	25.848	11'11.257P	263,4	16:26'32.133
8	30.027	22.905	22.741	25.637	1'41.310	288,0	16:28'13.443
9	31.565	23.212	23.033	25.807	1'43.617	220,4	16:29'57.060
10	29.841	22.197	22.858	25.834	1'40.730	264,7	16:31'37.790
11	30.296	22.928	23.816	29.214	1'46.254P	272,0	16:33'24.044
12	7'08.263	22.683	22.966	26.195	8'20.107P	270,7	16:41'44.151
13	29.685	21.841	22.491	25.615	1'39.632	285,7	16:43'23.783
14	30.676	22.334	22.927	25.934	1'41.871	272,0	16:45'05.654

15° 45 J. GAGNE (1'39.008)							
Lap	Seg.1	Seg.2	Seg.3	Seg.4	Lap Time	km/h	Local Time
1		22.981	23.042	26.549		239,5	16:06'47.332
2	29.702	22.442	22.642	25.999	1'40.785	264,1	16:08'28.117
3	29.440	22.075	22.729	25.694	1'39.938	266,0	16:10'08.055
4	29.425	21.888	22.491	25.638	1'39.442	282,0	16:11'47.497
5	29.473	22.090	22.445	25.597	1'39.605	279,1	16:13'27.102
6	29.749	22.500	27.515	29.309	1'49.073P	267,3	16:15'16.175
7	5'50.287	22.812	23.268	26.342	7'02.709P	272,7	16:22'18.884
8	29.600	21.957	22.621	25.918	1'40.096	284,2	16:23'58.980
9	29.611	26.071	22.669	25.770	1'44.121	289,5	16:25'43.101
10	29.615	22.064	22.466	25.854	1'39.999	284,2	16:27'23.100
11	31.904	23.214	23.774	28.366	1'47.258P	270,7	16:29'10.358
12	5'03.748	22.665	22.705	25.747	6'14.865P	266,0	16:35'25.223
13	29.555	21.925	22.538	25.644	1'39.662	283,5	16:37'04.885
14	29.363	21.859	22.509	25.539	1'39.270	277,6	16:38'44.155
15	33.369	24.661	26.081	33.196	1'57.307C	223,6	16:40'41.462
16	29.515	21.898	22.402	25.584	1'39.399	280,5	16:42'20.861
17	29.346	24.215	23.377	28.629	1'45.567	289,5	16:44'06.428
18	29.313	21.835	22.389	25.471	1'39.008	279,1	16:45'45.436

18° 11 J. GUARNONI (1'39.919)							
Lap	Seg.1	Seg.2	Seg.3	Seg.4	Lap Time	km/h	Local Time
1		23.581	23.630	26.682		249,4	16:06'50.095
2	30.172	22.690	22.876	25.928	1'41.666	264,7	16:08'31.761
3	30.132	22.383	22.728	25.891	1'41.134	268,7	16:10'12.895
4	30.114	22.449	22.928	25.965	1'41.456	261,5	16:11'54.351
5	29.770	22.433	23.806	33.763	1'49.772CP	274,1	16:13'44.123
6	6'09.698	23.183	23.398	31.237	7'27.516CP	262,8	16:21'11.639
7	30.174	22.237	22.643	25.585	1'40.639	273,4	16:22'52.278
8	29.886	22.071	22.583	25.952	1'40.492	279,1	16:24'32.770
9	29.892	22.163	22.547	25.644	1'40.246	276,2	16:26'13.016
10	29.862	32.095	25.769	29.863	1'57.589C	280,5	16:28'10.605
11	30.005	23.452	25.939	25.981	1'45.377	276,2	16:29'55.982
12	29.996	22.219	22.594	25.662	1'40.471	272,0	16:31'36.453
13	34.800	25.023	24.985	31.323	1'56.131P	222,2	16:33'32.584
14	6'50.849	25.162	26.125	26.451	8'08.587P	252,9	16:41'41.171
15	29.945	22.002	22.476	25.780	1'40.203	276,9	16:43'21.374
16	29.852	21.964	22.542	25.561	1'39.919	279,1	16:45'01.293

16° 36 L. MERCADO (1'39.061)							
Lap	Seg.1	Seg.2	Seg.3	Seg.4	Lap Time	km/h	Local Time
1		23.383	23.338	25.907		225,0	16:06'48.059
2	29.951	22.282	22.690	25.670	1'40.593	259,0	16:08'28.652
3	29.772	22.365	23.118	26.225	1'41.480	282,0	16:10'10.132
4	29.847	22.043	22.661	25.635	1'40.186	276,9	16:11'50.318
5	29.837	22.107	22.595	25.563	1'40.102	280,5	16:13'30.420
6	29.759	22.062	22.603	25.535	1'39.959	286,5	16:15'10.379
7	29.824	22.162	22.294	25.395	1'39.675	279,1	16:16'50.054
8	29.825	23.190	23.008	27.472	1'43.495P	285,7	16:18'33.549
9	7'57.157	22.401	22.655	25.477	9'07.690P	275,5	16:27'41.239
10	29.646	21.722	22.307	25.386	1'39.061	283,5	16:29'20.300
11	29.763	22.066	22.442	25.364	1'39.635	282,0	16:30'59.935
12	30.601	28.778	23.636	33.480	1'56.495	258,4	16:32'56.430
13	29.713	21.843	22.404	25.483	1'39.443	285,7	16:34'35.873
14	29.668	21.742	22.341	25.343	1'39.094	282,7	16:36'14.967
15	29.898	21.755	22.701	27.572	1'41.926P	285,7	16:37'56.893
16	2'55.477	24.057	23.714	25.757	4'09.005P	260,9	16:42'05.898
17	29.638	21.904	22.350	25.346	1'39.238	280,5	16:43'45.136
18	29.630	27.163	23.488	25.959	1'46.240C	288,0	16:45'31.376

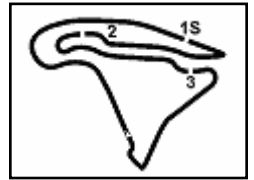
19° 40 R. RAMOS (1'40.300)							
Lap	Seg.1	Seg.2	Seg.3	Seg.4	Lap Time	km/h	Local Time
1		23.372	23.135	26.303		248,8	16:06'48.749
2	30.015	22.423	22.988	26.013	1'41.439	264,1	16:08'30.188
3	29.872	22.561	22.981	25.806	1'41.220	269,3	16:10'11.408
4	29.996	23.036	24.274	25.991	1'43.297	268,0	16:11'54.705
5	29.788	22.147	22.784	25.581	1'40.300	269,3	16:13'35.005
6	30.091	22.368	22.616	25.554	1'40.629	267,3	16:15'15.634
7	30.139	22.078	22.605	25.596	1'40.418	281,3	16:16'56.052
8	32.567	24.088	24.002	27.619	1'48.276P	266,0	16:18'44.328
9	8'13.823	22.916	23.020	25.908	9'25.667P	269,3	16:28'09.995
10	30.185	23.032	23.052	25.835	1'42.104	283,5	16:29'52.099
11	30.461	22.250	22.887	25.952	1'41.550	278,4	16:31'33.649
12	32.246	23.037	23.646	28.550	1'47.479P	264,7	16:33'21.128
13	4'41.458	26.300	31.265	34.717	6'13.740P	242,2	16:39'34.868
14	30.579	22.128	24.307	27.019	1'44.033	279,8	16:41'18.901
15	30.037	22.077	22.556	25.630	1'40.300	278,4	16:42'59.201
16	32.751	22.015	22.683	28.592	1'46.041P	279,1	16:44'45.242

20° 121 M. LUSSIANA (1'44.526)							
Lap	Seg.1	Seg.2	Seg.3	Seg.4	Lap Time	km/h	Local Time
1		37.234	29.567	46.685		C 218,2	16:10'20.121
2	19'23.045	24.235	24.139	27.509	20'38.928P	254,1	16:30'59.049
3	31.099	23.513	23.525	26.921	1'45.058	268,7	16:32'44.107
4	30.934	23.156	23.495	26.941	1'44.526	270,7	16:34'28.633
5	30.749	23.125			1'59.361CP	265,4	16:36'27.994

28/09/2018 P = Pits In/Out - C = Lap Time Cancelled

These data/results cannot be reproduced, stored and/or transmitted in whole or in part by any manner of electronic, mechanical, photocopying, recording, broadcasting or otherwise now known or herein after developed without the previous express consent by the copyright owner, except for reproduction in daily press and regular printed publications on sale to the public within 60 days of the event related to those data/results and always provided that copyright symbol appears together as follows below.

© DORNA WSBK ORGANIZATION Srl 2018



Magny-Cours 4.411 m

4 / 4

ACERBIS French Round, 28 - 30 September 2018 World Superbike - Chronological Analysis Free Practice 3rd Session

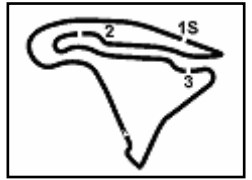
21°		96 J. SMRZ					
Lap	Seg.1	Seg.2	Seg.3	Seg.4	Lap Time	km/h	Local Time
1		24.502	24.208	30.593		236,8	16:06'57.793
2	29.998	23.094	23.318	28.980	1'45.390P	262,1	16:08'43.183

28/09/2018 P = Pits In/Out - C = Lap Time Cancelled

These data/results cannot be reproduced, stored and/or transmitted in whole or in part by any manner of electronic, mechanical, photocopying, recording, broadcasting or otherwise now known or herein after developed without the previous express consent by the copyright owner, except for reproduction in daily press and regular printed publications on sale to the public within 60 days of the event related to those data/results and always provided that copyright symbol appears together as follows below.

© DORNA WSBK ORGANIZATION Srl 2018

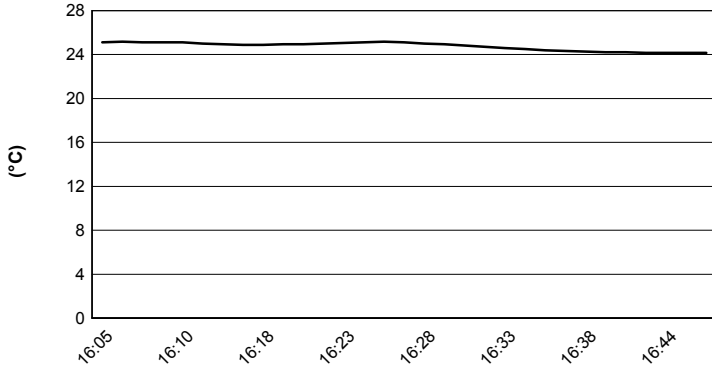




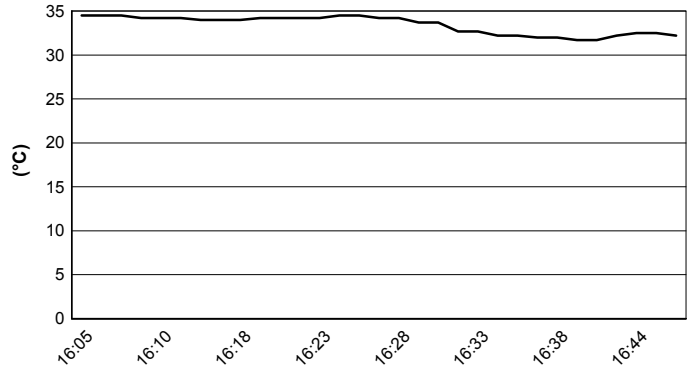
Magny-Cours 4.411 m

ACERBIS French Round, 28 - 30 September 2018
World Superbike - Weather Report Free Practice 3rd Session
 Session started 16:05 - Session ended 16:47

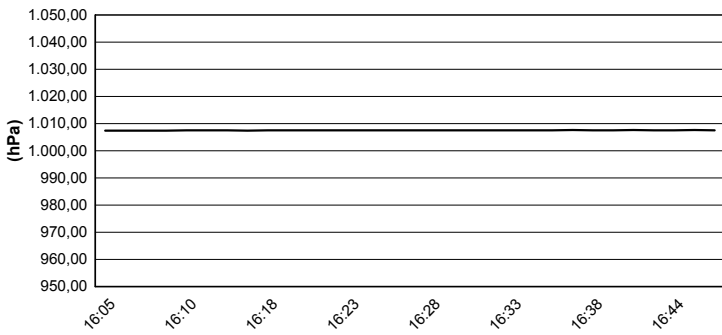
Air Temperature



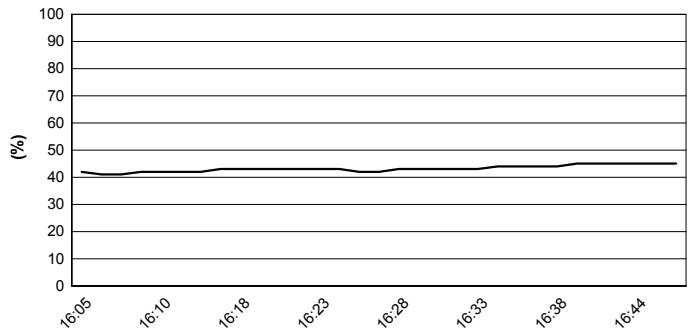
Track Temperature



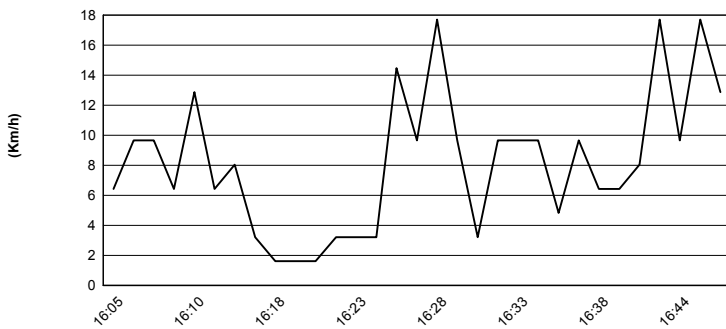
Air Pressure



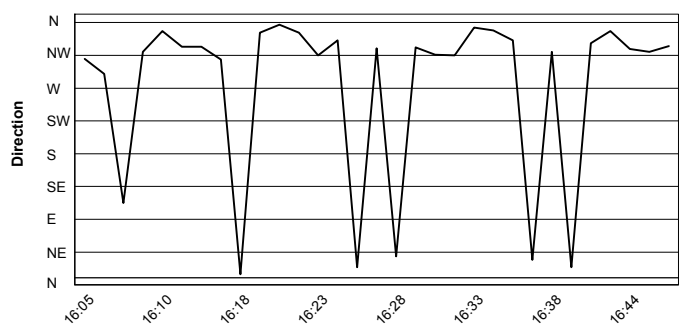
Humidity



Wind Speed



Wind Direction



28/09/2018

These data/results cannot be reproduced, stored and/or transmitted in whole or in part by any manner of electronic, mechanical, photocopying, recording, broadcasting or otherwise now known or herein after developed without the previous express consent by the copyright owner, except for reproduction in daily press and regular printed publications on sale to the public within 60 days of the event related to those data/results and always provided that copyright symbol appears together as follows below.

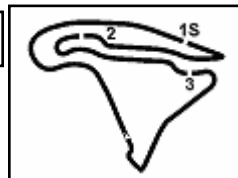
© DORNA WSBK ORGANIZATION Srl 2018



Official Tyre Supplier



Official Timekeeper



Magny-Cours 4.411 m

ACERBIS French Round, 28 - 30 September 2018
World Superbike - Provisional Superpoles Entry List
Superpole 1

FPs Pos	No. Rider	Nat	Team	Bike	Time
11	50 E. LAVERTY	IRL	Milwaukee Aprilia	Aprilia RSV4 RF	1'37.860
12	2 L. CAMIER	GBR	Red Bull Honda World Superbike Team	Honda CBR1000RR	1'38.307
13	54 T. RAZGATLIOGLU	TUR	Kawasaki Puccetti Racing	Kawasaki ZX-10RR	1'38.661
14	81 J. TORRES	ESP	MV Agusta Reparto Corse	MV Agusta 1000 F4	1'38.684
15	45 J. GAGNE	USA	Red Bull Honda World Superbike Team	Honda CBR1000RR	1'39.008
16	36 L. MERCADO	ARG	Orelac Racing VerdNatura	Kawasaki ZX-10RR	1'39.061
17	40 R. RAMOS	ESP	Team GoEleven Kawasaki	Kawasaki ZX-10RR	1'39.627
18	99 P. JACOBSEN	USA	TripleM Honda World Superbike Team	Honda CBR1000RR	1'39.632
19	11 J. GUARNONI	FRA	Team Pedercini Racing	Kawasaki ZX-10RR	1'39.741
20	96 J. SMRZ	CZE	Guandalini Racing	Yamaha YZF R1	1'41.102

Superpole 2

FPs Pos	No. Rider	Nat	Team	Bike	Time
1	1 J. REA	GBR	Kawasaki Racing Team WorldSBK	Kawasaki ZX-10RR	1'37.202
2	66 T. SYKES	GBR	Kawasaki Racing Team WorldSBK	Kawasaki ZX-10RR	1'37.403
3	22 A. LOWES	GBR	Pata Yamaha Official WorldSBK Team	Yamaha YZF R1	1'37.489
4	32 L. SAVADORI	ITA	Milwaukee Aprilia	Aprilia RSV4 RF	1'37.503
5	60 M. VAN DER MARK	NED	Pata Yamaha Official WorldSBK Team	Yamaha YZF R1	1'37.626
6	21 M. RINALDI	ITA	Aruba.it Racing - Junior Team	Ducati Panigale R	1'37.710
7	7 C. DAVIES	GBR	Aruba.it Racing - Ducati	Ducati Panigale R	1'37.710
8	33 M. MELANDRI	ITA	Aruba.it Racing - Ducati	Ducati Panigale R	1'37.714
9	12 X. FORES	ESP	Barni Racing Team	Ducati Panigale R	1'37.734
10	76 L. BAZ	FRA	GULF ALTHEA BMW Racing Team	BMW S 1000 RR	1'37.856

 *
 *

* These positions are assigned to the 1st and 2nd rider classified in Superpole 1

28/09/2018 11

These data/results cannot be reproduced, stored and/or transmitted in whole or in part by any manner of electronic, mechanical, photocopying, recording, broadcasting or otherwise now known or herein after developed without the previous express consent by the copyright owner, except for reproduction in daily press and regular printed publications on sale to the public within 60 days of the event related to those data/results and always provided that copyright symbol appears together as follows below.

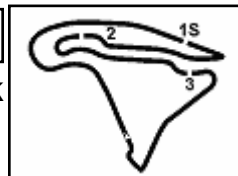
© DORNA WSBK ORGANIZATION Srl 2018

FIAT PERUGIA TIMING


Official Tyre Supplier



Official Timekeeper



Magny-Cours 4.411 m

ACERBIS French Round, 28 - 30 September 2018

World Superbike - Best Laps & Speeds

No.	Rider Bike	Nat	Best Lap		FP1		FP2		FP3										
			LL	SPD	LL	SPD	LL	SPD	LL	SPD									
1	1 J. REA Kawasaki ZX-10RR	GBR	1'37.202 44 293,4		1'37.202 14 292,6		1'37.598 13 293,4		1'37.208 17 292,6										
2	66 T. SYKES Kawasaki ZX-10RR	GBR	1'37.403 50 291,1		1'37.724 18 291,1		1'37.403 19 291,1		1'37.534 13 289,5										
3	22 A. LOWES Yamaha YZF R1	GBR	1'37.489 52 293,4		1'38.226 17 293,4		1'37.938 16 291,1		1'37.489 19 290,3										
4	32 L. SAVADORI Aprilia RSV4 RF	ITA	1'37.503 47 291,8		1'38.278 16 290,3		1'37.503 15 291,8		1'37.702 16 291,1										
5	60 M. VAN DER MARK Yamaha YZF R1	NED	1'37.626 51 295,0		1'38.110 16 293,4		1'37.863 17 293,4		1'37.626 18 295,0										
6	7 C. DAVIES Ducati Panigale R	GBR	1'37.710 44 295,0		1'38.441 15 294,2		1'38.312 13 294,2		1'37.710 16 295,0										
7	21 M. RINALDI Ducati Panigale R	ITA	1'37.710 28 284,9		1'39.568 16 281,9				1'37.710 12 284,9										
8	33 M. MELANDRI Ducati Panigale R	ITA	1'37.714 32 289,5				1'38.047 15 288,0		1'37.714 17 289,5										
9	12 X. FORES Ducati Panigale R	ESP	1'37.734 29 292,6		1'38.371 14 292,6		1'54.145 2 274,8		1'37.734 13 284,9										
10	76 L. BAZ BMW S 1000 RR	FRA	1'37.856 46 292,6		1'38.507 17 289,5		1'37.856 14 292,6		1'38.038 15 291,8										
11	50 E. LAVERTY Aprilia RSV4 RF	IRL	1'37.860 41 290,3		1'38.758 15 288,7		1'37.870 12 290,3		1'37.860 14 289,5										
12	2 L. CAMIER Honda CBR1000RR	GBR	1'38.307 48 292,6		1'39.147 16 289,5		1'38.840 17 292,6		1'38.307 15 292,6										
13	54 T. RAZGATLIOGLU Kawasaki ZX-10RR	TUR	1'38.661 49 291,8		1'39.285 16 288,7		1'38.661 14 289,5		1'38.911 19 291,8										
14	81 J. TORRES MV Agusta 1000 F4	ESP	1'38.684 50 292,6		1'38.872 15 287,2		1'38.903 16 292,6		1'38.684 19 291,1										
15	45 J. GAGNE Honda CBR1000RR	USA	1'39.008 51 289,5		1'40.346 17 288,7		1'39.479 17 288,7		1'39.008 17 289,5										
16	36 L. MERCADO Kawasaki ZX-10RR	ARG	1'39.061 43 288,0		1'39.262 14 288,0		1'39.361 12 288,0		1'39.061 17 288,0										
17	40 R. RAMOS Kawasaki ZX-10RR	ESP	1'39.627 39 288,0		1'40.328 10 281,9		1'39.627 14 288,0		1'40.300 15 283,4										
18	99 P. JACOBSEN Honda CBR1000RR	USA	1'39.632 31 288,0		1'40.904 11 286,4		1'41.258 7 288,0		1'39.632 13 288,0										
19	11 J. GUARNONI Kawasaki ZX-10RR	FRA	1'39.741 47 282,7		1'40.725 16 282,7		1'39.741 16 281,9		1'39.919 15 280,5										
20	96 J. SMRZ Yamaha YZF R1	CZE	1'41.102 27 278,3		1'42.104 16 267,9		1'41.102 11 278,3												
21	121 M. LUSSIANA Aprilia RSV4 RF	FRA	1'44.526 13 270,6				1'44.865 9 269,3		1'44.526 4 270,6										

28/09/2018

These data/results cannot be reproduced, stored and/or transmitted in whole or in part by any manner of electronic, mechanical, photocopying, recording, broadcasting or otherwise now known or herein after developed without the previous express consent by the copyright owner, except for reproduction in daily press and regular printed publications on sale to the public within 60 days of the event related to those data/results and always provided that copyright symbol appears together as follows below.

© DORNA WSBK ORGANIZATION Srl 2018

FIAT PERUGIA TIMING



Official Tyre Supplier



Official Timekeeper