



## ACERBIS French Round, 28 - 30 September 2018

### World Superbike - Results Free Practice 4th Session

Magny-Cours 4.411 m

1 / 2

No.	Rider	Nat	Team	Bike	Class	Time	Gap	Rel.	Laps	Speed	
										Avg	Max
1	1 J. REA	GBR	Kawasaki Racing Team WorldSBK	Kawasaki ZX-10RR		<b>1'37.561</b>			9	162,766	<b>292,7</b>
2	66 T. SYKES	GBR	Kawasaki Racing Team WorldSBK	Kawasaki ZX-10RR		<b>1'37.695</b>	0.134	0.134	11	162,543	<b>292,7</b>
3	33 M. MELANDRI	ITA	Aruba.it Racing - Ducati	Ducati Panigale R		<b>1'37.770</b>	0.209	0.075	8	162,418	<b>288,8</b>
4	12 X. FORES	ESP	Barni Racing Team	Ducati Panigale R	IND	<b>1'37.824</b>	0.263	0.054	12	162,328	<b>286,5</b>
5	7 C. DAVIES	GBR	Aruba.it Racing - Ducati	Ducati Panigale R		<b>1'37.915</b>	0.354	0.091	8	162,177	<b>295,9</b>
6	76 L. BAZ	FRA	GULF ALTHEA BMW Racing Team	BMW S 1000 RR		<b>1'38.219</b>	0.658	0.304	12	161,675	<b>288,8</b>
7	22 A. LOWES	GBR	Pata Yamaha Official WorldSBK Team	Yamaha YZF R1		<b>1'38.254</b>	0.693	0.035	11	161,618	<b>290,3</b>
8	60 M. VAN DER MARK	NED	Pata Yamaha Official WorldSBK Team	Yamaha YZF R1		<b>1'38.296</b>	0.735	0.042	12	161,549	<b>295,1</b>
9	54 T. RAZGATLIOGLU	TUR	Kawasaki Puccetti Racing	Kawasaki ZX-10RR	IND	<b>1'38.575</b>	1.014	0.279	7	161,092	<b>295,1</b>
10	2 L. CAMIER	GBR	Red Bull Honda World Superbike Team	Honda CBR1000RR		<b>1'38.593</b>	1.032	0.018	10	161,062	<b>293,5</b>
11	36 L. MERCADO	ARG	Orelac Racing VerdNatura	Kawasaki ZX-10RR	IND	<b>1'38.778</b>	1.217	0.185	11	160,760	<b>290,3</b>
12	21 M. RINALDI	ITA	Aruba.it Racing - Junior Team	Ducati Panigale R	IND	<b>1'38.847</b>	1.286	0.069	3	160,648	<b>279,8</b>
13	81 J. TORRES	ESP	MV Agusta Reparto Corse	MV Agusta 1000 F4		<b>1'39.019</b>	1.458	0.172	11	160,369	<b>288,8</b>
14	50 E. LAVERTY	IRL	Milwaukee Aprilia	Aprilia RSV4 RF		<b>1'39.021</b>	1.460	0.002	8	160,366	<b>286,5</b>
15	45 J. GAGNE	USA	Red Bull Honda World Superbike Team	Honda CBR1000RR		<b>1'39.151</b>	1.590	0.130	9	160,156	<b>288,8</b>
16	32 L. SAVADORI	ITA	Milwaukee Aprilia	Aprilia RSV4 RF		<b>1'39.353</b>	1.792	0.202	2	159,830	<b>288,0</b>
17	99 P. JACOBSEN	USA	TripleM Honda World Superbike Team	Honda CBR1000RR	IND	<b>1'39.925</b>	2.364	0.572	11	158,915	<b>295,9</b>
18	40 R. RAMOS	ESP	Team GoEleven Kawasaki	Kawasaki ZX-10RR	IND	<b>1'40.002</b>	2.441	0.077	11	158,793	<b>286,5</b>
19	11 J. GUARNONI	FRA	Team Pedercini Racing	Kawasaki ZX-10RR	IND	<b>1'40.712</b>	3.151	0.710	11	157,673	<b>282,0</b>
20	96 J. SMRZ	CZE	Guandalini Racing	Yamaha YZF R1	IND	<b>1'40.809</b>	3.248	0.097	11	157,522	<b>276,2</b>
21	121 M. LUSSIANA	FRA	Dreamteamcompany	Aprilia RSV4 RF	IND	<b>1'44.156</b>	6.595	3.347	7	152,460	<b>265,4</b>

Qualifying Lap Time (107% of 1'37.561): 1'44.391

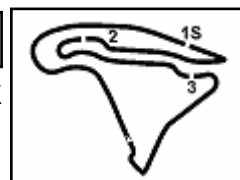
AIR	Humidity:	80%	Temp:	10°C
TRACK	Condition:	Dry	Temp:	13°C

Records	Pole (SP2)	2014 T.Sykes	1'36.366	164,780	Km/h
	Race (RC2)	2016 T.Sykes	1'37.864	162,260	Km/h
	Circuit (SP2)	2014 T.Sykes	1'36.366	164,780	Km/h

Start 29/09/2018 08:45 End 09:06 The results are provisional until the end of the time limit for protests and appeals and the completion of the technical checks.

These data/results cannot be reproduced, stored and/or transmitted in whole or in part by any manner of electronic, mechanical, photocopying, recording, broadcasting or otherwise now known or herein after developed without the previous express consent by the copyright owner, except for reproduction in daily press and regular printed publications on sale to the public within 60 days of the event related to those data/results and always provided that copyright symbol appears together as follows below.

© DORNA WSBK ORGANIZATION Srl 2018



## ACERBIS French Round, 28 - 30 September 2018

### World Superbike - Results Free Practice 4th Session

#### Session Highlights

Local Time	No. Rider	Description
08.45.00		Start
08.47.41	76 L. BAZ	Current Lap Cancelled - Exceeded Track Limits - Turn 17
08.50.59	22 A. LOWES	Current Lap Cancelled - Exceeded Track Limits - Turn 6
08.51.21	11 J. GUARNONI	Current Lap Cancelled - Exceeded Track Limits - Turn 6
08.51.41	32 L. SAVADORI	Crashed - Turn 7
08.57.06	21 M. RINALDI	Crashed - Turn 7
08.58.05	40 R. RAMOS	On Asphalt - Re-Joined - Turn 5
08.59.06	76 L. BAZ	Current Lap Cancelled - Exceeded Track Limits - Turn 6
09.01.04	121 M. LUSSIANA	Technical Problem - Turn 5
09.03.00	96 J. SMRZ	Current Lap Cancelled - Exceeded Track Limits - Turn 6
09.05.18	40 R. RAMOS	Current Lap Cancelled - Exceeded Track Limits - Turn 11
09.06.52		End Of Session

#### Fastest Laps Sequence

No.	Rider	Nat	Team	Bike	Local Time	Time	Gap	Avg
1	J. REA	GBR	Kawasaki Racing Team WorldSBK	Kawasaki ZX-10RR	08:48'24.098	<b>1'38.780</b>		160,757
12	X. FORES	ESP	Barni Racing Team	Ducati Panigale R	08:48'25.499	<b>1'38.636</b>	-0.144	160,992
1	J. REA	GBR	Kawasaki Racing Team WorldSBK	Kawasaki ZX-10RR	08:50'02.107	<b>1'38.009</b>	-0.627	162,022
12	X. FORES	ESP	Barni Racing Team	Ducati Panigale R	08:50'03.323	<b>1'37.824</b>	-0.185	162,328
1	J. REA	GBR	Kawasaki Racing Team WorldSBK	Kawasaki ZX-10RR	08:59'02.848	<b>1'37.639</b>	-0.185	162,636
1	J. REA	GBR	Kawasaki Racing Team WorldSBK	Kawasaki ZX-10RR	09:02'18.693	<b>1'37.600</b>	-0.039	162,701
1	J. REA	GBR	Kawasaki Racing Team WorldSBK	Kawasaki ZX-10RR	09:05'34.300	<b>1'37.561</b>	-0.039	162,766

Start                      End                      The results are provisional until the end of the time limit for protests and appeals  
29/09/2018      08:45                      09:06                      and the completion of the technical checks.

These data/results cannot be reproduced, stored and/or transmitted in whole or in part by any manner of electronic, mechanical, photocopying, recording, broadcasting or otherwise now known or herein after developed without the previous express consent by the copyright owner, except for reproduction in daily press and regular printed publications on sale to the public within 60 days of the event related to those data/results and always provided that copyright symbol appears together as follows below.

© DORNA WSBK ORGANIZATION Srl 2018

## ACERBIS French Round, 28 - 30 September 2018

### World Superbike - Best Sectors & Speed Free Practice 4th Session

Magny-Cours 4.411 m

BEST LAP		
1	1 J. REA	Kawasaki ZX-10RR 1'37.561
2	66 T. SYKES	Kawasaki ZX-10RR 1'37.695
3	33 M. MELANDRI	Ducati Panigale R 1'37.770
4	12 X. FORES	Ducati Panigale R 1'37.824
5	7 C. DAVIES	Ducati Panigale R 1'37.915
6	76 L. BAZ	BMW S 1000 RR 1'38.219
7	22 A. LOWES	Yamaha YZF R1 1'38.254
8	60 M. VAN DER MARK	Yamaha YZF R1 1'38.296
9	54 T. RAZGATLIOGLU	Kawasaki ZX-10RR 1'38.575
10	2 L. CAMIER	Honda CBR1000RR 1'38.593
11	36 L. MERCADO	Kawasaki ZX-10RR 1'38.778
12	21 M. RINALDI	Ducati Panigale R 1'38.847
13	81 J. TORRES	MV Agusta 1000 F4 1'39.019
14	50 E. LAVERTY	Aprilia RSV4 RF 1'39.021
15	45 J. GAGNE	Honda CBR1000RR 1'39.151
16	32 L. SAVADORI	Aprilia RSV4 RF 1'39.353
17	99 P. JACOBSEN	Honda CBR1000RR 1'39.925
18	40 R. RAMOS	Kawasaki ZX-10RR 1'40.002
19	11 J. GUARNONI	Kawasaki ZX-10RR 1'40.712
20	96 J. SMRZ	Yamaha YZF R1 1'40.809
21	121 M. LUSSIANA	Aprilia RSV4 RF 1'44.156

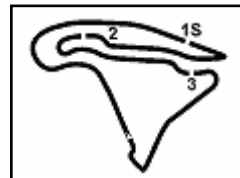
SPEED		
1	99 P. JACOBSEN	Honda CBR1000RR 295.9
2	7 C. DAVIES	Ducati Panigale R 295.9
3	54 T. RAZGATLIOGLU	Kawasaki ZX-10RR 295.1
4	60 M. VAN DER MARK	Yamaha YZF R1 295.1
5	2 L. CAMIER	Honda CBR1000RR 293.5
6	66 T. SYKES	Kawasaki ZX-10RR 292.7
7	1 J. REA	Kawasaki ZX-10RR 292.7
8	36 L. MERCADO	Kawasaki ZX-10RR 290.3
9	22 A. LOWES	Yamaha YZF R1 290.3
10	45 J. GAGNE	Honda CBR1000RR 288.8
11	81 J. TORRES	MV Agusta 1000 F4 288.8
12	33 M. MELANDRI	Ducati Panigale R 288.8
13	76 L. BAZ	BMW S 1000 RR 288.8
14	32 L. SAVADORI	Aprilia RSV4 RF 288.0
15	50 E. LAVERTY	Aprilia RSV4 RF 286.5
16	40 R. RAMOS	Kawasaki ZX-10RR 286.5
17	12 X. FORES	Ducati Panigale R 286.5
18	11 J. GUARNONI	Kawasaki ZX-10RR 282.0
19	21 M. RINALDI	Ducati Panigale R 279.8
20	96 J. SMRZ	Yamaha YZF R1 276.2
21	121 M. LUSSIANA	Aprilia RSV4 RF 265.4

SEG. 1		SEG. 2		SEG. 3		SEG. 4	
1	33 M. MELANDRI 29.021	1	66 T. SYKES 21.309	1	1 J. REA 21.990	1	76 L. BAZ 24.767
2	12 X. FORES 29.078	2	1 J. REA 21.415	2	66 T. SYKES 22.003	2	66 T. SYKES 24.786
3	1 J. REA 29.092	3	12 X. FORES 21.434	3	7 C. DAVIES 22.127	3	33 M. MELANDRI 24.942
4	60 M. VAN DER MARK 29.159	4	7 C. DAVIES 21.476	4	76 L. BAZ 22.143	4	1 J. REA 24.964
5	22 A. LOWES 29.182	5	22 A. LOWES 21.598	5	12 X. FORES 22.166	5	2 A. LOWES 24.974
6	50 E. LAVERTY 29.205	6	33 M. MELANDRI 21.608	6	33 M. MELANDRI 22.190	6	12 X. FORES 25.021
7	7 C. DAVIES 29.248	7	60 M. VAN DER MARK 21.610	7	22 A. LOWES 22.219	7	7 C. DAVIES 25.025
8	66 T. SYKES 29.279	8	2 L. CAMIER 21.689	8	81 J. TORRES 22.240	8	60 M. VAN DER MARK 25.080
9	45 J. GAGNE 29.288	9	76 L. BAZ 21.697	9	2 L. CAMIER 22.265	9	54 T. RAZGATLIOGLU 25.145
10	54 T. RAZGATLIOGLU 29.292	10	81 J. TORRES 21.756	10	54 T. RAZGATLIOGLU 22.267	10	2 L. CAMIER 25.145
11	76 L. BAZ 29.326	11	54 T. RAZGATLIOGLU 21.758	11	60 M. VAN DER MARK 22.319	11	36 L. MERCADO 25.158
12	81 J. TORRES 29.343	12	36 L. MERCADO 21.761	12	21 M. RINALDI 22.327	12	50 E. LAVERTY 25.177
13	2 L. CAMIER 29.369	13	21 M. RINALDI 21.776	13	45 J. GAGNE 22.342	13	21 M. RINALDI 25.275
14	21 M. RINALDI 29.433	14	50 E. LAVERTY 21.809	14	36 L. MERCADO 22.373	14	81 J. TORRES 25.377
15	36 L. MERCADO 29.443	15	45 J. GAGNE 21.895	15	50 E. LAVERTY 22.391	15	32 L. SAVADORI 25.404
16	32 L. SAVADORI 29.523	16	32 L. SAVADORI 21.904	16	40 R. RAMOS 22.500	16	40 R. RAMOS 25.444
17	99 P. JACOBSEN 29.584	17	99 P. JACOBSEN 21.955	17	32 L. SAVADORI 22.522	17	45 J. GAGNE 25.515
18	96 J. SMRZ 29.694	18	40 R. RAMOS 22.071	18	99 P. JACOBSEN 22.595	18	99 P. JACOBSEN 25.619
19	40 R. RAMOS 29.749	19	11 J. GUARNONI 22.206	19	11 J. GUARNONI 22.725	19	11 J. GUARNONI 25.688
20	11 J. GUARNONI 29.999	20	96 J. SMRZ 22.350	20	96 J. SMRZ 22.867	20	96 J. SMRZ 25.739
21	121 M. LUSSIANA 30.689	21	121 M. LUSSIANA 23.201	21	121 M. LUSSIANA 23.214	21	121 M. LUSSIANA 26.752

29/09/2018

These data/results cannot be reproduced, stored and/or transmitted in whole or in part by any manner of electronic, mechanical, photocopying, recording, broadcasting or otherwise now known or herein after developed without the previous express consent by the copyright owner, except for reproduction in daily press and regular printed publications on sale to the public within 60 days of the event related to those data/results and always provided that copyright symbol appears together as follows below.

© DORNA WSBK ORGANIZATION Srl 2018



Magny-Cours 4.411 m

## ACERBIS French Round, 28 - 30 September 2018

### World Superbike - Ideal Times Free Practice 4th Session

No.	Rider	Nat	Bike	Seg. 1	Seg. 2	Seg. 3	Seg. 4	Ideal Time		
				Diff. 1	Diff. 2	Diff. 3	Diff. 4	Best Lap	Pos.	Diff.
1	66 T. SYKES	GBR	Kawasaki ZX-10RR	29.279	<b>21.309</b> 0.107	22.003 0.078	24.786 0.133	<b>1'37.377</b> 1'37.695	2	0.318
2	1 J. REA	GBR	Kawasaki ZX-10RR	29.092 0.042	21.415	<b>21.990</b> 0.058	24.964	<b>1'37.461</b> 1'37.561	1	0.100
3	12 X. FORES	ESP	Ducati Panigale R	29.078 0.048	21.434 0.026	22.166	25.021 0.051	<b>1'37.699</b> 1'37.824	4	0.125
4	33 M. MELANDRI	ITA	Ducati Panigale R	<b>29.021</b>	21.608	22.190 0.009	24.942	<b>1'37.761</b> 1'37.770	3	0.009
5	7 C. DAVIES	GBR	Ducati Panigale R	29.248 0.024	21.476	22.127	25.025 0.015	<b>1'37.876</b> 1'37.915	5	0.039
6	76 L. BAZ	FRA	BMW S 1000 RR	29.326 0.097	21.697 0.013	22.143	<b>24.767</b> 0.176	<b>1'37.933</b> 1'38.219	6	0.286
7	22 A. LOWES	GBR	Yamaha YZF R1	29.182 0.011	21.598 0.179	22.219 0.091	24.974	<b>1'37.973</b> 1'38.254	7	0.281
8	60 M. VAN DER MARK	NED	Yamaha YZF R1	29.159	21.610 0.096	22.319 0.007	25.080 0.025	<b>1'38.168</b> 1'38.296	8	0.128
9	54 T. RAZGATLIOGLU	TUR	Kawasaki ZX-10RR	29.292 0.055	21.758	22.267 0.058	25.145	<b>1'38.462</b> 1'38.575	9	0.113
10	2 L. CAMIER	GBR	Honda CBR1000RR	29.369 0.067	21.689	22.265	25.145 0.058	<b>1'38.468</b> 1'38.593	10	0.125
11	50 E. LAVERTY	IRL	Aprilia RSV4 RF	29.205 0.155	21.809	22.391 0.077	25.177 0.207	<b>1'38.582</b> 1'39.021	14	0.439
12	81 J. TORRES	ESP	MV Agusta 1000 F4	29.343 0.164	21.756 0.060	22.240 0.079	25.377	<b>1'38.716</b> 1'39.019	13	0.303
13	36 L. MERCADO	ARG	Kawasaki ZX-10RR	29.443	21.761 0.034	22.373 0.009	25.158	<b>1'38.735</b> 1'38.778	11	0.043
14	21 M. RINALDI	ITA	Ducati Panigale R	29.433 0.036	21.776	22.327	25.275	<b>1'38.811</b> 1'38.847	12	0.036
15	45 J. GAGNE	USA	Honda CBR1000RR	29.288 0.001	21.895	22.342 0.110	25.515	<b>1'39.040</b> 1'39.151	15	0.111
16	32 L. SAVADORI	ITA	Aprilia RSV4 RF	29.523	21.904	22.522	25.404	<b>1'39.353</b> 1'39.353	16	
17	99 P. JACOBSEN	USA	Honda CBR1000RR	29.584 0.032	21.955 0.108	22.595	25.619 0.032	<b>1'39.753</b> 1'39.925	17	0.172
18	40 R. RAMOS	ESP	Kawasaki ZX-10RR	29.749 0.031	22.071 0.138	22.500 0.069	25.444	<b>1'39.764</b> 1'40.002	18	0.238
19	11 J. GUARNONI	FRA	Kawasaki ZX-10RR	29.999 0.057	22.206	22.725 0.037	25.688	<b>1'40.618</b> 1'40.712	19	0.094
20	96 J. SMRZ	CZE	Yamaha YZF R1	29.694 0.076	22.350	22.867 0.083	25.739	<b>1'40.650</b> 1'40.809	20	0.159
21	121 M. LUSSIANA	FRA	Aprilia RSV4 RF	30.689 0.062	23.201 0.103	23.214	26.752 0.135	<b>1'43.856</b> 1'44.156	21	0.300
<b>Overall Ideal Time</b>				29.021	21.309	21.990	24.767	<b>1'37.087</b>		

29/09/2018

These data/results cannot be reproduced, stored and/or transmitted in whole or in part by any manner of electronic, mechanical, photocopying, recording, broadcasting or otherwise now known or herein after developed without the previous express consent by the copyright owner, except for reproduction in daily press and regular printed publications on sale to the public within 60 days of the event related to those data/results and always provided that copyright symbol appears together as follows below.

© DORNA WSBK ORGANIZATION Srl 2018

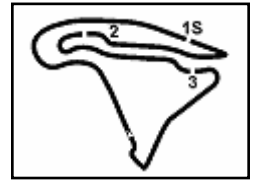
FICR PERUGIA TIMING



Official Tyre Supplier



Official Timekeeper



## ACERBIS French Round, 28 - 30 September 2018 World Superbike - Chronological Analysis Free Practice 4th Session

Magny-Cours 4.411 m

1 / 3

1° 1 J. REA (1'37.561)							
Lap	Seg.1	Seg.2	Seg.3	Seg.4	Lap Time	km/h	Local Time
1		23.027	22.931	26.026		244,9	8:46'45.318
2	29.398	21.651	22.437	25.294	1'38.780	286,5	8:48'24.098
3	29.317	21.572	22.130	24.990	1'38.009	291,1	8:50'02.107
4	29.263	21.545	22.251	26.788	1'39.847P	291,1	8:51'41.954
5	4'32.412	22.208	22.819	25.816	5'43.255P	276,9	8:57'25.209
6	29.148	21.493	<b>21.990</b>	25.008	1'37.639	288,0	8:59'02.848
7	29.426	21.476	22.288	25.055	1'38.245	289,5	9:00'41.093
8	<b>29.092</b>	21.457	22.086	24.965	1'37.600	<b>292,7</b>	9:02'18.693
9	29.192	21.609	22.130	25.115	1'38.046	286,5	9:03'56.739
10	29.134	<b>21.415</b>	22.048	<b>24.964</b>	<b>1'37.561</b>	288,8	9:05'34.300

2° 66 T. SYKES (1'37.695)							
Lap	Seg.1	Seg.2	Seg.3	Seg.4	Lap Time	km/h	Local Time
1		24.149	23.755	26.747		216,9	8:48'06.405
2	30.394	22.249	22.872	25.560	1'41.075	274,8	8:49'47.480
3	29.544	21.831	22.565	25.110	1'39.050	282,7	8:51'26.530
4	29.452	21.780	22.532	25.544	1'39.308	288,8	8:53'05.838
5	29.381	21.688	22.140	24.882	1'38.091	285,7	8:54'43.929
6	29.350	21.639	22.141	24.795	1'37.925	282,0	8:56'21.854
7	29.350	21.529	22.383	24.988	1'38.250	290,3	8:58'00.104
8	29.342	22.120	23.715	25.863	1'41.040	289,5	8:59'41.144
9	29.303	21.468	22.228	<b>24.786</b>	1'37.785	<b>292,7</b>	9:01'18.929
10	<b>29.279</b>	21.416	22.081	24.919	<b>1'37.695</b>	291,9	9:02'56.624
11	29.462	<b>21.309</b>	22.123	24.856	1'37.750	291,9	9:04'34.374
12	29.413	21.465	<b>22.003</b>	24.828	1'37.709	288,0	9:06'12.083

3° 33 M. MELANDRI (1'37.770)							
Lap	Seg.1	Seg.2	Seg.3	Seg.4	Lap Time	km/h	Local Time
1		24.629	24.377	28.419		219,1	8:47'03.848
2	30.852	22.957	23.094	26.879	1'43.782	245,5	8:48'47.630
3	29.568	21.943	22.481	25.256	1'39.248	279,1	8:50'26.878
4	29.311	26.349	24.270	26.489	1'46.419	288,0	8:52'13.297
5	41.653	24.841	24.241	29.060	1'59.795P	239,5	8:54'13.092
6	5'21.357	25.351	23.337	26.099	6'36.144P	261,5	9:00'49.236
7	29.538	22.126	22.324	25.181	1'39.169	279,8	9:02'28.405
8	<b>29.021</b>	<b>21.608</b>	22.199	<b>24.942</b>	<b>1'37.770</b>	<b>288,8</b>	9:04'06.175
9	29.275	21.670	<b>22.190</b>	28.780	1'41.915	274,8	9:05'48.090

4° 12 X. FORES (1'37.824)							
Lap	Seg.1	Seg.2	Seg.3	Seg.4	Lap Time	km/h	Local Time
1		23.372	23.148	25.614		241,1	8:46'46.863
2	29.511	21.658	22.313	25.154	1'38.636	272,7	8:48'25.499
3	29.126	21.460	<b>22.166</b>	25.072	<b>1'37.824</b>	274,8	8:50'03.323
4	29.151	21.687	22.328	25.308	1'38.474	263,4	8:51'41.797
5	<b>29.078</b>	21.502	22.483	25.253	1'38.316	279,1	8:53'20.113
6	29.277	21.750	22.263	25.180	1'38.470	276,2	8:54'58.583
7	29.272	<b>21.434</b>	22.310	25.123	1'38.139	285,0	8:56'36.722
8	29.282	21.692	22.735	28.698	1'47.207	280,5	8:58'23.929
9	29.346	21.697	22.501	25.650	1'39.194	<b>286,5</b>	9:00'03.123
10	29.392	21.620	22.420	<b>25.021</b>	1'38.453	277,6	9:01'41.576
11	29.130	21.528	22.177	25.048	1'37.883	276,9	9:03'19.459
12	29.124	21.720	22.310	25.226	1'38.380	272,0	9:04'57.839
13	33.441	24.486	23.223	26.495	1'47.645	198,9	9:06'45.484

5° 7 C. DAVIES (1'37.915)							
Lap	Seg.1	Seg.2	Seg.3	Seg.4	Lap Time	km/h	Local Time
1		23.838	23.402	26.075		241,6	8:47'36.667
2	29.794	21.710	22.258	25.118	1'38.880	284,2	8:49'15.547
3	29.491	21.684	22.133	25.111	1'38.419	290,3	8:50'53.966
4	29.431	21.647	22.190	<b>25.025</b>	1'38.293	291,1	8:52'32.259
5	29.272	<b>21.476</b>	<b>22.127</b>	25.040	<b>1'37.915</b>	294,3	8:54'10.174
6	<b>29.248</b>	24.049	<b>25.172</b>	27.660	1'46.129P	<b>295,9</b>	8:55'56.303

7	4'32.421	25.202	24.237	26.166	5'48.026P	282,0	9:01'44.329
8	29.531	21.689	22.478	25.597	1'39.295	294,3	9:03'23.624
9	31.057	22.490	22.633	25.704	1'41.884	276,9	9:05'05.508

6° 76 L. BAZ (1'38.219)							
Lap	Seg.1	Seg.2	Seg.3	Seg.4	Lap Time	km/h	Local Time
1		23.140	22.823	25.790		237,9	8:46'45.525
2	29.472	21.859	22.319	25.029	1'38.679C	285,7	8:48'24.204
3	29.630	21.719	22.227	24.857	1'38.433	276,2	8:50'02.637
4	29.423	21.710	<b>22.143</b>	24.943	<b>1'38.219</b>	282,7	8:51'40.856
5	29.499	21.883	23.170	25.103	1'39.655	<b>288,8</b>	8:53'20.511
6	29.381	21.921	22.538	24.983	1'38.823	281,3	8:54'59.334
7	29.361	21.802	22.229	24.930	1'38.322	283,5	8:56'37.656
8	29.399	21.866	22.468	25.051	1'38.784	281,3	8:58'16.440
9	29.480	23.167	24.905	27.688	1'45.240C	276,2	9:00'01.680
10	29.373	22.078	22.325	25.014	1'38.790	282,7	9:01'40.470
11	<b>29.326</b>	21.900	22.272	24.920	1'38.418	285,0	9:03'18.888
12	29.399	21.766	22.297	<b>24.767</b>	1'38.229	287,2	9:04'57.117
13	29.355	<b>21.697</b>	22.390	25.099	1'38.541	285,0	9:06'35.658

7° 22 A. LOWES (1'38.254)							
Lap	Seg.1	Seg.2	Seg.3	Seg.4	Lap Time	km/h	Local Time
1		23.495	23.541	26.402		233,3	8:46'52.294
2	29.663	22.022	22.609	25.119	1'39.413	276,2	8:48'31.707
3	29.321	21.674	22.316	25.114	1'38.425	281,3	8:50'10.132
4	29.282	22.687	24.241	26.062	1'42.272C	271,4	8:51'52.404
5	29.360	21.874	22.409	25.186	1'38.829	282,0	8:53'31.233
6	29.307	21.755	22.559	25.172	1'38.793	287,2	8:55'10.026
7	29.354	21.930	22.422	29.630	1'43.336P	284,2	8:56'53.362
8	1'18.421	22.951	23.068	25.450	2'29.890P	257,1	8:59'23.252
9	29.276	21.903	22.329	25.115	1'38.623	287,2	9:01'01.875
10	29.268	21.810	22.521	25.291	1'38.890	287,2	9:02'40.765
11	29.193	21.777	22.310	<b>24.974</b>	<b>1'38.254</b>	282,7	9:04'19.019
12	<b>29.182</b>	<b>21.598</b>	<b>22.219</b>	25.257	1'38.256	<b>290,3</b>	9:05'57.275

8° 60 M. VAN DER MARK (1'38.296)							
Lap	Seg.1	Seg.2	Seg.3	Seg.4	Lap Time	km/h	Local Time
1		23.219	23.394	25.712		250,6	8:46'49.910
2	29.447	21.964	22.486	25.508	1'39.405	286,5	8:48'29.315
3	29.312	21.742	22.351	25.467	1'38.872	288,0	8:50'08.187
4	29.256	21.899	22.370	25.586	1'39.111	283,5	8:51'47.298
5	29.212	22.179	22.343	25.558	1'39.292	274,8	8:53'26.590
6	29.277	21.642	22.421	25.347	1'38.687	289,5	8:55'05.277
7	29.202	21.629	22.351	25.400	1'38.582	293,5	8:56'43.859
8	29.229	21.837	<b>22.319</b>	25.338	1'38.723	293,5	8:58'22.582
9	29.170	<b>21.610</b>	22.606	25.218	1'38.604	294,3	9:00'01.186
10	29.242	21.670	22.384	25.208	1'38.504	<b>295,1</b>	9:01'39.690
11	29.222	21.658	22.389	<b>25.080</b>	1'38.349	290,3	9:03'18.039
12	<b>29.159</b>	21.706	22.326	25.105	<b>1'38.296</b>	293,5	9:04'56.335
13	29.207	21.678	22.374	25.150	1'38.409	291,9	9:06'34.744

9° 54 T. RAZGATLIOGLU (1'38.575)							
Lap	Seg.1	Seg.2	Seg.3	Seg.4	Lap Time	km/h	Local Time
1		24.300	24.043	28.959		230,8	8:46'53.419
2	7'41.526	23.417	23.113	26.841	8'54.897P	242,7	8:55'48.316
3	29.653	22.047	22.533	25.297	1'39.530	285,7	8:57'27.846
4	<b>29.292</b>	21.808	22.352	25.266	1'38.718	288,8	8:59'06.564
5	29.319	21.993	22.376	25.354	1'39.042	<b>295,1</b>	9:00'45.606
6	29.393	21.794	<b>22.267</b>	25.262	1'38.716	291,9	9:02'24.322
7	29.459	21.916	22.394	25.196	1'38.965	288,8	9:04'03.287
8	29.347	<b>21.758</b>	22.325	<b>25.145</b>	<b>1'38.575</b>	291,1	9:05'41.862

10° 2 L. CAMIER (1'38.593)							
Lap	Seg.1	Seg.2	Seg.3	Seg.4	Lap Time	km/h	Local Time

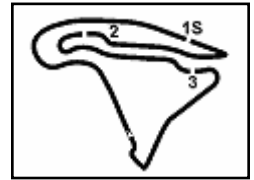
29/09/2018 P = Pits In/Out - C = Lap Time Cancelled

These data/results cannot be reproduced, stored and/or transmitted in whole or in part by any manner of electronic, mechanical, photocopying, recording, broadcasting or otherwise now known or herein after developed without the previous express consent by the copyright owner, except for reproduction in daily press and regular printed publications on sale to the public within 60 days of the event related to those data/results and always provided that copyright symbol appears together as follows below.

© DORNA WSBK ORGANIZATION Srl 2018







## ACERBIS French Round, 28 - 30 September 2018 World Superbike - Chronological Analysis Free Practice 4th Session

Magny-Cours 4.411 m

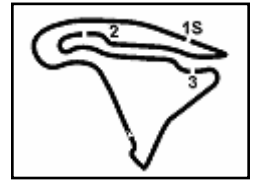
2 / 3

Lap	Seg.1	Seg.2	Seg.3	Seg.4	Lap Time	km/h	Local Time								
1	24.317	24.107	26.668	241,1	8:47'00.794	2	29.577	22.065	22.569	25.695	1'39.906	266,0	8:48'28.447		
2	30.251	22.283	23.030	25.727	281,3	8:48'42.085	3	29.445	22.040	22.453	25.535	1'39.473	279,8	8:50'07.920	
3	29.825	22.230	22.631	25.617	1'40.303	<b>293,5</b>	4	29.289	<b>21.895</b>	22.452	<b>25.515</b>	<b>1'39.151</b>	283,5	8:51'47.071	
4	29.608	21.994	22.539	25.346	1'39.487	291,9	5	29.370	22.477	<b>22.342</b>	25.570	1'39.759	262,1	8:53'26.830	
5	29.644	22.802	23.236	25.744	1'41.426	287,2	6	<b>29.288</b>	21.975	22.647	29.003	1'42.913P	266,7	8:55'09.743	
6	29.425	21.970	22.483	25.419	1'39.297	288,0	7	3'45.795	22.546	23.155	26.058	4'57.554P	279,1	9:00'07.297	
7	29.413	21.994	22.613	27.822	1'41.842P	275,5	8	29.633	22.122	22.760	25.555	1'40.070	282,0	9:01'47.367	
8	3'21.742	22.501	22.914	25.488	4'32.645P	272,7	9	29.416	21.980	22.485	25.718	1'39.599	<b>288,8</b>	9:03'26.966	
9	29.398	21.841	22.287	25.221	1'38.747	291,9	10	29.423	21.919	22.645	25.590	1'39.577	282,7	9:05'06.543	
10	29.436	<b>21.689</b>	<b>22.265</b>	25.203	<b>1'38.593</b>	<b>293,5</b>									
11	<b>29.369</b>	21.728	22.378	<b>25.145</b>	1'38.620	291,9	9:06'33.045								
<b>11° 36 L. MERCADO (1'38.778)</b>								<b>16° 32 L. SAVADORI (1'39.353)</b>							
Lap	Seg.1	Seg.2	Seg.3	Seg.4	Lap Time	km/h	Local Time	Lap	Seg.1	Seg.2	Seg.3	Seg.4	Lap Time	km/h	Local Time
1		24.168	23.261	26.151	239,5	8:46'50.943		1		25.678	24.089	27.204		188,5	8:47'05.949
2	29.877	21.833	22.554	25.608	1'39.872	279,8	8:48'30.815	2	30.012	22.513	22.577	25.590	1'40.692	263,4	8:48'46.641
3	<b>29.443</b>	21.795	22.382	<b>25.158</b>	<b>1'38.778</b>	287,2	8:50'09.593	3	<b>29.523</b>	<b>21.904</b>	<b>22.522</b>	<b>25.404</b>	<b>1'39.353</b>	<b>288,0</b>	8:50'25.994
4	29.463	21.977	<b>22.373</b>	25.385	1'39.198	276,2	8:51'48.791	<b>17° 99 P. JACOBSEN (1'39.925)</b>							
5	29.511	22.394	22.509	25.404	1'39.818	<b>290,3</b>	8:53'28.609	Lap	Seg.1	Seg.2	Seg.3	Seg.4	Lap Time	km/h	Local Time
6	29.502	22.010	22.502	25.504	1'39.518	285,0	8:55'08.127	1		24.196	24.321	27.037		224,5	8:46'53.613
7	29.803	21.967	22.610	25.509	1'39.889	283,5	8:56'48.016	2	30.044	22.683	23.076	26.494	1'42.297	257,1	8:48'35.910
8	29.735	<b>21.761</b>	22.662	25.418	1'39.576	286,5	8:58'27.592	3	30.688	22.442	23.110	26.609	1'42.849	272,7	8:50'18.759
9	31.715	23.852	24.035	25.850	1'45.452	264,7	9:00'13.044	4	29.750	22.137	22.768	<b>25.619</b>	1'40.274	279,8	8:51'59.033
10	29.719	21.920	22.507	25.473	1'39.619	283,5	9:01'52.663	5	29.633	22.764	24.834	25.797	1'43.028	267,3	8:53'42.061
11	29.706	21.821	22.439	25.379	1'39.345	287,2	9:03'32.008	6	29.625	<b>21.955</b>	<b>22.678</b>	25.750	1'40.008	283,5	8:55'22.069
12	29.928	23.277	22.521	25.432	1'41.158	264,7	9:05'13.166	7	29.616	22.063	<b>22.595</b>	25.651	<b>1'39.925</b>	285,7	8:57'01.994
<b>12° 21 M. RINALDI (1'38.847)</b>								8	30.907	23.357	24.144	26.024	1'44.432	262,8	8:58'46.426
Lap	Seg.1	Seg.2	Seg.3	Seg.4	Lap Time	km/h	Local Time	9	29.652	22.141	22.693	25.661	1'40.147	291,9	9:00'26.573
1		23.974	24.377	26.777	215,6	8:47'20.276		10	29.716	23.131	23.706	26.131	1'42.684	287,2	9:02'09.257
2	30.048	22.226	22.752	25.369	1'40.395	272,7	8:49'00.671	11	29.970	22.027	22.960	25.735	1'40.692	284,2	9:03'49.949
3	29.469	<b>21.776</b>	<b>22.327</b>	<b>25.275</b>	<b>1'38.847</b>	279,1	8:50'39.518	12	<b>29.584</b>	24.019	23.457	26.144	1'43.204	<b>295,9</b>	9:05'33.153
4	<b>29.433</b>	21.908	23.413	32.294	1'47.048P	<b>279,8</b>	8:52'26.566	<b>18° 40 R. RAMOS (1'40.002)</b>							
<b>13° 81 J. TORRES (1'39.019)</b>								Lap	Seg.1	Seg.2	Seg.3	Seg.4	Lap Time	km/h	Local Time
Lap	Seg.1	Seg.2	Seg.3	Seg.4	Lap Time	km/h	Local Time	1		24.309	23.858	27.881		238,9	8:46'51.620
1		25.218	24.633	27.053	213,9	8:47'15.547		2	30.213	22.552	23.228	28.536	1'44.529	273,4	8:48'36.149
2	30.483	22.612	23.134	26.246	1'42.475	270,0	8:48'58.022	3	32.258	22.316	22.834	25.828	1'43.236	277,6	8:50'19.385
3	29.990	25.075	22.832	25.813	1'43.710	278,4	8:50'41.732	4	29.860	22.277	<b>22.500</b>	25.830	1'40.467	273,4	8:51'59.852
4	29.737	22.106	22.653	25.557	1'40.053	285,0	8:52'21.785	5	<b>29.749</b>	23.090	25.371	25.888	1'44.098	279,8	8:53'43.950
5	29.766	21.801	22.499	25.425	1'39.491	285,0	8:54'01.276	6	29.858	22.231	22.659	25.497	1'40.245	276,2	8:55'24.195
6	29.709	21.772	22.545	25.467	1'39.493	288,0	8:55'40.769	7	31.247	27.442	22.776	25.591	1'47.056	283,5	8:57'11.251
7	30.059	21.805	22.737	25.732	1'40.333	285,7	8:57'21.102	8	29.916	27.287	22.905	25.579	1'45.687	<b>286,5</b>	8:58'56.938
8	29.596	21.887	23.343	27.579	1'42.405	<b>288,8</b>	8:59'03.507	9	29.900	<b>22.071</b>	22.617	25.574	1'40.162	284,2	9:00'37.100
9	29.494	22.049	22.741	29.613	1'43.897	278,4	9:00'47.404	10	29.835	26.744	24.491	26.739	1'47.809	<b>286,5</b>	9:02'24.909
10	29.507	21.816	22.319	<b>25.377</b>	<b>1'39.019</b>	283,5	9:02'26.423	11	29.780	22.209	22.569	<b>25.444</b>	<b>1'40.002</b>	279,8	9:04'04.911
11	<b>29.343</b>	21.867	22.492	25.421	1'39.123	285,7	9:04'05.546	12	30.594	22.250	23.538	27.941	1'44.323C	274,1	9:05'49.234
12	29.579	<b>21.756</b>	<b>22.240</b>	25.703	1'39.278	288,0	9:05'44.824	<b>19° 11 J. GUARNONI (1'40.712)</b>							
<b>14° 50 E. LAVERTY (1'39.021)</b>								Lap	Seg.1	Seg.2	Seg.3	Seg.4	Lap Time	km/h	Local Time
Lap	Seg.1	Seg.2	Seg.3	Seg.4	Lap Time	km/h	Local Time	1		26.691	25.641	28.077		212,6	8:46'59.732
1		23.718	23.886	26.382	234,8	8:46'48.147		2	32.164	23.429	24.072	29.033	1'48.698	251,7	8:48'48.430
2	29.458	22.146	22.419	<b>25.177</b>	1'39.200	279,1	8:48'27.347	3	30.288	22.777	23.258	26.144	1'42.467	269,3	8:50'30.897
3	29.331	22.435	22.478	25.241	1'39.485	<b>286,5</b>	8:50'06.832	4	30.224	23.417	24.005	25.892	1'43.538C	275,5	8:52'14.435
4	<b>29.205</b>	21.893	<b>22.391</b>	26.493	1'39.982	285,0	8:51'46.814	5	30.196	22.464	23.075	25.765	1'41.500	269,3	8:53'55.935
5	29.360	<b>21.809</b>	22.468	25.384	<b>1'39.021</b>	281,3	8:53'25.835	6	30.105	22.528	22.843	26.055	1'41.531	269,3	8:55'37.466
6	29.377	21.819	22.554	28.915	1'42.665P	282,0	8:55'08.500	7	30.116	24.089	24.230	25.871	1'44.306	<b>282,0</b>	8:57'21.772
7	5'32.273	23.224	23.132	27.407	6'46.036P	260,2	9:01'54.536	8	<b>29.999</b>	22.449	<b>22.725</b>	25.691	1'40.864	274,8	8:59'02.636
8	29.244	22.125	22.539	25.380	1'39.288	279,8	9:03'33.824	9	30.056	<b>22.206</b>	22.762	<b>25.688</b>	<b>1'40.712</b>	274,1	9:00'43.348
9	29.328	21.838	22.530	25.325	<b>1'39.021</b>	284,2	9:05'12.845	10	33.011	27.053	24.855	28.622	1'53.541	216,4	9:02'36.889
<b>15° 45 J. GAGNE (1'39.151)</b>								11	31.337	24.310	22.981	25.798	1'44.426	272,7	9:04'21.315
<b>20° 96 J. SMRZ (1'40.809)</b>								12	30.096	25.831	24.848	27.609	1'48.384	278,4	9:06'09.699
Lap	Seg.1	Seg.2	Seg.3	Seg.4	Lap Time	km/h	Local Time	Lap	Seg.1	Seg.2	Seg.3	Seg.4	Lap Time	km/h	Local Time
1		23.795	23.588	26.501	229,3	8:46'48.541		1		24.666	24.277	27.353		247,7	8:46'53.421

29/09/2018 P = Pits In/Out - C = Lap Time Cancelled

These data/results cannot be reproduced, stored and/or transmitted in whole or in part by any manner of electronic, mechanical, photocopying, recording, broadcasting or otherwise now known or herein after developed without the previous express consent by the copyright owner, except for reproduction in daily press and regular printed publications on sale to the public within 60 days of the event related to those data/results and always provided that copyright symbol appears together as follows below.

© DORNA WSBK ORGANIZATION Srl 2018



Magny-Cours 4.411 m

3 / 3

## ACERBIS French Round, 28 - 30 September 2018 World Superbike - Chronological Analysis Free Practice 4th Session

2	30.082	22.563	23.040	26.326	1'42.011	258,4	8:48'35.432
3	29.869	22.493	23.042	26.020	1'41.424	273,4	8:50'16.856
4	29.795	22.539	22.953	26.091	1'41.378	270,7	8:51'58.234
5	29.991	22.544	23.042	25.975	1'41.552	268,0	8:53'39.786
6	29.866	22.384	22.997	25.891	1'41.138	272,0	8:55'20.924
7	29.770	<b>22.350</b>	22.950	<b>25.739</b>	<b>1'40.809</b>	274,1	8:57'01.733
8	29.753	25.238	24.477	26.877	1'46.345	<b>276,2</b>	8:58'48.078
9	29.797	22.517	<b>22.867</b>	26.191	1'41.372	269,3	9:00'29.450
10	<b>29.694</b>	22.472	22.976	26.040	1'41.182	272,7	9:02'10.632
11	29.793	24.273	25.417	28.018	1'47.501C	273,4	9:03'58.133
12	29.718	22.512	22.878	25.991	1'41.099	274,1	9:05'39.232

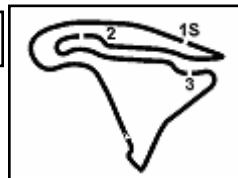
21°							
121 M. LUSSIANA (1'44.156)							
Lap	Seg.1	Seg.2	Seg.3	Seg.4	Lap Time	km/h	Local Time
1		25.384	25.477	30.675		247,7	8:47'34.892
2	2'25.757	23.712	23.983	27.365	3'40.817P	250,6	8:51'15.709
3	30.838	23.668	23.561	26.875	1'44.942	260,9	8:53'00.651
4	30.745	23.252	23.330	27.576	1'44.903	263,4	8:54'45.554
5	30.844	<b>23.201</b>	23.581	<b>26.752</b>	1'44.378	259,0	8:56'29.932
6	30.751	23.304	<b>23.214</b>	26.887	<b>1'44.156</b>	261,5	8:58'14.088
7	31.847	23.409	24.907	28.791	1'48.954	243,2	9:00'03.042
8	<b>30.689</b>				4'00.143P	<b>265,4</b>	9:04'03.185

29/09/2018 P = Pits In/Out - C = Lap Time Cancelled

These data/results cannot be reproduced, stored and/or transmitted in whole or in part by any manner of electronic, mechanical, photocopying, recording, broadcasting or otherwise now known or herein after developed without the previous express consent by the copyright owner, except for reproduction in daily press and regular printed publications on sale to the public within 60 days of the event related to those data/results and always provided that copyright symbol appears together as follows below.

© DORNA WSBK ORGANIZATION Srl 2018





Magny-Cours 4.411 m

## ACERBIS French Round, 28 - 30 September 2018

### World Superbike - Superpoles Entry List

#### Superpole 1

FPs Pos	No. Rider	Nat	Team	Bike	Time
11	<b>50 E. LAVERTY</b>	IRL	Milwaukee Aprilia	Aprilia RSV4 RF	<b>1'37.860</b>
12	<b>2 L. CAMIER</b>	GBR	Red Bull Honda World Superbike Team	Honda CBR1000RR	<b>1'38.307</b>
13	<b>54 T. RAZGATLIOGLU</b>	TUR	Kawasaki Puccetti Racing	Kawasaki ZX-10RR	<b>1'38.661</b>
14	<b>81 J. TORRES</b>	ESP	MV Agusta Reparto Corse	MV Agusta 1000 F4	<b>1'38.684</b>
15	<b>45 J. GAGNE</b>	USA	Red Bull Honda World Superbike Team	Honda CBR1000RR	<b>1'39.008</b>
16	<b>36 L. MERCADO</b>	ARG	Orelac Racing VerdNatura	Kawasaki ZX-10RR	<b>1'39.061</b>
17	<b>40 R. RAMOS</b>	ESP	Team GoEleven Kawasaki	Kawasaki ZX-10RR	<b>1'39.627</b>
18	<b>99 P. JACOBSEN</b>	USA	TripleM Honda World Superbike Team	Honda CBR1000RR	<b>1'39.632</b>
19	<b>11 J. GUARNONI</b>	FRA	Team Pedercini Racing	Kawasaki ZX-10RR	<b>1'39.741</b>
20	<b>96 J. SMRZ</b>	CZE	Guandalini Racing	Yamaha YZF R1	<b>1'41.102</b>
21	<b>121 M. LUSSIANA</b>	FRA	Dreamteamcompany	Aprilia RSV4 RF	

#### Superpole 2

FPs Pos	No. Rider	Nat	Team	Bike	Time
1	<b>1 J. REA</b>	GBR	Kawasaki Racing Team WorldSBK	Kawasaki ZX-10RR	<b>1'37.202</b>
2	<b>66 T. SYKES</b>	GBR	Kawasaki Racing Team WorldSBK	Kawasaki ZX-10RR	<b>1'37.403</b>
3	<b>22 A. LOWES</b>	GBR	Pata Yamaha Official WorldSBK Team	Yamaha YZF R1	<b>1'37.489</b>
4	<b>32 L. SAVADORI</b>	ITA	Milwaukee Aprilia	Aprilia RSV4 RF	<b>1'37.503</b>
5	<b>60 M. VAN DER MARK</b>	NED	Pata Yamaha Official WorldSBK Team	Yamaha YZF R1	<b>1'37.626</b>
6	<b>21 M. RINALDI</b>	ITA	Aruba.it Racing - Junior Team	Ducati Panigale R	<b>1'37.710</b>
7	<b>7 C. DAVIES</b>	GBR	Aruba.it Racing - Ducati	Ducati Panigale R	<b>1'37.710</b>
8	<b>33 M. MELANDRI</b>	ITA	Aruba.it Racing - Ducati	Ducati Panigale R	<b>1'37.714</b>
9	<b>12 X. FORES</b>	ESP	Barni Racing Team	Ducati Panigale R	<b>1'37.734</b>
10	<b>76 L. BAZ</b>	FRA	GULF ALTHEA BMW Racing Team	BMW S 1000 RR	<b>1'37.856</b>
*					
*					

\* These positions are assigned to the 1st and 2nd rider classified in Superpole 1

29/09/2018 01

These data/results cannot be reproduced, stored and/or transmitted in whole or in part by any manner of electronic, mechanical, photocopying, recording, broadcasting or otherwise now known or herein after developed without the previous express consent by the copyright owner, except for reproduction in daily press and regular printed publications on sale to the public within 60 days of the event related to those data/results and always provided that copyright symbol appears together as follows below.

© DORNA WSBK ORGANIZATION Srl 2018

FIKR PERUGIA TIMING



Official Tyre Supplier



Official Timekeeper

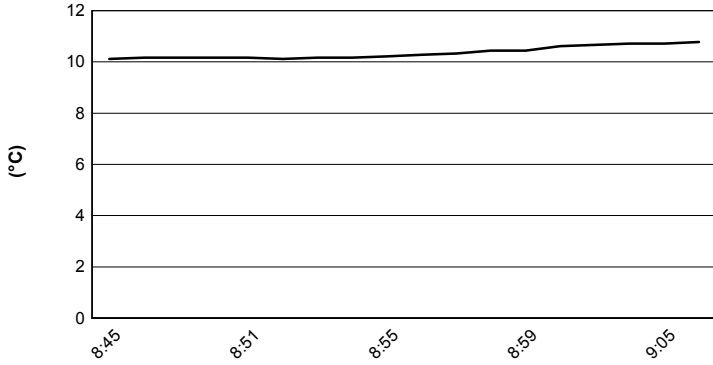




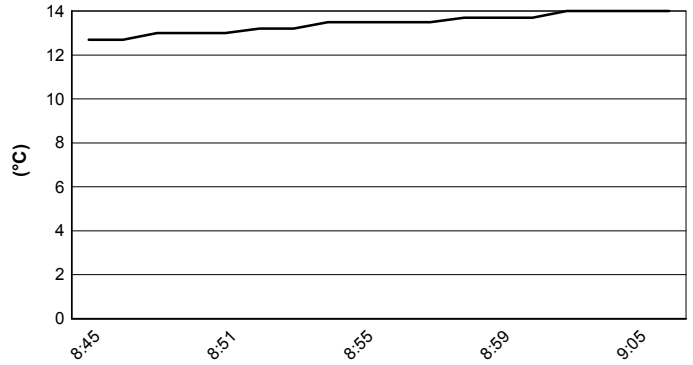
Magny-Cours 4.411 m

**ACERBIS French Round, 28 - 30 September 2018**  
**World Superbike - Weather Report Free Practice 4th Session**  
 Session started 08:45 - Session ended 9:06

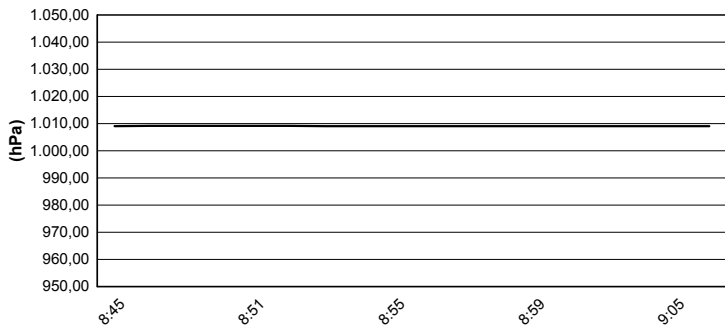
### Air Temperature



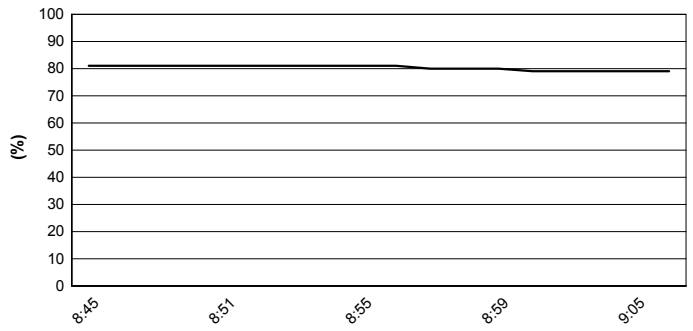
### Track Temperature



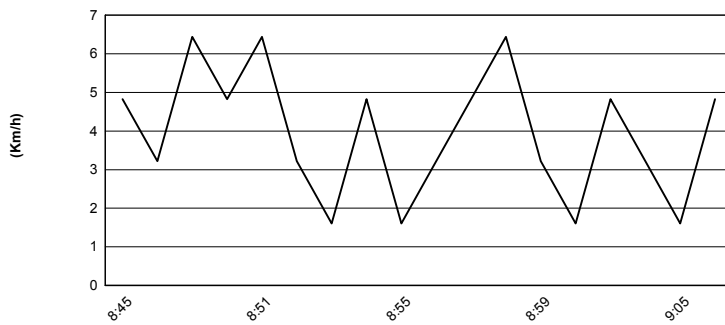
### Air Pressure



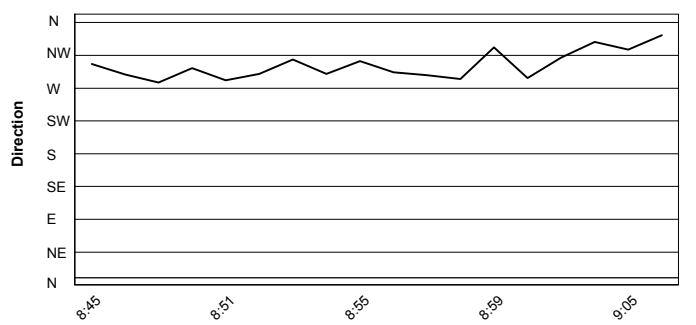
### Humidity



### Wind Speed



### Wind Direction



29/09/2018

These data/results cannot be reproduced, stored and/or transmitted in whole or in part by any manner of electronic, mechanical, photocopying, recording, broadcasting or otherwise now known or herein after developed without the previous express consent by the copyright owner, except for reproduction in daily press and regular printed publications on sale to the public within 60 days of the event related to those data/results and always provided that copyright symbol appears together as follows below.

© DORNA WSBK ORGANIZATION Srl 2018



Official Tyre Supplier



Official Timekeeper