

Magny-Cours 4.411 m

**ACERBIS French Round, 28 - 30 September 2018**  
**World Superbike - Free Practices & Superpole Combined Results**

No.	Rider	Nat	Team	Bike	Class	FPs	LL	Superpole	Gap	Time	Avg
1	<b>66 T. SYKES</b>	GBR	Kawasaki Racing Team WorldSBK	Kawasaki ZX-10RR		1'37.403	50	<b>1'35.696</b>		<b>1'35.696</b>	165,938
2	<b>1 J. REA</b>	GBR	Kawasaki Racing Team WorldSBK	Kawasaki ZX-10RR		1'37.202	44	<b>1'35.843</b>	0.147	<b>1'35.843</b>	165,683
3	<b>32 L. SAVADORI</b>	ITA	Milwaukee Aprilia	Aprilia RSV4 RF		1'37.503	47	<b>1'36.564</b>	0.868	<b>1'36.564</b>	164,446
4	<b>12 X. FORES</b>	ESP	Barni Racing Team	Ducati Panigale R	IND	1'37.734	29	<b>1'36.613</b>	0.917	<b>1'36.613</b>	164,363
5	<b>22 A. LOWES</b>	GBR	Pata Yamaha Official WorldSBK Team	Yamaha YZF R1		1'37.489	52	<b>1'36.765</b>	1.069	<b>1'36.765</b>	164,105
6	<b>7 C. DAVIES</b>	GBR	Aruba.it Racing - Ducati	Ducati Panigale R		1'37.710	44	<b>1'36.954</b>	1.258	<b>1'36.954</b>	163,785
7	<b>21 M. RINALDI</b>	ITA	Aruba.it Racing - Junior Team	Ducati Panigale R	IND	1'37.710	28	<b>1'36.999</b>	1.303	<b>1'36.999</b>	163,709
8	<b>76 L. BAZ</b>	FRA	GULF ALTHEA BMW Racing Team	BMW S 1000 RR		1'37.856	46	<b>1'37.055</b>	1.359	<b>1'37.055</b>	163,614
9	<b>54 T. RAZGATLIOGLU</b>	TUR	Kawasaki Puccetti Racing	Kawasaki ZX-10RR	IND	1'38.661	49	<b>1'37.103</b>	1.407	<b>1'37.103</b>	163,534
10	<b>60 M. VAN DER MARK</b>	NED	Pata Yamaha Official WorldSBK Team	Yamaha YZF R1		1'37.626	51	<b>1'37.239</b>	1.543	<b>1'37.239</b>	163,305
11	<b>2 L. CAMIER</b>	GBR	Red Bull Honda World Superbike Team	Honda CBR1000RR		1'38.307	48	<b>1'37.398</b>	1.702	<b>1'37.398</b>	163,038
12	<b>33 M. MELANDRI</b>	ITA	Aruba.it Racing - Ducati	Ducati Panigale R		1'37.714	32	<b>1'37.595</b>	1.899	<b>1'37.595</b>	162,709
13	<b>50 E. LAVERTY</b>	IRL	Milwaukee Aprilia	Aprilia RSV4 RF		1'37.860	41	<b>1'37.617</b>		<b>1'37.617</b>	162,672
14	<b>45 J. GAGNE</b>	USA	Red Bull Honda World Superbike Team	Honda CBR1000RR		1'39.008	51	<b>1'37.747</b>	0.130	<b>1'37.747</b>	162,456
15	<b>81 J. TORRES</b>	ESP	MV Agusta Reparto Corse	MV Agusta 1000 F4		1'38.684	50	<b>1'38.129</b>	0.512	<b>1'38.129</b>	161,824
16	<b>36 L. MERCADO</b>	ARG	Orelac Racing VerdNatura	Kawasaki ZX-10RR	IND	1'39.061	43	<b>1'38.176</b>	0.559	<b>1'38.176</b>	161,746
17	<b>99 P. JACOBSEN</b>	USA	TripleM Honda World Superbike Team	Honda CBR1000RR	IND	1'39.632	31	<b>1'38.878</b>	1.261	<b>1'38.878</b>	160,598
18	<b>40 R. RAMOS</b>	ESP	Team GoEleven Kawasaki	Kawasaki ZX-10RR	IND	1'39.627	39	<b>1'39.188</b>	1.571	<b>1'39.188</b>	160,096
19	<b>11 J. GUARNONI</b>	FRA	Team Pedercini Racing	Kawasaki ZX-10RR	IND	1'39.741	47	<b>1'39.490</b>	1.873	<b>1'39.490</b>	159,610
20	<b>96 J. SMRZ</b>	CZE	Guandalini Racing	Yamaha YZF R1	IND	1'41.102	28	<b>1'39.713</b>	2.096	<b>1'39.713</b>	159,253
21	<b>121 M. LUSSIANA</b>	FRA	Dreamteamcompany	Aprilia RSV4 RF	IND	1'44.526	15			<b>1'44.526</b>	151,920

29/09/2018

The results are provisional until the end of the time limit for protests and appeals and the completion of the technical checks.

These data/results cannot be reproduced, stored and/or transmitted in whole or in part by any manner of electronic, mechanical, photocopying, recording, broadcasting or otherwise now known or herein after developed without the previous express consent by the copyright owner, except for reproduction in daily press and regular printed publications on sale to the public within 60 days of the event related to those data/results and always provided that copyright symbol appears together as follows below.

© DORNA WSBK ORGANIZATION Srl 2018

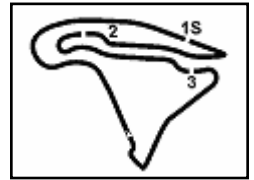
FIAT PERUGIA TIMING



Official Tyre Supplier



Official Timekeeper



Magny-Cours 4.411 m

## ACERBIS French Round, 28 - 30 September 2018

### World Superbike - Starting Grid - Race 1

21 Laps x 4,411 km = 92,631 km

Pos	Number	Name	Team	Time	Pos
1	66	SYKES T.	Kawasaki	1'35.696	1
2	1	REA J.	Kawasaki	1'35.843	2
3	32	SAVADORI L.	Aprilia	1'36.564 SP2	3
4	12	FORES X.	Ducati	1'36.613 SP2	4
5	22	LOWES A.	Yamaha	1'36.765	5
6	7	DAVIES C.	Ducati	1'36.954 SP2	6
7	21	RINALDI M.	Ducati	1'36.999 SP2	7
8	76	BAZ L.	BMW	1'37.055	8
9	54	RAZGATLIOGLU T.	Kawasaki	1'37.103	9
10	60	VAN DER MARK M.	Yamaha	1'37.239	10
11	2	CAMIER L.	Honda	1'37.398	11
12	33	MELANDRI M.	Ducati	1'37.595 SP2	12
13	50	LAVERTY E.	Aprilia	1'37.617 SP1	13
14	45	GAGNE J.	Honda	1'37.747	14
15	81	TORRES J.	MV Agusta	1'38.129	15
16	36	MERCADO L.	Kawasaki	1'38.176	16
17	99	JACOBSEN P.	Honda	1'38.878	17
18	40	RAMOS R.	Kawasaki	1'39.188	18
19	11	GUARNONI J.	Kawasaki	1'39.490	19
20	96	SMRZ J.	Yamaha	1'39.713	20
21	121	LUSSIANA M.	Aprilia	SP1	21

29/09/2018 Jury President .....

These data/results cannot be reproduced, stored and/or transmitted in whole or in part by any manner of electronic, mechanical, photocopying, recording, broadcasting or otherwise now known or herein after developed without the previous express consent by the copyright owner, except for reproduction in daily press and regular printed publications on sale to the public within 60 days of the event related to those data/results and always provided that copyright symbol appears together as follows below.

© DORNA WSBK ORGANIZATION Srl 2018

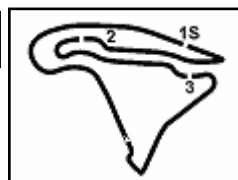
FKR PERUGIA TIMING



Official Tyre Supplier



Official Timekeeper



Magny-Cours 4.411 m

1 / 2

## ACERBIS French Round, 28 - 30 September 2018

### World Superbike - Results Superpole 2

No.	Rider	Nat	Team	Bike	Class	Time	Gap	Rel.	Laps	Speed	
										Avg	Max
1	<b>66 T. SYKES</b>	GBR	Kawasaki Racing Team WorldSBK	Kawasaki ZX-10RR		<b>1'35.696</b>			5	165,938	<b>291,9</b>
2	<b>1 J. REA</b>	GBR	Kawasaki Racing Team WorldSBK	Kawasaki ZX-10RR		<b>1'35.843</b>	0.147	0.147	6	165,683	<b>292,7</b>
3	<b>32 L. SAVADORI</b>	ITA	Milwaukee Aprilia	Aprilia RSV4 RF		<b>1'36.564</b>	0.868	0.721	6	164,446	<b>288,8</b>
4	<b>12 X. FORES</b>	ESP	Barni Racing Team	Ducati Panigale R	IND	<b>1'36.613</b>	0.917	0.049	5	164,363	<b>275,5</b>
5	<b>22 A. LOWES</b>	GBR	Pata Yamaha Official WorldSBK Team	Yamaha YZF R1		<b>1'36.765</b>	1.069	0.152	6	164,105	<b>282,7</b>
6	<b>7 C. DAVIES</b>	GBR	Aruba.it Racing - Ducati	Ducati Panigale R		<b>1'36.954</b>	1.258	0.189	6	163,785	<b>293,5</b>
7	<b>21 M. RINALDI</b>	ITA	Aruba.it Racing - Junior Team	Ducati Panigale R	IND	<b>1'36.999</b>	1.303	0.045	6	163,709	<b>285,0</b>
8	<b>76 L. BAZ</b>	FRA	GULF ALTHEA BMW Racing Team	BMW S 1000 RR		<b>1'37.055</b>	1.359	0.056	6	163,614	<b>292,7</b>
9	<b>54 T. RAZGATLIOGLU</b>	TUR	Kawasaki Puccetti Racing	Kawasaki ZX-10RR	IND	<b>1'37.103</b>	1.407	0.048	6	163,534	<b>294,3</b>
10	<b>60 M. VAN DER MARK</b>	NED	Pata Yamaha Official WorldSBK Team	Yamaha YZF R1		<b>1'37.239</b>	1.543	0.136	6	163,305	<b>295,1</b>
11	<b>2 L. CAMIER</b>	GBR	Red Bull Honda World Superbike Team	Honda CBR1000RR		<b>1'37.398</b>	1.702	0.159	7	163,038	<b>295,1</b>
12	<b>33 M. MELANDRI</b>	ITA	Aruba.it Racing - Ducati	Ducati Panigale R		<b>1'37.595</b>	1.899	0.197	6	162,709	<b>292,7</b>

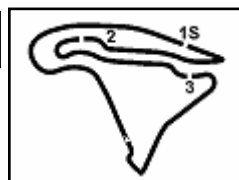
AIR	Humidity:	64%	Temp:	14°C
TRACK	Condition:	Dry	Temp:	21°C

Records	Pole (SP2)	2014	T.Sykes	1'36.366	164,780	Km/h
	Race (RC2)	2016	T.Sykes	1'37.864	162,260	Km/h
	Circuit (SP2)	2014	T.Sykes	1'36.366	164,780	Km/h

Start                      End                      The results are provisional until the end of the time limit for protests and appeals  
29/09/2018              10:55                      11:12                      and the completion of the technical checks.

These data/results cannot be reproduced, stored and/or transmitted in whole or in part by any manner of electronic, mechanical, photocopying, recording, broadcasting or otherwise now known or herein after developed without the previous express consent by the copyright owner, except for reproduction in daily press and regular printed publications on sale to the public within 60 days of the event related to those data/results and always provided that copyright symbol appears together as follows below.

© DORNA WSBK ORGANIZATION Srl 2018



## ACERBIS French Round, 28 - 30 September 2018

### World Superbike - Results Superpole 2

#### Session Highlights

Local Time	No. Rider	Description
10.55.00		Start
11.06.13		New Pole Record
11.10.03	<b>32 L. SAVADORI</b>	Current Lap Cancelled - Exceeded Track Limits - Turn 6
11.12.04		End Of Session

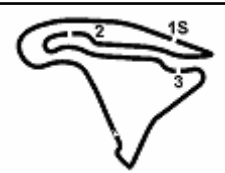
#### Fastest Laps Sequence

No.	Rider	Nat	Team	Bike	Local Time	Time	Gap	Avg
1	J. <b>REA</b>	GBR	Kawasaki Racing Team WorldSBK	Kawasaki ZX-10RR	10:58'17.862	<b>1'36.726</b>		164,171
1	J. <b>REA</b>	GBR	Kawasaki Racing Team WorldSBK	Kawasaki ZX-10RR	11:06'10.005	<b>1'35.843</b>	-0.883	165,683
66	T. <b>SYKES</b>	GBR	Kawasaki Racing Team WorldSBK	Kawasaki ZX-10RR	11:10'13.191	<b>1'35.696</b>	-0.147	165,938

29/09/2018      Start      End      The results are provisional until the end of the time limit for protests and appeals  
 10:55      11:12      and the completion of the technical checks.

These data/results cannot be reproduced, stored and/or transmitted in whole or in part by any manner of electronic, mechanical, photocopying, recording, broadcasting or otherwise now known or herein after developed without the previous express consent by the copyright owner, except for reproduction in daily press and regular printed publications on sale to the public within 60 days of the event related to those data/results and always provided that copyright symbol appears together as follows below.

© DORNA WSBK ORGANIZATION Srl 2018



## ACERBIS French Round, 28 - 30 September 2018 World Superbike - Best Sectors & Speed Superpole 2

BEST LAP			
1	66 T. SYKES	Kawasaki ZX-10RR	1'35.696
2	1 J. REA	Kawasaki ZX-10RR	1'35.843
3	32 L. SAVADORI	Aprilia RSV4 RF	1'36.564
4	12 X. FORES	Ducati Panigale R	1'36.613
5	22 A. LOWES	Yamaha YZF R1	1'36.765
6	7 C. DAVIES	Ducati Panigale R	1'36.954
7	21 M. RINALDI	Ducati Panigale R	1'36.999
8	76 L. BAZ	BMW S 1000 RR	1'37.055
9	54 T. RAZGATLIOGLU	Kawasaki ZX-10RR	1'37.103
10	60 M. VAN DER MARK	Yamaha YZF R1	1'37.239
11	2 L. CAMIER	Honda CBR1000RR	1'37.398
12	33 M. MELANDRI	Ducati Panigale R	1'37.595

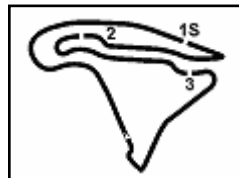
SPEED			
1	60 M. VAN DER MARK	Yamaha YZF R1	295,1
2	2 L. CAMIER	Honda CBR1000RR	295,1
3	54 T. RAZGATLIOGLU	Kawasaki ZX-10RR	294,3
4	7 C. DAVIES	Ducati Panigale R	293,5
5	76 L. BAZ	BMW S 1000 RR	292,7
6	33 M. MELANDRI	Ducati Panigale R	292,7
7	1 J. REA	Kawasaki ZX-10RR	292,7
8	66 T. SYKES	Kawasaki ZX-10RR	291,9
9	32 L. SAVADORI	Aprilia RSV4 RF	288,8
10	21 M. RINALDI	Ducati Panigale R	285,0
11	22 A. LOWES	Yamaha YZF R1	282,7
12	12 X. FORES	Ducati Panigale R	275,5

SEG. 1		SEG. 2		SEG. 3		SEG. 4		
1	22 A. LOWES	28.755	1	66 T. SYKES	21.019	1	66 T. SYKES	24.340
2	66 T. SYKES	28.796	2	1 J. REA	21.047	2	66 T. SYKES	24.451
3	60 M. VAN DER MARK	28.799	3	7 C. DAVIES	21.257	3	32 L. SAVADORI	24.584
4	1 J. REA	28.807	4	12 X. FORES	21.322	4	7 C. DAVIES	24.656
5	32 L. SAVADORI	28.829	5	32 L. SAVADORI	21.323	5	22 A. LOWES	24.693
6	12 X. FORES	28.868	6	22 A. LOWES	21.364	6	12 X. FORES	24.707
7	21 M. RINALDI	28.941	7	60 M. VAN DER MARK	21.461	7	21 M. RINALDI	24.733
8	76 L. BAZ	28.943	8	2 L. CAMIER	21.463	8	54 T. RAZGATLIOGLU	24.757
9	33 M. MELANDRI	28.949	9	76 L. BAZ	21.471	9	2 L. CAMIER	24.795
10	54 T. RAZGATLIOGLU	29.012	10	21 M. RINALDI	21.490	10	33 M. MELANDRI	24.818
11	7 C. DAVIES	29.081	11	33 M. MELANDRI	21.515	11	7 C. DAVIES	24.854
12	2 L. CAMIER	29.138	12	54 T. RAZGATLIOGLU	21.515	12	33 M. MELANDRI	24.854
						12	60 M. VAN DER MARK	24.896

29/09/2018

These data/results cannot be reproduced, stored and/or transmitted in whole or in part by any manner of electronic, mechanical, photocopying, recording, broadcasting or otherwise now known or herein after developed without the previous express consent by the copyright owner, except for reproduction in daily press and regular printed publications on sale to the public within 60 days of the event related to those data/results and always provided that copyright symbol appears together as follows below.

© DORNA WSBK ORGANIZATION Srl 2018



Magny-Cours 4.411 m

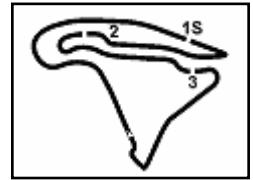
## ACERBIS French Round, 28 - 30 September 2018

### World Superbike - Ideal Times Superpole 2

No.	Rider	Nat	Bike	Seg. 1	Seg. 2	Seg. 3	Seg. 4	Ideal Time		
				Diff. 1	Diff. 2	Diff. 3	Diff. 4	Best Lap	Pos.	Diff.
1	<b>66 T. SYKES</b>	GBR	Kawasaki ZX-10RR	28.796	<b>21.019</b>	21.541	<b>24.340</b>	<b>1'35.696</b>	1	
2	<b>1 J. REA</b>	GBR	Kawasaki ZX-10RR	28.807	21.047	<b>21.538</b>	24.451	<b>1'35.843</b>	2	
3	<b>32 L. SAVADORI</b>	ITA	Aprilia RSV4 RF	28.829	21.323	21.719	24.693	<b>1'36.564</b>	3	
4	<b>12 X. FORES</b>	ESP	Ducati Panigale R	28.868 0.002	21.322	21.837	24.584	<b>1'36.611</b>	4	0.002
5	<b>22 A. LOWES</b>	GBR	Yamaha YZF R1	<b>28.755</b> 0.075	21.364	21.814	24.757	<b>1'36.690</b>	5	0.075
6	<b>7 C. DAVIES</b>	GBR	Ducati Panigale R	29.081 0.009	21.257	21.783	24.818 0.006	<b>1'36.939</b>	6	0.015
7	<b>21 M. RINALDI</b>	ITA	Ducati Panigale R	28.941	21.490	21.842	24.707 0.019	<b>1'36.980</b>	7	0.019
8	<b>76 L. BAZ</b>	FRA	BMW S 1000 RR	28.943	21.471	21.979 0.006	24.656	<b>1'37.049</b>	8	0.006
9	<b>54 T. RAZGATLIOGLU</b>	TUR	Kawasaki ZX-10RR	29.012	21.515	21.843	24.733	<b>1'37.103</b>	9	
10	<b>60 M. VAN DER MARK</b>	NED	Yamaha YZF R1	28.799 0.002	21.461 0.052	21.988 0.041	24.896	<b>1'37.144</b>	10	0.095
11	<b>2 L. CAMIER</b>	GBR	Honda CBR1000RR	29.138	21.463 0.109	21.893	24.795	<b>1'37.289</b>	11	0.109
12	<b>33 M. MELANDRI</b>	ITA	Ducati Panigale R	28.949 0.287	21.515 0.014	21.976	24.854	<b>1'37.294</b>	12	0.301
<b>Overall Ideal Time</b>				28.755	21.019	21.538	24.340	<b>1'35.652</b>		

29/09/2018  
 These data/results cannot be reproduced, stored and/or transmitted in whole or in part by any manner of electronic, mechanical, photocopying, recording, broadcasting or otherwise now known or herein after developed without the previous express consent by the copyright owner, except for reproduction in daily press and regular printed publications on sale to the public within 60 days of the event related to those data/results and always provided that copyright symbol appears together as follows below.  
 © DORNA WSBK ORGANIZATION Srl 2018





## ACERBIS French Round, 28 - 30 September 2018 World Superbike - Chronological Analysis Superpole 2

Magny-Cours 4.411 m

1° 66 T. SYKES (1'35.696)							
Lap	Seg.1	Seg.2	Seg.3	Seg.4	Lap Time	km/h	Local Time
1		23.807	22.816	25.750	230,8	10:57'28.476	
2	29.173	21.516	22.017	24.770	1'37.476	285,7	10:59'05.952
3	29.005	21.363	21.907	24.658	1'36.933	288,8	11:00'42.885
4	29.846	23.593	23.044	27.258	1'43.741P	282,7	11:02'26.626
5	5'00.273	23.169	22.302	25.125	6'10.869P	228,8	11:08'37.495
6	28.796	21.019	21.541	24.340	1'35.696	291,9	11:10'13.191

2° 1 J. REA (1'35.843)							
Lap	Seg.1	Seg.2	Seg.3	Seg.4	Lap Time	km/h	Local Time
1		21.852	22.239	24.975	282,7	10:56'41.136	
2	28.893	21.313	21.857	24.663	1'36.726	292,7	10:58'17.862
3	34.579	25.416	22.822	27.480	1'50.297P	244,9	11:00'08.159
4	3'16.207	22.453	22.303	25.040	4'26.003P	266,0	11:04'34.162
5	28.807	21.047	21.538	24.451	1'35.843	291,9	11:06'10.005
6	30.727	22.388	22.456	27.745	1'43.316P	280,5	11:07'53.321
7					3'30.360P		11:11'23.681

3° 32 L. SAVADORI (1'36.564)							
Lap	Seg.1	Seg.2	Seg.3	Seg.4	Lap Time	km/h	Local Time
1		24.035	22.476	25.420	247,1	10:56'46.496	
2	29.220	21.637	21.959	25.066	1'37.882	276,9	10:58'24.378
3	29.012	21.499	21.996	24.891	1'37.398	273,4	11:00'01.776
4	30.374	22.458	22.624	27.031	1'42.487P	288,8	11:01'44.263
5	4'35.464	23.545	23.575	25.709	5'48.293P	255,3	11:07'32.556
6	28.829	21.323	21.719	24.693	1'36.564	285,0	11:09'09.120
7	34.241	23.218	28.482	27.499	1'53.440C	279,1	11:11'02.560

4° 12 X. FORES (1'36.613)							
Lap	Seg.1	Seg.2	Seg.3	Seg.4	Lap Time	km/h	Local Time
1		21.866	22.219	25.127	264,7	10:56'41.584	
2	28.868	21.504	21.959	24.796	1'37.127	271,4	10:58'18.711
3	32.519	26.203	23.437	28.651	1'50.810P	208,9	11:00'09.521
4	6'06.786	24.492	27.139	25.651	7'24.068P	259,6	11:07'33.589
5	28.870	21.322	21.837	24.584	1'36.613	275,5	11:09'10.202
6	30.522	24.007	22.592	25.521	1'42.642	259,0	11:10'52.844

5° 22 A. LOWES (1'36.765)							
Lap	Seg.1	Seg.2	Seg.3	Seg.4	Lap Time	km/h	Local Time
1		22.535	22.442	25.100	257,8	10:56'45.446	
2	29.007	21.699	21.944	24.960	1'37.610	274,8	10:58'23.056
3	29.040	21.786	22.083	24.893	1'37.802	268,0	11:00'00.858
4	32.995	23.865	22.857	28.342	1'48.059P	228,8	11:01'48.917
5	4'15.259	22.439	26.008	25.054	5'28.760P	280,5	11:07'17.677
6	28.830	21.364	21.814	24.757	1'36.765	281,3	11:08'54.442
7	28.755	21.523	21.937	24.763	1'36.978	282,7	11:10'31.420

6° 7 C. DAVIES (1'36.954)							
Lap	Seg.1	Seg.2	Seg.3	Seg.4	Lap Time	km/h	Local Time
1		23.275	23.128	31.124	246,0	10:57'17.161	
2	29.529	21.691	22.499	28.281	1'42.000	291,9	10:58'59.161
3	29.250	21.323	22.396	24.864	1'37.833	291,1	11:00'36.994
4	30.304	23.783	23.422	27.834	1'45.343P	260,9	11:02'22.337
5	3'59.499	24.248	23.856	26.144	5'13.747P	236,3	11:07'36.084
6	29.081	21.296	21.956	24.818	1'37.151	293,5	11:09'13.235
7	29.090	21.257	21.783	24.824	1'36.954	291,9	11:10'50.189

7° 21 M. RINALDI (1'36.999)							
Lap	Seg.1	Seg.2	Seg.3	Seg.4	Lap Time	km/h	Local Time
1		27.972	23.851	30.381		189,8	10:57'18.570
2	29.297	21.946	22.308	24.992	1'38.543	272,7	10:58'57.113
3	29.331	25.434	24.063	28.564	1'47.392	285,0	11:00'44.505

4	29.249	21.560	22.193	24.707	1'37.709	277,6	11:02'22.214
5	29.827	22.928	23.702	28.502	1'44.959P	271,4	11:04'07.173
6	3'20.329	23.818	22.541	25.428	4'32.116P	225,5	11:08'39.289
7	28.941	21.490	21.842	24.726	1'36.999	280,5	11:10'16.288

8° 76 L. BAZ (1'37.055)							
Lap	Seg.1	Seg.2	Seg.3	Seg.4	Lap Time	km/h	Local Time
1		22.435	23.178	25.235		254,7	10:56'43.362
2	29.176	21.809	21.979	24.744	1'37.708	280,5	10:58'21.070
3	29.324	21.628	21.990	24.749	1'37.691	285,0	10:59'58.761
4	29.817	22.681	22.950	27.344	1'42.792P	284,2	11:01'41.553
5	3'54.537	23.432	23.361	30.270	5'11.600P	252,3	11:06'53.153
6	29.244	21.478	21.984	24.766	1'37.472	287,2	11:08'30.625
7	28.943	21.471	21.985	24.656	1'37.055	292,7	11:10'07.680

9° 54 T. RAZGATLIOGLU (1'37.103)							
Lap	Seg.1	Seg.2	Seg.3	Seg.4	Lap Time	km/h	Local Time
1		22.560	22.813	25.461		256,5	10:56'43.704
2	29.012	23.951	23.145	25.151	1'41.259	284,2	10:58'24.963
3	29.039	21.858	22.024	24.860	1'37.781	277,6	11:00'02.744
4	29.545	22.093	22.615	26.784	1'41.037P	287,2	11:01'43.781
5	4'22.623	21.949	22.407	25.123	5'32.102P	287,2	11:07'15.883
6	29.012	21.515	21.843	24.733	1'37.103	294,3	11:08'52.986
7	30.761	21.594	22.119	24.966	1'39.440	269,3	11:10'32.426

10° 60 M. VAN DER MARK (1'37.239)							
Lap	Seg.1	Seg.2	Seg.3	Seg.4	Lap Time	km/h	Local Time
1		22.518	22.466	25.267		251,7	10:56'42.799
2	29.036	21.679	22.149	25.021	1'37.885	284,2	10:58'20.684
3	29.014	21.537	22.154	25.120	1'37.825	292,7	10:59'58.509
4	34.611	21.824	22.386	27.828	1'46.649P	289,5	11:01'45.158
5	4'13.492	23.777	22.876	25.365	5'25.510P	282,7	11:07'10.668
6	28.799	21.461	21.988	25.007	1'37.255	295,1	11:08'47.923
7	28.801	21.513	22.029	24.896	1'37.239	295,1	11:10'25.162

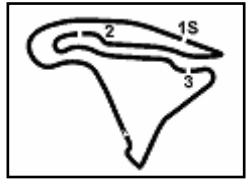
11° 2 L. CAMIER (1'37.398)							
Lap	Seg.1	Seg.2	Seg.3	Seg.4	Lap Time	km/h	Local Time
1		22.626	23.271	25.742		271,4	10:57'08.542
2	29.269	21.556	22.032	25.023	1'37.880	295,1	10:58'46.422
3	29.190	21.463	22.062	24.908	1'37.623	295,1	11:00'24.045
4	29.279	21.541	22.204	25.123	1'38.147	292,7	11:02'02.192
5	30.084	22.139	22.748	27.544	1'42.515P	277,6	11:03'44.707
6	2'34.069	23.268	23.368	25.622	3'46.327P	266,0	11:07'31.034
7	29.138	21.572	21.893	24.795	1'37.398	291,1	11:09'08.432
8	36.451	22.568	22.640	26.191	1'47.850	224,1	11:10'56.282

12° 33 M. MELANDRI (1'37.595)							
Lap	Seg.1	Seg.2	Seg.3	Seg.4	Lap Time	km/h	Local Time
1		23.427	23.308	26.269		258,4	10:56'56.704
2	29.101	21.515	22.109	25.234	1'37.959	286,5	10:58'34.663
3	28.949	24.835	22.948	28.739	1'45.471P	292,7	11:00'20.134
4	5'01.903	24.210	23.366	25.561	6'15.040P	254,1	11:06'35.174
5	29.612	24.423	23.350	25.878	1'43.263	287,2	11:08'18.437
6	29.236	21.529	21.976	24.854	1'37.595	283,5	11:09'56.032
7	34.461	25.127	24.647	32.148	1'56.383P	237,4	11:11'52.415

29/09/2018 P = Pits In/Out - C = Lap Time Cancelled

These data/results cannot be reproduced, stored and/or transmitted in whole or in part by any manner of electronic, mechanical, photocopying, recording, broadcasting or otherwise now known or herein after developed without the previous express consent by the copyright owner, except for reproduction in daily press and regular printed publications on sale to the public within 60 days of the event related to those data/results and always provided that copyright symbol appears together as follows below.

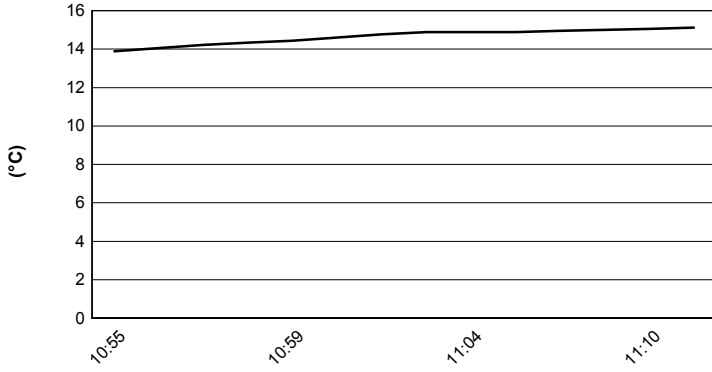
© DORNA WSBK ORGANIZATION Srl 2018



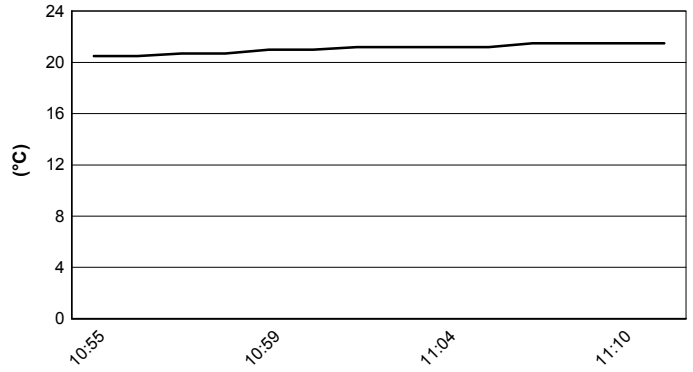
Magny-Cours 4.411 m

**ACERBIS French Round, 28 - 30 September 2018**  
**World Superbike - Weather Report Superpole 2**  
 Session started 10:55 - Session ended 11:12


### Air Temperature



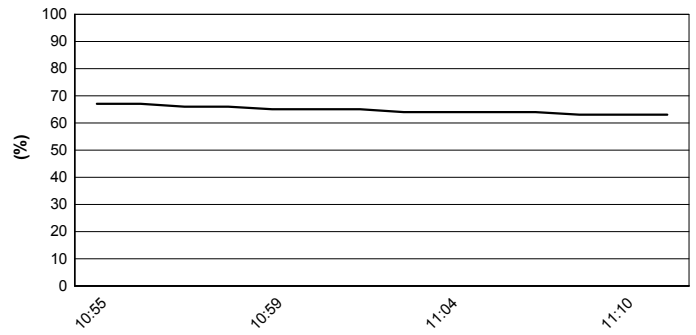
### Track Temperature



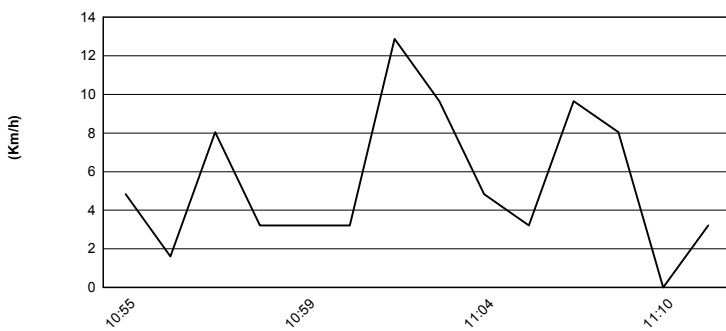
### Air Pressure



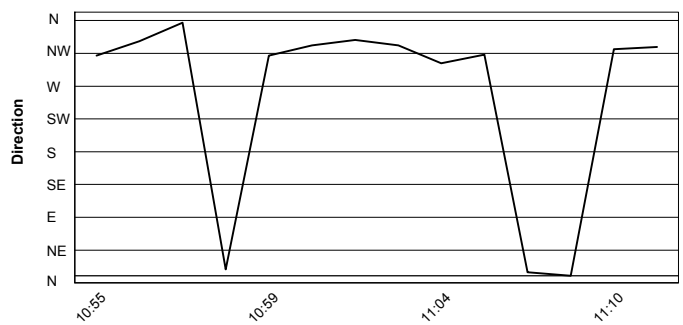
### Humidity



### Wind Speed



### Wind Direction



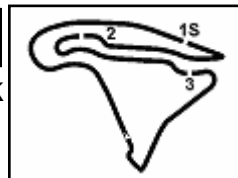
29/09/2018

These data/results cannot be reproduced, stored and/or transmitted in whole or in part by any manner of electronic, mechanical, photocopying, recording, broadcasting or otherwise now known or herein after developed without the previous express consent by the copyright owner, except for reproduction in daily press and regular printed publications on sale to the public within 60 days of the event related to those data/results and always provided that copyright symbol appears together as follows below.

© DORNA WSBK ORGANIZATION Srl 2018







Magny-Cours 4.411 m

## ACERBIS French Round, 28 - 30 September 2018

### World Superbike - TISSOT Superpole Award

Points	Points From First	Points From Previous	February 25	March 25	April 15	April 22	May 13	May 27	June 10	June 24	July 8	September 16	September 30	October 14	October 27			
			PHILLIP ISLAND	BURIRAM	ARAGÓN	ASSEN	IMOLA	DONINGTON PARK	BRNO	LAGUNA SECA	MISANO	PORTIMÃO	MAGNY COURS	VILLICUM	LOSAIL			
1 SYKES Tom (GBR)	221		25	20	16	10	20	25	25	20	25	10	25					
2 REA Jonathan (GBR)	216	5	10	25	20	20	25	20	20	16	20	20	20					
3 MELANDRI Marco (ITA)	128	93	88	16	9	25	11	13	4	16	6	8	16	4				
4 LOWES Alex (GBR)	119	102	9	13	10	11	25	6	11	13	11	4	4	11				
5 LAVERTY Eugene (IRL)	115	106	4	20	8			10	9	11	13	16	25	3				
6 SAVADORI Lorenzo (ITA)	109	112	6	6	5	6	13	7	13	9	10	11	13	16				
7 DAVIES Chaz (GBR)	107	114	2	11	7	5	8	16	7	7	25	9	2	10				
8 FORES Xavi (ESP)	106	115	1	9	11	13	16	11		3	8	13	9	13				
9 VAN DER MARK Michael (NED)	86	135	20	8	6	10	9	4	10	10	7	5	11	6				
10 BAZ Loris (FRA)	66	155	20	2	1		6	3	16	8	4	10	8	8				
11 TORRES Jordi (ESP)	64	157	2	4	13	9	7	9	2		5	7	7	1				
12 CAMIER Leon (GBR)	60	161	4	5	16	7			3	6	9	6	3	5				
13 RAZGATLIOGLU Toprak (TUR)	45	176	15	7	4		5	2	8	1	3	2	6	7				
14 RINALDI Michael Ruben (ITA)	40	181	5			8	4	8	1	5			5	9				
15 MERCADO Leandro (ARG)	12	209	28		3	1	3				2	3						
16 GAGNE Jake (USA)	11	210	1	3	2	3							1	2				
17 HASLAM Leon (GBR)	10	211	1					5	5									
18 RAY Bradley (GBR)	6	215	4						6									
19 RAMOS Román (ESP)	6	215	0	1			2	1		2								
20 HERNANDEZ Yonny (COL)	5	216	1							4		1						
21 LEONOV Vladimir (RUS)	4	217	1			4												
22 GIUGLIANO Davide (ITA)	2	219	2			2												
23 HERRIN Josh (USA)	1	220	1								1							
24 JACOBSEN PJ (USA)	1	220	0				1											

29/09/2018

These data/results cannot be reproduced, stored and/or transmitted in whole or in part by any manner of electronic, mechanical, photocopying, recording, broadcasting or otherwise now known or herein after developed without the previous express consent by the copyright owner, except for reproduction in daily press and regular printed publications on sale to the public within 60 days of the event related to those data/results and always provided that copyright symbol appears together as follows below.

© DORNA WSBK ORGANIZATION Srl 2018

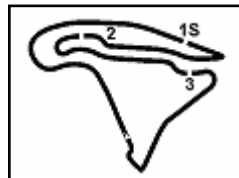
FCR PERUGIA TIMING



Official Tyre Supplier



Official Timekeeper



Magny-Cours 4.411 m

## ACERBIS French Round, 28 - 30 September 2018

### World Superbike - Superpole Ranking

	2015	2016	2017	2018
<b>01 Phillip Island Grand Prix Circuit</b>	Rea (Gbr) Kaw 1'31.212 (175,4 Km/h)	Sykes (Gbr) Kaw 1'30.020 (177,8 Km/h)	Rea (Gbr) Kaw 1'29.573 (178,6 Km/h)	Sykes (Gbr) Kaw 1'30.099 (177,6 Km/h)
<b>02 Chang International Circuit</b>	Rea (Gbr) Kaw 1'33.382 (175,6 Km/h)	van der Mark (Ned) Hon 1'33.452 (175,4 Km/h)	Rea (Gbr) Kaw 1'32.957 (176,4 Km/h)	Rea (Gbr) Kaw 1'32.814 (176,6 Km/h)
<b>03 Motorland Aragon</b>	Haslam (Gbr) Apr 1'49.664 (166,7 Km/h)	Sykes (Gbr) Kaw 1'49.374 (167,1 Km/h)	Davies (Gbr) Duc 1'49.319 (167,2 Km/h)	Melandri (Ita) Duc 1'49.543 (166,8 Km/h)
<b>04 TT Circuit Assen</b>	Sykes (Gbr) Kaw 1'34.789 (172,5 Km/h)	Sykes (Gbr) Kaw 1'35.440 (171,3 Km/h)	Rea (Gbr) Kaw 1'33.505 (174,9 Km/h)	Lowes (Gbr) Yam 1'34.066 (173,8 Km/h)
<b>05 Autodromo Internazionale Enzo e Dino</b>	Giugliano (Ita) Duc 1'46.382 (166,9 Km/h)	Davies (Gbr) Duc 1'45.598 (168,2 Km/h)	Davies (Gbr) Duc 1'45.662 (168,1 Km/h)	Rea (Gbr) Kaw 1'45.797 (167,9 Km/h)
<b>06 Donington Park</b>	Sykes (Gbr) Kaw 1'27.071 (0,0 Km/h)	Sykes (Gbr) Kaw 1'26.712 (0,0 Km/h)	Sykes (Gbr) Kaw 1'26.641 (0,0 Km/h)	Sykes (Gbr) Kaw 1'26.663 (0,0 Km/h)
<b>07 Automotodrom Brno</b>				Sykes (Gbr) Kaw 1'57.687 (165,3 Km/h)
<b>08 WeatherTech Raceway Laguna Seca</b>	Davies (Gbr) Duc 1'22.101 (158,3 Km/h)	Sykes (Gbr) Kaw 1'22.155 (158,2 Km/h)	Sykes (Gbr) Kaw 1'22.476 (157,6 Km/h)	Davies (Gbr) Duc 1'22.282 (157,9 Km/h)
<b>09 Misano World Circuit "Marco Simoncelli"</b>	Sykes (Gbr) Kaw 1'34.214 (155,1 Km/h)	Sykes (Gbr) Kaw 1'34.037 (155,4 Km/h)	Sykes (Gbr) Kaw 1'33.662 (156,1 Km/h)	Sykes (Gbr) Kaw 1'33.640 (156,1 Km/h)
<b>10 Autódromo Internacional do Algarve</b>	Giugliano (Ita) Duc 1'41.764 (162,4 Km/h)		Rea (Gbr) Kaw 1'41.430 (163,0 Km/h)	Lavery (Irl) Apr 1'40.705 (164,2 Km/h)
<b>11 Magny-Cours</b>	Haslam (Gbr) Apr 1'56.404 (130,7 Km/h)	Rea (Gbr) Kaw 1'52.881 (134,7 Km/h)	Rea (Gbr) Kaw 1'56.555 (130,5 Km/h)	Sykes (Gbr) Kaw 1'35.696 (158,9 Km/h)
<b>12 El Villicum Circuit</b>				
<b>13 Losail International Circuit</b>	Sykes (Gbr) Kaw 1'56.821 (165,8 Km/h)	Rea (Gbr) Kaw 1'56.356 (166,5 Km/h)	Rea (Gbr) Kaw 1'56.228 (166,6 Km/h)	

### 2018

- 5 T. Sykes
- 2 J. Rea
- 1 M. Melandri
- 1 C. Davies
- 1 E. Laverty
- 1 A. Lowes

### ALL TIMES

- |               |                |                  |                   |
|---------------|----------------|------------------|-------------------|
| 47 T. Sykes   | 6 J. Kocinski  | 2 A. Gobert      | 1 R. Burnett      |
| 43 T. Corser  | 6 C. Crutchlow | 2 D. Tardozzi    | 1 J. Reynolds     |
| 26 T. Bayliss | 6 C. Davies    | 2 A. Yanagawa    | 1 S. Hislop       |
| 21 C. Fogarty | 5 D. Giugliano | 2 M. Lucchinelli | 1 M. Mladin       |
| 17 D. Polen   | 5 M. Biaggi    | 2 B. Bostrom     | 1 R. Xaus         |
| 16 N. Hodgson | 4 F. Merkel    | 2 B. Monti       | 1 M. Tamada       |
| 16 J. Rea     | 4 J. Toseland  | 2 M. Campbell    | 1 L. Lanzi        |
| 15 C. Edwards | 4 S. Guintoli  | 2 Y. Nagai       | 1 M. Fabrizio     |
| 11 B. Spies   | 3 S. Mertens   | 2 M. Neukirchner | 1 A. Badovini     |
| 10 P. Chili   | 3 R. Phillis   | 2 L. Baz         | 1 F. Nieto        |
| 10 C. Checa   | 3 S. Martin    | 1 M. Doohan      | 1 T. Hill         |
| 9 R. Roche    | 3 C. Vermeulen | 1 D. Chandler    | 1 A. Lowes        |
| 8 G. Falappa  | 3 Y. Kagayama  | 1 P. Goddard     | 1 J. Hopkins      |
| 8 S. Russell  | 3 L. Haslam    | 1 M. Dowson      | 1 M. van der Mark |
| 8 A. Slight   | 3 J. Smrz      | 1 A. Vieira      | 1 I. Jaitovich    |
| 7 N. Haga     | 3 E. Laverty   | 1 T. Kipp        |                   |
| 7 R. Laconi   | 3 M. Melandri  | 1 S. Crafar      |                   |

29/09/2018

These data/results cannot be reproduced, stored and/or transmitted in whole or in part by any manner of electronic, mechanical, photocopying, recording, broadcasting or otherwise now known or herein after developed without the previous express consent by the copyright owner, except for reproduction in daily press and regular printed publications on sale to the public within 60 days of the event related to those data/results and always provided that copyright symbol appears together as follows below.

© DORNA WSBK ORGANIZATION Srl 2018

FICR PERUGIA TIMING



Official Tyre Supplier



Official Timekeeper