

ACERBIS French Round, 28 - 30 September 2018

World Superbike - Results Warm Up

Magny-Cours 4.411 m

1 / 2

No.	Rider	Nat	Team	Bike	Class	Time	Gap	Rel.	Laps	Speed	
										Avg	Max
1	1 J. REA	GBR	Kawasaki Racing Team WorldSBK	Kawasaki ZX-10RR		1'36.824			9	164,005	290,3
2	66 T. SYKES	GBR	Kawasaki Racing Team WorldSBK	Kawasaki ZX-10RR		1'37.303	0.479	0.479	8	163,197	289,5
3	33 M. MELANDRI	ITA	Aruba.it Racing - Ducati	Ducati Panigale R		1'37.501	0.677	0.198	9	162,866	285,7
4	22 A. LOWES	GBR	Pata Yamaha Official WorldSBK Team	Yamaha YZF R1		1'37.523	0.699	0.022	9	162,829	288,8
5	50 E. LAVERTY	IRL	Milwaukee Aprilia	Aprilia RSV4 RF		1'37.573	0.749	0.050	9	162,746	288,8
6	32 L. SAVADORI	ITA	Milwaukee Aprilia	Aprilia RSV4 RF		1'37.579	0.755	0.006	9	162,736	291,1
7	12 X. FORES	ESP	Barni Racing Team	Ducati Panigale R	IND	1'37.814	0.990	0.235	9	162,345	286,5
8	60 M. VAN DER MARK	NED	Pata Yamaha Official WorldSBK Team	Yamaha YZF R1		1'37.854	1.030	0.040	9	162,278	292,7
9	54 T. RAZGATLIOGLU	TUR	Kawasaki Puccetti Racing	Kawasaki ZX-10RR	IND	1'38.054	1.230	0.200	9	161,947	293,5
10	76 L. BAZ	FRA	GULF ALTHEA BMW Racing Team	BMW S 1000 RR		1'38.072	1.248	0.018	6	161,918	284,2
11	7 C. DAVIES	GBR	Aruba.it Racing - Ducati	Ducati Panigale R		1'38.095	1.271	0.023	9	161,880	290,3
12	81 J. TORRES	ESP	MV Agusta Reparto Corse	MV Agusta 1000 F4		1'38.174	1.350	0.079	9	161,750	287,2
13	45 J. GAGNE	USA	Red Bull Honda World Superbike Team	Honda CBR1000RR		1'38.291	1.467	0.117	9	161,557	280,5
14	2 L. CAMIER	GBR	Red Bull Honda World Superbike Team	Honda CBR1000RR		1'38.292	1.468	0.001	8	161,555	291,9
15	36 L. MERCADO	ARG	Orelac Racing VerdNatura	Kawasaki ZX-10RR	IND	1'38.469	1.645	0.177	9	161,265	285,7
16	21 M. RINALDI	ITA	Aruba.it Racing - Junior Team	Ducati Panigale R	IND	1'39.026	2.202	0.557	9	160,358	276,2
17	99 P. JACOBSEN	USA	TripleM Honda World Superbike Team	Honda CBR1000RR	IND	1'39.305	2.481	0.279	9	159,907	291,1
18	11 J. GUARNONI	FRA	Team Pedercini Racing	Kawasaki ZX-10RR	IND	1'39.869	3.045	0.564	9	159,004	276,9
19	96 J. SMRZ	CZE	Guandalini Racing	Yamaha YZF R1	IND	1'39.880	3.056	0.011	9	158,987	271,4
20	40 R. RAMOS	ESP	Team GoEleven Kawasaki	Kawasaki ZX-10RR	IND	1'40.734	3.910	0.854	7	157,639	278,4
21	121 M. LUSSIANA	FRA	Dreamteamcompany	Aprilia RSV4 RF	IND	1'43.881	7.057	3.147	3	152,863	268,0

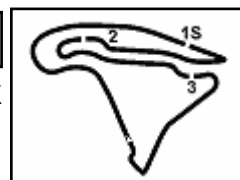
AIR	Humidity:	72%	Temp:	14°C
TRACK	Condition:	Dry	Temp:	19°C

Records	Pole (SP2)	2018 T.Sykes	1'35.696	165,940	Km/h
	Race (RC1)	2018 J.Rea	1'37.152	163,450	Km/h
	Circuit (SP2)	2018 T.Sykes	1'35.696	165,940	Km/h

30/09/2018 Start 10:10 End 10:32 The results are provisional until the end of the time limit for protests and appeals and the completion of the technical checks.

These data/results cannot be reproduced, stored and/or transmitted in whole or in part by any manner of electronic, mechanical, photocopying, recording, broadcasting or otherwise now known or herein after developed without the previous express consent by the copyright owner, except for reproduction in daily press and regular printed publications on sale to the public within 60 days of the event related to those data/results and always provided that copyright symbol appears together as follows below.

© DORNA WSBK ORGANIZATION Srl 2018



ACERBIS French Round, 28 - 30 September 2018

World Superbike - Results Warm Up

Session Highlights

Local Time	No. Rider	Description
10.10.00		Start
10.12.36	40 R. RAMOS	Current Lap Cancelled - Exceeded Track Limits - Turn 6
10.14.14	54 T. RAZGATLIOGLU	Current Lap Cancelled - Exceeded Track Limits - Turn 6
10.14.32	22 A. LOWES	Current Lap Cancelled - Exceeded Track Limits - Turn 6
10.14.56	76 L. BAZ	Crashed - Turn 13
10.15.10	76 L. BAZ	Re-joined
10.15.36		RED FLAG
10.22.00		Session Restart
10.23.03	121 M. LUSSIANA	Technical Problem - Turn 5
10.26.07	12 X. FORES	Current Lap Cancelled - Exceeded Track Limits - Turn 6
10.26.16	40 R. RAMOS	Current Lap Cancelled - Exceeded Track Limits - Turn 6
10.27.47	22 A. LOWES	Current Lap Cancelled - Exceeded Track Limits - Turn 6
10.29.24	60 M. VAN DER MARK	Current Lap Cancelled - Exceeded Track Limits - Turn 6
10.31.21	32 L. SAVADORI	Current Lap Cancelled - Exceeded Track Limits - Turn 6
10.31.33	11 J. GUARNONI	Current Lap Cancelled - Exceeded Track Limits - Turn 6
10.32.54		End Of Session

Fastest Laps Sequence

No.	Rider	Nat	Team	Bike	Local Time	Time	Gap	Avg
1	J. REA	GBR	Kawasaki Racing Team WorldSBK	Kawasaki ZX-10RR	10:13'22.882	1'38.046		161,961
1	J. REA	GBR	Kawasaki Racing Team WorldSBK	Kawasaki ZX-10RR	10:15'00.560	1'37.678	-0.368	162,571
50	E. LAVERTY	IRL	Milwaukee Aprilia	Aprilia RSV4 RF	10:15'02.451	1'37.573	-0.105	162,746
1	J. REA	GBR	Kawasaki Racing Team WorldSBK	Kawasaki ZX-10RR	10:25'17.403	1'37.097	-0.476	163,544
1	J. REA	GBR	Kawasaki Racing Team WorldSBK	Kawasaki ZX-10RR	10:26'54.227	1'36.824	-0.273	164,005

Start 10:10 End 10:32 The results are provisional until the end of the time limit for protests and appeals and the completion of the technical checks.

These data/results cannot be reproduced, stored and/or transmitted in whole or in part by any manner of electronic, mechanical, photocopying, recording, broadcasting or otherwise now known or herein after developed without the previous express consent by the copyright owner, except for reproduction in daily press and regular printed publications on sale to the public within 60 days of the event related to those data/results and always provided that copyright symbol appears together as follows below.

© DORNA WSBK ORGANIZATION Srl 2018

ACERBIS French Round, 28 - 30 September 2018

World Superbike - Best Sectors & Speed Warm Up

Magny-Cours 4.411 m

BEST LAP			
1	1 J. REA	Kawasaki ZX-10RR	1'36.824
2	66 T. SYKES	Kawasaki ZX-10RR	1'37.303
3	33 M. MELANDRI	Ducati Panigale R	1'37.501
4	22 A. LOWES	Yamaha YZF R1	1'37.523
5	50 E. LAVERTY	Aprilia RSV4 RF	1'37.573
6	32 L. SAVADORI	Aprilia RSV4 RF	1'37.579
7	12 X. FORES	Ducati Panigale R	1'37.814
8	60 M. VAN DER MARK	Yamaha YZF R1	1'37.854
9	54 T. RAZGATLIOGLU	Kawasaki ZX-10RR	1'38.054
10	76 L. BAZ	BMW S 1000 RR	1'38.072
11	7 C. DAVIES	Ducati Panigale R	1'38.095
12	81 J. TORRES	MV Agusta 1000 F4	1'38.174
13	45 J. GAGNE	Honda CBR1000RR	1'38.291
14	2 L. CAMIER	Honda CBR1000RR	1'38.292
15	36 L. MERCADO	Kawasaki ZX-10RR	1'38.469
16	21 M. RINALDI	Ducati Panigale R	1'39.026
17	99 P. JACOBSEN	Honda CBR1000RR	1'39.305
18	11 J. GUARNONI	Kawasaki ZX-10RR	1'39.869
19	96 J. SMRZ	Yamaha YZF R1	1'39.880
20	40 R. RAMOS	Kawasaki ZX-10RR	1'40.734
21	121 M. LUSSIANA	Aprilia RSV4 RF	1'43.881

SPEED			
1	54 T. RAZGATLIOGLU	Kawasaki ZX-10RR	293,5
2	60 M. VAN DER MARK	Yamaha YZF R1	292,7
3	2 L. CAMIER	Honda CBR1000RR	291,9
4	32 L. SAVADORI	Aprilia RSV4 RF	291,1
5	99 P. JACOBSEN	Honda CBR1000RR	291,1
6	7 C. DAVIES	Ducati Panigale R	290,3
7	1 J. REA	Kawasaki ZX-10RR	290,3
8	66 T. SYKES	Kawasaki ZX-10RR	289,5
9	50 E. LAVERTY	Aprilia RSV4 RF	288,8
10	22 A. LOWES	Yamaha YZF R1	288,8
11	81 J. TORRES	MV Agusta 1000 F4	287,2
12	12 X. FORES	Ducati Panigale R	286,5
13	33 M. MELANDRI	Ducati Panigale R	285,7
14	36 L. MERCADO	Kawasaki ZX-10RR	285,7
15	76 L. BAZ	BMW S 1000 RR	284,2
16	45 J. GAGNE	Honda CBR1000RR	280,5
17	40 R. RAMOS	Kawasaki ZX-10RR	278,4
18	11 J. GUARNONI	Kawasaki ZX-10RR	276,9
19	21 M. RINALDI	Ducati Panigale R	276,2
20	96 J. SMRZ	Yamaha YZF R1	271,4
21	121 M. LUSSIANA	Aprilia RSV4 RF	268,0

SEG. 1			SEG. 2			SEG. 3			SEG. 4		
1	33 M. MELANDRI	28.930	1	1 J. REA	21.141	1	1 J. REA	21.891	1	66 T. SYKES	24.628
2	22 A. LOWES	28.932	2	66 T. SYKES	21.312	2	66 T. SYKES	22.037	2	1 J. REA	24.666
3	60 M. VAN DER MARK	28.962	3	50 E. LAVERTY	21.330	3	33 M. MELANDRI	22.087	3	76 L. BAZ	24.720
4	50 E. LAVERTY	29.002	4	22 A. LOWES	21.382	4	12 X. FORES	22.101	4	50 E. LAVERTY	24.836
5	45 J. GAGNE	29.023	5	12 X. FORES	21.392	5	7 C. DAVIES	22.103	5	22 A. LOWES	24.874
6	1 J. REA	29.033	6	7 C. DAVIES	21.405	6	32 L. SAVADORI	22.120	6	32 L. SAVADORI	24.886
7	32 L. SAVADORI	29.066	7	33 M. MELANDRI	21.441	7	22 A. LOWES	22.129	7	33 M. MELANDRI	24.929
8	66 T. SYKES	29.140	8	32 L. SAVADORI	21.457	8	54 T. RAZGATLIOGLU	22.146	8	7 C. DAVIES	24.959
9	54 T. RAZGATLIOGLU	29.142	9	54 T. RAZGATLIOGLU	21.474	9	81 J. TORRES	22.174	9	54 T. RAZGATLIOGLU	24.980
10	2 L. CAMIER	29.171	10	2 L. CAMIER	21.494	10	45 J. GAGNE	22.176	10	12 X. FORES	24.983
11	76 L. BAZ	29.226	11	60 M. VAN DER MARK	21.530	11	36 L. MERCADO	22.178	11	60 M. VAN DER MARK	24.985
12	12 X. FORES	29.234	12	81 J. TORRES	21.555	12	76 L. BAZ	22.205	12	2 L. CAMIER	24.997
13	36 L. MERCADO	29.295	13	76 L. BAZ	21.573	13	60 M. VAN DER MARK	22.218	13	21 M. RINALDI	25.031
14	81 J. TORRES	29.339	14	36 L. MERCADO	21.625	14	50 E. LAVERTY	22.230	14	81 J. TORRES	25.056
15	7 C. DAVIES	29.408	15	45 J. GAGNE	21.730	15	2 L. CAMIER	22.251	15	36 L. MERCADO	25.129
16	96 J. SMRZ	29.465	16	99 P. JACOBSEN	21.733	16	21 M. RINALDI	22.352	16	45 J. GAGNE	25.183
17	99 P. JACOBSEN	29.542	17	21 M. RINALDI	21.856	17	96 J. SMRZ	22.536	17	99 P. JACOBSEN	25.297
18	21 M. RINALDI	29.569	18	11 J. GUARNONI	21.871	18	40 R. RAMOS	22.549	18	40 R. RAMOS	25.303
19	40 R. RAMOS	29.689	19	96 J. SMRZ	22.127	19	11 J. GUARNONI	22.578	19	11 J. GUARNONI	25.387
20	11 J. GUARNONI	29.978	20	40 R. RAMOS	22.248	20	99 P. JACOBSEN	22.599	20	96 J. SMRZ	25.533
21	121 M. LUSSIANA	30.787	21	121 M. LUSSIANA	22.627	21	121 M. LUSSIANA	23.527	21	121 M. LUSSIANA	26.465

30/09/2018

These data/results cannot be reproduced, stored and/or transmitted in whole or in part by any manner of electronic, mechanical, photocopying, recording, broadcasting or otherwise now known or herein after developed without the previous express consent by the copyright owner, except for reproduction in daily press and regular printed publications on sale to the public within 60 days of the event related to those data/results and always provided that copyright symbol appears together as follows below.

© DORNA WSBK ORGANIZATION Srl 2018

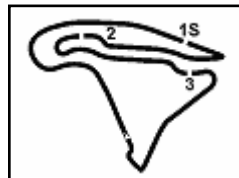
FICR PERUGIA TIMING



Official Tyre Supplier



Official Timekeeper



Magny-Cours 4.411 m

ACERBIS French Round, 28 - 30 September 2018

World Superbike - Ideal Times Warm Up

No.	Rider	Nat	Bike	Seg. 1	Seg. 2	Seg. 3	Seg. 4	Ideal Time		
				Diff. 1	Diff. 2	Diff. 3	Diff. 4	Best Lap	Pos.	Diff.
1	1 J. REA	GBR	Kawasaki ZX-10RR	29.033	21.141 0.043	21.891 0.050	24.666	1'36.731 1'36.824	1	0.093
2	66 T. SYKES	GBR	Kawasaki ZX-10RR	29.140 0.106	21.312 0.023	22.037	24.628 0.057	1'37.117 1'37.303	2	0.186
3	22 A. LOWES	GBR	Yamaha YZF R1	28.932 0.056	21.382 0.096	22.129 0.037	24.874 0.017	1'37.317 1'37.523	4	0.206
4	33 M. MELANDRI	ITA	Ducati Panigale R	28.930 0.009	21.441 0.105	22.087	24.929	1'37.387 1'37.501	3	0.114
5	50 E. LAVERTY	IRL	Aprilia RSV4 RF	29.002	21.330	22.230	24.836 0.175	1'37.398 1'37.573	5	0.175
6	32 L. SAVADORI	ITA	Aprilia RSV4 RF	29.066	21.457	22.120 0.050	24.886	1'37.529 1'37.579	6	0.050
7	60 M. VAN DER MARK	NED	Yamaha YZF R1	28.962	21.530 0.065	22.218	24.985 0.094	1'37.695 1'37.854	8	0.159
8	12 X. FORES	ESP	Ducati Panigale R	29.234	21.392 0.051	22.101	24.983 0.053	1'37.710 1'37.814	7	0.104
9	76 L. BAZ	FRA	BMW S 1000 RR	29.226 0.034	21.573 0.278	22.205 0.036	24.720	1'37.724 1'38.072	10	0.348
10	54 T. RAZGATLIOGLU	TUR	Kawasaki ZX-10RR	29.142	21.474 0.210	22.146	24.980 0.102	1'37.742 1'38.054	9	0.312
11	7 C. DAVIES	GBR	Ducati Panigale R	29.408 0.046	21.405 0.058	22.103 0.116	24.959	1'37.875 1'38.095	11	0.220
12	2 L. CAMIER	GBR	Honda CBR1000RR	29.171 0.171	21.494 0.084	22.251 0.124	24.997	1'37.913 1'38.292	14	0.379
13	45 J. GAGNE	USA	Honda CBR1000RR	29.023 0.106	21.730	22.176 0.073	25.183	1'38.112 1'38.291	13	0.179
14	81 J. TORRES	ESP	MV Agusta 1000 F4	29.339	21.555	22.174	25.056 0.050	1'38.124 1'38.174	12	0.050
15	36 L. MERCADO	ARG	Kawasaki ZX-10RR	29.295 0.150	21.625	22.178 0.087	25.129 0.005	1'38.227 1'38.469	15	0.242
16	21 M. RINALDI	ITA	Ducati Panigale R	29.569 0.020	21.856 0.017	22.352	25.031 0.181	1'38.808 1'39.026	16	0.218
17	99 P. JACOBSEN	USA	Honda CBR1000RR	29.542	21.733	22.599	25.297 0.134	1'39.171 1'39.305	17	0.134
18	96 J. SMRZ	CZE	Yamaha YZF R1	29.465 0.019	22.127 0.151	22.536	25.533 0.049	1'39.661 1'39.880	19	0.219
19	40 R. RAMOS	ESP	Kawasaki ZX-10RR	29.689 0.821	22.248	22.549	25.303 0.124	1'39.789 1'40.734	20	0.945
20	11 J. GUARNONI	FRA	Kawasaki ZX-10RR	29.978	21.871 0.055	22.578	25.387	1'39.814 1'39.869	18	0.055
21	121 M. LUSSIANA	FRA	Aprilia RSV4 RF	30.787	22.627 0.475	23.527	26.465	1'43.406 1'43.881	21	0.475
Overall Ideal Time				28.930	21.141	21.891	24.628	1'36.590		

30/09/2018

These data/results cannot be reproduced, stored and/or transmitted in whole or in part by any manner of electronic, mechanical, photocopying, recording, broadcasting or otherwise now known or herein after developed without the previous express consent by the copyright owner, except for reproduction in daily press and regular printed publications on sale to the public within 60 days of the event related to those data/results and always provided that copyright symbol appears together as follows below.

© DORNA WSBK ORGANIZATION Srl 2018

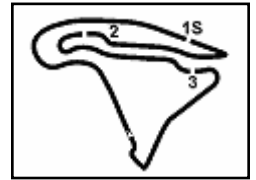
FICR PERUGIA TIMING



Official Tyre Supplier



Official Timekeeper


ACERBIS French Round, 28 - 30 September 2018
World Superbike - Chronological Analysis Warm Up

Magny-Cours 4.411 m

1 / 3

1° 1 J. REA (1'36.824)								6° 32 L. SAVADORI (1'37.579)							
Lap	Seg.1	Seg.2	Seg.3	Seg.4	Lap Time	km/h	Local Time	Lap	Seg.1	Seg.2	Seg.3	Seg.4	Lap Time	km/h	Local Time
1		22.534	22.881	25.573	241,1	10:11'44.836		1		24.964	23.397	26.416	205,3	10:12'02.554	
2	29.253	21.739	22.229	24.825	1'38.046	287,2	10:13'22.882	2	29.830	22.399	22.515	25.300	1'40.044	271,4	10:13'42.598
3	29.320	21.342	22.175	24.841	1'37.678	288,0	10:15'00.560	3	32.000	30.248	22.970	25.989	1'51.207	274,1	10:15'33.805
4	29.218	22.468	26.266	30.927	1'48.879CP	288,0	10:16'49.439	4	32.227	24.939	23.305	29.558	1'50.029CP	216,9	10:17'23.834
5	5'41.993	21.706	22.249	24.919	6'50.867P	283,5	10:23'40.306	5	5'25.314	22.669	23.422	25.964	6'37.369P	272,0	10:24'01.203
6	29.186	21.302	21.920	24.689	1'37.097	288,8	10:25'17.403	6	29.397	21.986	22.265	25.239	1'38.887	288,0	10:25'40.090
7	29.033	21.184	21.941	24.666	1'36.824	288,8	10:26'54.227	7	29.319	21.519	22.120	24.914	1'37.872	288,8	10:27'17.962
8	29.049	21.390	21.999	24.852	1'37.290	290,3	10:28'31.517	8	29.161	21.521	22.238	24.992	1'37.912	289,5	10:28'55.874
9	29.107	21.141	21.891	24.696	1'36.835	290,3	10:30'08.352	9	29.066	21.457	22.170	24.886	1'37.579	291,1	10:30'33.453
10	29.176	21.293	22.034	24.870	1'37.373	290,3	10:31'45.725	10	29.224	22.289	25.535	28.071	1'45.119C	288,0	10:32'18.572

2° 66 T. SYKES (1'37.303)								7° 12 X. FORES (1'37.814)							
Lap	Seg.1	Seg.2	Seg.3	Seg.4	Lap Time	km/h	Local Time	Lap	Seg.1	Seg.2	Seg.3	Seg.4	Lap Time	km/h	Local Time
1		24.359	23.607	26.014	203,8	10:12'46.673		1		22.499	23.845	25.650	258,4	10:11'45.359	
2	29.794	22.409	22.785	25.093	1'40.081	268,0	10:14'26.754	2	38.024	22.366	22.494	25.118	1'48.002	250,6	10:13'31.361
3	29.438	21.685	22.190	31.046	1'44.359CP	282,0	10:16'11.113	3	29.325	21.612	22.280	27.863	1'41.080	269,3	10:15'14.441
4	6'52.369	23.094	23.246	26.058	8'04.767P	243,8	10:24'15.880	4	29.299	23.497	23.472	30.825	1'47.093CP	278,4	10:17'01.534
5	29.378	21.588	22.210	24.815	1'37.991	286,5	10:25'53.871	5	5'30.255	21.896	22.333	24.983	6'39.467P	267,3	10:23'41.001
6	29.140	21.312	22.257	24.707	1'37.416	289,5	10:27'31.287	6	29.234	21.443	22.101	25.036	1'37.814	282,0	10:25'18.815
7	29.263	21.382	22.120	24.688	1'37.453	287,2	10:29'08.740	7	29.399	21.824	25.821	25.860	1'42.904C	286,5	10:27'01.719
8	29.246	21.335	22.037	24.685	1'37.303	289,5	10:30'46.043	8	29.354	21.634	22.260	24.983	1'38.231	276,2	10:28'39.950
9	29.785	26.546	22.516	24.628	1'43.475	274,8	10:32'29.518	9	29.379	21.392	22.222	25.065	1'38.058	284,2	10:30'18.008
								10	29.239	21.498	22.248	25.060	1'38.045	284,2	10:31'56.053

3° 33 M. MELANDRI (1'37.501)								8° 60 M. VAN DER MARK (1'37.854)							
Lap	Seg.1	Seg.2	Seg.3	Seg.4	Lap Time	km/h	Local Time	Lap	Seg.1	Seg.2	Seg.3	Seg.4	Lap Time	km/h	Local Time
1		24.475	23.816	26.985	210,1	10:11'58.703		1		22.880	22.944	25.396	274,1	10:11'52.319	
2	30.047	23.208	22.767	25.466	1'41.488	250,0	10:13'40.191	2	29.206	21.838	22.423	25.466	1'38.933	283,5	10:13'31.252
3	29.313	21.727	22.295	25.693	1'39.028	280,5	10:15'19.219	3	29.051	21.746	22.452	25.200	1'38.449	286,5	10:15'09.701
4	30.448	24.703	23.325	30.841	1'49.317CP	214,7	10:17'08.536	4	29.036	22.998	23.229	29.255	1'44.518CP	279,8	10:16'54.219
5	5'35.593	22.752	25.757	25.476	6'49.578P	266,0	10:23'58.114	5	5'37.966	22.202	22.470	25.210	6'47.848P	281,3	10:23'42.067
6	29.077	22.134	22.414	25.148	1'38.773	282,7	10:25'36.887	6	28.962	21.595	22.218	25.079	1'37.854	292,7	10:25'19.921
7	28.939	21.546	22.087	24.929	1'37.501	285,7	10:27'14.388	7	29.148	21.530	22.271	25.084	1'38.033	291,1	10:26'57.954
8	30.280	21.736	22.690	25.092	1'39.798	282,7	10:28'54.186	8	29.277	21.607	22.222	24.985	1'38.091	289,5	10:28'36.045
9	28.930	21.441	22.112	25.044	1'37.527	285,7	10:30'31.713	9	29.431	22.167	22.740	25.206	1'39.544C	290,3	10:30'15.589
10	29.065	21.960	22.203	25.144	1'38.372	279,1	10:32'10.085	10	29.091	21.674	22.384	25.023	1'38.172	291,9	10:31'53.761

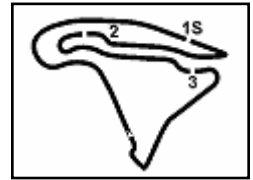
4° 22 A. LOWES (1'37.523)								9° 54 T. RAZGATLIOGLU (1'38.054)							
Lap	Seg.1	Seg.2	Seg.3	Seg.4	Lap Time	km/h	Local Time	Lap	Seg.1	Seg.2	Seg.3	Seg.4	Lap Time	km/h	Local Time
1		23.880	24.813	26.683	237,4	10:11'59.685		1		23.376	23.030	25.760	242,2	10:11'46.904	
2	29.392	26.560	22.661	25.643	1'44.256	257,1	10:13'43.941	2	29.291	21.934	22.306	25.119	1'38.650	279,1	10:13'25.554
3	29.376	23.673	31.889	26.032	1'50.970C	279,1	10:15'34.911	3	29.359	22.403	24.498	25.244	1'41.504C	279,8	10:15'07.058
4	32.252	24.876	23.438	30.285	1'50.851CP	223,6	10:17'25.762	4	29.432	22.210	23.572	30.292	1'45.506CP	282,7	10:16'52.564
5	5'09.396	22.080	22.488	25.056	6'19.020P	282,0	10:23'44.782	5	5'39.558	22.124	22.436	25.103	6'49.221P	283,5	10:23'41.785
6	29.043	21.462	22.129	24.890	1'37.524	285,0	10:25'22.306	6	29.192	21.752	22.225	25.123	1'38.292	288,8	10:25'20.077
7	28.932	21.382	22.299	25.026	1'37.639	288,0	10:26'59.945	7	29.142	21.684	22.146	25.082	1'38.054	290,3	10:26'58.131
8	28.947	22.720	25.615	25.134	1'42.416C	288,8	10:28'42.361	8	29.203	21.718	22.160	24.980	1'38.061	293,5	10:28'36.192
9	29.018	21.548	22.181	24.874	1'37.621	282,7	10:30'19.982	9	29.402	21.782	22.292	25.287	1'38.763	284,2	10:30'14.955
10	28.988	21.478	22.166	24.891	1'37.523	287,2	10:31'57.505	10	29.371	21.474	22.433	25.113	1'38.391	287,2	10:31'53.346

5° 50 E. LAVERTY (1'37.573)								10° 76 L. BAZ (1'38.072)							
Lap	Seg.1	Seg.2	Seg.3	Seg.4	Lap Time	km/h	Local Time	Lap	Seg.1	Seg.2	Seg.3	Seg.4	Lap Time	km/h	Local Time
1		23.263	23.126	26.389	224,1	10:11'46.707		1		22.832	22.960	25.670	243,8	10:11'45.075	
2	29.216	21.779	22.340	24.836	1'38.171	272,0	10:13'24.878	2	29.260	21.851	22.241	24.720	1'38.072	277,6	10:13'23.147
3	29.002	21.330	22.230	25.011	1'37.573	284,2	10:15'02.451	3	29.279	21.722	22.205	1'09.912	2'23.118CP	276,9	10:15'46.265
4	29.002	22.263	26.466	31.253	1'48.984CP	281,3	10:16'51.435	4	10'42.229	22.669	27.697	26.831	1'59.426P	255,9	10:27'45.691
5	6'24.756	23.254	23.067	26.667	7'37.744P	246,6	10:24'29.179	5	29.305	21.632	22.266	24.930	1'38.133	275,5	10:29'23.824
6	29.238	21.677	22.282	25.040	1'38.237	282,0	10:26'07.416	6	29.323	21.573	22.363	24.960	1'38.219	284,2	10:31'02.043
7	29.052	21.458	22.327	25.113	1'37.950	287,2	10:27'45.366	7	29.226	21.688	22.398	24.946	1'38.258	282,0	10:32'40.301
8	29.172	21.392	22.351	25.068	1'37.983	288,8	10:29'23.349								
9	29.106	21.440	22.417	25.323	1'38.286	286,5	10:31'01.635								
10	29.228	21.519	22.462	25.276	1'38.485	288,0	10:32'40.120								

30/09/2018 P = Pits In/Out - C = Lap Time Cancelled

These data/results cannot be reproduced, stored and/or transmitted in whole or in part by any manner of electronic, mechanical, photocopying, recording, broadcasting or otherwise now known or herein after developed without the previous express consent by the copyright owner, except for reproduction in daily press and regular printed publications on sale to the public within 60 days of the event related to those data/results and always provided that copyright symbol appears together as follows below.

© DORNA WSBK ORGANIZATION Srl 2018



ACERBIS French Round, 28 - 30 September 2018 World Superbike - Chronological Analysis Warm Up

11° 7 C. DAVIES (1'38.095)								16° 21 M. RINALDI (1'39.026)							
Lap	Seg.1	Seg.2	Seg.3	Seg.4	Lap Time	km/h	Local Time	Lap	Seg.1	Seg.2	Seg.3	Seg.4	Lap Time	km/h	Local Time
1		23.541	23.333	25.974		230.8	10:12'13.229	1		23.837	23.733	26.323		247.7	10:12'08.240
2	29.788	21.912	22.577	25.171	1'39.448	282,0	10:13'52.677	2	29.918	22.397	22.512	25.382	1'40.209	272,0	10:13'48.449
3	29.438	21.487	22.234	25.070	1'38.229	290,3	10:15'30.906	3	29.843	22.155	22.941	25.756	1'40.695	271,4	10:15'29.144
4	34.671	24.343	23.782	29.789	1'52.585CP	216,9	10:17'23.491	4	33.326	25.193	24.279	30.204	1'53.002CP	203,4	10:17'22.146
5	5'16.642	22.444	22.295	25.299	6'31.680P	253,5	10:23'55.171	5	5'14.847	26.721	23.222	25.688	6'30.478P	258,4	10:23'52.624
6	29.408	21.405	22.103	26.178	1'39.094	288,8	10:25'34.265	6	29.761	21.896	22.542	25.031	1'39.230	274,8	10:25'31.854
7	29.436	21.920	25.095	29.031	1'45.482	287,2	10:27'19.747	7	29.581	22.114	22.401	25.055	1'39.151	276,2	10:27'11.005
8	29.545	21.848	23.605	25.466	1'40.464	288,8	10:29'00.211	8	29.569	21.931	22.473	25.227	1'39.200	274,8	10:28'50.205
9	29.422	21.811	22.280	25.165	1'38.678	290,3	10:30'38.889	9	29.589	21.873	22.352	25.212	1'39.026	276,2	10:30'29.231
10	29.454	21.463	22.219	24.959	1'38.095	288,8	10:32'16.984	10	29.698	21.856	22.399	25.698	1'39.651	274,8	10:32'08.882

12° 81 J. TORRES (1'38.174)								17° 99 P. JACOBSEN (1'39.305)							
Lap	Seg.1	Seg.2	Seg.3	Seg.4	Lap Time	km/h	Local Time	Lap	Seg.1	Seg.2	Seg.3	Seg.4	Lap Time	km/h	Local Time
1		23.930	23.317	26.450		234,8	10:11'48.637	1		23.656	23.775	25.935		226,4	10:11'49.290
2	29.799	22.021	23.010	25.528	1'40.358	274,8	10:13'28.995	2	29.636	22.411	22.650	25.631	1'40.328	264,7	10:13'29.618
3	29.478	21.770	22.310	25.246	1'38.804	282,0	10:15'07.799	3	29.542	21.733	22.599	25.431	1'39.305	275,5	10:15'08.923
4	29.355	22.362	23.269	30.582	1'45.568CP	283,5	10:16'53.367	4	29.523	23.519	23.267	29.649	1'45.958CP	275,5	10:16'54.881
5	5'39.415	22.102	22.439	25.258	6'49.214P	269,3	10:23'42.581	5	5'40.986	22.631	23.096	25.551	6'52.264P	257,1	10:23'47.145
6	29.383	21.690	22.214	25.183	1'38.470	282,7	10:25'21.051	6	29.607	21.823	22.709	25.297	1'39.436	285,7	10:25'26.581
7	29.437	21.664	22.256	25.148	1'38.505	281,3	10:26'59.556	7	29.674	21.775	22.691	25.470	1'39.610	286,5	10:27'06.191
8	29.422	21.832	22.196	27.480	1'40.930	282,0	10:28'40.486	8	29.979	22.482	22.869	25.765	1'41.095	286,5	10:28'47.286
9	29.339	21.555	22.174	25.106	1'38.174	282,7	10:30'18.660	9	29.738	21.783	22.699	25.545	1'39.765	283,5	10:30'27.051
10	29.366	21.663	22.239	25.056	1'38.324	287,2	10:31'56.984	10	29.758	21.789	22.745	25.620	1'39.912	291,1	10:32'06.963

13° 45 J. GAGNE (1'38.291)								18° 11 J. GUARNONI (1'39.869)							
Lap	Seg.1	Seg.2	Seg.3	Seg.4	Lap Time	km/h	Local Time	Lap	Seg.1	Seg.2	Seg.3	Seg.4	Lap Time	km/h	Local Time
1		23.307	23.155	26.407		227,4	10:11'47.184	1		23.989	23.649	26.223		232,3	10:11'50.239
2	29.326	22.234	22.363	25.356	1'39.279	262,8	10:13'26.463	2	30.126	22.457	22.893	26.008	1'41.484	268,7	10:13'31.723
3	29.023	21.899	22.303	25.426	1'38.651	276,2	10:15'05.114	3	30.033	22.122	22.652	28.363	1'43.170	268,0	10:15'14.893
4	29.268	22.692	23.901	30.982	1'46.843CP	280,5	10:16'51.957	4	30.105	25.899	25.495	30.908	1'52.407CP	241,1	10:17'07.300
5	5'47.438	22.479	22.661	25.704	6'58.282P	257,1	10:23'50.239	5	5'42.781	23.097	23.397	25.943	6'55.218P	256,5	10:24'02.518
6	29.308	21.890	22.176	25.206	1'38.580	280,5	10:25'28.819	6	29.982	22.139	22.735	25.609	1'40.465	276,2	10:25'42.983
7	29.129	21.730	22.249	25.183	1'38.291	279,1	10:27'07.110	7	30.028	22.088	22.645	25.553	1'40.314	276,2	10:27'23.297
8	29.210	21.744	22.472	25.197	1'38.623	279,1	10:28'45.733	8	30.189	21.871	22.676	25.463	1'40.199	276,9	10:29'03.496
9	29.590	22.034	22.750	25.504	1'39.878	279,8	10:30'25.611	9	29.978	21.926	22.578	25.387	1'39.869	276,9	10:30'43.365
10	34.442	23.042	22.540	25.914	1'45.938	262,8	10:32'11.549	10	30.067	23.294	22.695	28.816	1'51.872C	276,2	10:32'35.237

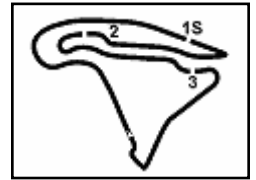
14° 2 L. CAMIER (1'38.292)								19° 96 J. SMRZ (1'39.880)							
Lap	Seg.1	Seg.2	Seg.3	Seg.4	Lap Time	km/h	Local Time	Lap	Seg.1	Seg.2	Seg.3	Seg.4	Lap Time	km/h	Local Time
1		23.786	23.156	26.106		234,8	10:12'29.400	1		23.871	26.909	31.879		237,4	10:12'00.194
2	29.728	22.016	22.418	25.469	1'39.631	270,0	10:14'09.031	2	29.899	22.647	22.922	25.884	1'41.352	266,7	10:13'41.546
3	29.497	21.494	22.313	27.401	1'40.705CP	290,3	10:15'49.736	3	29.702	22.555	22.819	25.989	1'41.065	266,0	10:15'22.611
4	6'48.967	22.366	22.814	25.658	7'59.805P	266,0	10:23'49.541	4	29.803	26.703	26.588	33.297	1'56.391CP	238,9	10:17'19.002
5	29.340	21.676	22.353	25.021	1'38.390	289,5	10:25'27.931	5	5'32.203	23.348	23.570	26.098	6'45.219P	247,7	10:24'04.221
6	29.171	21.818	22.378	28.600	1'41.967	282,0	10:27'09.898	6	29.595	22.520	22.768	25.533	1'40.416	266,0	10:25'42.637
7	29.342	21.578	22.375	24.997	1'38.292	291,9	10:28'48.190	7	29.484	22.278	22.536	25.582	1'39.880	268,0	10:27'24.517
8	29.291	21.754	22.414	26.690	1'40.149	285,7	10:30'28.339	8	29.465	22.445	22.621	25.703	1'40.234	271,4	10:29'04.751
9	29.402	21.673	22.251	25.548	1'38.874	290,3	10:32'07.213	9	29.645	22.127	22.601	25.664	1'40.037	269,3	10:30'44.788
								10	29.605	22.229	22.640	27.561	1'42.035	266,7	10:32'26.823

15° 36 L. MERCADO (1'38.469)								20° 40 R. RAMOS (1'40.734)								
Lap	Seg.1	Seg.2	Seg.3	Seg.4	Lap Time	km/h	Local Time	Lap	Seg.1	Seg.2	Seg.3	Seg.4	Lap Time	km/h	Local Time	
1		23.819	23.286	25.740		241,1	10:11'48.137	1		23.407	22.862	26.098		250,0	10:11'47.427	
2	29.532	22.104	22.481	25.259	1'39.376	271,4	10:13'27.513	2	29.689	22.580	23.011	27.088	1'42.368C	263,4	10:13'29.795	
3	29.445	21.625	22.265	25.134	1'38.469	284,2	10:15'05.982	3	30.510	22.248	22.549	25.427	1'40.734	262,8	10:15'10.529	
4	29.352	22.489	23.825	29.352	1'45.018CP	282,0	10:16'51.000	4	29.667	23.189	23.488	28.325	1'44.669CP	278,4	10:16'55.198	
5	6'04.048	23.095	22.798	25.225	7'15.166P	253,5	10:24'06.166	5	5'38.059	22.443	22.611	25.303	6'48.416P	265,4	10:23'43.614	
6	29.646	21.659	22.251	25.151	1'38.707	282,0	10:25'44.873	6	31.629	23.024	23.284	25.498	1'43.435	274,8	10:25'27.049	
7	29.295	21.780	22.178	25.275	1'38.528	276,9	10:27'23.401	7	29.760	22.703	23.199	27.284	1'42.946CP	276,9	10:27'09.995	
8	29.641	21.704	22.333	25.184	1'38.862	285,7	10:29'02.263	8	4'23.400	22.644	22.915	25.320	5'34.279P	276,2	10:32'44.274	
9	29.456	21.738	22.373	25.148	1'38.715	285,0	10:30'40.978									
10	29.503	21.664	22.466	25.129	1'38.762	285,7	10:32'19.740									

30/09/2018 P = Pits In/Out - C = Lap Time Cancelled

These data/results cannot be reproduced, stored and/or transmitted in whole or in part by any manner of electronic, mechanical, photocopying, recording, broadcasting or otherwise now known or herein after developed without the previous express consent by the copyright owner, except for reproduction in daily press and regular printed publications on sale to the public within 60 days of the event related to those data/results and always provided that copyright symbol appears together as follows below.

© DORNA WSBK ORGANIZATION Srl 2018



Magny-Cours 4.411 m

3 / 3

ACERBIS French Round, 28 - 30 September 2018 World Superbike - Chronological Analysis Warm Up

21° 121 M. LUSSIANA (1'43.881)							
Lap	Seg.1	Seg.2	Seg.3	Seg.4	Lap Time	km/h	Local Time
1		24.509	24.136	27.059		238,4	10:12'51.278
2	30.787	23.102	23.527	26.465	1'43.881	262,8	10:14'35.159
3	31.168	22.627	23.896	33.984	1'51.675CP	268,0	10:16'26.834
4	7'01.844				8'44.859P		10:25'11.693

30/09/2018 P = Pits In/Out - C = Lap Time Cancelled

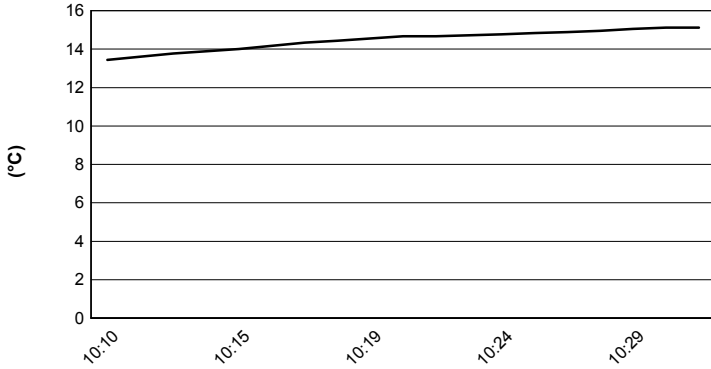
These data/results cannot be reproduced, stored and/or transmitted in whole or in part by any manner of electronic, mechanical, photocopying, recording, broadcasting or otherwise now known or herein after developed without the previous express consent by the copyright owner, except for reproduction in daily press and regular printed publications on sale to the public within 60 days of the event related to those data/results and always provided that copyright symbol appears together as follows below.

© DORNA WSBK ORGANIZATION Srl 2018

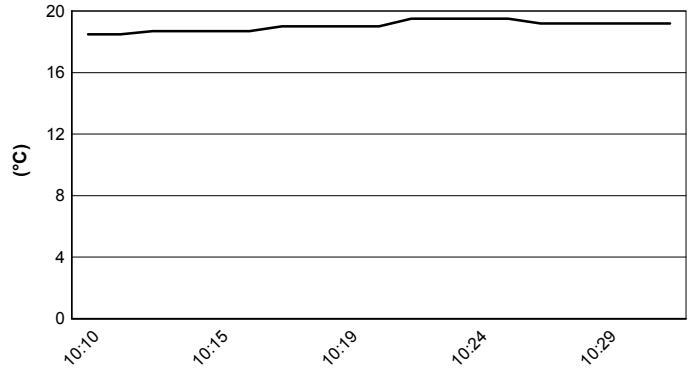


ACERBIS French Round, 28 - 30 September 2018
World Superbike - Weather Report Warm Up
 Session started 10:10 - Session ended 10:32

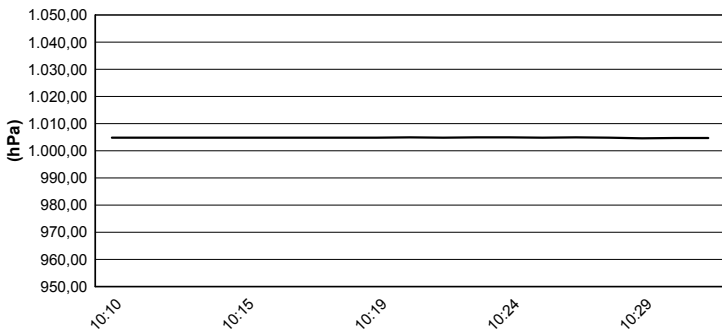
Air Temperature



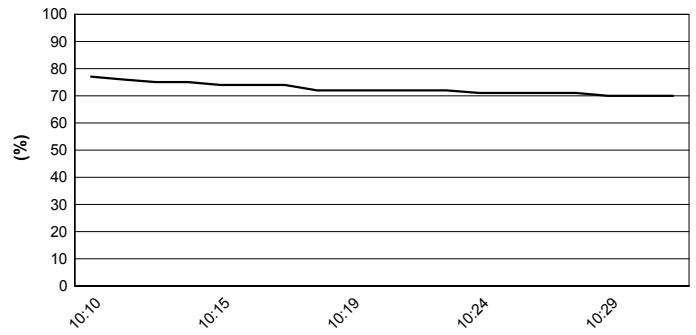
Track Temperature



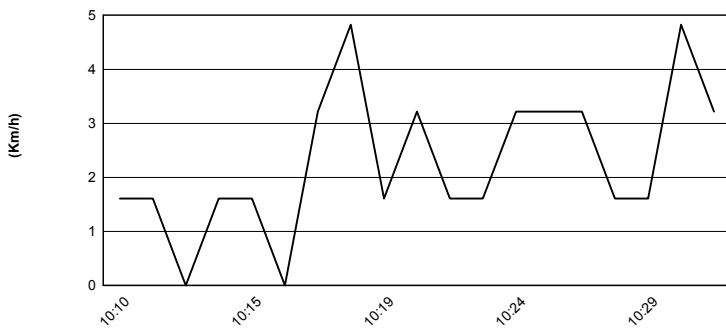
Air Pressure



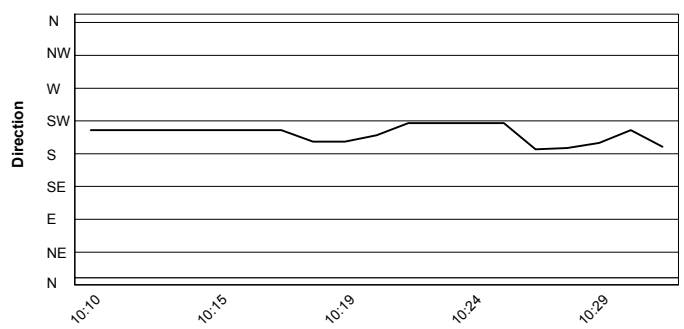
Humidity



Wind Speed



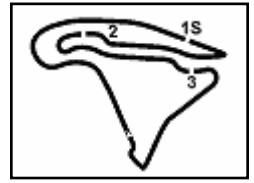
Wind Direction



30/09/2018

These data/results cannot be reproduced, stored and/or transmitted in whole or in part by any manner of electronic, mechanical, photocopying, recording, broadcasting or otherwise now known or herein after developed without the previous express consent by the copyright owner, except for reproduction in daily press and regular printed publications on sale to the public within 60 days of the event related to those data/results and always provided that copyright symbol appears together as follows below.

© DORNA WSBK ORGANIZATION Srl 2018



Magny-Cours 4.411 m

ACERBIS French Round, 28 - 30 September 2018

World Superbike - Starting Grid - Race 2

21 Laps x 4,411 km = 92,631 km

3	33 MELANDRI M. Ducati	2	7 DAVIES C. Ducati	1	32 SAVADORI L. Aprilia	1
6	50 LAVERTY E. Aprilia	5	54 RAZGATLIOGLU T. Kawasaki	4	60 VAN DER MARK M. Yamaha	2
9	1 REA J. Kawasaki	8	66 SYKES T. Kawasaki	7	12 FORES X. Ducati	3
12	76 BAZ L. BMW	11	21 RINALDI M. Ducati	10	22 LOWES A. Yamaha	4
15	81 TORRES J. MV Agusta	14	45 GAGNE J. Honda	13	2 CAMIER L. Honda	5
18	40 RAMOS R. Kawasaki	17	99 JACOBSEN P. Honda	16	36 MERCADO L. Kawasaki	6
21	121 LUSSIANA M. Aprilia	20	96 SMRZ J. Yamaha	19	11 GUARNONI J. Kawasaki	7

30/09/2018 Jury President

These data/results cannot be reproduced, stored and/or transmitted in whole or in part by any manner of electronic, mechanical, photocopying, recording, broadcasting or otherwise now known or herein after developed without the previous express consent by the copyright owner, except for reproduction in daily press and regular printed publications on sale to the public within 60 days of the event related to those data/results and always provided that copyright symbol appears together as follows below.

© DORNA WSBK ORGANIZATION Srl 2018

FKR PERUGIA TIMING



Official Tyre Supplier



Official Timekeeper