

ACERBIS French Round, 28 - 30 September 2018

World Supersport - Biographical Entry List

Magny-Cours 4.411 m

No.	Rider (Abbreviation)	Nat	Bike	Wins	Podiums	Pole	Races	Tyres	Class
Age	Date of Birth	Place of Birth	Team	2018	2018	2018	2018		
1	DE ROSA Raffaele (DeR) 31 25/03/1987	ITA	MV Agusta F3 675 MV Agusta Reparto Corse by Vamaq		7 6		37 9	Pirelli	
2	PEROLARI Corentin (Per) 20 13/04/1998	FRA	Yamaha YZF R6 GMT94 Yamaha				4 4	Pirelli	
3	CALERO Nacho (Cal) 27 05/07/1991	ESP	Kawasaki ZX-6R Orelac Racing VerdNatura				66 9	Pirelli	
4	CORTESE Sandro (Cor) 28 06/01/1990	GER	Yamaha YZF R6 Kallio Racing	2 2	5 5	3 3	9 9	Pirelli	
5	MURLEY Alex (Mur) 19 20/06/1999	GBR	Honda CBR600RR GEMAR Team Lorini				1 1	Pirelli	
6	COPPOLA Alfonso (Cop) 21 15/09/1997	ITA	Yamaha YZF R6 GRT Yamaha Official WorldSSP Junior Team				7 7	Pirelli	ESS
7	CLUZEL Jules (Clu) 29 12/10/1988	FRA	Yamaha YZF R6 NRT	15 3	38 5	20 1	66 9	Pirelli	
8	KRUMMENACHER Randy (Kru) 28 24/02/1990	SUI	Yamaha YZF R6 BARDAHL Evan Bros. WorldSSP Team	2 1	6 3	1	21 9	Pirelli	
9	VAN LEUVEN Kevin (vLe) 28 26/04/1990	NED	Kawasaki ZX-6R EAB antwest Racing				1	Pirelli	
10	ITURRIOZ Javier Ezequiel (Itu) 28 09/09/1990	ARG	Kawasaki ZX-6R Team GoEleven Kawasaki				9 5	Pirelli	
11	GRADINGER Thomas (Gra) 22 11/08/1996	AUT	Yamaha YZF R6 NRT				10 9	Pirelli	
12	SOOMER Hannes (Soo) 20 17/02/1998	EST	Honda CBR600RR Racedays				22 9	Pirelli	
13	HARTOG Rob (Har) 26 26/03/1992	NED	Kawasaki ZX-6R Team Hartog - Against Cancer				16 7	Pirelli	ESS
14	HORNSEY Sam (Hor) 24 04/02/1994	GBR	Triumph Daytona 675 Profile Racing				4 1	Pirelli	
15	SEBESTYEN Peter (Seb) 24 16/05/1994	HUN	Honda CBR600RR CIA Landlord Insurance Honda				14 5	Pirelli	
16	CARICASULO Federico (Car) 22 06/04/1996	ITA	Yamaha YZF R6 GRT Yamaha Official WorldSSP Team	4 2	9 4	3 1	32 8	Pirelli	
17*	MATERN Gaetan (Mat) 21 14/04/1997	FRA	Kawasaki ZX-6R Fiembbo Leader Team					Pirelli	
18**	MUZIO Marco (Muz) 36 03/03/1982	ITA	Yamaha YZF R6 The BlackSheep Team					Pirelli	
19	VAN SIKKELERUS Jaimie (vSk) 21 25/05/1997	NED	Honda CBR600RR GEMAR Team Lorini				19 8	Pirelli	
20	TESSELS Wayne (Tes) 24 21/04/1994	NED	Kawasaki ZX-6R Chromeburner Wayne's Racingteam MTM				7 7	Pirelli	ESS
21	OKUBO Hikari (Oku) 25 11/08/1993	JPN	Kawasaki ZX-6R Kawasaki Puccetti Racing				32 9	Pirelli	
22*	BAU Maximilien (Bau) 19 02/02/1999	FRA	Yamaha YZF R6 MAXIGP108					Pirelli	
23	STAPLEFORD Luke (Sta) 27 11/07/1991	GBR	Yamaha YZF R6 Profile Racing			1	34 9	Pirelli	
24**	PEKKANEN Pauli (Pek) 35 30/03/1983	FIN	Triumph Daytona 675 Paukku Racing				1	Pirelli	
25	CRESSON Loris (Cre) 20 14/08/1998	BEL	Yamaha YZF R6 Kallio Racing				15 8	Pirelli	
26	BADOVINI Ayrton (Bad) 32 31/05/1986	ITA	MV Agusta F3 675 MV Agusta Reparto Corse by Vamaq	1	2		18 9	Pirelli	
27	STANGE Christian (Stg) 20 05/06/1998	GER	Kawasaki ZX-6R Team GoEleven Kawasaki				2 2	Pirelli	
28	BARBERA Hector (Bar) 31 02/11/1986	ESP	Kawasaki ZX-6R Kawasaki Puccetti Racing				1 1	Pirelli	
29	SMITH Kyle (Smi) 27 16/09/1991	GBR	Honda CBR600RR CIA Landlord Insurance Honda	3	7		45 9	Pirelli	
30	MAHIAS Lucas (Mah) 29 14/04/1989	FRA	Yamaha YZF R6 GRT Yamaha Official WorldSSP Team	3 1	11 2	5 4	32 9	Pirelli	

28/09/2018

* = Wild Card

** = One Event

These data/results cannot be reproduced, stored and/or transmitted in whole or in part by any manner of electronic, mechanical, photocopying, recording, broadcasting or otherwise now known or herein after developed without the previous express consent by the copyright owner, except for reproduction in daily press and regular printed publications on sale to the public within 60 days of the event related to those data/results and always provided that copyright symbol appears together as follows below.

© DORNA WSBK ORGANIZATION Srl 2018

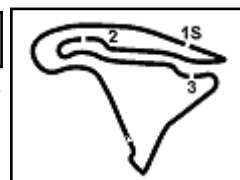
FIAT PERUGIA TIMING



Official Tyre Supplier



Official Timekeeper



ACERBIS French Round, 28 - 30 September 2018

World Supersport - Results Free Practice 1st Session

No.	Rider	Nat	Team	Bike	Class	Time	Gap	Rel.	Laps	Speed	
										Avg	Max
1	11 S. CORTESE	GER	Kallio Racing	Yamaha YZF R6		1'41.455			20	156,519	266,7
2	16 J. CLUZEL	FRA	NRT	Yamaha YZF R6		1'41.570	0.115	0.115	15	156,341	264,7
3	144 L. MAHIAS	FRA	GRT Yamaha Official WorldSSP Team	Yamaha YZF R6		1'41.651	0.196	0.081	13	156,217	257,1
4	64 F. CARICASULO	ITA	GRT Yamaha Official WorldSSP Team	Yamaha YZF R6		1'41.797	0.342	0.146	19	155,993	262,1
5	21 R. KRUMMENACHER	SUI	BARDAHL Evan Bros. WorldSSP Team	Yamaha YZF R6		1'42.148	0.693	0.351	18	155,457	261,5
6	6 C. PEROLARI	FRA	GMT94 Yamaha	Yamaha YZF R6		1'42.279	0.824	0.131	18	155,258	260,9
7	111 K. SMITH	GBR	CIA Landlord Insurance Honda	Honda CBR600RR		1'42.595	1.140	0.316	16	154,779	255,9
8	86 A. BADOVINI	ITA	MV Agusta Reparto Corse by Vomag	MV Agusta F3 675		1'42.740	1.285	0.145	19	154,561	257,1
9	3 R. DE ROSA	ITA	MV Agusta Reparto Corse by Vomag	MV Agusta F3 675		1'42.798	1.343	0.058	18	154,474	260,2
10	38 H. SOOMER	EST	Racedays	Honda CBR600RR		1'42.821	1.366	0.023	17	154,439	259,0
11	78 H. OKUBO	JPN	Kawasaki Puccetti Racing	Kawasaki ZX-6R		1'43.137	1.682	0.316	16	153,966	260,9
12	81 L. STAPLEFORD	GBR	Profile Racing	Yamaha YZF R6		1'43.176	1.721	0.039	17	153,908	257,1
13	36 T. GRADINGER	AUT	NRT	Yamaha YZF R6		1'43.366	1.911	0.190	17	153,625	262,1
14	47 R. HARTOG	NED	Team Hartog - Against Cancer	Kawasaki ZX-6R	ESS	1'43.709	2.254	0.343	18	153,117	257,1
15	56 P. SEBESTYEN	HUN	CIA Landlord Insurance Honda	Honda CBR600RR		1'43.778	2.323	0.069	20	153,015	259,0
16	98 H. BARBERA	ESP	Kawasaki Puccetti Racing	Kawasaki ZX-6R		1'43.841	2.386	0.063	22	152,922	257,1
17	82 P. PEKKANEN	FIN	Paukku Racing	Triumph Daytona 675		1'43.992	2.537	0.151	16	152,700	256,5
18	77 W. TESSELS	NED	Chromeburner Wayne's Racingteam MitM	Kawasaki ZX-6R	ESS	1'44.027	2.572	0.035	21	152,649	257,1
19	80 M. BAU	FRA	MAXIGP108	Yamaha YZF R6		1'44.089	2.634	0.062	22	152,558	258,4
20	88 C. STANGE	GER	Team GoEleven Kawasaki	Kawasaki ZX-6R		1'44.374	2.919	0.285	22	152,141	257,8
21	84 L. CRESSON	BEL	Kallio Racing	Yamaha YZF R6		1'44.821	3.366	0.447	16	151,493	263,4
22	34 J. ITURRIOZ	ARG	Team GoEleven Kawasaki	Kawasaki ZX-6R		1'44.962	3.507	0.141	22	151,289	251,2
23	49 S. HORNSEY	GBR	Profile Racing	Triumph Daytona 675		1'45.260	3.805	0.298	17	150,861	247,7
24	33 K. VAN LEUVEN	NED	EAB antwest Racing	Kawasaki ZX-6R		1'45.301	3.846	0.041	20	150,802	257,8
25	10 N. CALERO	ESP	Orelac Racing VerdNatura	Kawasaki ZX-6R		1'45.362	3.907	0.061	16	150,715	253,5
26	67 G. MATERN	FRA	Flembbo Leader Team	Kawasaki ZX-6R		1'45.658	4.203	0.296	18	150,292	248,8
27	74 J. VAN SIKKELERUS	NED	GEMAR Team Lorini	Honda CBR600RR		1'45.695	4.240	0.037	18	150,240	251,7
28	71 M. MUZIO	ITA	The BlackSheep Team	Yamaha YZF R6		1'46.274	4.819	0.579	22	149,421	253,5
29	15 A. COPPOLA	ITA	GRT Yamaha Official WorldSSP Junior Team	Yamaha YZF R6	ESS	1'47.802	6.347	1.528	2	147,303	245,5
----- Out 107% in this Session -----											
30	12 A. MURLEY	GBR	GEMAR Team Lorini	Honda CBR600RR		1'48.564	7.109	0.762	18	146,269	243,8

Qualifying Lap Time (107% of 1'41.455): **1'48.558**

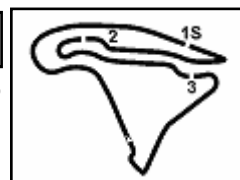
AIR	Humidity:	57%	Temp:	19°C
TRACK	Condition:	Dry	Temp:	23°C

Records	Pole (QP)	2014 J.Cluzel	1'40.550	157,930	Km/h
	Race (RC)	2009 C.Crutchlow	1'41.407	156,590	Km/h
	Circuit (QP)	2014 J.Cluzel	1'40.550	157,930	Km/h

Start 28/09/2018 10:40 End 11:31 The results are provisional until the end of the time limit for protests and appeals and the completion of the technical checks.

These data/results cannot be reproduced, stored and/or transmitted in whole or in part by any manner of electronic, mechanical, photocopying, recording, broadcasting or otherwise now known or herein after developed without the previous express consent by the copyright owner, except for reproduction in daily press and regular printed publications on sale to the public within 60 days of the event related to those data/results and always provided that copyright symbol appears together as follows below.

© DORNA WSBK ORGANIZATION Srl 2018



ACERBIS French Round, 28 - 30 September 2018

World Supersport - Results Free Practice 1st Session

Session Highlights

Local Time	No. Rider	Description
10.40.00		Start
10.40.14		WorldSSP Pit Intervention Time: 1min 00secs
10.41.29	77 W. TESSELS	Check Transponder Battery
10.41.47	67 G. MATERN	Current Lap Cancelled - Exceeded Track Limits - Turn 6
10.46.02	16 J. CLUZEL	Current Lap Cancelled - Exceeded Track Limits - Turn 11
10.46.28	77 W. TESSELS	Current Lap Cancelled - Exceeded Track Limits - Turn 6
10.46.43	3 R. DE ROSA	Crashed - Turn 5
10.46.57	3 R. DE ROSA	Re-joined
10.47.01	88 C. STANGE	Current Lap Cancelled - Exceeded Track Limits - Turn 11
10.47.24	15 A. COPPOLA	Technical Problem - Turn 3
10.48.48	84 L. CRESSON	Current Lap Cancelled - Exceeded Track Limits - Turn 11
10.51.55	77 W. TESSELS	Current Lap Cancelled - Exceeded Track Limits - Turn 6
10.53.56	34 J. ITURRIOZ	Current Lap Cancelled - Exceeded Track Limits - Turn 11
10.55.30	38 H. SOOMER	Current Lap Cancelled - Exceeded Track Limits - Turn 11
11.01.15	34 J. ITURRIOZ	Current Lap Cancelled - Exceeded Track Limits - Turn 11
11.02.05	144 L. MAHIAS	Crashed - Turn 13
11.02.15	144 L. MAHIAS	Re-joined
11.08.09	47 R. HARTOG	Current Lap Cancelled - Exceeded Track Limits - Turn 11
11.11.48	10 N. CALERO	Current Lap Cancelled - Exceeded Track Limits - Turn 11
11.12.36	11 S. CORTESE	On Asphalt - Re-Joined - Turn 15
11.15.21	111 K. SMITH	Current Lap Cancelled - Exceeded Track Limits - Turn 11
11.15.22	33 K. VAN LEUVEN	Current Lap Cancelled - Exceeded Track Limits - Turn 11
11.15.51	88 C. STANGE	Current Lap Cancelled - Exceeded Track Limits - Turn 11
11.15.53	34 J. ITURRIOZ	Current Lap Cancelled - Exceeded Track Limits - Turn 11
11.18.54	78 H. OKUBO	Current Lap Cancelled - Exceeded Track Limits - Turn 11
11.21.17	88 C. STANGE	Current Lap Cancelled - Exceeded Track Limits - Turn 11
11.24.17	77 W. TESSELS	Current Lap Cancelled - Exceeded Track Limits - Turn 6
11.24.24	82 P. PEKKANEN	Crashed - Turn 13
11.29.02	111 K. SMITH	Crashed - Turn 12
11.31.54		End Of Session

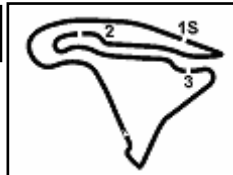
Fastest Laps Sequence

No. Rider	Nat	Team	Bike	Local Time	Time	Gap	Avg
64 F. CARICASULO	ITA	GRT Yamaha Official WorldSSP Team	Yamaha YZF R6	10:43'45.657	1'46.001		149,806
16 J. CLUZEL	FRA	NRT	Yamaha YZF R6	10:44'45.951	1'43.556	-2.445	153,343
64 F. CARICASULO	ITA	GRT Yamaha Official WorldSSP Team	Yamaha YZF R6	10:45'29.050	1'43.393	-0.163	153,585
6 C. PEROLARI	FRA	GMT94 Yamaha	Yamaha YZF R6	10:45'52.712	1'43.259	-0.134	153,784
144 L. MAHIAS	FRA	GRT Yamaha Official WorldSSP Team	Yamaha YZF R6	10:46'38.638	1'42.411	-0.848	155,058
144 L. MAHIAS	FRA	GRT Yamaha Official WorldSSP Team	Yamaha YZF R6	10:48'20.999	1'42.361	-0.050	155,133
144 L. MAHIAS	FRA	GRT Yamaha Official WorldSSP Team	Yamaha YZF R6	10:50'02.701	1'41.702	-0.659	156,139
16 J. CLUZEL	FRA	NRT	Yamaha YZF R6	11:26'53.264	1'41.570	-0.132	156,341
11 S. CORTESE	GER	Kallio Racing	Yamaha YZF R6	11:30'31.890	1'41.455	-0.115	156,519

Start End The results are provisional until the end of the time limit for protests and appeals
28/09/2018 10:40 11:31 and the completion of the technical checks.

These data/results cannot be reproduced, stored and/or transmitted in whole or in part by any manner of electronic, mechanical, photocopying, recording, broadcasting or otherwise now known or herein after developed without the previous express consent by the copyright owner, except for reproduction in daily press and regular printed publications on sale to the public within 60 days of the event related to those data/results and always provided that copyright symbol appears together as follows below.

© DORNA WSBK ORGANIZATION Srl 2018



Magny-Cours 4.411 m

ACERBIS French Round, 28 - 30 September 2018

World Supersport - Best Sectors & Speed Free Practice 1st Session

BEST LAP			
1	11 S. CORTESE	Yamaha YZF R6	1'41.455
2	16 J. CLUZEL	Yamaha YZF R6	1'41.570
3	144 L. MAHIAS	Yamaha YZF R6	1'41.651
4	64 F. CARICASULO	Yamaha YZF R6	1'41.797
5	21 R. KRUMMENACHER	Yamaha YZF R6	1'42.148
6	6 C. PEROLARI	Yamaha YZF R6	1'42.279
7	111 K. SMITH	Honda CBR600RR	1'42.595
8	86 A. BADOVINI	MV Agusta F3 675	1'42.740
9	3 R. DE ROSA	MV Agusta F3 675	1'42.798
10	38 H. SOOMER	Honda CBR600RR	1'42.821
11	78 H. OKUBO	Kawasaki ZX-6R	1'43.137
12	81 L. STAPLEFORD	Yamaha YZF R6	1'43.176
13	36 T. GRADINGER	Yamaha YZF R6	1'43.366
14	47 R. HARTOG	Kawasaki ZX-6R	1'43.709
15	56 P. SEBESTYEN	Honda CBR600RR	1'43.778
16	98 H. BARBERA	Kawasaki ZX-6R	1'43.841
17	82 P. PEKKANEN	Triumph Daytona 675	1'43.992
18	77 W. TESSELS	Kawasaki ZX-6R	1'44.027
19	80 M. BAU	Yamaha YZF R6	1'44.089
20	88 C. STANGE	Kawasaki ZX-6R	1'44.374
21	84 L. CRESSON	Yamaha YZF R6	1'44.821
22	34 J. ITURRIOZ	Kawasaki ZX-6R	1'44.962
23	49 S. HORNSEY	Triumph Daytona 675	1'45.260
24	33 K. VAN LEUVEN	Kawasaki ZX-6R	1'45.301
25	10 N. CALERO	Kawasaki ZX-6R	1'45.362
26	67 G. MATERN	Kawasaki ZX-6R	1'45.658
27	74 J. VAN SIKKELERUS	Honda CBR600RR	1'45.695
28	71 M. MUZIO	Yamaha YZF R6	1'46.274
29	15 A. COPPOLA	Yamaha YZF R6	1'47.802
30	12 A. MURLEY	Honda CBR600RR	1'48.564

SPEED			
1	11 S. CORTESE	Yamaha YZF R6	266,7
2	16 J. CLUZEL	Yamaha YZF R6	264,7
3	84 L. CRESSON	Yamaha YZF R6	263,4
4	64 F. CARICASULO	Yamaha YZF R6	262,1
5	36 T. GRADINGER	Yamaha YZF R6	262,1
6	21 R. KRUMMENACHER	Yamaha YZF R6	261,5
7	6 C. PEROLARI	Yamaha YZF R6	260,9
8	78 H. OKUBO	Kawasaki ZX-6R	260,9
9	3 R. DE ROSA	MV Agusta F3 675	260,2
10	38 H. SOOMER	Honda CBR600RR	259,0
11	56 P. SEBESTYEN	Honda CBR600RR	259,0
12	80 M. BAU	Yamaha YZF R6	258,4
13	88 C. STANGE	Kawasaki ZX-6R	257,8
14	33 K. VAN LEUVEN	Kawasaki ZX-6R	257,8
15	86 A. BADOVINI	MV Agusta F3 675	257,1
16	81 L. STAPLEFORD	Yamaha YZF R6	257,1
17	47 R. HARTOG	Kawasaki ZX-6R	257,1
18	144 L. MAHIAS	Yamaha YZF R6	257,1
19	77 W. TESSELS	Kawasaki ZX-6R	257,1
20	98 H. BARBERA	Kawasaki ZX-6R	257,1
21	82 P. PEKKANEN	Triumph Daytona 675	256,5
22	111 K. SMITH	Honda CBR600RR	255,9
23	10 N. CALERO	Kawasaki ZX-6R	253,5
24	71 M. MUZIO	Yamaha YZF R6	253,5
25	74 J. VAN SIKKELERUS	Honda CBR600RR	251,7
26	34 J. ITURRIOZ	Kawasaki ZX-6R	251,2
27	67 G. MATERN	Kawasaki ZX-6R	248,8
28	49 S. HORNSEY	Triumph Daytona 675	247,7
29	15 A. COPPOLA	Yamaha YZF R6	245,5
30	12 A. MURLEY	Honda CBR600RR	243,8

SEG. 1		
1	16 J. CLUZEL	30.561
2	11 S. CORTESE	30.661
3	21 R. KRUMMENACHER	30.740
4	6 C. PEROLARI	30.897
5	144 L. MAHIAS	30.903
6	64 F. CARICASULO	30.954
7	36 T. GRADINGER	30.974
8	111 K. SMITH	31.028
9	38 H. SOOMER	31.060
10	47 R. HARTOG	31.065
11	3 R. DE ROSA	31.092
12	78 H. OKUBO	31.114
13	56 P. SEBESTYEN	31.129
14	98 H. BARBERA	31.194
15	82 P. PEKKANEN	31.207
16	77 W. TESSELS	31.251
17	81 L. STAPLEFORD	31.257
18	84 L. CRESSON	31.289
19	86 A. BADOVINI	31.328
20	80 M. BAU	31.330
21	33 K. VAN LEUVEN	31.333
22	88 C. STANGE	31.492
23	34 J. ITURRIOZ	31.697
24	10 N. CALERO	31.780
25	71 M. MUZIO	31.785
26	74 J. VAN SIKKELERUS	31.864
27	49 S. HORNSEY	31.891
28	67 G. MATERN	32.092
29	15 A. COPPOLA	32.180
30	12 A. MURLEY	32.591

SEG. 2		
1	144 L. MAHIAS	22.099
2	11 S. CORTESE	22.231
3	64 F. CARICASULO	22.243
4	16 J. CLUZEL	22.249
5	6 C. PEROLARI	22.330
6	111 K. SMITH	22.358
7	21 R. KRUMMENACHER	22.379
8	3 R. DE ROSA	22.410
9	81 L. STAPLEFORD	22.443
10	86 A. BADOVINI	22.458
11	78 H. OKUBO	22.589
12	36 T. GRADINGER	22.650
13	38 H. SOOMER	22.663
14	80 M. BAU	22.680
15	56 P. SEBESTYEN	22.692
16	47 R. HARTOG	22.742
17	98 H. BARBERA	22.747
18	82 P. PEKKANEN	22.829
19	88 C. STANGE	22.851
20	77 W. TESSELS	22.888
21	84 L. CRESSON	22.905
22	33 K. VAN LEUVEN	23.118
23	34 J. ITURRIOZ	23.130
24	10 N. CALERO	23.156
25	71 M. MUZIO	23.201
26	49 S. HORNSEY	23.206
27	74 J. VAN SIKKELERUS	23.267
28	67 G. MATERN	23.367
29	12 A. MURLEY	23.740
30	15 A. COPPOLA	23.816

SEG. 3		
1	144 L. MAHIAS	22.691
2	64 F. CARICASULO	22.692
3	16 J. CLUZEL	22.711
4	11 S. CORTESE	22.751
5	6 C. PEROLARI	22.821
6	111 K. SMITH	22.837
7	86 A. BADOVINI	22.892
8	38 H. SOOMER	22.954
9	21 R. KRUMMENACHER	22.971
10	3 R. DE ROSA	23.031
11	36 T. GRADINGER	23.171
12	78 H. OKUBO	23.223
13	77 W. TESSELS	23.229
14	98 H. BARBERA	23.257
15	47 R. HARTOG	23.273
16	81 L. STAPLEFORD	23.300
17	80 M. BAU	23.312
18	56 P. SEBESTYEN	23.335
19	88 C. STANGE	23.412
20	49 S. HORNSEY	23.418
21	33 K. VAN LEUVEN	23.457
22	82 P. PEKKANEN	23.502
23	34 J. ITURRIOZ	23.608
24	67 G. MATERN	23.651
25	74 J. VAN SIKKELERUS	23.740
26	10 N. CALERO	23.743
27	84 L. CRESSON	23.761
28	71 M. MUZIO	23.961
29	15 A. COPPOLA	24.339
30	12 A. MURLEY	24.523

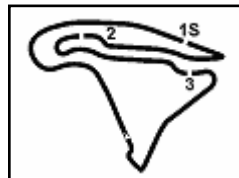
SEG. 4		
1	144 L. MAHIAS	25.563
2	21 R. KRUMMENACHER	25.707
3	11 S. CORTESE	25.727
4	64 F. CARICASULO	25.792
5	16 J. CLUZEL	25.830
6	38 H. SOOMER	25.949
7	81 L. STAPLEFORD	25.965
8	111 K. SMITH	25.988
9	36 T. GRADINGER	26.014
10	86 A. BADOVINI	26.031
11	6 C. PEROLARI	26.048
12	78 H. OKUBO	26.124
13	3 R. DE ROSA	26.168
14	34 J. ITURRIOZ	26.338
15	47 R. HARTOG	26.348
16	98 H. BARBERA	26.403
17	56 P. SEBESTYEN	26.408
18	82 P. PEKKANEN	26.410
19	88 C. STANGE	26.422
20	77 W. TESSELS	26.428
21	84 L. CRESSON	26.470
22	80 M. BAU	26.540
23	67 G. MATERN	26.548
24	49 S. HORNSEY	26.619
25	10 N. CALERO	26.628
26	33 K. VAN LEUVEN	26.703
27	74 J. VAN SIKKELERUS	26.750
28	71 M. MUZIO	27.024
29	15 A. COPPOLA	27.131
30	12 A. MURLEY	27.359

28/09/2018

These data/results cannot be reproduced, stored and/or transmitted in whole or in part by any manner of electronic, mechanical, photocopying, recording, broadcasting or otherwise now known or herein after developed without the previous express consent by the copyright owner, except for reproduction in daily press and regular printed publications on sale to the public within 60 days of the event related to those data/results and always provided that copyright symbol appears together as follows below.

© DORNA WSBK ORGANIZATION Srl 2018





ACERBIS French Round, 28 - 30 September 2018

World Supersport - Ideal Times Free Practice 1st Session

Magny-Cours 4.411 m

No.	Rider	Nat	Bike	Seg. 1	Seg. 2	Seg. 3	Seg. 4	Ideal Time		
				Diff. 1	Diff. 2	Diff. 3	Diff. 4	Best Lap	Pos.	Diff.
1	144 L. MAHIAS	FRA	Yamaha YZF R6	30.903	22.099 0.218	22.691 0.177	25.563	1'41.256 1'41.651	3	0.395
2	16 J. CLUZEL	FRA	Yamaha YZF R6	30.561 0.174	22.249	22.711	25.830 0.045	1'41.351 1'41.570	2	0.219
3	11 S. CORTESE	GER	Yamaha YZF R6	30.661 0.044	22.231	22.751	25.727 0.041	1'41.370 1'41.455	1	0.085
4	64 F. CARICASULO	ITA	Yamaha YZF R6	30.954 0.035	22.243 0.071	22.692 0.010	25.792	1'41.681 1'41.797	4	0.116
5	21 R. KRUMMENACHER	SUI	Yamaha YZF R6	30.740 0.188	22.379 0.072	22.971 0.091	25.707	1'41.797 1'42.148	5	0.351
6	6 C. PEROLARI	FRA	Yamaha YZF R6	30.897 0.042	22.330	22.821	26.048 0.141	1'42.096 1'42.279	6	0.183
7	111 K. SMITH	GBR	Honda CBR600RR	31.028 0.165	22.358	22.837 0.180	25.988 0.039	1'42.211 1'42.595	7	0.384
8	38 H. SOOMER	EST	Honda CBR600RR	31.060	22.663 0.026	22.954	25.949 0.169	1'42.626 1'42.821	10	0.195
9	3 R. DE ROSA	ITA	MV Agusta F3 675	31.092	22.410 0.097	23.031	26.168	1'42.701 1'42.798	9	0.097
10	86 A. BADOVINI	ITA	MV Agusta F3 675	31.328	22.458	22.892	26.031 0.031	1'42.709 1'42.740	8	0.031
11	36 T. GRADINGER	AUT	Yamaha YZF R6	30.974 0.344	22.650 0.187	23.171	26.014 0.026	1'42.809 1'43.366	13	0.557
12	81 L. STAPLEFORD	GBR	Yamaha YZF R6	31.257 0.111	22.443	23.300	25.965 0.100	1'42.965 1'43.176	12	0.211
13	78 H. OKUBO	JPN	Kawasaki ZX-6R	31.114	22.589	23.223 0.087	26.124	1'43.050 1'43.137	11	0.087
14	47 R. HARTOG	NED	Kawasaki ZX-6R	31.065 0.045	22.742 0.034	23.273	26.348 0.202	1'43.428 1'43.709	14	0.281
15	56 P. SEBESTYEN	HUN	Honda CBR600RR	31.129 0.183	22.692	23.335 0.016	26.408 0.015	1'43.564 1'43.778	15	0.214
16	98 H. BARBERA	ESP	Kawasaki ZX-6R	31.194	22.747 0.067	23.257 0.173	26.403	1'43.601 1'43.841	16	0.240
17	77 W. TESSELS	NED	Kawasaki ZX-6R	31.251 0.016	22.888	23.229	26.428 0.215	1'43.796 1'44.027	18	0.231
18	80 M. BAU	FRA	Yamaha YZF R6	31.330 0.105	22.680	23.312 0.016	26.540 0.106	1'43.862 1'44.089	19	0.227
19	82 P. PEKKANEN	FIN	Triumph Daytona 675	31.207	22.829	23.502	26.410 0.044	1'43.948 1'43.992	17	0.044
20	88 C. STANGE	GER	Kawasaki ZX-6R	31.492 0.001	22.851 0.050	23.412 0.124	26.422 0.022	1'44.177 1'44.374	20	0.197
21	84 L. CRESSON	BEL	Yamaha YZF R6	31.289 0.167	22.905 0.030	23.761 0.050	26.470 0.149	1'44.425 1'44.821	21	0.396
22	33 K. VAN LEUVEN	NED	Kawasaki ZX-6R	31.333 0.095	23.118	23.457 0.157	26.703 0.438	1'44.611 1'45.301	24	0.690
23	34 J. ITURRIOZ	ARG	Kawasaki ZX-6R	31.697 0.012	23.130 0.018	23.608 0.159	26.338	1'44.773 1'44.962	22	0.189
24	49 S. HORNSEY	GBR	Triumph Daytona 675	31.891	23.206	23.418	26.619 0.126	1'45.134 1'45.260	23	0.126
25	10 N. CALERO	ESP	Kawasaki ZX-6R	31.780	23.156	23.743 0.055	26.628	1'45.307 1'45.362	25	0.055
26	74 J. VAN SIKKELERUS	NED	Honda CBR600RR	31.864 0.036	23.267 0.027	23.740	26.750 0.011	1'45.621 1'45.695	27	0.074
27	67 G. MATERN	FRA	Kawasaki ZX-6R	32.092	23.367	23.651	26.548	1'45.658 1'45.658	26	
28	71 M. MUZIO	ITA	Yamaha YZF R6	31.785 0.163	23.201 0.054	23.961 0.086	27.024	1'45.971 1'46.274	28	0.303
29	15 A. COPPOLA	ITA	Yamaha YZF R6	32.180	23.816	24.339	27.131 0.336	1'47.466 1'47.802	29	0.336
30	12 A. MURLEY	GBR	Honda CBR600RR	32.591	23.740	24.523 0.092	27.359 0.259	1'48.213 1'48.564	30	0.351
Overall Ideal Time				30.561	22.099	22.691	25.563	1'40.914		

28/09/2018

These data/results cannot be reproduced, stored and/or transmitted in whole or in part by any manner of electronic, mechanical, photocopying, recording, broadcasting or otherwise now known or herein after developed without the previous express consent by the copyright owner, except for reproduction in daily press and regular printed publications on sale to the public within 60 days of the event related to those data/results and always provided that copyright symbol appears together as follows below.

© DORNA WSBK ORGANIZATION Srl 2018

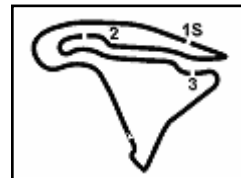
FICR PERUGIA TIMING



Official Tyre Supplier



Official Timekeeper



ACERBIS French Round, 28 - 30 September 2018

World Supersport - Chronological Analysis Free Practice 1st Session

1° 11 S. CORTESE (1'41.455)							
Lap	Seg.1	Seg.2	Seg.3	Seg.4	Lap Time	km/h	Local Time
1		24.885	26.110	28.188		236,8	10:42'40.619
2	32.134	23.325	23.852	26.816	1'46.127	258,4	10:44'26.746
3	31.672	22.852	23.598	26.598	1'44.720	260,2	10:46'11.466
4	31.588	26.255	24.675	27.158	1'49.676	260,2	10:48'01.142
5	32.022	22.725	23.689	26.378	1'44.814	259,6	10:49'45.956
6	31.243	22.939	23.071	26.124	1'43.377	260,9	10:51'29.333
7	31.140	22.586	23.130	25.989	1'42.845	261,5	10:53'12.178
8	31.559	23.877	24.470	30.370	1'50.276P	256,5	10:55'02.454
9	5'37.541	23.788	24.039	27.245	6'52.613P	246,0	11:01'55.067
10	31.344	22.588	23.223	25.835	1'42.990	260,2	11:03'38.057
11	31.270	22.756	23.256	25.921	1'43.203	262,1	11:05'21.260
12	31.038	22.555	23.098	26.009	1'42.700	262,1	11:07'03.960
13	31.025	22.376	23.056	25.881	1'42.338	262,1	11:08'46.298
14	31.415	24.459	24.416	26.854	1'47.144	259,6	11:10'33.442
15	30.943	22.869	23.102	34.272	1'51.186P	262,8	11:12'24.628
16	8'18.088	24.327	24.880	26.452	9'33.747P	227,4	11:21'58.375
17	30.843	22.447	22.790	26.042	1'42.122	262,8	11:23'40.497
18	30.734	22.430	22.916	25.727	1'41.807	264,7	11:25'22.304
19	30.661	22.384	22.758	25.879	1'41.682	259,6	11:27'03.986
20	30.865	23.615	24.355	27.614	1'46.449	260,9	11:28'50.435
21	30.705	22.231	22.751	25.768	1'41.455	266,7	11:30'31.890

2° 16 J. CLUZEL (1'41.570)							
Lap	Seg.1	Seg.2	Seg.3	Seg.4	Lap Time	km/h	Local Time
1		24.268	24.256	33.543		237,4	10:43'02.395
2	31.268	22.762	23.266	26.260	1'43.556	262,8	10:44'45.951
3	31.472	22.588	24.435	30.661	1'49.156CP	262,1	10:46'35.107
4	4'36.323	22.794	23.400	26.277	5'48.794P	259,6	10:52'23.901
5	30.817	22.455	22.995	25.890	1'42.157	264,7	10:54'06.058
6	30.905	23.333	23.245	26.860	1'44.343	264,1	10:55'50.401
7	30.733	22.520	22.840	25.830	1'41.923	264,1	10:57'32.324
8	31.276	23.132	23.402	28.404	1'46.214P	256,5	10:59'18.538
9	12'06.002	23.359	23.796	28.160	13'21.317P	252,9	11:12'39.855
10	30.873	22.384	23.059	26.595	1'42.911	262,8	11:14'22.766
11	30.783	22.449	23.029	25.987	1'42.248	262,1	11:16'05.014
12	31.858	22.711	23.406	28.443	1'46.418P	255,9	11:17'51.432
13	6'07.481	23.210	23.439	26.132	7'20.262P	257,1	11:25'11.694
14	30.735	22.249	22.711	25.875	1'41.570	263,4	11:26'53.264
15	35.589	23.074	23.307	26.990	1'48.960	262,1	11:28'42.224
16	30.561	22.259	22.845	25.928	1'41.593	264,7	11:30'23.817

3° 144 L. MAHIAS (1'41.651)							
Lap	Seg.1	Seg.2	Seg.3	Seg.4	Lap Time	km/h	Local Time
1		23.365	23.465	26.223		251,7	10:44'56.227
2	31.310	22.393	22.920	25.788	1'42.411	255,3	10:46'38.638
3	31.427	22.352	22.931	25.651	1'42.361	254,7	10:48'20.999
4	31.078	22.099	22.744	25.781	1'41.702	255,9	10:50'02.701
5	31.235	23.241	24.160	29.190	1'47.826P	251,2	10:51'50.527
6	7'28.473	22.729	23.036	25.975	8'40.213P	252,9	11:00'30.740
7	31.083	22.227	22.796	55.761	2'11.867P	254,7	11:02'42.607
8	12'25.171	22.925	23.299	26.053	13'37.448P	254,1	11:16'20.055
9	31.202	22.357	22.837	25.775	1'42.171	256,5	11:18'02.226
10	31.132	22.254	22.864	25.635	1'41.885	256,5	11:19'44.111
11	31.550	23.558	25.194	28.974	1'49.276P	249,4	11:21'33.387
12	3'53.701	23.672	23.280	26.252	5'06.905P	240,5	11:26'40.292
13	31.120	22.344	22.691	25.650	1'41.805	257,1	11:28'22.097
14	30.903	22.317	22.868	25.563	1'41.651	256,5	11:30'03.748

4° 64 F. CARICASULO (1'41.797)							
Lap	Seg.1	Seg.2	Seg.3	Seg.4	Lap Time	km/h	Local Time
1		24.565	24.198	27.068		225,0	10:41'59.656
2	32.213	23.777	23.692	26.319	1'46.001	255,3	10:43'45.657

3	31.779	22.529	23.091	25.994	1'43.393	255,9	10:45'29.050
4	31.449	22.489	22.924	26.245	1'43.107	256,5	10:47'12.157
5	31.549	22.593	23.262	25.836	1'43.240	257,8	10:48'55.397
6	31.447	22.618	23.401	26.800	1'44.266	257,8	10:50'39.663
7	31.171	22.504	23.008	26.010	1'42.693	257,1	10:52'22.356
8	31.363	28.495	24.010	30.650	1'54.518P	257,8	10:54'16.874
9	7'07.999	22.819	23.707	26.796	8'21.321P	255,9	11:02'38.195
10	31.445	22.350	22.945	26.462	1'43.202	257,1	11:04'21.397
11	32.139	22.964	22.958	31.555	1'49.616	254,1	11:06'11.013
12	31.270	22.326	22.804	25.953	1'42.353	257,8	11:07'53.366
13	31.171	22.697	22.942	25.915	1'42.725	246,6	11:09'36.091
14	31.247	23.943	23.788	30.663	1'49.641P	257,1	11:11'25.732
15	7'09.398	23.018	23.204	26.126	8'21.746P	255,9	11:19'47.478
16	31.126	22.376	23.116	26.034	1'42.652	258,4	11:21'30.130
17	30.989	22.314	22.702	25.792	1'41.797	259,0	11:23'11.927
18	30.954	22.840	23.796	29.511	1'47.101P	262,1	11:24'59.028
19	3'25.396	22.788	23.093	26.432	4'37.709P	258,4	11:29'36.737
20	31.093	22.243	22.692	25.975	1'42.003	258,4	11:31'18.740

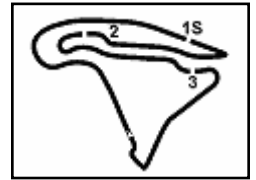
5° 21 R. KRUMMENACHER (1'42.148)							
Lap	Seg.1	Seg.2	Seg.3	Seg.4	Lap Time	km/h	Local Time
1		25.356	25.831	33.387		213,0	10:42'13.258
2	32.276	23.433	24.328	27.231	1'47.268	255,9	10:44'00.526
3	32.199	27.846	24.762	26.748	1'51.555	228,8	10:45'52.081
4	32.133	25.928	24.030	26.726	1'48.817	250,0	10:47'40.898
5	31.463	22.870	23.519	26.070	1'43.922	254,1	10:49'24.820
6	31.397	22.903	23.475	26.042	1'43.817	249,4	10:51'08.637
7	32.158	23.394	24.351	30.150	1'50.053P	241,6	10:52'58.690
8	9'46.264	23.746	23.884	26.384	11'00.278P	252,9	11:03'58.968
9	31.208	23.727	23.517	26.362	1'44.814	258,4	11:05'43.782
10	31.195	22.717	23.380	26.321	1'43.613	258,4	11:07'27.395
11	31.259	22.692	23.329	26.182	1'43.462	257,1	11:09'10.857
12	31.269	22.640	23.190	30.436	1'47.535P	259,6	11:10'58.392
13	8'22.670	24.546	26.593	26.428	9'40.237P	245,5	11:20'38.629
14	31.009	22.452	23.099	25.952	1'42.512	260,9	11:22'21.141
15	31.083	22.743	23.411	26.296	1'43.533	254,1	11:24'04.674
16	30.928	22.451	23.062	25.707	1'42.148	259,6	11:25'46.822
17	30.740	22.488	22.997	26.016	1'42.241	261,5	11:27'29.063
18	31.099	22.379	22.971	25.831	1'42.280	259,6	11:29'11.343
19	30.956	22.403	23.022	25.979	1'42.360	260,2	11:30'53.703

6° 6 C. PEROLARI (1'42.279)							
Lap	Seg.1	Seg.2	Seg.3	Seg.4	Lap Time	km/h	Local Time
1		23.612	25.332	28.201		250,6	10:44'09.453
2	31.130	22.609	23.157	26.363	1'43.259	255,9	10:45'52.712
3	31.123	22.674	23.139	26.048	1'42.984	256,5	10:47'35.696
4	30.969	22.561	23.249	26.125	1'42.904	260,9	10:49'18.600
5	31.533	22.872	23.469	26.503	1'44.377	259,6	10:51'02.977
6	30.997	22.579	22.986	26.378	1'42.940	257,8	10:52'45.917
7	31.580	22.989	23.839	29.939	1'48.347P	257,1	10:54'34.264
8	5'16.159	23.176	23.272	26.293	6'28.900P	250,6	11:01'03.164
9	31.074	22.534	24.552	26.717	1'44.877	254,1	11:02'48.041
10	31.145	22.606	23.167	26.132	1'43.050	253,5	11:04'31.091
11	32.226	23.489	23.930	29.226	1'48.871P	252,3	11:06'19.962
12	10'21.153	22.957	24.061	26.401	11'34.572P	251,7	11:17'54.534
13	31.036	22.409	23.027	26.159	1'42.631	256,5	11:19'37.165
14	31.816	22.973	23.974	29.373	1'48.136P	254,1	11:21'25.301
15	1'34.337	26.613	25.881	26.421	2'53.252P	251,7	11:24'18.553
16	30.939	22.330	22.821	26.189	1'42.279	256,5	11:26'00.832
17	30.897	22.600	22.935	26.099	1'42.531	258,4	11:27'43.363
18	32.178	24.648	24.588	26.863	1'48.277	248,8	11:29'31.640
19	31.012	22.470	22.884	26.297	1'42.663	256,5	11:31'14.303

28/09/2018 P = Pits In/Out - C = Lap Time Cancelled

These data/results cannot be reproduced, stored and/or transmitted in whole or in part by any manner of electronic, mechanical, photocopying, recording, broadcasting or otherwise now known or herein after developed without the previous express consent by the copyright owner, except for reproduction in daily press and regular printed publications on sale to the public within 60 days of the event related to those data/results and always provided that copyright symbol appears together as follows below.

© DORNA WSBK ORGANIZATION Srl 2018



ACERBIS French Round, 28 - 30 September 2018

World Supersport - Chronological Analysis Free Practice 1st Session

7° 111 K. SMITH (1'42.595)							
Lap	Seg.1	Seg.2	Seg.3	Seg.4	Lap Time	km/h	Local Time
1		26.037	25.175	27.943		224,1	10:42'05.530
2	33.520	24.563	24.075	27.910	1'50.068	235,3	10:43'55.598
3	31.846	23.445	23.983	26.970	1'46.244	251,2	10:45'41.842
4	31.908	23.182	23.547	26.615	1'45.252	251,7	10:47'27.094
5	31.412	23.244	23.488	27.229	1'45.373	254,7	10:49'12.467
6	31.600	22.922	23.266	26.557	1'44.345	252,3	10:50'56.812
7	31.280	22.715	23.087	26.321	1'43.403	252,9	10:52'40.215
8	31.336	23.240	23.189	33.220	1'50.985P	253,5	10:54'31.200
9	13'09.192	23.277	23.582	26.653	1'42.704P	246,0	11:08'53.904
10	31.646	22.602	23.174	26.262	1'43.684	252,9	11:10'37.588
11	31.492	22.736	23.050	26.631	1'43.909	254,7	11:12'21.497
12	31.279	22.763	23.867	26.371	1'44.280	255,9	11:14'05.777
13	31.664	22.823	24.107	30.718	1'49.312CP	254,7	11:15'55.089
14	5'13.209	22.945	23.212	26.398	6'25.764P	251,2	11:22'20.853
15	31.189	22.592	22.837	25.988	1'42.606	254,7	11:24'03.459
16	31.193	22.358	23.017	26.027	1'42.595	254,7	11:25'46.054
17	31.028	22.555	22.889	27.334	1'43.806	255,3	11:27'29.860

10° 38 H. SOOMER (1'42.821)							
Lap	Seg.1	Seg.2	Seg.3	Seg.4	Lap Time	km/h	Local Time
1		24.383	24.210	26.946		205,7	10:42'56.194
2	32.086	23.310	24.064	26.790	1'46.250	254,7	10:44'42.444
3	31.692	23.109	23.991	26.667	1'45.459	254,7	10:46'27.903
4	31.544	22.663	23.383	28.960	1'46.550P	254,7	10:48'14.453
5	6'31.688	23.188	23.327	27.712	7'45.915CP	254,7	10:56'00.368
6	31.541	22.895	23.210	26.328	1'43.974	255,9	10:57'44.342
7	31.256	22.752			1'44.714	258,4	10:59'29.056
8	31.458	22.973	23.087	28.675	1'46.193P	257,8	11:01'15.249
9	3'52.094	22.930	23.503	26.286	5'04.813P	254,1	11:06'20.062
10	31.311	22.790	23.139	26.419	1'43.659	255,3	11:08'03.721
11	31.299	23.709	23.507	28.866	1'47.381P	254,7	11:09'51.102
12	6'39.228	23.083	23.362	26.762	7'52.435P	249,4	11:17'43.537
13	31.258	22.765	23.426	27.087	1'44.536	257,8	11:19'28.073
14	31.210	22.761	23.162	26.522	1'43.655	259,0	11:21'11.728
15	31.215	23.055	23.646	28.811	1'46.727P	256,5	11:22'58.455
16	3'13.229	22.885	23.188	26.563	4'25.865P	254,7	11:27'24.320
17	31.088	22.840	22.972	25.949	1'42.849	256,5	11:29'07.169
18	31.060	22.689	22.954	26.118	1'42.821	257,1	11:30'49.990

8° 86 A. BADOVINI (1'42.740)							
Lap	Seg.1	Seg.2	Seg.3	Seg.4	Lap Time	km/h	Local Time
1		25.362	24.515	28.155		201,1	10:42'58.854
2	32.459	23.728	23.658	26.919	1'46.764	247,1	10:44'45.618
3	32.035	23.111	23.758	26.685	1'45.589	244,3	10:46'31.207
4	31.990	22.991	23.260	26.475	1'44.716	252,9	10:48'15.923
5	31.786	22.722	23.210	26.305	1'44.023	251,7	10:49'59.946
6	31.709	22.707	23.109	26.150	1'43.675	251,2	10:51'43.621
7	31.526	22.638	23.012	26.092	1'43.268	254,1	10:53'26.889
8	32.574	24.012	24.671	30.625	1'51.882P	240,0	10:55'18.771
9	5'17.818	26.242	26.758	27.649	6'38.467P	230,3	11:01'57.238
10	31.779	22.863	23.336	26.886	1'44.864	252,9	11:03'42.102
11	31.400	22.753	22.962	26.145	1'43.260	255,3	11:05'25.362
12	31.428	22.791	23.191	29.346	1'46.756P	257,1	11:07'12.118
13	10'14.554	24.054	24.086	26.964	11'29.658P	240,5	11:18'41.776
14	31.534	22.635	23.183	26.031	1'43.383	252,9	11:20'25.159
15	31.485	22.699	22.996	26.172	1'43.352	255,5	11:22'08.511
16	31.475	22.861	23.118	26.584	1'44.038	255,3	11:23'52.549
17	31.583	22.649	23.271	26.419	1'43.922	254,7	11:25'36.471
18	31.359	22.690	23.155	26.289	1'43.493	254,1	11:27'19.964
19	31.328	22.458	22.892	26.062	1'42.740	255,9	11:29'02.704
20	31.347	22.532	23.098	26.233	1'43.210	255,3	11:30'45.914

11° 78 H. OKUBO (1'43.137)							
Lap	Seg.1	Seg.2	Seg.3	Seg.4	Lap Time	km/h	Local Time
1		24.485	24.784	31.059		252,9	10:42'02.698
2	7'21.724	23.525	24.214	28.081	8'37.544P	254,7	10:50'40.242
3	31.898	23.556	23.526	26.689	1'45.469	259,6	10:52'25.711
4	31.631	22.849	23.719	26.926	1'45.125	257,8	10:54'10.836
5	32.069	22.966	23.675	26.537	1'45.247	257,8	10:55'56.083
6	31.480	22.957	24.093	27.152	1'45.682	260,9	10:57'41.765
7	31.808	22.766	23.585	26.549	1'44.708	256,5	10:59'26.473
8	31.591	22.725	23.519	28.937	1'56.772P	257,8	11:01'23.245
9	6'36.387	22.895	23.360	26.307	7'48.949P	256,5	11:09'12.194
10	31.186	22.922	23.676	29.944	1'47.728P	257,8	11:10'59.922
11	7'04.557	27.548	26.260	30.731	8'29.096CP	253,5	11:19'29.018
12	31.115	22.648	23.391	26.390	1'43.544	259,6	11:21'12.562
13	31.302	22.687	23.223	26.674	1'43.886	256,5	11:22'56.448
14	31.495	31.093	23.448	29.775	1'55.811P	257,8	11:24'52.259
15	1'59.076	23.266	23.366	26.388	3'12.096P	257,1	11:28'04.355
16	31.114	22.589	23.310	26.124	1'43.137	259,0	11:29'47.492
17	31.353	31.359	24.004	27.293	1'54.009	259,0	11:31'41.501

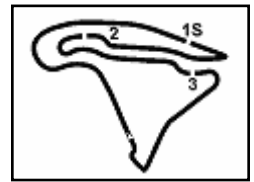
9° 3 R. DE ROSA (1'42.798)							
Lap	Seg.1	Seg.2	Seg.3	Seg.4	Lap Time	km/h	Local Time
1		25.165	25.073	28.684		223,6	10:43'57.360
2	32.106	23.512	24.145	27.094	1'46.857	248,3	10:45'44.217
3	32.393	48.473	25.744	30.808	2'17.418P	256,5	10:48'01.635
4	6'38.396	23.766	24.469	27.049	7'53.680P	247,1	10:55'55.315
5	31.817	22.969	24.882	27.447	1'47.115	252,9	10:57'42.430
6	31.554	22.809	23.679	26.487	1'44.529	254,7	10:59'26.959
7	31.410	22.833	23.435	26.591	1'44.269	260,2	11:01'11.228
8	31.436	22.631	23.365	26.574	1'44.006	251,7	11:02'55.234
9	31.321	22.648	23.411	26.270	1'43.650	252,9	11:04'38.884
10	31.270	22.422	23.281	26.176	1'43.149	254,7	11:06'22.033
11	32.822	24.556	25.111	30.275	1'52.764P	243,2	11:08'14.797
12	9'32.469	24.174	24.034	27.025	10'47.702P	244,9	11:19'02.499
13	31.408	22.636	23.524	26.471	1'44.039	252,9	11:20'46.538
14	31.414	22.718	23.358	26.411	1'43.901	254,1	11:22'30.439
15	31.340	22.836	23.305	26.465	1'43.946	255,9	11:24'14.385
16	31.162	22.565	23.043	26.562	1'43.332	255,3	11:25'57.717
17	31.952	23.571	24.868	27.722	1'48.113	247,7	11:27'45.830
18	31.185	22.410	23.239	26.208	1'43.042	255,9	11:29'28.872
19	31.092	22.507	23.031	26.168	1'42.798	254,7	11:31'11.670

12° 81 L. STAPLEFORD (1'43.176)							
Lap	Seg.1	Seg.2	Seg.3	Seg.4	Lap Time	km/h	Local Time
1		25.890	26.175	28.314		214,7	10:42'06.666
2	32.975	24.506	26.911	27.807	1'52.199	231,8	10:43'58.865
3	32.154	23.359	24.662	27.076	1'47.251	252,3	10:45'46.116
4	31.979	23.828	24.271	26.793	1'46.871	239,5	10:47'32.987
5	31.863	22.949	23.974	26.633	1'45.419	253,5	10:49'18.406
6	31.545	22.948	24.094	26.572	1'45.159	248,8	10:51'03.565
7	31.436	22.862	23.697	26.379	1'44.374	255,3	10:52'47.939
8	31.542	22.814	24.205	33.246	1'51.807P	254,7	10:54'39.746
9	17'38.006	24.200	24.052	26.633	18'52.891P	242,7	11:13'32.637
10	31.735	22.673	23.967	26.443	1'44.818	252,3	11:15'17.455
11	31.508	22.589	23.879	26.232	1'44.208	253,5	11:17'01.663
12	31.542	22.576	23.699	25.965	1'43.782	255,3	11:18'45.445
13	31.340	22.479	23.509	26.157	1'43.485	257,1	11:20'28.930
14	32.179	24.222	25.001	29.256	1'50.658P	244,3	11:22'19.588
15	2'44.663	24.091	23.808	26.436	3'58.998P	235,8	11:26'18.586
16	31.496	22.706	23.526	26.026	1'43.754	256,5	11:28'02.340
17	31.257	22.464	23.531	26.092	1'43.344	256,5	11:29'45.684
18	31.368	22.443	23.300	26.065	1'43.176	257,1	11:31'28.860

28/09/2018 P = Pits In/Out - C = Lap Time Cancelled

These data/results cannot be reproduced, stored and/or transmitted in whole or in part by any manner of electronic, mechanical, photocopying, recording, broadcasting or otherwise now known or herein after developed without the previous express consent by the copyright owner, except for reproduction in daily press and regular printed publications on sale to the public within 60 days of the event related to those data/results and always provided that copyright symbol appears together as follows below.

© DORNA WSBK ORGANIZATION Srl 2018



Magny-Cours 4.411 m

ACERBIS French Round, 28 - 30 September 2018

World Supersport - Chronological Analysis Free Practice 1st Session

3 / 6

13° 36 T. GRADINGER (1'43.366)							
Lap	Seg.1	Seg.2	Seg.3	Seg.4	Lap Time	km/h	Local Time
1		26.113	27.811	28.512		223,6	10:43'16.710
2	32.514	23.708	24.368	27.120	1'47.710	257,1	10:45'04.420
3	32.273	23.891	24.035	26.514	1'46.713	258,4	10:46'51.133
4	31.735	23.267	23.800	26.341	1'45.143	260,9	10:48'36.276
5	34.113	23.641	23.911	26.780	1'48.445	229,8	10:50'24.721
6	31.392	22.704	23.629	26.183	1'43.908	260,2	10:52'08.629
7	31.321	23.086	23.313	26.452	1'44.172	260,2	10:53'52.801
8	31.652	23.088	24.019	29.921	1'48.680P	260,9	10:55'41.481
9	13'49.239	23.032	23.581	26.891	1'50.743P	256,5	11:10'44.224
10	31.231	22.752	23.340	26.411	1'43.734	260,9	11:12'27.958
11	31.296	23.559	23.496	26.371	1'44.722	260,2	11:14'12.680
12	31.277	22.650	23.335	26.493	1'43.755	261,5	11:15'56.435
13	31.424	22.886	23.505	26.521	1'44.336	259,0	11:17'40.771
14	31.173	23.094	24.277	32.427	1'50.971P	255,9	11:19'31.742
15	4'29.577	22.811	23.319	26.228	1'41.935P	261,5	11:25'13.677
16	31.318	22.837	23.171	26.040	1'43.366	257,1	11:26'57.043
17	31.108	23.111	23.209	26.014	1'43.442	262,1	11:28'40.485
18	30.974	22.850	23.432	27.567	1'44.823	259,6	11:30'25.308

16° 98 H. BARBERA (1'43.841)							
Lap	Seg.1	Seg.2	Seg.3	Seg.4	Lap Time	km/h	Local Time
1		24.984	26.095	32.458		229,3	10:42'02.272
2	32.667	23.797	24.487	27.450	1'48.401	254,1	10:43'50.673
3	32.218	30.982	24.449	27.299	1'54.948	254,7	10:45'45.621
4	32.084	25.324	26.485	27.095	1'50.988	251,7	10:47'36.609
5	31.772	23.387	23.843	27.163	1'46.165	246,6	10:49'22.774
6	31.742	23.133	23.685	26.964	1'45.524	253,5	10:51'08.298
7	31.906	23.653	25.546	27.727	1'48.832	250,6	10:52'57.130
8	31.791	22.872	23.630	26.864	1'45.157	255,9	10:54'42.287
9	31.594	22.968	23.733	26.682	1'44.977	255,9	10:56'27.264
10	31.906	23.108	23.827	29.517	1'48.358P	257,1	10:58'15.622
11	3'35.149	23.860	24.163	27.082	1'48.498P	241,1	11:03'05.876
12	31.819	23.209	23.515	26.892	1'45.435	251,2	11:04'51.311
13	33.624	25.165	23.998	26.514	1'49.301	236,8	11:06'40.612
14	31.626	22.838	23.589	26.758	1'44.811	254,1	11:08'25.423
15	31.497	23.006	24.653	29.342	1'48.498P	255,3	11:10'13.921
16	4'25.520	24.106	24.248	28.259	1'42.133P	240,0	11:15'56.054
17	31.769	23.316	23.561	26.768	1'45.414	253,5	11:17'41.468
18	31.396	22.874	23.769	27.743	1'45.782	251,2	11:19'27.250
19	31.401	22.747	23.257	26.715	1'44.120	255,3	11:21'11.370
20	31.304	24.825	24.341	26.804	1'47.274	250,6	11:22'58.644
21	36.169	31.735	23.556	29.853	2'01.313P	203,0	11:24'59.957
22	2'29.762	23.756	23.608	26.567	1'43.693P	247,7	11:28'43.650
23	31.194	22.814	23.430	26.403	1'43.841	251,7	11:30'27.491

14° 47 R. HARTOG (1'43.709)							
Lap	Seg.1	Seg.2	Seg.3	Seg.4	Lap Time	km/h	Local Time
1		26.096	25.841	28.939		201,9	10:42'05.185
2	32.552	23.794	24.626	27.168	1'48.140	247,1	10:43'53.325
3	31.894	23.309	24.286	27.097	1'46.586	255,9	10:45'39.911
4	31.637	23.627	24.005	26.847	1'46.116	254,1	10:47'26.027
5	31.602	23.357	24.096	27.627	1'46.682	250,6	10:49'12.709
6	31.737	23.426	23.763	29.497	1'48.423	239,5	10:51'01.132
7	31.274	23.271	23.466	26.677	1'44.688	254,7	10:52'45.820
8	31.725	23.646	24.165	30.221	1'49.757P	252,9	10:54'35.577
9	12'47.157	23.875	24.701	37.024	1'41.275CP	243,2	11:08'48.334
10	31.736	23.773	23.790	26.882	1'46.181	251,7	11:10'34.515
11	31.482	23.082	23.634	27.097	1'45.295	255,9	11:12'19.810
12	31.447	23.127	23.922	26.779	1'45.275	255,9	11:14'05.085
13	31.442	23.180	23.436	26.596	1'44.654	254,1	11:15'49.739
14	33.761	23.851	23.668	28.852	1'50.132P	248,3	11:17'39.871
15	5'13.603	23.459	23.750	26.543	1'42.355P	251,7	11:24'07.226
16	31.158	22.786	23.434	26.348	1'43.726	256,5	11:25'50.952
17	31.110	22.776	23.273	26.550	1'43.709	257,1	11:27'34.661
18	31.065	23.027	23.412	27.244	1'44.748	257,1	11:29'19.409
19	31.240	22.742	23.318	26.552	1'43.852	255,3	11:31'03.261

17° 82 P. PEKKANEN (1'43.992)							
Lap	Seg.1	Seg.2	Seg.3	Seg.4	Lap Time	km/h	Local Time
1		26.148	26.335	28.661		227,8	10:43'08.411
2	33.068	24.609	24.830	27.246	1'49.753	252,9	10:44'58.164
3	32.134	24.137	24.221	27.327	1'47.819	254,1	10:46'45.983
4	32.223	23.806	23.960	27.189	1'47.178	250,0	10:48'33.161
5	31.890	23.288	23.860	26.991	1'46.029	251,2	10:50'19.190
6	31.756	23.259	24.212	27.142	1'46.369	255,9	10:52'05.559
7	32.135	24.231	23.883	26.776	1'47.025	251,2	10:53'52.584
8	31.661	23.184	23.665	26.637	1'45.147	252,9	10:55'37.731
9	32.194	23.964	24.760	30.873	1'51.791P	246,6	10:57'29.522
10	8'36.446	23.712	24.220	27.039	1'45.417P	246,6	11:07'20.939
11	31.827	23.129	23.744	26.533	1'45.233	254,1	11:09'06.172
12	31.731	23.054	23.866	26.410	1'45.061	254,7	11:10'51.233
13	31.588	23.097	23.657	26.640	1'44.982	254,1	11:12'36.215
14	32.139	23.777	24.794	29.315	1'50.025P	248,8	11:14'26.240
15	3'35.632	25.048	23.746	26.695	1'45.121P	237,4	11:19'17.361
16	31.529	22.953	23.527	26.528	1'44.537	252,3	11:21'01.898
17	31.207	22.829	23.502	26.454	1'43.992	254,7	11:22'45.890

15° 56 P. SEBESTYEN (1'43.778)							
Lap	Seg.1	Seg.2	Seg.3	Seg.4	Lap Time	km/h	Local Time
1		26.435	26.025	28.680		217,7	10:42'04.804
2	32.901	23.665	24.686	27.878	1'49.130	254,7	10:43'53.934
3	32.120	24.173	24.333	27.031	1'47.657	256,5	10:45'41.591
4	32.185	23.532	24.189	26.870	1'46.776	245,5	10:47'28.367
5	31.992	23.287	23.901	26.928	1'46.108	254,1	10:49'14.475
6	31.835	23.003	23.675	27.227	1'45.740	254,1	10:51'00.215
7	31.726	23.066	23.659	26.900	1'45.351	254,1	10:52'45.566
8	31.672	22.870	23.664	26.542	1'44.748	254,7	10:54'30.314
9	31.997	23.091	23.957	30.495	1'49.540P	255,3	10:56'19.854
10	9'04.604	27.049	24.437	27.043	10'23.133P	247,1	11:06'42.987
11	31.641	22.852	23.647	26.732	1'44.872	255,9	11:08'27.859
12	31.725	22.788	23.560	26.673	1'44.746	254,7	11:10'12.605
13	31.546	22.946	23.721	26.736	1'44.949	254,1	11:11'57.554
14	31.715	22.927	23.677	29.841	1'48.160P	252,9	11:13'45.714
15	5'35.739	24.469	25.814	27.893	6'53.915P	244,9	11:20'39.629
16	31.565	22.860	23.335	26.446	1'44.206	256,5	11:22'23.835
17	31.312	22.692	23.351	26.423	1'43.778	257,8	11:24'07.613
18	31.129	22.806	23.518	26.471	1'43.924	259,0	11:25'51.537
19	31.352	22.734	23.454	26.519	1'44.059	258,4	11:27'35.596

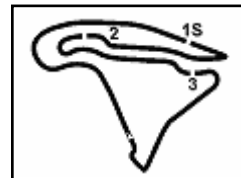
18° 77 W. TESSELS (1'44.027)							
Lap	Seg.1	Seg.2	Seg.3	Seg.4	Lap Time	km/h	Local Time
1		24.952	24.976	27.608		231,3	10:42'00.474
2	32.165	23.479	23.801	26.776	1'46.221	252,3	10:43'46.695
3	31.740	23.422	23.555	26.863	1'45.580	252,3	10:45'32.275
4	31.839	28.476	27.347	26.760	1'54.422C	251,7	10:47'26.697
5	31.407	23.388	23.961	27.368	1'46.124	252,3	10:49'12.821
6	31.556	23.148	23.491	26.746	1'44.941	254,1	10:50'57.762
7	31.455	30.228	25.141	26.891	1'53.715C	252,3	10:52'51.477
8	31.507	23.376	23.289	26.471	1'44.643	254,1	10:54'36.120
9	31.466	23.052	23.440	26.428	1'44.386	253,5	10:56'20.506
10	31.526	23.234	23.506	26.868	1'45.134	252,9	10:58'05.640
11	32.372	23.495	23.900	31.257	1'51.024P	251,2	10:59'56.664
12	6'43.700	24.820	23.625	35.863	8'08.008P	248,8	11:08'04.672
13	31.719	23.309	23.317	26.721	1'45.066	251,2	11:09'49.738

28/09/2018 P = Pits In/Out - C = Lap Time Cancelled

These data/results cannot be reproduced, stored and/or transmitted in whole or in part by any manner of electronic, mechanical, photocopying, recording, broadcasting or otherwise now known or herein after developed without the previous express consent by the copyright owner, except for reproduction in daily press and regular printed publications on sale to the public within 60 days of the event related to those data/results and always provided that copyright symbol appears together as follows below.

© DORNA WSBK ORGANIZATION Srl 2018





ACERBIS French Round, 28 - 30 September 2018

World Supersport - Chronological Analysis Free Practice 1st Session

Magny-Cours 4.411 m

4 / 6

14	31.563	23.160	23.402	26.751	1'44.876	250,6	11:11'34.614	1		26.392	25.734	30.073	C	224,5	10:49'20.990
15	31.598	22.967	23.439	26.705	1'44.709	251,2	11:13'19.323	2	31.757	23.667	24.128	27.493	1'47.045	257,1	10:51'08.035
16	32.152	24.170	24.463	30.495	1'51.280P	246,0	11:15'10.603	3	31.620	23.357	23.909	26.988	1'45.874	258,4	10:52'53.909
17	5'08.780	23.192	23.375	26.594	6'21.941P	252,3	11:21'32.544	4	31.289	23.173	24.280	27.231	1'45.973	256,5	10:54'39.882
18	31.267	22.888	23.229	26.643	1'44.027	254,7	11:23'16.571	5	31.622	23.406	24.545	26.663	1'46.236	263,4	10:56'26.118
19	31.288	34.610	27.032	26.743	1'59.673C	254,7	11:25'16.244	6	33.454	25.652	25.600	30.330	1'55.036P	248,3	10:58'21.154
20	31.251	23.051	23.442	30.691	1'48.435	254,1	11:27'04.679	7	11'00.584	23.784	24.458	27.273	12'16.099P	250,0	11:10'37.253
21	31.299	23.304	23.830	28.126	1'46.559	253,5	11:28'51.238	8	31.758	23.299	23.855	26.909	1'45.821	252,3	11:12'23.074
22	31.407	23.414	23.698	27.242	1'45.761	257,1	11:30'36.999	9	31.946	24.181	24.060	26.753	1'46.940	256,5	11:14'10.014

19° 80 M. BAU (1'44.089)

Lap	Seg.1	Seg.2	Seg.3	Seg.4	Lap Time	km/h	Local Time
1		26.134	25.903	28.908		222,7	10:42'08.504
2	33.184	24.342	25.181	28.212	1'50.919	252,3	10:43'59.423
3	31.952	23.914	24.200	27.521	1'47.587	241,6	10:45'47.010
4	32.247	23.556	24.134	27.175	1'47.112	255,9	10:47'34.122
5	31.767	23.209	24.054	27.323	1'46.353	257,8	10:49'20.475
6	32.035	23.645	23.878	27.649	1'47.207	255,3	10:51'07.682
7	31.924	23.072	23.736	26.977	1'45.709	253,5	10:52'53.391
8	31.904	23.734	24.007	29.809	1'49.454P	252,3	10:54'42.845
9	6'26.447	24.172	24.506	27.931	7'43.056P	249,4	11:02'25.901
10	32.065	23.280	23.730	26.933	1'46.008	250,0	11:04'11.909
11	31.724	22.803	23.603	26.914	1'45.044	252,3	11:05'56.953
12	31.789	25.662	24.026	27.374	1'48.851	254,1	11:07'45.804
13	31.617	22.802	23.537	26.637	1'44.593	253,5	11:09'30.397
14	31.526	29.729	23.710	27.147	1'52.112	250,0	11:11'22.509
15	31.617	22.839	23.453	26.647	1'44.556	252,9	11:13'07.065
16	31.593	22.762	23.453	26.630	1'44.438	253,5	11:14'51.503
17	31.981	23.713	24.136	29.637	1'49.467P	248,3	11:16'40.970
18	4'38.978	24.100	24.109	27.307	5'54.494P	238,4	11:22'35.464
19	31.532	23.058	23.418	26.540	1'44.548	255,9	11:24'20.012
20	31.330	22.950	23.330	26.601	1'44.211	258,4	11:26'04.223
21	31.492	22.918	23.312	26.643	1'44.365	257,1	11:27'48.588
22	31.502	24.851	24.350	28.699	1'49.402	257,8	11:29'37.990
23	31.435	22.680	23.328	26.646	1'44.089	256,5	11:31'22.079

22° 34 J. ITURRIOZ (1'44.962)

Lap	Seg.1	Seg.2	Seg.3	Seg.4	Lap Time	km/h	Local Time
1		24.996	25.540	27.968		241,1	10:42'01.198
2	33.788	24.542	25.275	29.594	1'53.199	241,1	10:43'54.397
3	32.970	24.153	24.589	27.948	1'49.660	242,7	10:45'44.057
4	33.023	24.215	24.438	26.977	1'48.653	249,4	10:47'32.710
5	32.552	23.554	24.121	31.853	1'52.080P	247,7	10:49'24.790
6	3'44.980	24.947	24.042	30.744	5'04.713CP	237,4	10:54'29.503
7	32.970	23.725	24.067	27.191	1'47.953	242,2	10:56'17.456
8	32.645	23.773	24.318	27.186	1'47.922	244,3	10:58'05.378
9	32.566	23.947	24.074	30.901	1'51.488	243,2	10:59'56.866
10	32.896	23.666	24.628	30.013	1'51.203C	241,6	11:01'48.069
11	32.560	23.834	24.009	27.215	1'47.618	242,2	11:03'35.687
12	32.775	23.481	24.253	26.961	1'47.470	245,5	11:05'23.157
13	32.019	23.407	23.804	26.760	1'45.990	246,6	11:07'09.147
14	33.002	24.176	24.552	30.719	1'52.449P	244,9	11:09'01.596
15	6'04.302	26.100	24.027	30.050	7'24.479CP	240,0	11:16'26.075
16	32.081	23.337	23.800	26.921	1'46.139	247,7	11:18'12.214
17	32.281	23.396	23.608	27.041	1'46.326	248,3	11:19'58.540
18	32.092	23.130	23.937	26.850	1'46.009	247,1	11:21'44.549
19	32.165	25.196	24.507	26.599	1'48.467	248,8	11:23'33.016
20	31.709	23.148	23.767	26.338	1'44.962	251,2	11:25'17.978
21	31.788	23.210	23.616	26.695	1'45.309	249,4	11:27'03.287
22	31.901	23.630	24.160	27.909	1'47.600	249,4	11:28'50.887
23	31.697	23.177	24.465	27.326	1'46.665	251,2	11:30'37.552

23° 49 S. HORNSEY (1'45.260)

Lap	Seg.1	Seg.2	Seg.3	Seg.4	Lap Time	km/h	Local Time
1		27.179	27.827	29.076		214,3	10:42'08.117
2	33.535	25.046	25.596	28.105	1'52.282	239,5	10:44'00.399
3	32.747	24.611	25.290	28.302	1'50.950	243,2	10:45'51.349
4	33.086	24.579	24.856	27.960	1'50.481	236,3	10:47'41.830
5	32.807	23.993	24.884	27.656	1'49.340	243,2	10:49'31.170
6	32.567	23.679	24.653	27.400	1'48.299	246,0	10:51'19.469
7	32.563	24.053	24.651	31.129	1'52.396P	242,7	10:53'11.865
8	8'34.229	24.520	24.866	27.883	9'51.498P	235,8	11:03'03.363
9	32.448	23.648	24.042	27.408	1'47.546	244,3	11:04'50.909
10	32.255	23.666	23.977	26.992	1'46.890	244,9	11:06'37.799
11	32.117	23.449	23.971	26.789	1'46.326	244,9	11:08'24.125
12	32.087	23.503	23.989	26.949	1'46.528	243,2	11:10'10.653
13	32.083	23.572	24.022	31.541	1'51.218P	241,6	11:12'01.871
14	10'08.498	24.020	24.234	27.587	11'24.339P	242,2	11:23'26.210
15	32.213	23.442	23.908	26.976	1'46.539	244,9	11:25'12.749
16	32.977	23.593	23.812	26.840	1'47.222	242,7	11:26'59.971
17	31.906	23.211	23.585	26.619	1'45.321	247,1	11:28'45.292
18	31.891	23.206	23.418	26.745	1'45.260	247,7	11:30'30.552

21° 84 L. CRESSON (1'44.821)

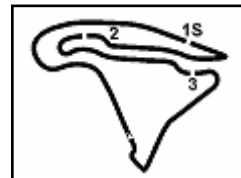
Lap	Seg.1	Seg.2	Seg.3	Seg.4	Lap Time	km/h	Local Time
-----	-------	-------	-------	-------	----------	------	------------

28/09/2018 P = Pits In/Out - C = Lap Time Cancelled

These data/results cannot be reproduced, stored and/or transmitted in whole or in part by any manner of electronic, mechanical, photocopying, recording, broadcasting or otherwise now known or herein after developed without the previous express consent by the copyright owner, except for reproduction in daily press and regular printed publications on sale to the public within 60 days of the event related to those data/results and always provided that copyright symbol appears together as follows below.

© DORNA WSBK ORGANIZATION Srl 2018





ACERBIS French Round, 28 - 30 September 2018

World Supersport - Chronological Analysis Free Practice 1st Session

Magny-Cours 4.411 m

5 / 6

24° 33 K. VAN LEUVEN (1'45.301)

Lap	Seg.1	Seg.2	Seg.3	Seg.4	Lap Time	km/h	Local Time
1		25.925	25.727	28.767		225,0	10:42'03.884
2	32.732	25.521	24.659	27.954	1'50.866	250,6	10:43'54.750
3	32.488	23.513	24.038	27.721	1'47.760	253,5	10:45'42.510
4	31.791	23.469	23.862	27.239	1'46.361	254,7	10:47'28.871
5	31.809	23.645	23.739	27.019	1'46.212	247,1	10:49'15.083
6	31.870	24.181	24.324	32.343	1'52.718P	254,7	10:51'07.801
7	9'11.241	24.348	24.683	27.770	10'28.042P	247,1	11:01'35.843
8	32.142	23.728	24.191	27.087	1'47.148	253,5	11:03'22.991
9	32.004	23.339	23.802	26.915	1'46.060	254,7	11:05'09.051
10	31.900	23.339	23.825	28.010	1'47.074	255,9	11:06'56.125
11	31.784	23.384	23.711	26.841	1'45.720	255,9	11:08'41.845
12	31.743	23.258	23.812	27.218	1'46.031	256,5	11:10'27.876
13	31.970	23.591	24.642	31.031	1'51.234	253,5	11:12'19.110
14	32.107	23.471	24.073	26.926	1'46.577	252,9	11:14'05.687
15	31.691	23.225	24.346	28.426	1'47.688C	256,5	11:15'53.375
16	31.612	23.544	23.858	26.823	1'45.837	247,7	11:17'39.212
17	31.813	23.227	24.464	31.195	1'50.699P	255,3	11:19'29.911
18	4'29.438	25.688	28.466	27.482	5'51.074P	246,0	11:25'20.985
19	31.756	23.447	23.457	26.703	1'45.363	257,1	11:27'06.348
20	31.428	23.118	23.614	27.141	1'45.301	257,8	11:28'51.649
21	31.333	23.365	23.707	27.245	1'45.650	250,6	11:30'37.299

18	32.117	23.530	23.707	27.026	1'46.380	247,1	11:26'43.126
19	32.808	24.506	24.285	30.085	1'51.684P	242,2	11:28'34.810

27° 74 J. VAN SIKKELERUS (1'45.695)

Lap	Seg.1	Seg.2	Seg.3	Seg.4	Lap Time	km/h	Local Time
1		26.263	25.994	28.267		201,9	10:42'06.213
2	32.898	25.417	25.993	28.121	1'52.429	217,3	10:43'58.642
3	32.535	24.739	24.565	27.486	1'49.325	238,4	10:45'47.967
4	32.311	24.388	24.437	33.862	1'54.998	238,4	10:47'42.965
5	32.318	24.060	24.342	27.795	1'48.515	243,8	10:49'31.480
6	32.867	33.032	27.435	27.624	2'00.958	239,5	10:51'32.438
7	32.163	24.125	24.308	27.229	1'47.825	248,3	10:53'20.263
8	32.711	24.357	24.541	29.197	1'50.806P	243,8	10:55'11.069
9	7'02.387	26.604	30.265	32.422	8'31.678P	234,3	11:03'42.747
10	32.106	24.098	23.946	26.976	1'47.126	247,7	11:05'29.873
11	32.072	23.492	24.119	26.750	1'45.433	248,8	11:07'16.306
12	32.100	23.302	24.281	27.102	1'46.785	247,7	11:09'03.091
13	32.451	26.768	24.577	28.640	1'52.436P	244,3	11:10'55.527
14	10'24.245	23.828	24.457	30.469	11'42.999P	245,5	11:22'38.526
15	31.864	23.348	23.902	26.834	1'45.948	251,7	11:24'24.474
16	32.167	23.267	23.972	26.822	1'46.228	250,0	11:26'10.702
17	31.965	33.199	23.752	26.957	1'55.873	250,0	11:28'06.575
18	31.900	23.294	23.740	26.761	1'45.695	250,0	11:29'52.270
19	31.939	24.452	24.823	27.416	1'48.630	249,4	11:31'40.900

25° 10 N. CALERO (1'45.362)

Lap	Seg.1	Seg.2	Seg.3	Seg.4	Lap Time	km/h	Local Time
1		26.113	25.996	28.311		219,1	10:42'06.929
2	32.809	24.200	25.091	27.735	1'49.835	243,2	10:43'56.764
3	32.226	23.780	24.676	27.020	1'47.702	250,6	10:45'44.466
4	32.678	28.676	24.268	27.111	1'52.733	253,5	10:47'37.199
5	31.859	23.545	24.074	27.141	1'46.619	244,3	10:49'23.818
6	31.988	28.316	30.144	32.992	2'03.440P	252,3	10:51'27.258
7	7'02.041	30.535	26.639	28.690	8'27.905P	233,3	10:59'55.163
8	36.024	24.002	24.480	28.104	1'52.610	247,1	11:01'47.773
9	34.642	24.861	25.669	34.333	1'59.505P	245,5	11:03'47.278
10	1'31.077	30.085	26.589	28.478	2'56.229P	210,9	11:06'43.507
11	32.137	23.303	23.743	26.882	1'46.065	249,4	11:08'29.572
12	32.352	23.386	24.105	26.859	1'46.702	249,4	11:10'16.274
13	36.418	29.905	28.128	37.844	2'12.295CP	181,2	11:12'28.569
14	10'56.301	29.326	28.137	28.414	12'22.178P	213,0	11:24'50.747
15	32.252	23.402	23.950	26.927	1'46.531	248,3	11:26'37.278
16	35.763	24.060	23.823	26.959	1'50.605	247,1	11:28'27.883
17	31.780	23.156	23.798	26.628	1'45.362	247,1	11:30'13.245

28° 71 M. MUZIO (1'46.274)

Lap	Seg.1	Seg.2	Seg.3	Seg.4	Lap Time	km/h	Local Time
1							10:42'21.977
2	1'03.246	26.152	25.461	30.216	2'25.075P	223,1	10:44'47.052
3	32.501	23.763	25.555	28.093	1'49.912	250,6	10:46'36.964
4	33.454	23.892	24.968	27.764	1'50.078	239,5	10:48'27.042
5	32.804	23.707	25.323	27.566	1'49.400	248,8	10:50'16.442
6	32.716	23.942	24.814	27.446	1'48.918	248,3	10:52'05.360
7	32.423	24.115	25.036	27.225	1'48.799	246,6	10:53'54.159
8	32.648	23.595	24.389	27.358	1'47.990	250,0	10:55'42.149
9	32.483	24.499	24.874	27.411	1'49.267	249,4	10:57'31.416
10	32.464	23.948	24.583	31.153	1'52.148P	247,7	10:59'23.564
11	4'25.327	24.100	24.697	27.503	5'41.627P	233,3	11:05'05.191
12	32.295	23.869	24.400	27.089	1'47.653	248,3	11:06'52.844
13	32.189	23.482	24.485	27.334	1'47.490	251,2	11:08'40.334
14	32.310	23.445	24.246	27.319	1'47.320	248,8	11:10'27.654
15	32.174	24.581	24.493	29.817	1'51.065	248,8	11:12'18.719
16	32.606	23.813	24.205	27.063	1'47.687	241,1	11:14'06.406
17	31.904	23.201	24.203	27.173	1'46.481	253,5	11:15'52.887
18	31.941	23.385	23.961	33.656	1'52.943P	252,3	11:17'45.830
19	4'00.028	24.362	24.324	27.102	5'15.816P	172,2	11:23'01.646
20	31.820	23.528	24.221	27.105	1'46.674	250,6	11:24'48.320
21	31.948	23.255	24.047	27.024	1'46.274	251,2	11:26'34.594
22	31.972	26.579	24.427	27.029	1'50.007	250,6	11:28'24.601
23	31.785	23.390	24.007	27.121	1'46.303	251,2	11:30'10.904

26° 67 G. MATERN (1'45.658)

Lap	Seg.1	Seg.2	Seg.3	Seg.4	Lap Time	km/h	Local Time
1							10:40'26.394
2	56.070	30.212	26.505	28.564	2'21.351CP	219,5	10:42'47.745
3	33.508	24.598	24.939	31.340	1'54.385P	240,0	10:44'42.130
4	4'40.504	24.576	24.584	29.004	5'58.668P	240,0	10:50'40.798
5	32.712	24.081	24.221	27.186	1'48.200	247,1	10:52'28.998
6	32.736	23.958	24.195	26.852	1'47.741	243,8	10:54'16.739
7	32.402	23.943	24.243	27.017	1'47.605	245,5	10:56'04.344
8	32.505	23.941	24.290	29.823	1'50.559P	242,7	10:57'54.903
9	6'07.542	24.437	24.470	27.188	7'23.637P	236,8	11:05'18.540
10	32.473	24.032	24.005	28.109	1'48.619	243,8	11:07'07.159
11	32.527	23.806	24.197	27.095	1'47.625	244,3	11:08'54.784
12	32.773	23.656	23.954	26.940	1'47.323	244,3	11:10'42.107
13	32.559	24.054	24.108	29.834	1'50.555P	244,3	11:12'32.662
14	5'48.843	24.260	24.304	27.367	7'04.774P	238,9	11:19'37.436
15	32.134	23.609	23.761	27.052	1'46.556	248,8	11:21'23.992
16	32.092	23.367	23.651	26.548	1'45.658	245,5	11:23'09.650
17	32.253	23.593	24.207	27.043	1'47.096	244,3	11:24'56.746

29° 15 A. COPPOLA (1'47.802)

Lap	Seg.1	Seg.2	Seg.3	Seg.4	Lap Time	km/h	Local Time
1		25.664	25.410	28.748		209,7	10:42'05.385
2	33.052	25.294	25.023	27.131	1'50.500	245,5	10:43'55.885
3	32.180	23.816	24.339	27.467	1'47.802	243,8	10:45'43.687

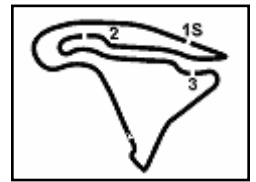
30° 12 A. MURLEY (1'48.564)

Lap	Seg.1	Seg.2	Seg.3	Seg.4	Lap Time	km/h	Local Time
1		26.816	26.755	28.806		219,1	10:42'14.289
2	34.312	24.917	25.671	28.102	1'53.002	236,8	10:44'07.291
3	33.681	24.145	25.067	27.560	1'50.453	237,9	10:45'57.744
4	33.488	24.619	25.136	27.723	1'50.966	241,1	10:47'48.710
5	33.203	24.175	24.954	27.678	1'50.010	241,1	10:49'38.720

28/09/2018 P = Pits In/Out - C = Lap Time Cancelled

These data/results cannot be reproduced, stored and/or transmitted in whole or in part by any manner of electronic, mechanical, photocopying, recording, broadcasting or otherwise now known or herein after developed without the previous express consent by the copyright owner, except for reproduction in daily press and regular printed publications on sale to the public within 60 days of the event related to those data/results and always provided that copyright symbol appears together as follows below.

© DORNA WSBK ORGANIZATION Srl 2018



ACERBIS French Round, 28 - 30 September 2018

World Supersport - Chronological Analysis Free Practice 1st Session

6	33.132	23.914	24.840	27.359	1'49.245	240,0	10:51'27.965
7	33.412	24.802	24.944	32.192	1'55.350P	240,0	10:53'23.315
8	8'33.214	25.492	25.271	27.824	9'51.801P	224,5	11:03'15.116
9	33.280	24.008	24.846	27.537	1'49.671	237,9	11:05'04.787
10	32.877	24.138	24.722	27.387	1'49.124	239,5	11:06'53.911
11	32.804	23.828	24.774	27.632	1'49.038	241,6	11:08'42.949
12	32.844	23.960	24.523	41.394	2'02.721	240,5	11:10'45.670
13	33.168	24.698	24.777	31.603	1'54.246P	239,5	11:12'39.916
14	8'18.965	25.271	27.327	28.191	9'39.754P	226,4	11:22'19.670
15	33.137	23.980	24.873	27.379	1'49.369	242,7	11:24'09.039
16	32.591	23.740	24.615	27.618	1'48.564	242,7	11:25'57.603
17	32.830	23.846	24.606	27.749	1'49.031	243,2	11:27'46.634
18	32.691	29.400	25.368	41.019	2'08.478	243,8	11:29'55.112
19	33.478	24.108	24.790	28.040	1'50.416	237,4	11:31'45.528

28/09/2018 P = Pits In/Out - C = Lap Time Cancelled

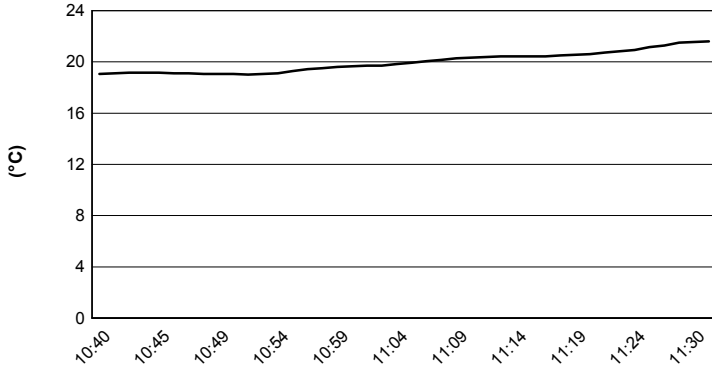
These data/results cannot be reproduced, stored and/or transmitted in whole or in part by any manner of electronic, mechanical, photocopying, recording, broadcasting or otherwise now known or herein after developed without the previous express consent by the copyright owner, except for reproduction in daily press and regular printed publications on sale to the public within 60 days of the event related to those data/results and always provided that copyright symbol appears together as follows below.

© DORNA WSBK ORGANIZATION Srl 2018

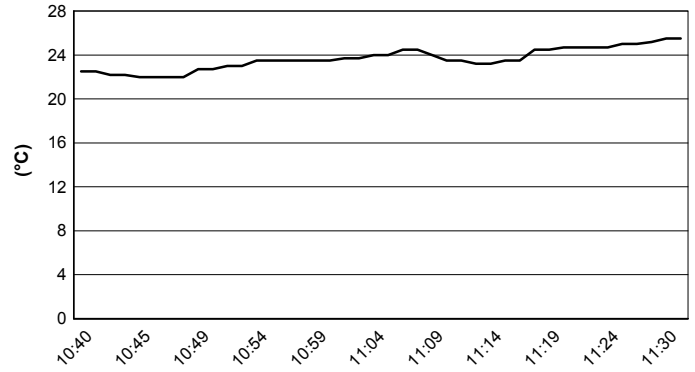


ACERBIS French Round, 28 - 30 September 2018
World Supersport - Weather Report Free Practice 1st Session
 Session started 10:40 - Session ended 11:31

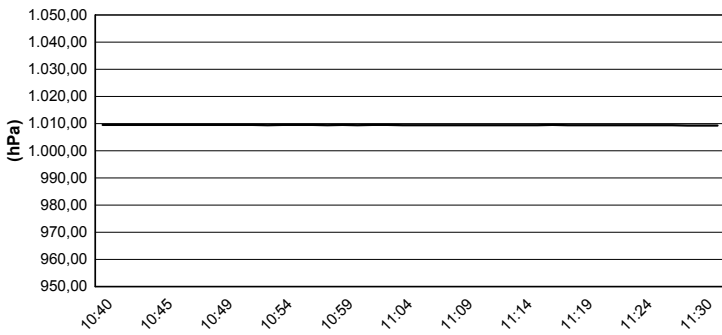
Air Temperature



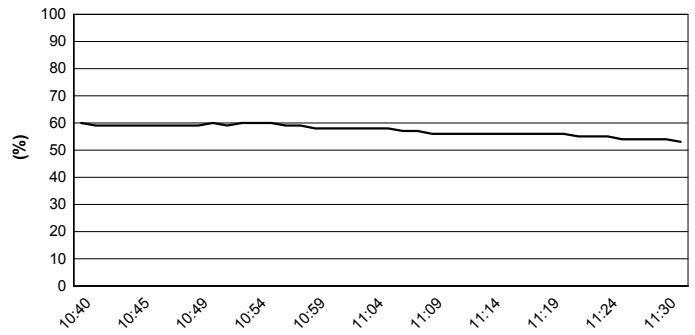
Track Temperature



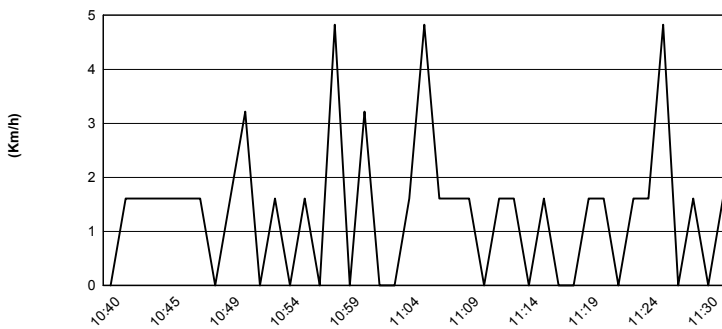
Air Pressure



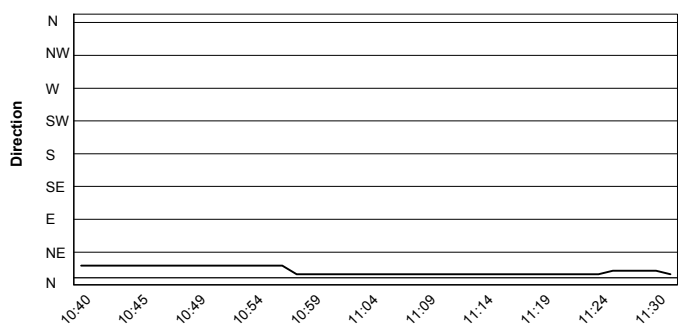
Humidity



Wind Speed



Wind Direction



28/09/2018

These data/results cannot be reproduced, stored and/or transmitted in whole or in part by any manner of electronic, mechanical, photocopying, recording, broadcasting or otherwise now known or herein after developed without the previous express consent by the copyright owner, except for reproduction in daily press and regular printed publications on sale to the public within 60 days of the event related to those data/results and always provided that copyright symbol appears together as follows below.

© DORNA WSBK ORGANIZATION Srl 2018