

## ACERBIS French Round, 28 - 30 September 2018

### World Supersport - Results Superpole 1

No.	Rider	Nat	Team	Bike	Class	Time	Gap	Rel.	Laps	Speed	
										Avg	Max
1*	38 H. SOOMER	EST	Racedays	Honda CBR600RR		<b>1'42.084</b>			3	155,554	<b>260,2</b>
2*	86 A. BADOVINI	ITA	MV Agusta Reparto Corse by Vomag	MV Agusta F3 675		<b>1'42.341</b>	0.257	0.257	7	155,164	<b>260,2</b>
3	56 P. SEBESTYEN	HUN	CIA Landlord Insurance Honda	Honda CBR600RR		<b>1'42.449</b>	0.365	0.108	7	155,000	<b>261,5</b>
4	47 R. HARTOG	NED	Team Hartog - Against Cancer	Kawasaki ZX-6R	ESS	<b>1'42.472</b>	0.388	0.023	7	154,965	<b>259,6</b>
5	98 H. BARBERA	ESP	Kawasaki Puccetti Racing	Kawasaki ZX-6R		<b>1'42.484</b>	0.400	0.012	7	154,947	<b>260,2</b>
6	81 L. STAPLEFORD	GBR	Profile Racing	Yamaha YZF R6		<b>1'42.899</b>	0.815	0.415	7	154,322	<b>257,8</b>
7	84 L. CRESSON	BEL	Kallio Racing	Yamaha YZF R6		<b>1'43.026</b>	0.942	0.127	7	154,132	<b>264,7</b>
8	77 W. TESSELS	NED	Chromeburner Wayne's Racingteam MfM	Kawasaki ZX-6R	ESS	<b>1'43.048</b>	0.964	0.022	7	154,099	<b>254,7</b>
9	88 C. STANGE	GER	Team GoEleven Kawasaki	Kawasaki ZX-6R		<b>1'43.279</b>	1.195	0.231	7	153,754	<b>257,1</b>
10	33 K. VAN LEUVEN	NED	EAB antwest Racing	Kawasaki ZX-6R		<b>1'43.459</b>	1.375	0.180	7	153,487	<b>257,8</b>
11	49 S. HORNSEY	GBR	Profile Racing	Triumph Daytona 675		<b>1'43.733</b>	1.649	0.274	7	153,081	<b>247,7</b>
12	80 M. BAU	FRA	MAXIGP108	Yamaha YZF R6		<b>1'43.808</b>	1.724	0.075	8	152,971	<b>259,0</b>
13	71 M. MUZIO	ITA	The BlackSheep Team	Yamaha YZF R6		<b>1'43.813</b>	1.729	0.005	7	152,964	<b>257,8</b>
14	82 P. PEKKANEN	FIN	Paukku Racing	Triumph Daytona 675		<b>1'43.865</b>	1.781	0.052	8	152,887	<b>257,8</b>
15	10 N. CALERO	ESP	Orelac Racing VerdNatura	Kawasaki ZX-6R		<b>1'43.896</b>	1.812	0.031	7	152,841	<b>254,7</b>
16	34 J. ITURRIOZ	ARG	Team GoEleven Kawasaki	Kawasaki ZX-6R		<b>1'44.126</b>	2.042	0.230	4	152,504	<b>251,7</b>
17	15 A. COPPOLA	ITA	GRT Yamaha Official WorldSSP Junior Team	Yamaha YZF R6	ESS	<b>1'44.253</b>	2.169	0.127	3	152,318	<b>252,9</b>
18	67 G. MATERN	FRA	Flembo Leader Team	Kawasaki ZX-6R		<b>1'45.403</b>	3.319	1.150	7	150,656	<b>251,2</b>
19	12 A. MURLEY	GBR	GEMAR Team Lorini	Honda CBR600RR		<b>1'46.645</b>	4.561	1.242	6	148,901	<b>248,3</b>
20	74 J. VAN SIKKELERUS	NED	GEMAR Team Lorini	Honda CBR600RR		<b>1'46.843</b>	4.759	0.198	4	148,626	<b>251,2</b>

\* Qualified to Superpole 2

AIR	Humidity:	51%	Temp:	19°C
TRACK	Condition:	Dry	Temp:	29°C

Records	Pole (QP)	2014 J.Cluzel	1'40.550	157,930	Km/h
	Race (RC)	2009 C.Crutchlow	1'41.407	156,590	Km/h
	Circuit (QP)	2014 J.Cluzel	1'40.550	157,930	Km/h

Start 29/09/2018 14:00 End 14:16 The results are provisional until the end of the time limit for protests and appeals and the completion of the technical checks.

These data/results cannot be reproduced, stored and/or transmitted in whole or in part by any manner of electronic, mechanical, photocopying, recording, broadcasting or otherwise now known or herein after developed without the previous express consent by the copyright owner, except for reproduction in daily press and regular printed publications on sale to the public within 60 days of the event related to those data/results and always provided that copyright symbol appears together as follows below.

© DORNA WSBK ORGANIZATION Srl 2018



### ACERBIS French Round, 28 - 30 September 2018

### World Supersport - Results Superpole 1

#### Session Highlights

Local Time	No. Rider	Description
14.00.00		Start
14.06.19	10 N. CALERO	Current Lap Cancelled - Exceeded Track Limits - Turn 6
14.09.51	15 A. COPPOLA	Crashed - Turn 7
14.11.00	15 A. COPPOLA	Medical Centre
14.12.08	34 J. ITURRIOZ	Current Lap Cancelled - Exceeded Track Limits - Turn 6
14.12.08	34 J. ITURRIOZ	Technical Problem - Turn 6
14.13.52	98 H. BARBERA	Current Lap Cancelled - Exceeded Track Limits - Turn 17
14.15.33	80 M. BAU	Current Lap Cancelled - Exceeded Track Limits - Turn 11
14.16.37		End Of Session

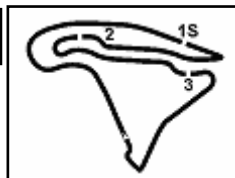
#### Fastest Laps Sequence

No.	Rider	Nat	Team	Bike	Local Time	Time	Gap	Avg
47	R. HARTOG	NED	Team Hartog - Against Cancer	Kawasaki ZX-6R	14:03'33.287	<b>1'43.521</b>		153,395
38	H. SOOMER	EST	Racedays	Honda CBR600RR	14:03'42.935	<b>1'42.084</b>	-1.437	155,554

Start 14:00 End 14:16 The results are provisional until the end of the time limit for protests and appeals and the completion of the technical checks.

These data/results cannot be reproduced, stored and/or transmitted in whole or in part by any manner of electronic, mechanical, photocopying, recording, broadcasting or otherwise now known or herein after developed without the previous express consent by the copyright owner, except for reproduction in daily press and regular printed publications on sale to the public within 60 days of the event related to those data/results and always provided that copyright symbol appears together as follows below.

© DORNA WSBK ORGANIZATION Srl 2018



## ACERBIS French Round, 28 - 30 September 2018

### World Supersport - Best Sectors & Speed Superpole 1

BEST LAP		
1	38 H. SOOMER	Honda CBR600RR 1'42.084
2	86 A. BADOVINI	MV Agusta F3 675 1'42.341
3	56 P. SEBESTYEN	Honda CBR600RR 1'42.449
4	47 R. HARTOG	Kawasaki ZX-6R 1'42.472
5	98 H. BARBERA	Kawasaki ZX-6R 1'42.484
6	81 L. STAPLEFORD	Yamaha YZF R6 1'42.899
7	84 L. CRESSON	Yamaha YZF R6 1'43.026
8	77 W. TESSELS	Kawasaki ZX-6R 1'43.048
9	88 C. STANGE	Kawasaki ZX-6R 1'43.279
10	33 K. VAN LEUVEN	Kawasaki ZX-6R 1'43.459
11	49 S. HORNSEY	Triumph Daytona 675 1'43.733
12	80 M. BAU	Yamaha YZF R6 1'43.808
13	71 M. MUZIO	Yamaha YZF R6 1'43.813
14	82 P. PEKKANEN	Triumph Daytona 675 1'43.865
15	10 N. CALERO	Kawasaki ZX-6R 1'43.896
16	34 J. ITURRIOZ	Kawasaki ZX-6R 1'44.126
17	15 A. COPPOLA	Yamaha YZF R6 1'44.253
18	67 G. MATERN	Kawasaki ZX-6R 1'45.403
19	12 A. MURLEY	Honda CBR600RR 1'46.645
20	74 J. VAN SIKKELERUS	Honda CBR600RR 1'46.843

SPEED		
1	84 L. CRESSON	Yamaha YZF R6 264,7
2	56 P. SEBESTYEN	Honda CBR600RR 261,5
3	86 A. BADOVINI	MV Agusta F3 675 260,2
4	38 H. SOOMER	Honda CBR600RR 260,2
5	98 H. BARBERA	Kawasaki ZX-6R 260,2
6	47 R. HARTOG	Kawasaki ZX-6R 259,6
7	80 M. BAU	Yamaha YZF R6 259,0
8	33 K. VAN LEUVEN	Kawasaki ZX-6R 257,8
9	81 L. STAPLEFORD	Yamaha YZF R6 257,8
10	71 M. MUZIO	Yamaha YZF R6 257,8
11	82 P. PEKKANEN	Triumph Daytona 675 257,8
12	88 C. STANGE	Kawasaki ZX-6R 257,1
13	77 W. TESSELS	Kawasaki ZX-6R 254,7
14	10 N. CALERO	Kawasaki ZX-6R 254,7
15	15 A. COPPOLA	Yamaha YZF R6 252,9
16	34 J. ITURRIOZ	Kawasaki ZX-6R 251,7
17	67 G. MATERN	Kawasaki ZX-6R 251,2
18	74 J. VAN SIKKELERUS	Honda CBR600RR 251,2
19	12 A. MURLEY	Honda CBR600RR 248,3
20	49 S. HORNSEY	Triumph Daytona 675 247,7

SEG. 1		
1	38 H. SOOMER	30.812
2	56 P. SEBESTYEN	30.856
3	98 H. BARBERA	30.896
4	47 R. HARTOG	30.917
5	88 C. STANGE	30.986
6	84 L. CRESSON	31.011
7	77 W. TESSELS	31.033
8	86 A. BADOVINI	31.057
9	71 M. MUZIO	31.059
10	82 P. PEKKANEN	31.146
11	49 S. HORNSEY	31.150
12	34 J. ITURRIOZ	31.154
13	15 A. COPPOLA	31.202
14	81 L. STAPLEFORD	31.210
15	80 M. BAU	31.253
16	33 K. VAN LEUVEN	31.281
17	10 N. CALERO	31.320
18	67 G. MATERN	31.709
19	12 A. MURLEY	32.198
20	74 J. VAN SIKKELERUS	32.431

SEG. 2		
1	47 R. HARTOG	22.470
2	86 A. BADOVINI	22.482
3	98 H. BARBERA	22.489
4	81 L. STAPLEFORD	22.568
5	84 L. CRESSON	22.608
6	56 P. SEBESTYEN	22.615
7	38 H. SOOMER	22.702
8	88 C. STANGE	22.711
9	80 M. BAU	22.745
10	33 K. VAN LEUVEN	22.772
11	82 P. PEKKANEN	22.851
12	49 S. HORNSEY	22.889
13	77 W. TESSELS	22.920
14	10 N. CALERO	22.943
15	71 M. MUZIO	22.998
16	34 J. ITURRIOZ	23.157
17	67 G. MATERN	23.202
18	15 A. COPPOLA	23.281
19	12 A. MURLEY	23.505
20	74 J. VAN SIKKELERUS	23.561

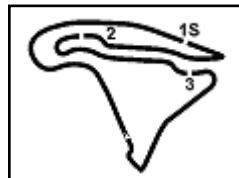
SEG. 3		
1	86 A. BADOVINI	22.722
2	38 H. SOOMER	22.744
3	98 H. BARBERA	22.852
4	47 R. HARTOG	22.910
5	56 P. SEBESTYEN	22.942
6	77 W. TESSELS	22.971
7	88 C. STANGE	22.983
8	81 L. STAPLEFORD	23.028
9	10 N. CALERO	23.105
10	84 L. CRESSON	23.169
11	80 M. BAU	23.188
12	82 P. PEKKANEN	23.214
13	49 S. HORNSEY	23.221
14	33 K. VAN LEUVEN	23.263
15	34 J. ITURRIOZ	23.293
16	71 M. MUZIO	23.347
17	15 A. COPPOLA	23.390
18	67 G. MATERN	23.500
19	12 A. MURLEY	23.814
20	74 J. VAN SIKKELERUS	23.943

SEG. 4		
1	38 H. SOOMER	25.826
2	86 A. BADOVINI	25.950
3	47 R. HARTOG	25.992
4	88 C. STANGE	26.013
5	56 P. SEBESTYEN	26.024
6	81 L. STAPLEFORD	26.031
7	98 H. BARBERA	26.068
8	77 W. TESSELS	26.124
9	33 K. VAN LEUVEN	26.143
10	84 L. CRESSON	26.149
11	49 S. HORNSEY	26.247
12	82 P. PEKKANEN	26.273
13	71 M. MUZIO	26.285
14	10 N. CALERO	26.303
15	15 A. COPPOLA	26.360
16	34 J. ITURRIOZ	26.413
17	80 M. BAU	26.477
18	67 G. MATERN	26.487
19	74 J. VAN SIKKELERUS	26.884
20	12 A. MURLEY	26.941

29/09/2018

These data/results cannot be reproduced, stored and/or transmitted in whole or in part by any manner of electronic, mechanical, photocopying, recording, broadcasting or otherwise now known or herein after developed without the previous express consent by the copyright owner, except for reproduction in daily press and regular printed publications on sale to the public within 60 days of the event related to those data/results and always provided that copyright symbol appears together as follows below.

© DORNA WSBK ORGANIZATION Srl 2018



Magny-Cours 4.411 m

## ACERBIS French Round, 28 - 30 September 2018

### World Supersport - Ideal Times Superpole 1

No.	Rider	Nat	Bike	Seg. 1	Seg. 2	Seg. 3	Seg. 4	Ideal Time			
				Diff. 1	Diff. 2	Diff. 3	Diff. 4	Best Lap	Pos.	Diff.	
1	<b>38 H. SOOMER</b>	EST	Honda CBR600RR	<b>30.812</b>	22.702	22.744	<b>25.826</b>	<b>1'42.084</b>	1'42.084	1	
2	<b>86 A. BADOVINI</b>	ITA	MV Agusta F3 675	31.057	22.482 0.118	<b>22.722</b> 0.012	25.950	<b>1'42.211</b>	1'42.341	2	0.130
3	<b>47 R. HARTOG</b>	NED	Kawasaki ZX-6R	30.917	<b>22.470</b>	22.910 0.062	25.992 0.121	<b>1'42.289</b>	1'42.472	4	0.183
4	<b>98 H. BARBERA</b>	ESP	Kawasaki ZX-6R	30.896	22.489	22.852 0.130	26.068 0.049	<b>1'42.305</b>	1'42.484	5	0.179
5	<b>56 P. SEBESTYEN</b>	HUN	Honda CBR600RR	30.856	22.615	22.942 0.012	26.024	<b>1'42.437</b>	1'42.449	3	0.012
6	<b>88 C. STANGE</b>	GER	Kawasaki ZX-6R	30.986	22.711 0.212	22.983	26.013 0.374	<b>1'42.693</b>	1'43.279	9	0.586
7	<b>81 L. STAPLEFORD</b>	GBR	Yamaha YZF R6	31.210 0.008	22.568	23.028	26.031 0.054	<b>1'42.837</b>	1'42.899	6	0.062
8	<b>84 L. CRESSON</b>	BEL	Yamaha YZF R6	31.011 0.079	22.608	23.169	26.149 0.010	<b>1'42.937</b>	1'43.026	7	0.089
9	<b>77 W. TESSELS</b>	NED	Kawasaki ZX-6R	31.033	22.920	22.971	26.124	<b>1'43.048</b>	1'43.048	8	
10	<b>33 K. VAN LEUVEN</b>	NED	Kawasaki ZX-6R	31.281	22.772	23.263	26.143	<b>1'43.459</b>	1'43.459	10	
11	<b>82 P. PEKKANEN</b>	FIN	Triumph Daytona 675	31.146	22.851	23.214 0.119	26.273 0.262	<b>1'43.484</b>	1'43.865	14	0.381
12	<b>49 S. HORNSEY</b>	GBR	Triumph Daytona 675	31.150 0.094	22.889	23.221 0.028	26.247 0.104	<b>1'43.507</b>	1'43.733	11	0.226
13	<b>80 M. BAU</b>	FRA	Yamaha YZF R6	31.253 0.120	22.745	23.188	26.477 0.025	<b>1'43.663</b>	1'43.808	12	0.145
14	<b>10 N. CALERO</b>	ESP	Kawasaki ZX-6R	31.320	22.943	23.105 0.225	26.303	<b>1'43.671</b>	1'43.896	15	0.225
15	<b>71 M. MUZIO</b>	ITA	Yamaha YZF R6	31.059	22.998 0.048	23.347 0.076	26.285	<b>1'43.689</b>	1'43.813	13	0.124
16	<b>34 J. ITURRIOZ</b>	ARG	Kawasaki ZX-6R	31.154	23.157	23.293 0.109	26.413	<b>1'44.017</b>	1'44.126	16	0.109
17	<b>15 A. COPPOLA</b>	ITA	Yamaha YZF R6	31.202 0.020	23.281	23.390	26.360	<b>1'44.233</b>	1'44.253	17	0.020
18	<b>67 G. MATERN</b>	FRA	Kawasaki ZX-6R	31.709 0.123	23.202 0.086	23.500 0.296	26.487	<b>1'44.898</b>	1'45.403	18	0.505
19	<b>12 A. MURLEY</b>	GBR	Honda CBR600RR	32.198	23.505 0.167	23.814	26.941 0.020	<b>1'46.458</b>	1'46.645	19	0.187
20	<b>74 J. VAN SIKKELERUS</b>	NED	Honda CBR600RR	32.431	23.561 0.024	23.943	26.884	<b>1'46.819</b>	1'46.843	20	0.024
<b>Overall Ideal Time</b>				<b>30.812</b>	<b>22.470</b>	<b>22.722</b>	<b>25.826</b>	<b>1'41.830</b>			

29/09/2018

These data/results cannot be reproduced, stored and/or transmitted in whole or in part by any manner of electronic, mechanical, photocopying, recording, broadcasting or otherwise now known or herein after developed without the previous express consent by the copyright owner, except for reproduction in daily press and regular printed publications on sale to the public within 60 days of the event related to those data/results and always provided that copyright symbol appears together as follows below.

© DORNA WSBK ORGANIZATION Srl 2018

FICR PERUGIA TIMING

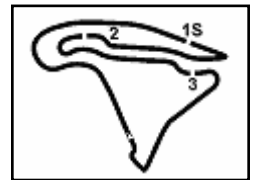


Official Tyre Supplier



Official Timekeeper





## ACERBIS French Round, 28 - 30 September 2018

### World Supersport - Chronological Analysis Superpole 1

7	31.432	22.917	23.423	26.611	1'44.383	257,1	14:12'33.501
8	31.373	<b>22.745</b>	<b>23.188</b>	26.502	<b>1'43.808</b>	258,4	14:14'17.309
9	31.379	22.836	24.447	28.168	1'46.830C	257,8	14:16'04.139

13° 71 M. MUZIO (1'43.813)							
Lap	Seg.1	Seg.2	Seg.3	Seg.4	Lap Time	km/h	Local Time
1							14:00'03.279
2	49.409	24.335	23.993	27.548	2'05.285P	233,8	14:02'08.564
3	31.351	<b>22.998</b>	23.407	26.516	1'44.272	254,1	14:03'52.836
4	31.514	23.186	23.541	26.679	1'44.920	254,7	14:05'37.756
5	31.701	23.186	23.585	31.722	1'50.194P	250,0	14:07'27.950
6	3'33.832	26.420	23.669	26.516	4'50.437P	240,5	14:12'18.387
7	<b>31.059</b>	23.046	23.423	<b>26.285</b>	<b>1'43.813</b>	257,1	14:14'02.200
8	31.263	23.275	<b>23.347</b>	26.384	1'44.269	<b>257,8</b>	14:15'46.469

14° 82 P. PEKKANEN (1'43.865)							
Lap	Seg.1	Seg.2	Seg.3	Seg.4	Lap Time	km/h	Local Time
1							14:00'06.933
2	47.087	24.653	24.354	27.419	2'03.513P	228,8	14:02'10.446
3	31.499	23.401	<b>23.214</b>	26.353	1'44.467	254,7	14:03'54.913
4	31.514	23.092	23.470	<b>26.273</b>	1'44.349	255,3	14:05'39.262
5	31.286	23.150	23.265	26.363	1'44.064	254,7	14:07'23.326
6	31.304	23.106	23.324	30.141	1'47.875P	255,9	14:09'11.201
7	1'52.338	23.879	23.632	26.641	3'06.490P	241,1	14:12'17.691
8	31.197	23.162	23.508	26.408	1'44.275	254,1	14:14'01.966
9	<b>31.146</b>	<b>22.851</b>	23.333	26.535	<b>1'43.865</b>	<b>257,8</b>	14:15'45.831

15° 10 N. CALERO (1'43.896)							
Lap	Seg.1	Seg.2	Seg.3	Seg.4	Lap Time	km/h	Local Time
1		24.521	24.010	26.655		241,1	14:01'50.898
2	31.431	23.295	<b>23.105</b>	26.529	1'44.360	252,9	14:03'35.258
3	31.428	23.051	23.276	26.861	1'44.616	251,7	14:05'19.874
4	33.770	29.610	27.569	30.544	2'01.493CP	208,9	14:07'21.367
5	2'04.538	27.125	24.538	26.356	3'22.557P	216,0	14:10'43.924
6	<b>31.320</b>	<b>22.943</b>	23.330	<b>26.303</b>	<b>1'43.896</b>	254,1	14:12'27.820
7	31.435	23.398	23.500	26.869	1'45.202	247,1	14:14'13.022
8	31.565	23.121	23.638	26.394	1'44.718	<b>254,7</b>	14:15'57.740

16° 34 J. ITURRIOZ (1'44.126)							
Lap	Seg.1	Seg.2	Seg.3	Seg.4	Lap Time	km/h	Local Time
1		24.299	24.252	26.593		233,3	14:01'52.288
2	31.208	23.542	<b>23.293</b>	<b>26.413</b>	1'44.456	240,0	14:03'36.744
3	<b>31.154</b>	<b>23.157</b>	23.402	<b>26.413</b>	<b>1'44.126</b>	249,4	14:05'20.870
4	31.864	30.626	24.200	29.545	1'56.235P	233,3	14:07'17.105
5	2'13.780	24.255	23.752	26.593	3'28.380P	242,7	14:10'45.485

17° 15 A. COPPOLA (1'44.253)							
Lap	Seg.1	Seg.2	Seg.3	Seg.4	Lap Time	km/h	Local Time
1		24.516	25.936	27.795		228,3	14:01'55.854
2	<b>31.202</b>	23.362	23.534	26.478	1'44.576	252,3	14:03'40.430
3	31.222	<b>23.281</b>	<b>23.390</b>	<b>26.360</b>	<b>1'44.253</b>	<b>252,9</b>	14:05'24.683
4	31.431	25.356	23.953	31.422	1'52.162P	237,4	14:07'16.845

18° 67 G. MATERN (1'45.403)							
Lap	Seg.1	Seg.2	Seg.3	Seg.4	Lap Time	km/h	Local Time
1							14:00'03.979
2	48.821	24.658	24.167	27.301	2'04.947P	231,8	14:02'08.926
3	31.793	23.604	23.656	26.693	1'45.746	250,6	14:03'54.672
4	31.908	23.548	23.597	26.637	1'45.690	246,6	14:05'40.362
5	<b>31.709</b>	<b>23.202</b>	<b>23.500</b>	27.235	1'45.646	<b>251,2</b>	14:07'26.008
6	32.441	23.737	24.147	29.778	1'50.103P	248,3	14:09'16.111
7	3'18.222	24.041	23.905	26.725	4'32.893P	241,1	14:13'49.004
8	31.832	23.288	23.796	<b>26.487</b>	<b>1'45.403</b>	247,7	14:15'34.407

19° 12 A. MURLEY (1'46.645)							
Lap	Seg.1	Seg.2	Seg.3	Seg.4	Lap Time	km/h	Local Time
1		24.525	24.567	28.093		243,8	14:02'13.087
2	32.417	23.918	23.979	27.258	1'47.572	247,7	14:04'00.659
3	32.230	23.565	24.139	27.267	1'47.201	247,7	14:05'47.860
4	<b>32.198</b>	23.672	<b>23.814</b>	26.961	<b>1'46.645</b>	246,0	14:07'34.505
5	32.391	26.768	24.482	28.603	1'52.244P	<b>248,3</b>	14:09'26.749
6	3'07.058	31.875	24.737	27.188	4'30.858P	217,3	14:13'57.607
7	32.300	<b>23.505</b>	23.977	<b>26.941</b>	1'46.723	247,7	14:15'44.330

20° 74 J. VAN SIKKELERUS (1'46.843)							
Lap	Seg.1	Seg.2	Seg.3	Seg.4	Lap Time	km/h	Local Time
1		25.752	33.359	38.508		220,0	14:02'17.183
2	2'11.114	24.287	25.344	27.710	3'28.455P	243,8	14:05'45.638
3	<b>32.431</b>	23.585	<b>23.943</b>	<b>26.884</b>	<b>1'46.843</b>	250,6	14:07'32.481
4	32.510	24.947	24.300	29.213	1'50.970P	<b>251,2</b>	14:09'23.451
5	3'28.795	<b>23.561</b>	24.162	41.824	4'58.342P	247,7	14:14'21.793

29/09/2018 P = Pits In/Out - C = Lap Time Cancelled

These data/results cannot be reproduced, stored and/or transmitted in whole or in part by any manner of electronic, mechanical, photocopying, recording, broadcasting or otherwise now known or herein after developed without the previous express consent by the copyright owner, except for reproduction in daily press and regular printed publications on sale to the public within 60 days of the event related to those data/results and always provided that copyright symbol appears together as follows below.

© DORNA WSBK ORGANIZATION Srl 2018

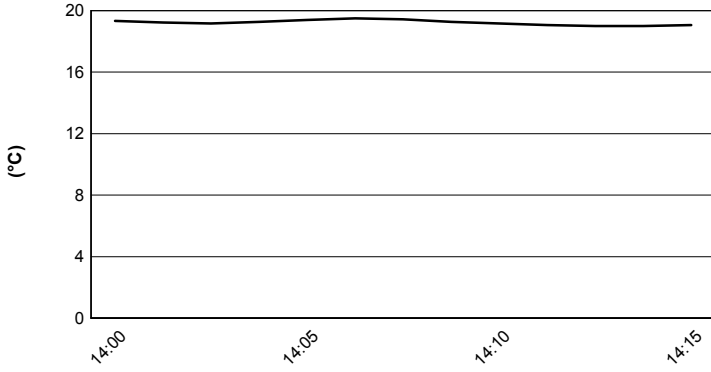




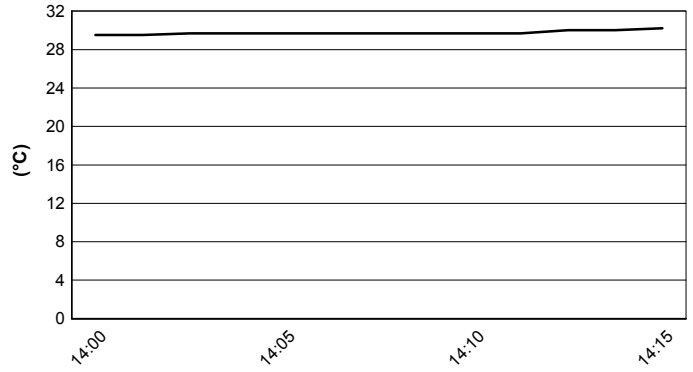
Magny-Cours 4.411 m

**ACERBIS French Round, 28 - 30 September 2018**  
**World Supersport - Weather Report Superpole 1**  
 Session started 14:00 - Session ended 14:16


**Air Temperature**



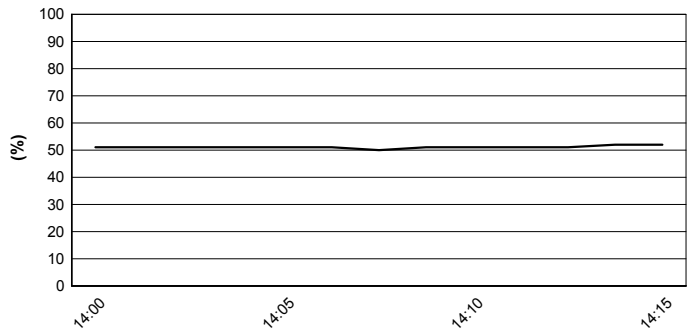
**Track Temperature**



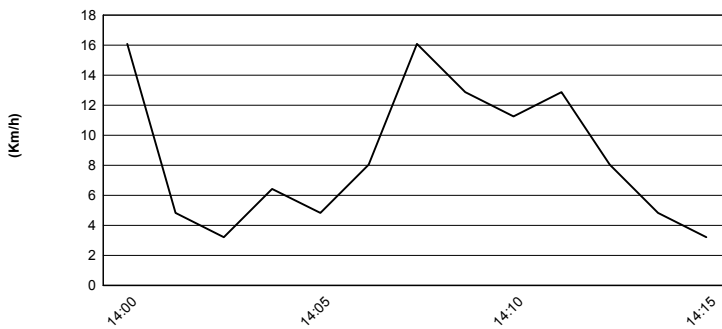
**Air Pressure**



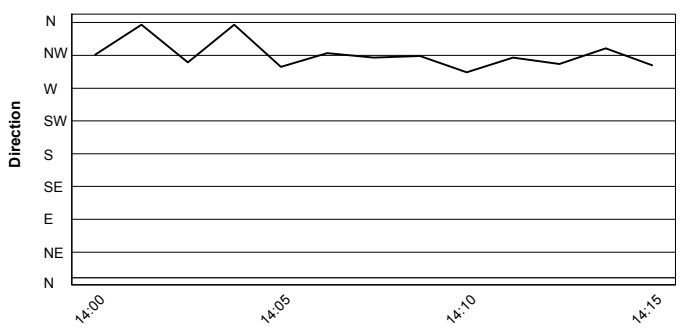
**Humidity**



**Wind Speed**



**Wind Direction**



29/09/2018

These data/results cannot be reproduced, stored and/or transmitted in whole or in part by any manner of electronic, mechanical, photocopying, recording, broadcasting or otherwise now known or herein after developed without the previous express consent by the copyright owner, except for reproduction in daily press and regular printed publications on sale to the public within 60 days of the event related to those data/results and always provided that copyright symbol appears together as follows below.

© DORNA WSBK ORGANIZATION Srl 2018

