

ACERBIS French Round, 28 - 30 September 2018

World Supersport 300 - Chronological Analysis Race

Magny-Cours 4.411 m

Start at 12:41'16.138

1 / 5

1° 33 D. VALLE (1'54.781)							
Lap	Seg.1	Seg.2	Seg.3	Seg.4	Lap Time	km/h	Local Time
1		26.537	25.905	28.779	1'57.166	191,8	12:43'13.304
2	35.218	25.764	25.833	28.763	1'55.578	196,4	12:45'08.882
3	35.052	25.555	25.749	28.605	1'54.961	193,5	12:47'03.843
4	35.442	25.409	25.861	28.798	1'55.510	188,5	12:48'59.353
5	35.436	25.711	26.500	28.518	1'56.165	184,9	12:50'55.518
6	35.050	25.402	25.767	28.562	1'54.781	194,9	12:52'50.299
7	35.251	25.931	26.682	28.951	1'56.815	191,2	12:54'47.114
8	35.484	25.468	25.789	28.500	1'55.241	196,0	12:56'42.355
9	35.212	25.953	25.615	28.738	1'55.518	198,5	12:58'37.873
10	35.627	25.272	25.813	28.929	1'55.641	188,8	13:00'33.514
11	35.377	25.539	25.817	28.818	1'55.551	192,2	13:02'29.065
12	35.565	25.487	25.847	28.421	1'55.320	186,5	13:04'24.385
Race Time 23'08.247							

2° 8 M. PEREZ (1'54.561)							
Lap	Seg.1	Seg.2	Seg.3	Seg.4	Lap Time	km/h	Local Time
1		25.673	25.797	28.782	1'55.819	192,5	12:43'11.957
2	35.959	25.536	25.654	28.564	1'55.713	186,5	12:45'07.670
3	36.106	25.516	25.620	28.412	1'55.654	190,1	12:47'03.324
4	35.956	25.825	25.854	28.667	1'56.302	192,2	12:48'59.626
5	35.135	25.367	25.646	28.413	1'54.561	195,7	12:50'54.187
6	36.203	25.696	25.783	28.631	1'56.313	183,4	12:52'50.500
7	35.121	25.419	25.947	28.755	1'55.242	193,5	12:54'45.742
8	35.910	25.400	25.602	28.460	1'55.372	185,6	12:56'41.114
9	35.988	25.381	25.654	28.407	1'55.430	183,1	12:58'36.544
10	36.109	25.648	25.650	29.019	1'56.426	184,0	13:00'32.970
11	35.865	25.891	25.838	28.901	1'56.495	184,3	13:02'29.465
12	35.456	25.295	25.621	28.716	1'55.088	194,6	13:04'24.553
Race Time 23'08.415							

3° 81 M. GONZALEZ (1'54.701)							
Lap	Seg.1	Seg.2	Seg.3	Seg.4	Lap Time	km/h	Local Time
1		26.140	25.778	28.735	1'56.584	192,9	12:43'12.722
2	35.259	25.705	25.688	28.696	1'55.348	192,5	12:45'08.070
3	35.921	25.968	25.477	28.789	1'56.155	195,7	12:47'04.225
4	35.352	25.777	25.947	28.899	1'55.975	191,5	12:49'00.200
5	35.214	25.256	25.967	28.264	1'54.701	193,9	12:50'54.901
6	35.661	25.728	25.717	28.738	1'55.844	191,2	12:52'50.745
7	35.028	25.494	25.907	28.837	1'55.266	194,9	12:54'46.011
8	35.732	25.559			1'56.691	185,9	12:56'42.702
9	35.172	25.762	26.104	28.422	1'55.460	194,6	12:58'38.162
10	35.377	25.898	25.585	28.778	1'55.638	185,9	13:00'33.800
11	35.332	25.844	25.782	28.862	1'55.820	196,7	13:02'29.620
12	35.441	25.394	25.889	28.300	1'55.024	194,2	13:04'24.644
Race Time 23'08.506							

4° 69 M. HERRERA (1'54.895)							
Lap	Seg.1	Seg.2	Seg.3	Seg.4	Lap Time	km/h	Local Time
1		26.864	26.471	29.192	1'59.654	200,4	12:43'15.792
2	35.215	25.653	25.794	28.664	1'55.326	198,5	12:45'11.118
3	35.628	25.386	25.895	28.429	1'55.338	195,3	12:47'06.456
4	35.126	25.844	26.285	28.328	1'55.583	192,5	12:49'02.039
5	35.114	25.503	25.705	28.911	1'55.233	193,9	12:50'57.272
6	35.411	25.297	25.480	28.707	1'54.895	196,7	12:52'52.167
7	35.589	25.304	25.638	28.592	1'55.123	189,5	12:54'47.290
8	35.342	25.566	25.825	28.447	1'55.180	194,2	12:56'42.470
9	35.181	25.703	25.560	29.074	1'55.518	193,5	12:58'37.988
10	35.545	25.502	25.735	28.934	1'55.716	187,5	13:00'33.704
11	35.104	25.543	26.121	28.799	1'55.567	189,1	13:02'29.271
12	35.861	25.524	25.968	28.581	1'55.934	188,8	13:04'25.205
Race Time 23'09.067							

5° 19 L. BERNARDI (1'54.792)							
Lap	Seg.1	Seg.2	Seg.3	Seg.4	Lap Time	km/h	Local Time
1		26.775	26.409	29.341	1'59.289	198,5	12:43'15.427
2	35.433	25.867	25.441	28.854	1'55.595	199,6	12:45'11.022

3	35.710	25.170	25.452	28.722	1'55.054	192,5	12:47'06.076
4	35.465	25.357	25.522	29.032	1'55.376	199,3	12:49'01.452
5	34.935	25.544	25.954	28.455	1'54.888	198,9	12:50'56.340
6	35.545	25.388	25.238	28.621	1'54.792	190,8	12:52'51.132
7	35.421	24.991	26.286	28.670	1'55.368	193,5	12:54'46.500
8	35.358	25.807	25.555	28.295	1'55.015	193,5	12:56'41.515
9	35.696	25.555	25.620	28.519	1'55.390	186,5	12:58'36.905
10	35.768	25.265	26.244	28.364	1'55.641	186,5	13:00'32.546
11	36.287	25.978	26.164	29.394	1'57.823	184,9	13:02'30.369
12	35.347	25.111	25.820	28.677	1'54.955	195,7	13:04'25.324
Race Time 23'09.186							

6° 43 L. GRUNWALD (1'54.874)							
Lap	Seg.1	Seg.2	Seg.3	Seg.4	Lap Time	km/h	Local Time
1		26.342	25.702	28.797	1'57.057	197,8	12:43'13.195
2	35.558	25.779	25.499	29.179	1'56.015	197,8	12:45'09.210
3	35.581	25.859	25.563	28.860	1'55.863	193,9	12:47'05.073
4	35.952	25.635	25.440	28.848	1'55.875	191,5	12:49'00.948
5	35.383	25.589	25.389	28.513	1'54.874	195,3	12:50'55.822
6	35.575	25.577	25.315	28.664	1'55.131	192,2	12:52'50.953
7	35.529	25.360	26.185	28.688	1'55.762	192,9	12:54'46.715
8	35.621	25.451	25.685	28.741	1'55.498	193,9	12:56'42.213
9	35.303	25.490	25.532	28.601	1'54.926	197,4	12:58'37.139
10	35.541	25.864	25.823	28.790	1'56.018	187,5	13:00'33.157
11	35.711	26.222	25.579	29.146	1'56.658	184,0	13:02'29.815
12	35.420	25.465	25.829	29.076	1'55.790	198,2	13:04'25.605
Race Time 23'09.467							

7° 22 N. KALININ (1'54.804)							
Lap	Seg.1	Seg.2	Seg.3	Seg.4	Lap Time	km/h	Local Time
1		27.140	26.344	29.611	1'59.800	202,6	12:43'15.938
2	35.277	25.919	26.057	28.974	1'56.227	202,2	12:45'12.165
3	35.102	25.511	25.661	28.530	1'54.804	205,7	12:47'06.969
4	35.361	25.507	26.029	28.439	1'55.336	195,3	12:49'02.305
5	35.116	25.472	25.696	29.060	1'55.344	198,9	12:50'57.649
6	35.416	25.440	26.026	28.450	1'55.332	201,9	12:52'52.981
7	35.165	25.435	25.803	28.722	1'55.125	198,2	12:54'48.106
8	35.520	25.586	25.611	28.752	1'55.469	191,5	12:56'43.575
9	35.255	25.221	25.942	28.631	1'55.049	197,4	12:58'38.624
10	35.103	25.589	25.917	28.980	1'55.589	196,0	13:00'34.213
11	35.005	26.102	25.978	29.283	1'56.368	199,6	13:02'30.581
12	35.158	25.639	25.610	28.854	1'55.261	195,7	13:04'25.842
Race Time 23'09.704							

8° 15 G. VAN STRAALLEN (1'54.797)							
Lap	Seg.1	Seg.2	Seg.3	Seg.4	Lap Time	km/h	Local Time
1		25.958	25.473	28.883	1'56.820	200,7	12:43'12.958
2	35.372	25.748	25.587	28.785	1'55.492	192,9	12:45'08.450
3	35.596	26.283	25.377	29.011	1'56.267	184,9	12:47'04.717
4	35.015	25.880	25.914	29.079	1'55.888	198,2	12:49'00.605
5	34.988	25.481	25.478	28.850	1'54.797	200,4	12:50'55.402
6	35.255	25.692	25.799	29.208	1'55.954	198,2	12:52'51.356
7	35.155	25.123	25.740	28.840	1'54.858	193,9	12:54'46.214
8	35.540	25.770	25.395	28.935	1'55.640	185,9	12:56'41.854
9	35.365	25.690	25.822	28.643	1'55.520	190,5	12:58'37.374
10	35.487	25.493	25.938	29.035	1'55.953	193,2	13:00'33.327
11	35.500	26.192	26.033	28.984	1'56.709	190,5	13:02'30.036
12	35.747	25.313	25.628	29.304	1'55.992	198,5	13:04'26.028
Race Time 23'09.890							

9° 14 E. DE LA VEGA (1'55.003)							
Lap	Seg.1	Seg.2	Seg.3	Seg.4	Lap Time	km/h	Local Time
1		26.081	25.812	28.557	1'56.360	192,2	12:43'12.498
2	35.509	25.813	25.743	28.696	1'55.761	186,9	12:45'08.259
3	35.751	25.773	25.588	28.643	1'55.755	186,5	12:47'04.014
4	35.353	25.443	25.913	28.294	1'55.003	194,2	12:48'59.017
5	35.797	25.414	25.682	28.478	1'55.371	185,6	12:50'54.388
6	35.995	25.391	25.737	28.219	1'55.342	184,6	12:52'49.730

30/09/2018

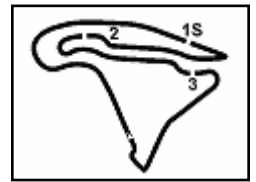
P = Pits In/Out - C = Lap Time Cancelled

These data/results cannot be reproduced, stored and/or transmitted in whole or in part by any manner of electronic, mechanical, photocopying, recording, broadcasting or otherwise now known or herein after developed without the previous express consent by the copyright owner, except for reproduction in daily press and regular printed publications on sale to the public within 60 days of the event related to those data/results and always provided that copyright symbol appears together as follows below.

© DORNA WSBK ORGANIZATION Srl 2018



Official Fuel Supplier



Magny-Cours 4.411 m

ACERBIS French Round, 28 - 30 September 2018 World Supersport 300 - Chronological Analysis Race

Start at 12:41'16.138

2 / 5

7	35.898	25.528	25.954	28.838	1'56.218	186,9	12:54'45.948	11	35.735	25.337	25.661	28.598	1'55.331	193,9	13:02'31.190
8	35.706	25.544	25.605	28.521	1'55.376	184,3	12:56'41.324	12	35.602	25.425	25.606	29.048	1'55.681	197,8	13:04'26.871
9	35.802	25.445	25.671	28.489	1'55.407	185,2	12:58'36.731								
10	35.918	25.520	25.880	28.713	1'56.031	183,4	13:00'32.762								
11	35.992	25.808	25.800	28.295	1'55.895	186,5	13:02'28.657								
12	36.038	25.677	26.186	29.879	1'57.780	184,0	13:04'26.437								
Race Time 23'10.299															

10° 20 D. LOUREIRO (1'55.213)							
Lap	Seg.1	Seg.2	Seg.3	Seg.4	Lap Time	km/h	Local Time
1		26.886	26.147	29.081	1'58.079	193,9	12:43'14.217
2	35.533	25.510	25.563	28.854	1'55.460	196,4	12:45'09.677
3	35.121	25.641	25.506	28.945	1'55.213	198,9	12:47'04.890
4	34.926	25.710	25.667	29.164	1'55.467	201,9	12:49'00.357
5	35.194	25.363	26.214	29.087	1'55.858	200,4	12:50'56.215
6	36.038	25.197	25.543	28.688	1'55.466	198,9	12:52'51.681
7	35.320	25.449	25.952	29.210	1'55.931	199,3	12:54'47.612
8	35.367	25.698	25.535	28.890	1'55.490	197,8	12:56'43.102
9	35.147	25.303	26.142	28.716	1'55.308	196,7	12:58'38.410
10	35.302	25.390	25.771	29.081	1'55.544	197,8	13:00'33.954
11	35.187	26.292	25.716	29.008	1'56.203	201,5	13:02'30.157
12	35.405	25.406	25.906	29.623	1'56.340	197,4	13:04'26.497
Race Time 23'10.359							

11° 93 W. KHAN (1'54.946)							
Lap	Seg.1	Seg.2	Seg.3	Seg.4	Lap Time	km/h	Local Time
1		26.814	26.073	29.413	1'58.590	202,2	12:43'14.728
2	35.711	26.089	25.507	28.907	1'56.214	193,2	12:45'10.942
3	35.809	25.464	25.570	28.529	1'55.372	193,2	12:47'06.314
4	35.146	25.867	26.757	28.540	1'56.310	200,7	12:49'02.624
5	35.404	25.409	25.876	29.146	1'55.835	195,7	12:50'58.459
6	35.534	25.254	25.367	28.791	1'54.946	197,1	12:52'53.405
7	35.498	25.301	25.701	28.830	1'55.330	196,4	12:54'48.735
8	35.324	25.544	25.804	28.684	1'55.356	198,9	12:56'44.091
9	35.217	25.348	25.885	28.679	1'55.129	196,7	12:58'39.220
10	35.468	25.123	25.651	29.147	1'55.389	197,4	13:00'34.609
11	35.469	26.007	25.843	28.827	1'56.146	194,6	13:02'30.755
12	35.316	25.543	25.755	29.243	1'55.857	197,1	13:04'26.612
Race Time 23'10.474							

12° 25 A. VERDOÍA (1'55.132)							
Lap	Seg.1	Seg.2	Seg.3	Seg.4	Lap Time	km/h	Local Time
1		26.659	26.383	29.277	1'58.977	200,7	12:43'15.115
2	35.584	25.492	25.596	28.484	1'55.156	196,7	12:45'10.271
3	35.340	25.527	26.056	28.742	1'55.665	195,7	12:47'05.936
4	35.174	26.141	25.415	29.143	1'55.873	199,3	12:49'01.809
5	35.415	25.180	25.829	29.203	1'55.627	191,8	12:50'57.436
6	35.602	25.232	25.485	28.899	1'55.218	194,6	12:52'52.654
7	35.485	25.068	25.961	28.618	1'55.132	189,1	12:54'47.786
8	35.523	25.117	25.701	28.804	1'55.145	196,0	12:56'42.931
9	35.590	25.292	26.327	28.746	1'55.955	193,5	12:58'38.886
10	35.591	25.073	25.791	29.133	1'55.588	191,2	13:00'34.474
11	35.764	25.287	26.458	28.937	1'56.446	190,8	13:02'30.920
12	35.493	25.870	25.625	28.809	1'55.797	193,9	13:04'26.717
Race Time 23'10.579							

13° 2 A. CARRASCO (1'54.851)							
Lap	Seg.1	Seg.2	Seg.3	Seg.4	Lap Time	km/h	Local Time
1		26.418	26.476	29.735	2'00.503	197,4	12:43'16.641
2	35.666	25.503	25.616	29.005	1'55.790	198,5	12:45'12.431
3	35.578	25.479	25.652	29.212	1'55.921	199,6	12:47'08.352
4	35.694	25.917	25.551	28.629	1'55.791	200,0	12:49'04.143
5	35.544	25.187	25.511	28.609	1'54.851	195,3	12:50'58.994
6	35.410	25.392	25.525	28.692	1'55.019	201,9	12:52'54.013
7	35.555	25.206	25.493	28.840	1'55.094	198,9	12:54'49.107
8	35.424	25.642	25.744	28.972	1'55.782	199,3	12:56'44.889
9	35.605	25.495	25.444	29.064	1'55.608	200,4	12:58'40.497
10	35.605	25.613	25.696	28.448	1'55.362	197,1	13:00'35.859

14° 99 P. GRASSIA (1'54.753)							
Lap	Seg.1	Seg.2	Seg.3	Seg.4	Lap Time	km/h	Local Time
1		26.987	26.384	29.254	1'59.459	202,2	12:43'15.597
2	35.420	26.016	25.710	28.896	1'56.042	199,3	12:45'11.639
3	35.633	25.831	25.847	29.238	1'56.549	199,6	12:47'08.188
4	35.759	26.067	25.746	28.869	1'56.441	191,8	12:49'04.629
5	35.457	25.497	25.318	28.671	1'54.943	190,1	12:50'59.572
6	35.381	25.326	25.461	28.615	1'54.753	198,9	12:52'54.325
7	35.540	25.395	25.291	28.746	1'54.972	194,6	12:54'49.297
8	35.349	25.706	25.647	29.038	1'55.740	201,5	12:56'45.037
9	35.518	25.625	25.380	29.128	1'55.651	201,5	12:58'40.688
10	35.645	25.795	25.793	28.578	1'55.811	200,4	13:00'36.499
11	35.346	25.955	25.355	28.614	1'55.270	193,5	13:02'31.769
12	35.293	25.506	25.425	29.031	1'55.255	198,5	13:04'27.024
Race Time 23'10.886							

15° 55 G. HENDRA PRATAMA (1'55.006)							
Lap	Seg.1	Seg.2	Seg.3	Seg.4	Lap Time	km/h	Local Time
1		26.422	26.123	28.983	1'57.543	198,2	12:43'13.681
2	35.519	25.506	25.979	28.816	1'55.820	193,9	12:45'09.501
3	35.317	25.782	26.430	28.589	1'56.118	199,3	12:47'05.619
4	35.409	25.748	25.445	29.371	1'55.973	194,2	12:49'01.592
5	34.895	25.516	25.779	29.417	1'55.607	200,7	12:50'57.199
6	35.443	25.906	25.356	28.849	1'55.554	197,1	12:52'52.753
7	35.380	25.615	25.926	28.955	1'55.876	192,2	12:54'48.629
8	35.881	25.444	25.824	28.911	1'56.060	199,3	12:56'44.689
9	35.438	25.701	25.421	29.024	1'55.584	197,8	12:58'40.273
10	35.978	25.561	25.986	28.510	1'56.035	190,8	13:00'36.308
11	35.561	25.223	25.652	28.570	1'55.006	200,0	13:02'31.314
12	35.861	25.674	25.382	29.354	1'56.271	192,9	13:04'27.585
Race Time 23'11.447							

16° 21 B. SANCHEZ (1'55.085)							
Lap	Seg.1	Seg.2	Seg.3	Seg.4	Lap Time	km/h	Local Time
1		27.325	26.123	29.194	1'58.762	201,5	12:43'14.900
2	35.712	26.256	25.738	28.859	1'56.565	196,4	12:45'11.465
3	35.739	25.383	25.708	28.482	1'55.312	203,4	12:47'06.777
4	35.561	25.335	26.312	28.954	1'56.162	195,7	12:49'02.939
5	35.752	25.877	25.679	28.460	1'55.768	193,5	12:50'58.707
6	35.597	25.320	25.568	28.616	1'55.101	196,4	12:52'53.808
7	35.449	25.211	25.576	28.849	1'55.085	195,3	12:54'48.893
8	35.586	25.323	25.793	28.983	1'55.685	197,8	12:56'44.578
9	35.508	25.581	25.436	28.801	1'55.326	194,6	12:58'39.904
10	36.267	25.601	25.936	28.532	1'56.336	194,6	13:00'36.240
11	35.601	25.781	25.341	28.669	1'55.392	195,3	13:02'31.632
12	35.368	25.682	25.421	29.541	1'56.012	199,3	13:04'27.644
Race Time 23'11.506							

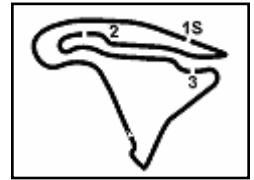
17° 41 J. JÄHNIG (1'55.407)							
Lap	Seg.1	Seg.2	Seg.3	Seg.4	Lap Time	km/h	Local Time
1		26.512	25.983	29.468	1'58.350	197,1	12:43'14.488
2	35.301	25.599	25.647	28.895	1'55.442	197,8	12:45'09.930
3	35.115	25.653	25.934	28.705	1'55.407	194,6	12:47'05.337
4	35.581	25.482	25.613	29.213	1'55.889	194,2	12:49'01.226
5	35.147	25.674	26.042	28.870	1'55.733	194,6	12:50'56.959
6	35.366	25.653	25.501	29.017	1'55.537	198,9	12:52'52.496
7	35.538	25.289	25.644	29.000	1'55.471	192,5	12:54'47.967
8	35.660	25.651	25.930	29.058	1'56.299	191,5	12:56'44.266
9	35.581	25.437	25.655	29.077	1'55.750	191,8	12:58'40.016
10	36.256	25.773	25.973	29.013	1'57.015	190,1	13:00'37.031
11	36.167	25.924	25.983	29.168	1'57.242	186,2	13:02'34.273
12	36.627	25.694	26.048	29.353	1'57.722	181,8	13:04'31.995
Race Time 23'15.857							

30/09/2018 P = Pits In/Out - C = Lap Time Cancelled

These data/results cannot be reproduced, stored and/or transmitted in whole or in part by any manner of electronic, mechanical, photocopying, recording, broadcasting or otherwise now known or herein after developed without the previous express consent by the copyright owner, except for reproduction in daily press and regular printed publications on sale to the public within 60 days of the event related to those data/results and always provided that copyright symbol appears together as follows below.

© DORNA WSBK ORGANIZATION Srl 2018





Magny-Cours 4.411 m

ACERBIS French Round, 28 - 30 September 2018

World Supersport 300 - Chronological Analysis Race

Start at 12:41'16.138

3 / 5

18° 27 F. ROVELLI (1'54.896)							
Lap	Seg.1	Seg.2	Seg.3	Seg.4	Lap Time	km/h	Local Time
1		26.230	26.195	29.306	1'59.171	200,4	12:43'15.309
2	35.476	25.648	25.691	29.152	1'55.967	201,5	12:45'11.276
3	35.847	25.829	25.743	28.687	1'56.106	197,8	12:47'07.382
4	35.952	26.555	25.790	28.724	1'57.021	192,2	12:49'04.403
5	35.671	25.077	25.669	28.479	1'54.896	193,9	12:50'59.299
6	35.546	25.422	25.783	28.798	1'55.549	195,7	12:52'54.848
7	35.988	25.212	25.710	28.514	1'55.424	189,1	12:54'50.272
8	36.091	25.397	25.884	28.558	1'55.930	187,8	12:56'46.202
9	36.327	25.310	25.675	28.785	1'56.097	185,9	12:58'42.299
10	36.956	25.341	25.883	28.571	1'56.751	184,0	13:00'39.050
11	36.529	25.754	25.947	28.893	1'57.123	183,7	13:02'36.173
12	36.938	25.494	25.809	29.792	1'58.033	183,1	13:04'34.206
Race Time 23'18.068							

19° 64 H. DE CANCELLIS (1'56.518)							
Lap	Seg.1	Seg.2	Seg.3	Seg.4	Lap Time	km/h	Local Time
1		26.404	26.472	29.936	2'00.871	194,2	12:43'17.009
2	36.210	25.605	25.706	28.997	1'56.518	191,8	12:45'13.527
3	36.448	25.738	26.082	29.005	1'57.273	190,1	12:47'10.800
4	36.495	25.670	25.866	28.693	1'56.724	188,5	12:49'07.524
5	36.023	25.918	26.033	29.265	1'57.239	191,2	12:51'04.763
6	36.550	25.879	25.786	28.655	1'56.870	185,6	12:53'01.633
7	36.515	26.072	25.797	28.545	1'56.929	181,2	12:54'58.562
8	36.182	25.794	26.126	28.647	1'56.749	183,4	12:56'55.311
9	36.548	25.940	26.241	28.892	1'57.621	185,2	12:58'52.932
10	36.218	25.674	26.108	28.905	1'56.905	182,4	13:00'49.837
11	36.252	25.706	25.971	28.768	1'56.697	181,8	13:02'46.534
12	36.916	25.813	25.851	29.117	1'57.697	178,8	13:04'44.231
Race Time 23'28.093							

20° 12 A. RUSMIPUTRO (1'56.533)							
Lap	Seg.1	Seg.2	Seg.3	Seg.4	Lap Time	km/h	Local Time
1		26.848	26.567	29.682	2'00.299	200,7	12:43'16.437
2	35.846	25.892	25.742	29.546	1'57.026	190,5	12:45'13.463
3	36.464	26.470	26.060	29.025	1'58.019	189,8	12:47'11.482
4	35.822	26.185	26.086	28.711	1'56.804	191,5	12:49'08.286
5	36.086	25.453	25.965	29.029	1'56.533	190,8	12:51'04.819
6	36.517	25.659	25.860	29.342	1'57.378	185,6	12:53'02.197
7	36.399	25.689	26.273	28.659	1'57.020	182,7	12:54'59.217
8	36.057	25.658	26.105	28.897	1'56.717	187,2	12:56'55.934
9	35.870	25.720	26.077	28.915	1'56.582	180,6	12:58'52.516
10	36.668	25.822	26.040	29.419	1'57.949	179,4	13:00'50.465
11	36.240	25.434	26.108	29.165	1'56.947	184,9	13:02'47.412
12	36.013	25.761	26.058	29.360	1'57.192	183,4	13:04'44.604
Race Time 23'28.466							

21° 91 G. MORA (1'56.445)							
Lap	Seg.1	Seg.2	Seg.3	Seg.4	Lap Time	km/h	Local Time
1		26.889	27.117	29.747	2'02.172	195,7	12:43'18.310
2	36.166	25.736	25.828	29.301	1'57.031	193,9	12:45'15.341
3	36.087	25.779	26.066	28.882	1'56.814	193,2	12:47'12.155
4	36.168	25.905	26.096	28.806	1'56.975	191,5	12:49'09.130
5	35.782	25.774	26.104	28.973	1'56.633	196,4	12:51'05.763
6	36.381	25.860	25.890	29.167	1'57.298	195,7	12:53'03.061
7	35.772	25.662	26.169	28.842	1'56.445	191,8	12:54'59.506
8	36.160	25.683	26.080	28.908	1'56.831	191,8	12:56'56.337
9	36.062	25.819	26.366	29.110	1'57.357	190,1	12:58'53.694
10	35.727	25.840	25.990	29.113	1'56.670	196,4	13:00'50.364
11	36.652	25.564	25.915	29.062	1'57.193	186,5	13:02'47.557
12	35.899	26.247	25.826	29.351	1'57.323	185,2	13:04'44.880
Race Time 23'28.742							

22° 75 M. ROCCA (1'56.177)							
Lap	Seg.1	Seg.2	Seg.3	Seg.4	Lap Time	km/h	Local Time
1		26.200	26.242	29.779	2'01.102	197,4	12:43'17.240
2	35.880	25.515	25.692	29.090	1'56.177	192,2	12:45'13.417

3	36.537	25.916	25.831	29.406	1'57.690	191,2	12:47'11.107
4	36.074	25.631	25.863	28.730	1'56.298	188,2	12:49'07.405
5	36.092	26.085	26.031	29.116	1'57.324	186,9	12:51'04.729
6	36.521	25.422	25.884	29.426	1'57.253	187,2	12:53'01.982
7	36.071	25.509	26.092	28.646	1'56.318	184,6	12:54'58.300
8	36.394	25.849	26.335	28.815	1'57.393	183,7	12:56'55.693
9	36.119	25.877	26.240	28.805	1'57.041	181,2	12:58'52.734
10	36.340	25.482	26.194	28.979	1'56.995	184,0	13:00'49.729
11	36.309	25.618	26.650	28.873	1'57.450	182,4	13:02'47.179
12	36.159	25.539	26.121	30.018	1'57.837	184,3	13:04'45.016
Race Time 23'28.878							

23° 78 J. FORAY (1'56.424)							
Lap	Seg.1	Seg.2	Seg.3	Seg.4	Lap Time	km/h	Local Time
1		26.162	27.273	29.752	2'01.866	193,5	12:43'18.004
2	36.221	25.743	25.891	29.271	1'57.126	193,2	12:45'15.130
3	36.283	25.692	26.005	29.248	1'57.228	191,2	12:47'12.358
4	35.982	25.708	25.934	28.800	1'56.424	195,3	12:49'08.782
5	35.965	25.810	25.934	29.015	1'56.724	194,9	12:51'05.506
6	36.237	25.950	25.801	28.957	1'56.945	193,5	12:53'02.451
7	36.060	25.613	26.212	28.777	1'56.662	191,5	12:54'59.113
8	36.473	25.623	26.090	28.821	1'57.007	191,8	12:56'56.120
9	35.992	25.999	26.297	28.964	1'57.252	189,8	12:58'53.372
10	36.010	26.112	26.396	28.894	1'57.412	191,2	13:00'50.784
11	36.461	25.872	26.026	28.784	1'57.143	191,5	13:02'47.927
12	35.858	26.192	25.950	29.375	1'57.375	192,5	13:04'45.302
Race Time 23'29.164							

24° 13 D. IOZZO (1'56.519)							
Lap	Seg.1	Seg.2	Seg.3	Seg.4	Lap Time	km/h	Local Time
1		26.410	26.759	29.807	2'02.037	191,2	12:43'18.175
2	36.500	25.691	26.052	29.214	1'57.457	193,2	12:45'15.632
3	36.395	25.825	25.914	29.120	1'57.254	187,5	12:47'12.886
4	35.933	25.536	26.147	28.960	1'56.576	189,8	12:49'09.462
5	35.565	25.722	26.226	29.063	1'56.576	196,0	12:51'06.038
6	36.027	26.119	26.058	29.077	1'57.281	190,8	12:53'03.319
7	35.688	25.610	26.367	28.854	1'56.519	191,8	12:54'59.838
8	36.173	25.509	26.198	28.967	1'56.847	188,2	12:56'56.685
9	36.116	25.570	26.287	29.216	1'57.189	186,9	12:58'53.874
10	36.038	25.660	26.433	28.983	1'57.114	186,9	13:00'50.988
11	36.367	25.817	26.177	28.817	1'57.178	189,8	13:02'48.166
12	35.823	26.065	26.073	29.196	1'57.157	189,8	13:04'45.323
Race Time 23'29.185							

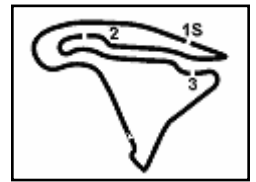
25° 23 A. DUMAS (1'56.491)							
Lap	Seg.1	Seg.2	Seg.3	Seg.4	Lap Time	km/h	Local Time
1		26.777	26.473	29.836	2'10.350	174,8	12:43'26.488
2	36.620	26.377	26.309	29.607	1'58.913	188,2	12:45'25.401
3	36.314	26.117	26.382	29.696	1'58.509	188,8	12:47'23.910
4	36.261	25.982	26.135	29.733	1'58.111	188,8	12:49'22.021
5	36.678	26.102	26.280	29.225	1'58.285	186,5	12:51'20.306
6	36.384	26.096	25.931	29.331	1'57.742	185,6	12:53'18.048
7	36.039	25.800	25.910	28.913	1'56.662	187,5	12:55'14.710
8	35.891	25.870	26.295	29.350	1'57.406	190,1	12:57'12.116
9	36.531	25.613	25.969	29.079	1'57.192	184,6	12:59'09.308
10	36.380	25.820	26.049	29.038	1'57.287	183,4	13:01'06.595
11	36.375	25.855	25.767	28.836	1'56.833	183,4	13:03'03.428
12	36.114	25.595	25.718	29.064	1'56.491	186,9	13:04'59.919
Race Time 23'43.781							

26° 79 T. ALONSO (1'57.383)							
Lap	Seg.1	Seg.2	Seg.3	Seg.4	Lap Time	km/h	Local Time
1		26.687	26.682	29.976	2'02.932	197,8	12:43'19.070
2	36.070	25.968	26.332	29.384	1'57.754	193,2	12:45'16.824
3	36.182	25.856	25.957	29.388	1'57.383	190,5	12:47'14.207
4	36.529	25.794	26.211	29.628	1'58.162	186,9	12:49'12.369
5	36.477	25.913	26.253	29.206	1'57.849	185,2	12:51'10.218
6	36.748	26.041	26.119	29.771	1'58.679	182,1	12:53'08.897

30/09/2018

P = Pits In/Out - C = Lap Time Cancelled

These data/results cannot be reproduced, stored and/or transmitted in whole or in part by any manner of electronic, mechanical, photocopying, recording, broadcasting or otherwise now known or herein after developed without the previous express consent by the copyright owner, except for reproduction in daily press and regular printed publications on sale to the public within 60 days of the event related to those data/results and always provided that copyright symbol appears together as follows below.



Magny-Cours 4.411 m

ACERBIS French Round, 28 - 30 September 2018 World Supersport 300 - Chronological Analysis Race

Start at 12:41'16.138

4 / 5

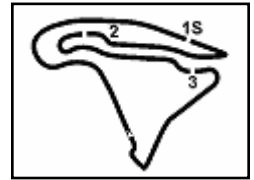
Pos	Name	Seg.1	Seg.2	Seg.3	Seg.4	Lap Time	km/h	Local Time	Pos	Name	Seg.1	Seg.2	Seg.3	Seg.4	Lap Time	km/h	Local Time
7	36.967	26.281	26.312	29.163	1'58.723	182,1	12:55'07.620	11	37.003	26.379	26.579	29.612	1'59.573	186,5	13:03'09.831		
8	36.898	25.803	26.319	29.172	1'58.192	180,3	12:57'05.812	12	36.658	26.233	27.141	29.637	1'59.669	183,4	13:05'09.500		
9	36.745	25.927	26.324	29.194	1'58.190	179,7	12:59'04.002	31° 9 S. NAUD (1'59.983)									
10	36.742	26.316	26.480	29.517	1'59.055	179,7	13:01'03.057	Lap	Seg.1	Seg.2	Seg.3	Seg.4	Lap Time	km/h	Local Time		
11	36.965	26.224	26.089	29.243	1'58.521	179,4	13:03'01.578	1		27.258	27.191	30.123	2'04.399	196,4	12:43'20.537		
12	36.813	26.041	26.318	29.554	1'58.726	181,5	13:05'00.304	2	37.253	26.290	27.265	29.736	2'00.544	190,5	12:45'21.081		
27° 28 D. KOOPMAN (1'58.295)									3	37.221	26.391	26.734	29.637	1'59.983	190,1	12:47'21.064	
Lap	Seg.1	Seg.2	Seg.3	Seg.4	Lap Time	km/h	Local Time	4	36.992	26.412	27.422	29.992	2'00.818	192,5	12:49'21.882		
1		26.725	26.649	29.899	2'02.462	191,2	12:43'18.600	5	37.355	26.434	26.821	29.650	2'00.260	189,1	12:51'22.142		
2	36.524	26.195	26.278	29.347	1'58.344	191,5	12:45'16.944	6	37.374	26.594	27.124	30.339	2'01.431	183,7	12:53'23.573		
3	36.164	26.397	26.258	29.476	1'58.295	192,2	12:47'15.239	7	37.261	26.546	27.046	29.890	2'00.743	184,3	12:55'24.316		
4	37.008	26.176	26.391	29.547	1'59.122	180,0	12:49'14.361	8	37.384	26.524	26.978	29.992	2'00.878	182,7	12:57'25.194		
5	36.785	26.545	26.377	29.816	1'59.523	182,7	12:51'13.884	9	37.417	26.527	27.024	30.234	2'01.202	181,8	12:59'26.396		
6	36.868	26.166	26.154	29.920	1'59.108	177,6	12:53'12.992	10	37.597	26.995	27.233	29.882	2'01.707	181,8	13:01'28.103		
7	36.842	27.068	26.674	29.572	2'00.156	178,2	12:55'13.148	11	37.516	26.463	27.259	30.012	2'01.250	182,4	13:03'29.353		
8	36.741	26.298	26.679	29.555	1'59.273	187,5	12:57'12.421	12	37.484	26.552	26.739	30.277	2'01.052	183,1	13:05'30.405		
9	36.752	26.303	26.394	29.539	1'58.988	182,1	12:59'11.409	32° 58 T. FINOCCHIARO (1'59.947)									
10	36.469	25.984	26.465	29.459	1'58.377	189,5	13:01'09.786	Lap	Seg.1	Seg.2	Seg.3	Seg.4	Lap Time	km/h	Local Time		
11	37.239	26.416	26.422	29.477	1'59.554	182,4	13:03'09.340	1		27.250	26.697	30.439	2'03.793	192,9	12:43'19.931		
12	37.169	25.878	26.536	29.070	1'58.653	181,5	13:05'07.993	2	36.744	27.422	26.638	29.768	2'00.572	189,1	12:45'20.503		
28° 7 N. SETTIMO (1'57.923)									3	37.191	26.355	26.588	29.813	1'59.947	180,9	12:47'20.450	
Lap	Seg.1	Seg.2	Seg.3	Seg.4	Lap Time	km/h	Local Time	4	37.482	26.507	27.128	30.694	2'01.811	179,7	12:49'22.261		
1		27.343	26.950	29.727	2'03.481	192,5	12:43'19.619	5	37.323	26.402	26.748	29.843	2'00.316	183,7	12:51'22.577		
2	36.998	26.134	26.474	29.588	1'59.194	189,8	12:45'18.813	6	37.087	26.514	27.084	30.628	2'01.313	182,7	12:53'23.890		
3	36.563	25.913	26.602	29.042	1'58.120	191,2	12:47'16.933	7	37.304	26.431	26.863	30.239	2'00.837	178,2	12:55'24.727		
4	36.688	25.806	26.476	28.953	1'57.923	184,6	12:49'14.856	8	37.240	26.385	26.985	30.117	2'00.727	180,9	12:57'25.454		
5	36.338	26.271	26.850	29.196	1'58.655	189,1	12:51'13.511	9	37.413	26.360	27.115	30.288	2'01.176	178,5	12:59'26.630		
6	37.283	26.333	26.391	29.578	1'59.585	179,1	12:53'13.096	10	37.447	26.923	27.293	30.074	2'01.737	181,5	13:01'28.367		
7	36.791	26.903	26.651	29.385	1'59.730	181,2	12:55'12.826	11	37.344	26.472	27.245	30.197	2'01.258	183,4	13:03'29.625		
8	36.794	26.115	26.864	29.682	1'59.455	188,5	12:57'12.281	12	37.443	26.384	26.759	30.309	2'00.895	177,9	13:05'30.520		
9	36.833	26.165	26.517	29.351	1'58.866	185,9	12:59'11.147	RET 6 R. SCHOTMAN (1'54.894)									
10	36.680	26.582	26.429	29.500	1'59.191	184,0	13:01'10.338	Lap	Seg.1	Seg.2	Seg.3	Seg.4	Lap Time	km/h	Local Time		
11	37.179	26.339	26.978	29.248	1'59.744	187,5	13:03'10.082	1		27.024	26.065	29.058	1'57.803	189,5	12:43'13.941		
12	36.585	26.237	26.579	29.452	1'58.853	186,9	13:05'08.935	2	35.331	25.599	25.610	28.944	1'55.484	201,1	12:45'09.425		
29° 5 R. VOS (1'58.397)									3	35.339	26.214	25.868	28.670	1'56.091	196,0	12:47'05.516	
Lap	Seg.1	Seg.2	Seg.3	Seg.4	Lap Time	km/h	Local Time	4	35.443	25.321	25.645	28.879	1'55.288	195,3	12:49'00.804		
1		27.271	26.727	30.517	2'03.633	192,2	12:43'19.771	5	35.054	26.043	25.693	28.681	1'55.471	200,7	12:50'56.275		
2	36.450	26.133	26.496	29.830	1'58.909	191,2	12:45'18.680	6	35.603	25.268	25.654	28.717	1'55.242	199,3	12:52'51.517		
3	36.615	26.450	26.656	29.654	1'59.375	187,8	12:47'18.055	7	35.116	25.685	26.003	29.245	1'56.049	200,7	12:54'47.566		
4	36.481	26.096	26.500	29.554	1'58.631	189,8	12:49'16.686	8	35.431	25.897	25.629	28.884	1'55.841	197,8	12:56'43.407		
5	36.482	26.287	26.281	29.347	1'58.397	187,5	12:51'15.083	9	35.177	25.911	26.199	29.464	1'56.751	200,7	12:58'40.158		
6	36.290	26.225	26.488	29.544	1'58.547	189,1	12:53'13.630	10	35.722	25.020	25.599	28.553	1'54.894	191,2	13:00'35.052		
7	36.205	26.336	26.527	29.817	1'58.885	184,9	12:55'12.515	11	35.127	30.914	36.274	41.957	2'24.272P	198,9	13:02'59.324		
8	37.062	26.363	26.507	29.501	1'59.433	180,3	12:57'11.948	RET 72 V. STEEMAN (1'55.039)									
9	36.819	26.037	26.393	29.531	1'58.780	187,8	12:59'10.728	Lap	Seg.1	Seg.2	Seg.3	Seg.4	Lap Time	km/h	Local Time		
10	36.792	26.214	26.555	29.806	1'59.367	180,3	13:01'10.095	1		27.241	26.154	29.747	2'00.086	185,5	12:43'16.224		
11	36.757	26.537	26.425	29.824	1'59.543	183,1	13:03'09.638	2	35.111	25.956	25.815	28.893	1'55.775	200,4	12:45'11.999		
12	36.657	25.979	27.438	29.692	1'59.766	183,7	13:05'09.404	3	35.560	25.667	25.603	29.166	1'55.996	196,4	12:47'07.995		
30° 97 M. KAPPLER (1'57.758)									4	35.384	25.498	25.448	28.847	1'55.177	192,2	12:49'03.172	
Lap	Seg.1	Seg.2	Seg.3	Seg.4	Lap Time	km/h	Local Time	5	35.583	25.419	25.316	28.753	1'55.071	193,9	12:50'58.243		
1		27.048	26.745	29.785	2'02.577	193,9	12:43'18.715	6	35.519	25.171	25.384	28.965	1'55.039	192,2	12:52'53.282		
2	36.235	25.991	26.315	29.217	1'57.758	193,5	12:45'16.473	7	35.066	25.647	25.573	28.992	1'55.278	198,5	12:54'48.560		
3	36.569	26.338	26.325	29.684	1'58.916	192,9	12:47'15.389	8	35.225	25.689	25.537	28.896	1'55.347	196,7	12:56'43.907		
4	36.867	26.339	26.480	29.071	1'58.757	181,2	12:49'14.146	9	35.424	25.462	25.951	28.717	1'55.554	192,5	12:58'39.461		
5	36.924	26.558	26.911	29.575	1'59.968	183,1	12:51'14.114	10	35.337	25.266	25.548	29.194	1'55.345	196,4	13:00'34.806		
6	36.679	26.066	26.450	29.374	1'58.569	186,2	12:53'12.683	RET 71 T. EDWARDS (1'54.850)									
7	37.157	26.836	26.567	29.403	1'59.963	179,7	12:55'12.646	Lap	Seg.1	Seg.2	Seg.3	Seg.4	Lap Time	km/h	Local Time		
8	36.892	25.970	26.738	29.468	1'59.068	183,7	12:57'11.714	1		25.903	25.752	28.744	1'55.992	187,2	12:43'12.130		
9	37.128	26.268	26.484	29.407	1'59.287	185,9	12:59'11.001	2	35.813	26.102	25.722	28.892	1'56.529	189,8	12:45'08.659		
10	36.825	26.322	26.506	29.604	1'59.257	185,2	13:01'10.258										

30/09/2018 P = Pits In/Out - C = Lap Time Cancelled

These data/results cannot be reproduced, stored and/or transmitted in whole or in part by any manner of electronic, mechanical, photocopying, recording, broadcasting or otherwise now known or herein after developed without the previous express consent by the copyright owner, except for reproduction in daily press and regular printed publications on sale to the public within 60 days of the event related to those data/results and always provided that copyright symbol appears together as follows below.

© DORNA WSBK ORGANIZATION Srl 2018





ACERBIS French Round, 28 - 30 September 2018 World Supersport 300 - Chronological Analysis Race

Start at 12:41'16.138

3	35.397	26.060	25.521	28.914	1'55.892	184,6	12:47'04.551
4	35.036	25.697	25.757	28.996	1'55.486	197,4	12:49'00.037
5	35.021	25.520	26.314	28.335	1'55.190	198,9	12:50'55.227
6	35.157	25.241	25.990	28.462	1'54.850	196,0	12:52'50.077
7	35.430	25.326	25.940	28.788	1'55.484	190,1	12:54'45.561
8	36.122	25.795	25.632	28.904	1'56.453	189,1	12:56'42.014
Race Time 15'25.876							

RET 54 F. FULIGNI (1'56.464)							
Lap	Seg.1	Seg.2	Seg.3	Seg.4	Lap Time	km/h	Local Time
1		26.473	26.752	29.676	2'01.605	190,8	12:43'17.743
2	35.932	25.911	25.704	28.924	1'56.471	196,0	12:45'14.214
3	35.927	26.335	26.092	29.075	1'57.429	195,7	12:47'11.643
4	35.875	26.080	25.740	28.769	1'56.464	195,3	12:49'08.107
5	36.327	25.750	25.850	29.212	1'57.139	189,8	12:51'05.246
6	36.510	26.023	25.762	29.165	1'57.460	189,5	12:53'02.706
Race Time 11'46.568							

RET 30 D. BLIN (1'56.445)							
Lap	Seg.1	Seg.2	Seg.3	Seg.4	Lap Time	km/h	Local Time
1		26.302	26.495	29.652	2'00.744	190,5	12:43'16.882
2	36.424	25.665	25.710	29.093	1'56.892	186,9	12:45'13.774
3	36.322	25.994	25.920	29.317	1'57.553	194,9	12:47'11.327
4	36.036	25.717	25.891	28.801	1'56.445	190,5	12:49'07.772
5	35.992	25.919	26.245	29.035	1'57.191	191,5	12:51'04.963
Race Time 9'48.825							

RET 95 S. DEROUE (1'55.728)							
Lap	Seg.1	Seg.2	Seg.3	Seg.4	Lap Time	km/h	Local Time
1		25.593	25.813	28.726	1'55.665	188,2	12:43'11.803
2	36.127	25.683	25.661	28.598	1'56.069	186,2	12:45'07.872
3	35.913	25.869	25.484	28.462	1'55.728	187,2	12:47'03.600
4	35.622	25.769	25.906	28.935	1'56.232	190,1	12:48'59.832
5	35.018	25.495	32.530	36.914	2'09.957P	191,2	12:51'09.789
Race Time 9'53.651							

RET 44 S. LOCHOFF							
Lap	Seg.1	Seg.2	Seg.3	Seg.4	Lap Time	km/h	Local Time
1		26.480	26.285	29.638	2'01.488	193,2	12:43'17.626
Race Time 2'01.488							

30/09/2018 P = Pits In/Out - C = Lap Time Cancelled

These data/results cannot be reproduced, stored and/or transmitted in whole or in part by any manner of electronic, mechanical, photocopying, recording, broadcasting or otherwise now known or herein after developed without the previous express consent by the copyright owner, except for reproduction in daily press and regular printed publications on sale to the public within 60 days of the event related to those data/results and always provided that copyright symbol appears together as follows below.

© DORNA WSBK ORGANIZATION Srl 2018

