

ACERBIS French Round, 28 - 30 September 2018

World Supersport 300 - Biographical Entry List

Magny-Cours 4.411 m

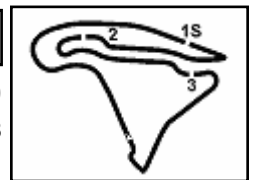
No.	Rider (Abbreviation)	Nat	Bike	Wins	Podiums	Pole	Races	Tyres
Age	Date of Birth	Place of Birth	Team	2018	2018	2018	2018	
1	2 CARRASCO Ana (Car)	ESP	Kawasaki Ninja 400 DS Junior Team	3	3	2	16	Pirelli
	21 10/03/1997	Murcia		2	2	2	7	
2	5 VOS Ryan (Vos)	NED	KTM RC 390 R KTM Fortron Racing Team				7	Pirelli
	18 02/03/2000	Oss					7	
3	6 SCHOTMAN Robert (Sch)	NED	Kawasaki Ninja 400 Motoport Kawasaki		2		13	Pirelli
	19 03/12/1998	Dordrecht					4	
4	7 SETTIMO Nicola (Set)	ITA	Honda CBR500R Scuderia Maranga Racing				15	Pirelli
	17 01/11/2000	Camposampietro					7	
5	8 PEREZ Mika (Per)	ESP	Kawasaki Ninja 400 Kawasaki ParkinGO Team	2	6	4	15	Pirelli
	18 05/10/1999	Altea			3	2	6	
6*	9 NAUD Steffie (Nau)	FRA	Kawasaki Ninja 400 Moto Team					Pirelli
	27 04/11/1990	Clermont Ferrant						
7	12 RUSMIPUTRO Ali Adriansyah (Rus)	INA	Yamaha YZF-R3 Pertamina Almeria BCD by MS Racing				16	Pirelli
	24 29/09/1993	Jakarta					7	
8	13 IOZZO Dino (Ioz)	RSA	Honda CBR500R Racedays				7	Pirelli
	17 16/04/2001	Johannesburg					7	
9	14 DE LA VEGA Enzo (DeL)	FRA	Kawasaki Ninja 400 GP Project Team				16	Pirelli
	19 27/08/1999	Cagnes Sur-Mer					7	
10	15 VAN STRAALEN Glenn (vSt)	NED	KTM RC 390 R KTM Fortron Racing Team		2		8	Pirelli
	17 30/09/2000	Hoogkarspel			1		7	
11	19 BERNARDI Luca (Ber)	ITA	Yamaha YZF-R3 Team Trasimeno				9	Pirelli
	17 29/08/2001	San Marino					7	
12	20 LOUREIRO Dorren (Lou)	RSA	Kawasaki Ninja 400 DS Junior Team		1		16	Pirelli
	19 21/06/1999	Johannesburg			1		7	
13	21 SANCHEZ Borja (San)	ESP	Kawasaki Ninja 400 ETG Racing		3	1	16	Pirelli
	18 21/01/2000	La Coruña			3		7	
14	22 KALININ Nick (KaN)	UKR	Kawasaki Ninja 400 GP Project Team		1		15	Pirelli
	19 22/02/1999	Odessa					6	
15**	23 DUMAS Alex (Dum)	CAN	KTM RC 390 R KTM Orange Brigade/JP43 Training					Pirelli
	16 17/07/2002	Québec						
16*	25 VERDÓIA Andy (Ver)	FRA	Yamaha YZF-R3 Samurai-YART Racing				2	Pirelli
	15 30/10/2002	Nice					2	
17	27 ROVELLI Filippo (Rov)	ITA	Kawasaki Ninja 400 Kawasaki ParkinGO Team				16	Pirelli
	17 02/02/2001	Gallarate					7	
18	28 KOOPMAN Dennis (Koo)	NED	Yamaha YZF-R3 GRT Yamaha WorldSSP300 Team				7	Pirelli
	21 16/04/1997	Zwolle					7	
19	30 BLIN Daniel (Bli)	POL	Yamaha YZF-R3 Team Toth - Yart				6	Pirelli
	16 11/10/2001	Torun					5	
20	33 VALLE Daniel (Val)	ESP	Yamaha YZF-R3 BCD Yamaha MS Racing		1		16	Pirelli
	18 29/09/1999	Madrid					7	
21	41 JÄHNIG Jan-Ole (Jäh)	GER	KTM RC 390 R Freudenberg KTM Junior Team				8	Pirelli
	17 09/03/2001	Altenburg					7	
22	43 GRUNWALD Luca (Gru)	GER	KTM RC 390 R Freudenberg KTM WorldSSP Team	1	1		7	Pirelli
	23 10/11/1994	Muhldorf Am Inn		1	1		7	
23	44 LOCHOFF Samuel Aaron (Loc)	RSA	Yamaha YZF-R3 Samurai Racing				8	Pirelli
	16 07/05/2002	Cape Town					7	
24	54 FULIGNI Filippo (Ful)	ITA	Yamaha YZF-R3 GRT Yamaha WorldSSP300 Team				7	Pirelli
	19 11/01/1999	Bologna					7	
25	55 HENDRA PRATAMA Galang (Hen)	INA	Yamaha YZF-R3 BIBLION YAMAHA MOTOXRACING	2	2	2	9	Pirelli
	19 10/03/1999	Yogyakarta		1	1	2	7	
26	58 FINOCCHIARO Trystan (Fin)	GBR	Honda CBR500R Scuderia Maranga Racing				11	Pirelli
	19 27/10/1998	Leicester					7	
27	61 SOFUOGLU Bahattin (Sof)	TUR	Yamaha YZF-R3 Team Trasimeno				1	Pirelli
	15 19/08/2003	Adapazari					1	
28	64 DE CANCELLIS Hugo (DeC)	FRA	Yamaha YZF-R3 Team Toth - Yart				6	Pirelli
	17 05/09/2001	Avignon					6	
29	69 HERRERA Maria (Her)	ESP	Yamaha YZF-R3 BCD Yamaha MS Racing				7	Pirelli
	22 26/08/1996	Toledo					7	
30**	70 GIRARDET Hugo (Gir)	FRA	Kawasaki Ninja 400 Team B2G					Pirelli
	17 14/05/2001	Besancon						
31	71 EDWARDS Tom (Edw)	AUS	Kawasaki Ninja 400 Nutec - Benjan - Kawasaki			1	8	Pirelli
	17 09/07/2001	Wellington				1	7	
32	72 STEEMAN Victor (Ste)	NED	KTM RC 390 R KTM Fortron Junior Team				1	Pirelli
	18 15/06/2000	Zevenaar					1	
33**	75 ROCCA Manuel (Roc)	ITA	Kawasaki Ninja 400 Team GoEleven Kawasaki					Pirelli
	15 07/04/2003	Chiari						
34	78 FORAY Joseph (For)	FRA	Kawasaki Ninja 400 ETG Racing				7	Pirelli
	20 26/06/1998	Le Chesnay					7	
35	79 ALONSO Tomas (Alo)	POR	Yamaha YZF-R3 Samurai Racing				7	Pirelli
	16 07/09/2002	Loures					7	
36	81 GONZALEZ Manuel (Gon)	ESP	Yamaha YZF-R3 BCD Pertamina Junior Team by MS Racing		2		8	Pirelli
	16 04/08/2002	Madrid			2		7	
37	91 MORA Giacomo (Mor)	ITA	Yamaha YZF-R3 TERRA E MOTO					Pirelli
	16 26/09/2002	Carpi						
38	93 KHAN Walid (Kha)	NED	Kawasaki Ninja 400 Nutec - Benjan - Kawasaki		1		7	Pirelli
	18 13/12/1999	Assen			1		7	
39	95 DEROUE Scott (Der)	NED	Kawasaki Ninja 400 Motoport Kawasaki	3	7	1	16	Pirelli
	22 23/12/1995	Nijkerkerveen		1	3		7	
40	97 KAPPLER Maximilian (Kap)	GER	KTM RC 390 R Freudenberg KTM WorldSSP Team				8	Pirelli
	20 01/10/1997	Lichtenstein					7	
41	99 GRASSIA Paolo (Gra)	ITA	Yamaha YZF-R3 BIBLION YAMAHA MOTOXRACING				12	Pirelli
	18 10/11/1999	S.Maria Capua Vetere					6	

28/09/2018 * = Wild Card ** = One Event

These data/results cannot be reproduced, stored and/or transmitted in whole or in part by any manner of electronic, mechanical, photocopying, recording, broadcasting or otherwise now known or herein after developed without the previous express consent by the copyright owner, except for reproduction in daily press and regular printed publications on sale to the public within 60 days of the event related to those data/results and always provided that copyright symbol appears together as follows below.

© DORNA WSBK ORGANIZATION Srl 2018





ACERBIS French Round, 28 - 30 September 2018

World Supersport 300 - Results Free Practice 1st Session

Magny-Cours 4.411 m
1 / 2

No.	Rider	Nat	Team	Bike	Time	Gap	Rel.	Laps	Speed	
									Avg	Max
1	6 R. SCHOTMAN	NED	Motoport Kawasaki	Kawasaki Ninja 400	1'54.957			12	138,135	196,7
2	95 S. DEROUE	NED	Motoport Kawasaki	Kawasaki Ninja 400	1'54.988	0.031	0.031	14	138,098	198,9
3	81 M. GONZALEZ	ESP	BCD Pertamina Junior Team by MS Racing	Yamaha YZF-R3	1'55.132	0.175	0.144	14	137,925	197,4
4	71 T. EDWARDS	AUS	Nutec - Benjan - Kawasaki	Kawasaki Ninja 400	1'55.275	0.318	0.143	11	137,754	200,4
5	20 D. LOUREIRO	RSA	DS Junior Team	Kawasaki Ninja 400	1'55.366	0.409	0.091	13	137,645	201,1
6	14 E. DE LA VEGA	FRA	GP Project Team	Kawasaki Ninja 400	1'55.419	0.462	0.053	14	137,582	196,0
7	8 M. PEREZ	ESP	Kawasaki ParkinGO Team	Kawasaki Ninja 400	1'55.510	0.553	0.091	13	137,474	204,2
8	25 A. VERDOIA	FRA	Samurai-YART Racing	Yamaha YZF-R3	1'55.618	0.661	0.108	12	137,345	192,9
9	72 V. STEEMAN	NED	KTM Fortron Junior Team	KTM RC 390 R	1'56.032	1.075	0.414	11	136,855	196,4
10	64 H. DE CANCELLIS	FRA	Team Toth - Yart	Yamaha YZF-R3	1'56.059	1.102	0.027	14	136,824	194,2
11	33 D. VALLE	ESP	BCD Yamaha MS Racing	Yamaha YZF-R3	1'56.082	1.125	0.023	14	136,796	200,0
12	93 W. KHAN	NED	Nutec - Benjan - Kawasaki	Kawasaki Ninja 400	1'56.084	1.127	0.002	12	136,794	199,6
13	2 A. CARRASCO	ESP	DS Junior Team	Kawasaki Ninja 400	1'56.139	1.182	0.055	13	136,729	202,2
14	15 G. VAN STRAALEN	NED	KTM Fortron Racing Team	KTM RC 390 R	1'56.403	1.446	0.264	13	136,419	197,4
15	19 L. BERNARDI	ITA	Team Trasimeno	Yamaha YZF-R3	1'56.445	1.488	0.042	13	136,370	194,9
16	12 A. RUSMIPUTRO	INA	Pertamina Almeria BCD by MS Racing	Yamaha YZF-R3	1'56.493	1.536	0.048	14	136,314	197,1
17	55 G. HENDRA PRATAMA	INA	BIBLION YAMAHA MOTOXRACING	Yamaha YZF-R3	1'56.515	1.558	0.022	13	136,288	196,7
18	22 N. KALININ	UKR	GP Project Team	Kawasaki Ninja 400	1'56.517	1.560	0.002	13	136,286	198,2
19	43 L. GRUNWALD	GER	Freudenberg KTM WorldSSP Team	KTM RC 390 R	1'56.620	1.663	0.103	12	136,165	196,0
20	21 B. SANCHEZ	ESP	ETG Racing	Kawasaki Ninja 400	1'56.735	1.778	0.115	12	136,031	200,7
21	30 D. BLIN	POL	Team Toth - Yart	Yamaha YZF-R3	1'56.965	2.008	0.230	12	135,764	192,9
22	41 J. JÄHNIG	GER	Freudenberg KTM Junior Team	KTM RC 390 R	1'57.095	2.138	0.130	13	135,613	195,7
23	78 J. FORAY	FRA	ETG Racing	Kawasaki Ninja 400	1'57.301	2.344	0.206	14	135,375	194,9
24	75 M. ROCCA	ITA	Team GoEleven Kawasaki	Kawasaki Ninja 400	1'57.508	2.551	0.207	11	135,136	190,8
25	69 M. HERRERA	ESP	BCD Yamaha MS Racing	Yamaha YZF-R3	1'57.738	2.781	0.230	11	134,872	193,9
26	7 N. SETTIMO	ITA	Scuderia Maranga Racing	Honda CBR500R	1'58.126	3.169	0.388	14	134,429	196,4
27	99 P. GRASSIA	ITA	BIBLION YAMAHA MOTOXRACING	Yamaha YZF-R3	1'58.229	3.272	0.103	7	134,312	190,8
28	23 A. DUMAS	CAN	KTM Orange Brigade/JP43 Training	KTM RC 390 R	1'58.398	3.441	0.169	14	134,121	197,1
29	54 F. FULIGNI	ITA	GRT Yamaha WorldSSP300 Team	Yamaha YZF-R3	1'58.778	3.821	0.380	14	133,691	194,6
30	97 M. KAPPLER	GER	Freudenberg KTM WorldSSP Team	KTM RC 390 R	1'59.105	4.148	0.327	12	133,324	192,9
31	27 F. ROVELLI	ITA	Kawasaki ParkinGO Team	Kawasaki Ninja 400	1'59.136	4.179	0.031	11	133,290	193,9
32	13 D. IOZZO	RSA	Racedays	Honda CBR500R	1'59.205	4.248	0.069	13	133,213	187,5
33	58 T. FINOCCHIARO	GBR	Scuderia Maranga Racing	Honda CBR500R	1'59.616	4.659	0.411	13	132,755	193,5
34	5 R. VOS	NED	KTM Fortron Racing Team	KTM RC 390 R	1'59.660	4.703	0.044	14	132,706	192,9
35	91 G. MORA	ITA	TERRA E MOTO	Yamaha YZF-R3	1'59.845	4.888	0.185	13	132,501	190,1
36	28 D. KOOPMAN	NED	GRT Yamaha WorldSSP300 Team	Yamaha YZF-R3	2'00.058	5.101	0.213	12	132,266	189,1
37	79 T. ALONSO	POR	Samurai Racing	Yamaha YZF-R3	2'00.432	5.475	0.374	14	131,855	191,8
38	61 B. SOFUOGLU	TUR	Team Trasimeno	Yamaha YZF-R3	2'01.001	6.044	0.569	5	131,235	183,4
39	44 S. LOCHOFF	RSA	Samurai Racing	Yamaha YZF-R3	2'01.039	6.082	0.038	14	131,194	196,4
40	9 S. NAUD	FRA	Moto Team	Kawasaki Ninja 400	2'01.671	6.714	0.632	10	130,513	175,3
----- Out 107% in this Session -----										
41	70 H. GIRARDET	FRA	Team B2G	Kawasaki Ninja 400				1		166,9

Qualifying Lap Time (107% of 1'54.957): 2'03.005

AIR	Humidity:	49%	Temp:	22°C
TRACK	Condition:	Dry	Temp:	28°C

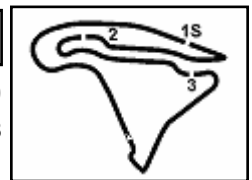
Records	Pole (SP2)	2017 A.Muel	2'16.866	116,020	Km/h
	Race (RC)	2017 D.Valle	1'56.992	135,730	Km/h
	Circuit (RC)	2017 D.Valle	1'56.992	135,730	Km/h

Start 28/09/2018 11:45 End 12:17 The results are provisional until the end of the time limit for protests and appeals and the completion of the technical checks.

These data/results cannot be reproduced, stored and/or transmitted in whole or in part by any manner of electronic, mechanical, photocopying, recording, broadcasting or otherwise now known or herein after developed without the previous express consent by the copyright owner, except for reproduction in daily press and regular printed publications on sale to the public within 60 days of the event related to those data/results and always provided that copyright symbol appears together as follows below.

© DORNA WSBK ORGANIZATION Srl 2018





ACERBIS French Round, 28 - 30 September 2018

World Supersport 300 - Results Free Practice 1st Session

Session Highlights

Local Time	No. Rider	Description
11.45.00		Start
11.46.49	55 G. HENDRA PRATAMA	Current Lap Cancelled - Exceeded Track Limits - Turn 11
11.48.25	79 T. ALONSO	Current Lap Cancelled - Exceeded Track Limits - Turn 6
11.53.43	33 D. VALLE	Lap Cancelled (1'57.615) - Exceeded Track Limits - Turn 12
11.54.22	41 J. JÄHNIG	Current Lap Cancelled - Exceeded Track Limits - Turn 6
11.54.33	15 G. VAN STRAALEN	Lap Cancelled (1'57.600) - Exceeded Track Limits - Turn 12
11.56.46	69 M. HERRERA	Current Lap Cancelled - Exceeded Track Limits - Turn 11
11.59.46	33 D. VALLE	Current Lap Cancelled - Exceeded Track Limits - Turn 3
12.01.43	61 B. SOFUOGLU	Crashed - Turn 3
12.04.30	99 P. GRASSIA	Technical Problem - Turn 5
12.04.37	99 P. GRASSIA	Re-joined
12.04.54	99 P. GRASSIA	Current Lap Cancelled - Exceeded Track Limits - Turn 6
12.05.16	99 P. GRASSIA	Technical Problem - Turn 7
12.05.58	72 V. STEEMAN	Crashed - Re-Joined - Turn 5
12.06.34	25 A. VERDÓIA	Technical Problem - Pit Exit
12.08.35	27 F. ROVELLI	Current Lap Cancelled - Exceeded Track Limits - Turn 11
12.09.52	55 G. HENDRA PRATAMA	Current Lap Cancelled - Exceeded Track Limits - Turn 11
12.10.07	33 D. VALLE	Current Lap Cancelled - Exceeded Track Limits - Turn 6
12.12.16	69 M. HERRERA	Current Lap Cancelled - Exceeded Track Limits - Turn 11
12.12.41	33 D. VALLE	Current Lap Cancelled - Exceeded Track Limits - Turn 11
12.12.56	58 T. FINOCCHIARO	On the Gravel - Re-Joined - Turn 3
12.13.48	55 G. HENDRA PRATAMA	Current Lap Cancelled - Exceeded Track Limits - Turn 11
12.14.43	19 L. BERNARDI	Technical Problem - Turn 6
12.17.33		End Of Session

Fastest Laps Sequence

No.	Rider	Nat	Team	Bike	Local Time	Time	Gap	Avg
95	S. DEROUE	NED	Motoport Kawasaki	Kawasaki Ninja 400	11:49'04.817	2'00.761		131,496
33	D. VALLE	ESP	BCD Yamaha MS Racing	Yamaha YZF-R3	11:49'04.923	2'00.580	-0.181	131,693
15	G. VAN STRAALEN	NED	KTM Fortron Racing Team	KTM RC 390 R	11:49'05.920	1'59.810	-0.770	132,540
6	R. SCHOTMAN	NED	Motoport Kawasaki	Kawasaki Ninja 400	11:49'07.707	1'57.764	-2.046	134,843
6	R. SCHOTMAN	NED	Motoport Kawasaki	Kawasaki Ninja 400	11:51'03.146	1'55.439	-2.325	137,558
71	T. EDWARDS	AUS	Nutec - Benjan - Kawasaki	Kawasaki Ninja 400	11:56'55.363	1'55.275	-0.164	137,754
6	R. SCHOTMAN	NED	Motoport Kawasaki	Kawasaki Ninja 400	12:01'15.529	1'54.957	-0.318	138,135

Start 28/09/2018 11:45 End 12:17 The results are provisional until the end of the time limit for protests and appeals and the completion of the technical checks.

These data/results cannot be reproduced, stored and/or transmitted in whole or in part by any manner of electronic, mechanical, photocopying, recording, broadcasting or otherwise now known or herein after developed without the previous express consent by the copyright owner, except for reproduction in daily press and regular printed publications on sale to the public within 60 days of the event related to those data/results and always provided that copyright symbol appears together as follows below.

© DORNA WSBK ORGANIZATION Srl 2018



Official Fuel Supplier

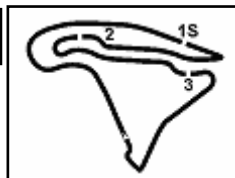


PIRELLI

Official Tyre Supplier



Official Timekeeper



ACERBIS French Round, 28 - 30 September 2018

World Supersport 300 - Best Sectors & Speed Free Practice 1st Session

BEST LAP			
1	6 R. SCHOTMAN	Kawasaki Ninja 400	1'54.957
2	95 S. DEROUE	Kawasaki Ninja 400	1'54.988
3	81 M. GONZALEZ	Yamaha YZF-R3	1'55.132
4	71 T. EDWARDS	Kawasaki Ninja 400	1'55.275
5	20 D. LOUREIRO	Kawasaki Ninja 400	1'55.366
6	14 E. DE LA VEGA	Kawasaki Ninja 400	1'55.419
7	8 M. PEREZ	Kawasaki Ninja 400	1'55.510
8	25 A. VERDOÏA	Yamaha YZF-R3	1'55.618
9	72 V. STEEMAN	KTM RC 390 R	1'56.032
10	64 H. DE CANCELLIS	Yamaha YZF-R3	1'56.059
11	33 D. VALLE	Yamaha YZF-R3	1'56.082
12	93 W. KHAN	Kawasaki Ninja 400	1'56.084
13	2 A. CARRASCO	Kawasaki Ninja 400	1'56.139
14	15 G. VAN STRAALEN	KTM RC 390 R	1'56.403
15	19 L. BERNARDI	Yamaha YZF-R3	1'56.445
16	12 A. RUSMIPUTRO	Yamaha YZF-R3	1'56.493
17	55 G. HENDRA PRATAMA	Yamaha YZF-R3	1'56.515
18	22 N. KALININ	Kawasaki Ninja 400	1'56.517
19	43 L. GRUNWALD	KTM RC 390 R	1'56.620
20	21 B. SANCHEZ	Kawasaki Ninja 400	1'56.735
21	30 D. BLIN	Yamaha YZF-R3	1'56.965
22	41 J. JÄHNIG	KTM RC 390 R	1'57.095
23	78 J. FORAY	Kawasaki Ninja 400	1'57.301
24	75 M. ROCCA	Kawasaki Ninja 400	1'57.508
25	69 M. HERRERA	Yamaha YZF-R3	1'57.738
26	7 N. SETTIMO	Honda CBR500R	1'58.126
27	99 P. GRASSIA	Yamaha YZF-R3	1'58.229
28	23 A. DUMAS	KTM RC 390 R	1'58.398
29	54 F. FULIGNI	Yamaha YZF-R3	1'58.778
30	97 M. KAPPLER	KTM RC 390 R	1'59.105
31	27 F. ROVELLI	Kawasaki Ninja 400	1'59.136
32	13 D. IOZZO	Honda CBR500R	1'59.205
33	58 T. FINOCCHIARO	Honda CBR500R	1'59.616
34	5 R. VOS	KTM RC 390 R	1'59.660
35	91 G. MORA	Yamaha YZF-R3	1'59.845
36	28 D. KOOPMAN	Yamaha YZF-R3	2'00.058
37	79 T. ALONSO	Yamaha YZF-R3	2'00.432
38	61 B. SOFUOGLU	Yamaha YZF-R3	2'01.001
39	44 S. LOCHOFF	Yamaha YZF-R3	2'01.039
40	9 S. NAUD	Kawasaki Ninja 400	2'01.671
41	70 H. GIRARDET	Kawasaki Ninja 400	

SPEED			
1	8 M. PEREZ	Kawasaki Ninja 400	204,2
2	2 A. CARRASCO	Kawasaki Ninja 400	202,2
3	20 D. LOUREIRO	Kawasaki Ninja 400	201,1
4	21 B. SANCHEZ	Kawasaki Ninja 400	200,7
5	71 T. EDWARDS	Kawasaki Ninja 400	200,4
6	33 D. VALLE	Yamaha YZF-R3	200,0
7	93 W. KHAN	Kawasaki Ninja 400	199,6
8	95 S. DEROUE	Kawasaki Ninja 400	198,9
9	22 N. KALININ	Kawasaki Ninja 400	198,2
10	15 G. VAN STRAALEN	KTM RC 390 R	197,4
11	81 M. GONZALEZ	Yamaha YZF-R3	197,4
12	23 A. DUMAS	KTM RC 390 R	197,1
13	12 A. RUSMIPUTRO	Yamaha YZF-R3	197,1
14	6 R. SCHOTMAN	Kawasaki Ninja 400	196,7
15	55 G. HENDRA PRATAMA	Yamaha YZF-R3	196,7
16	7 N. SETTIMO	Honda CBR500R	196,4
17	44 S. LOCHOFF	Yamaha YZF-R3	196,4
18	72 V. STEEMAN	KTM RC 390 R	196,4
19	14 E. DE LA VEGA	Kawasaki Ninja 400	196,0
20	43 L. GRUNWALD	KTM RC 390 R	196,0
21	41 J. JÄHNIG	KTM RC 390 R	195,7
22	78 J. FORAY	Kawasaki Ninja 400	194,9
23	19 L. BERNARDI	Yamaha YZF-R3	194,9
24	54 F. FULIGNI	Yamaha YZF-R3	194,6
25	64 H. DE CANCELLIS	Yamaha YZF-R3	194,2
26	69 M. HERRERA	Yamaha YZF-R3	193,9
27	27 F. ROVELLI	Kawasaki Ninja 400	193,9
28	58 T. FINOCCHIARO	Honda CBR500R	193,5
29	97 M. KAPPLER	KTM RC 390 R	192,9
30	5 R. VOS	KTM RC 390 R	192,9
31	25 A. VERDOÏA	Yamaha YZF-R3	192,9
32	30 D. BLIN	Yamaha YZF-R3	192,9
33	79 T. ALONSO	Yamaha YZF-R3	191,8
34	75 M. ROCCA	Kawasaki Ninja 400	190,8
35	99 P. GRASSIA	Yamaha YZF-R3	190,8
36	91 G. MORA	Yamaha YZF-R3	190,1
37	28 D. KOOPMAN	Yamaha YZF-R3	189,1
38	13 D. IOZZO	Honda CBR500R	187,5
39	61 B. SOFUOGLU	Yamaha YZF-R3	183,4
40	9 S. NAUD	Kawasaki Ninja 400	175,3
41	70 H. GIRARDET	Kawasaki Ninja 400	166,9

28/09/2018

These data/results cannot be reproduced, stored and/or transmitted in whole or in part by any manner of electronic, mechanical, photocopying, recording, broadcasting or otherwise now known or herein after developed without the previous express consent by the copyright owner, except for reproduction in daily press and regular printed publications on sale to the public within 60 days of the event related to those data/results and always provided that copyright symbol appears together as follows below.

© DORNA WSBK ORGANIZATION Srl 2018



Official Fuel Supplier

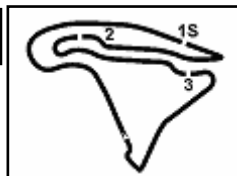


FICR PERUGIA TIMING

Official Tyre Supplier



Official Timekeeper



ACERBIS French Round, 28 - 30 September 2018

World Supersport 300 - Best Sectors & Speed Free Practice 1st Session

SEG. 1			SEG. 2			SEG. 3			SEG. 4						
1	8	M. PEREZ	35.275	1	20	D. LOUREIRO	25.204	1	81	M. GONZALEZ	25.234	1	14	E. DE LA VEGA	28.361
2	71	T. EDWARDS	35.332	2	95	S. DEROUE	25.223	2	95	S. DEROUE	25.255	2	6	R. SCHOTMAN	28.503
3	95	S. DEROUE	35.424	3	6	R. SCHOTMAN	25.317	3	6	R. SCHOTMAN	25.372	3	95	S. DEROUE	28.523
4	20	D. LOUREIRO	35.500	4	19	L. BERNARDI	25.323	4	33	D. VALLE	25.510	4	8	M. PEREZ	28.588
5	81	M. GONZALEZ	35.524	5	14	E. DE LA VEGA	25.340	5	8	M. PEREZ	25.522	5	71	T. EDWARDS	28.625
6	14	E. DE LA VEGA	35.621	6	25	A. VERDOIA	25.348	6	93	W. KHAN	25.533	6	25	A. VERDOIA	28.645
7	6	R. SCHOTMAN	35.665	7	93	W. KHAN	25.407	7	20	D. LOUREIRO	25.534	7	81	M. GONZALEZ	28.648
8	72	V. STEEMAN	35.694	8	81	M. GONZALEZ	25.430	8	15	G. VAN STRAALLEN	25.574	8	64	H. DE CANCELLIS	28.665
9	2	A. CARRASCO	35.772	9	55	G. HENDRA PRATAMA	25.504	9	43	L. GRUNWALD	25.574	9	19	L. BERNARDI	28.698
10	22	N. KALININ	35.787	10	64	H. DE CANCELLIS	25.507	10	72	V. STEEMAN	25.580	10	22	N. KALININ	28.713
11	33	D. VALLE	35.818	11	71	T. EDWARDS	25.517	11	71	T. EDWARDS	25.597	11	55	G. HENDRA PRATAMA	28.732
12	25	A. VERDOIA	35.835	12	2	A. CARRASCO	25.535	12	2	A. CARRASCO	25.605	12	33	D. VALLE	28.790
13	21	B. SANCHEZ	35.870	13	15	G. VAN STRAALLEN	25.536	13	22	N. KALININ	25.609	13	72	V. STEEMAN	28.792
14	12	A. RUSMIPUTRO	35.870	14	21	B. SANCHEZ	25.542	14	12	A. RUSMIPUTRO	25.613	14	30	D. BLIN	28.821
15	64	H. DE CANCELLIS	35.884	15	33	D. VALLE	25.590	15	19	L. BERNARDI	25.642	15	20	D. LOUREIRO	28.841
16	93	W. KHAN	35.933	16	22	N. KALININ	25.630	16	64	H. DE CANCELLIS	25.666	16	69	M. HERRERA	28.842
17	19	L. BERNARDI	35.985	17	72	V. STEEMAN	25.649	17	25	A. VERDOIA	25.670	17	93	W. KHAN	28.904
18	15	G. VAN STRAALLEN	36.044	18	43	L. GRUNWALD	25.657	18	14	E. DE LA VEGA	25.722	18	78	J. FORAY	28.921
19	78	J. FORAY	36.114	19	41	J. JÄHNIG	25.658	19	21	B. SANCHEZ	25.729	19	21	B. SANCHEZ	28.933
20	55	G. HENDRA PRATAMA	36.118	20	12	A. RUSMIPUTRO	25.658	20	99	P. GRASSIA	25.794	20	43	L. GRUNWALD	28.936
21	23	A. DUMAS	36.181	21	8	M. PEREZ	25.668	21	78	J. FORAY	25.902	21	15	G. VAN STRAALLEN	28.954
22	41	J. JÄHNIG	36.190	22	75	M. ROCCA	25.687	22	23	A. DUMAS	25.905	22	12	A. RUSMIPUTRO	29.014
23	43	L. GRUNWALD	36.261	23	7	N. SETTIMO	25.717	23	75	M. ROCCA	25.913	23	41	J. JÄHNIG	29.034
24	30	D. BLIN	36.372	24	30	D. BLIN	25.734	24	69	M. HERRERA	25.930	24	75	M. ROCCA	29.077
25	54	F. FULIGNI	36.429	25	78	J. FORAY	25.877	25	30	D. BLIN	25.944	25	99	P. GRASSIA	29.109
26	69	M. HERRERA	36.447	26	69	M. HERRERA	25.907	26	55	G. HENDRA PRATAMA	25.975	26	7	N. SETTIMO	29.227
27	58	T. FINOCCHIARO	36.457	27	27	F. ROVELLI	26.043	27	41	J. JÄHNIG	25.992	27	2	A. CARRASCO	29.227
28	99	P. GRASSIA	36.483	28	58	T. FINOCCHIARO	26.065	28	97	M. KAPPLER	26.155	28	61	B. SOFUOGLU	29.288
29	7	N. SETTIMO	36.568	29	23	A. DUMAS	26.076	29	27	F. ROVELLI	26.158	29	23	A. DUMAS	29.357
30	75	M. ROCCA	36.634	30	54	F. FULIGNI	26.077	30	54	F. FULIGNI	26.215	30	27	F. ROVELLI	29.406
31	13	D. IOZZO	36.915	31	97	M. KAPPLER	26.099	31	28	D. KOOPMAN	26.305	31	54	F. FULIGNI	29.418
32	97	M. KAPPLER	36.929	32	13	D. IOZZO	26.104	32	7	N. SETTIMO	26.386	32	91	G. MORA	29.503
33	27	F. ROVELLI	36.995	33	5	R. VOS	26.260	33	13	D. IOZZO	26.413	33	5	R. VOS	29.545
34	61	B. SOFUOGLU	37.108	34	99	P. GRASSIA	26.265	34	44	S. LOCHOFF	26.493	34	13	D. IOZZO	29.594
35	28	D. KOOPMAN	37.115	35	79	T. ALONSO	26.320	35	91	G. MORA	26.496	35	97	M. KAPPLER	29.600
36	5	R. VOS	37.152	36	91	G. MORA	26.322	36	5	R. VOS	26.562	36	28	D. KOOPMAN	29.764
37	91	G. MORA	37.185	37	28	D. KOOPMAN	26.329	37	58	T. FINOCCHIARO	26.596	37	58	T. FINOCCHIARO	29.887
38	79	T. ALONSO	37.298	38	9	S. NAUD	26.635	38	79	T. ALONSO	26.631	38	44	S. LOCHOFF	29.942
39	44	S. LOCHOFF	37.512	39	44	S. LOCHOFF	26.785	39	61	B. SOFUOGLU	26.850	39	79	T. ALONSO	29.982
40	9	S. NAUD	37.794	40	61	B. SOFUOGLU	26.833	40	9	S. NAUD	26.863	40	9	S. NAUD	30.297
				41	70	H. GIRARDET	28.105	41	70	H. GIRARDET	29.600				

28/09/2018

These data/results cannot be reproduced, stored and/or transmitted in whole or in part by any manner of electronic, mechanical, photocopying, recording, broadcasting or otherwise now known or herein after developed without the previous express consent by the copyright owner, except for reproduction in daily press and regular printed publications on sale to the public within 60 days of the event related to those data/results and always provided that copyright symbol appears together as follows below.

© DORNA WSBK ORGANIZATION Srl 2018



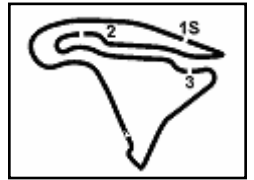
Official Fuel Supplier



Official Tyre Supplier



Official Timekeeper



Magny-Cours 4.411 m
1 / 2

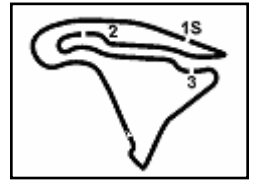
ACERBIS French Round, 28 - 30 September 2018

World Supersport 300 - Ideal Times Free Practice 1st Session

No.	Rider	Nat	Bike	Seg. 1	Seg. 2	Seg. 3	Seg. 4	Ideal Time			
				Diff. 1	Diff. 2	Diff. 3	Diff. 4	Best Lap	Pos.	Diff.	
1	95 S. DEROUE	NED	Kawasaki Ninja 400	35.424 0.339	25.223 0.171	25.255 0.045	28.523 0.008	1'54.425	1'54.988	3	0.563
2	81 M. GONZALEZ	ESP	Yamaha YZF-R3	35.524	25.430 0.100	25.234	28.648 0.196	1'54.836	1'55.132	4	0.296
3	6 R. SCHOTMAN	NED	Kawasaki Ninja 400	35.665	25.317	25.372	28.503 0.100	1'54.857	1'54.957	2	0.100
4	14 E. DE LA VEGA	FRA	Kawasaki Ninja 400	35.621 0.065	25.340 0.124	25.722 0.034	28.361 0.152	1'55.044	1'55.419	7	0.375
5	8 M. PEREZ	ESP	Kawasaki Ninja 400	35.275	25.668 0.457	25.522	28.588	1'55.053	1'55.510	8	0.457
6	71 T. EDWARDS	AUS	Kawasaki Ninja 400	35.332	25.517 0.128	25.597	28.625 0.076	1'55.071	1'55.275	5	0.204
7	20 D. LOUREIRO	RSA	Kawasaki Ninja 400	35.500	25.204	25.534	28.841 0.287	1'55.079	1'55.366	6	0.287
8	25 A. VERDOIA	FRA	Yamaha YZF-R3	35.835	25.348	25.670 0.058	28.645 0.062	1'55.498	1'55.618	9	0.120
9	19 L. BERNARDI	ITA	Yamaha YZF-R3	35.985 0.328	25.323	25.642	28.698 0.469	1'55.648	1'56.445	16	0.797
10	33 D. VALLE	ESP	Yamaha YZF-R3	35.818	25.590	25.510 0.247	28.790 0.127	1'55.708	1'56.082	12	0.374
11	72 V. STEEMAN	NED	KTM RC 390 R	35.694 0.041	25.649 0.065	25.580 0.189	28.792 0.022	1'55.715	1'56.032	10	0.317
12	64 H. DE CANCELLIS	FRA	Yamaha YZF-R3	35.884	25.507 0.273	25.666 0.064	28.665	1'55.722	1'56.059	11	0.337
13	22 N. KALININ	UKR	Kawasaki Ninja 400	35.787 0.406	25.630 0.054	25.609 0.280	28.713 0.038	1'55.739	1'56.517	19	0.778
14	93 W. KHAN	NED	Kawasaki Ninja 400	35.933 0.133	25.407 0.073	25.533	28.904 0.101	1'55.777	1'56.084	13	0.307
15	21 B. SANCHEZ	ESP	Kawasaki Ninja 400	35.870	25.542	25.729 0.352	28.933 0.309	1'56.074	1'56.735	21	0.661
16	15 G. VAN STRAALEN	NED	KTM RC 390 R	36.044 0.239	25.536	25.574 0.056	28.954	1'56.108	1'56.403	15	0.295
17	2 A. CARRASCO	ESP	Kawasaki Ninja 400	35.772	25.535	25.605	29.227	1'56.139	1'56.139	14	
18	12 A. RUSMIPUTRO	INA	Yamaha YZF-R3	35.870	25.658	25.613 0.175	29.014 0.163	1'56.155	1'56.493	17	0.338
19	55 G. HENDRA PRATAMA	INA	Yamaha YZF-R3	36.118 0.145	25.504	25.975 0.041	28.732	1'56.329	1'56.515	18	0.186
20	43 L. GRUNWALD	GER	KTM RC 390 R	36.261 0.141	25.657	25.574	28.936 0.051	1'56.428	1'56.620	20	0.192
21	78 J. FORAY	FRA	Kawasaki Ninja 400	36.114 0.329	25.877	25.902 0.158	28.921	1'56.814	1'57.301	24	0.487
22	30 D. BLIN	POL	Yamaha YZF-R3	36.372	25.734 0.094	25.944	28.821	1'56.871	1'56.965	22	0.094
23	41 J. JÄHNIG	GER	KTM RC 390 R	36.190	25.658 0.099	25.992 0.014	29.034 0.108	1'56.874	1'57.095	23	0.221
24	69 M. HERRERA	ESP	Yamaha YZF-R3	36.447 0.230	25.907	25.930 0.189	28.842 0.193	1'57.126	1'57.738	26	0.612
25	75 M. ROCCA	ITA	Kawasaki Ninja 400	36.634 0.084	25.687 0.042	25.913 0.071	29.077	1'57.311	1'57.508	25	0.197
26	23 A. DUMAS	CAN	KTM RC 390 R	36.181 0.269	26.076 0.203	25.905 0.303	29.357 0.104	1'57.519	1'58.398	29	0.879
27	99 P. GRASSIA	ITA	Yamaha YZF-R3	36.483 0.473	26.265 0.105	25.794	29.109	1'57.651	1'58.229	28	0.578
28	7 N. SETTIMO	ITA	Honda CBR500R	36.568 0.074	25.717 0.119	26.386	29.227 0.035	1'57.898	1'58.126	27	0.228
29	54 F. FULIGNI	ITA	Yamaha YZF-R3	36.429 0.396	26.077	26.215	29.418 0.243	1'58.139	1'58.778	30	0.639
30	27 F. ROVELLI	ITA	Kawasaki Ninja 400	36.995 0.090	26.043 0.282	26.158 0.111	29.406 0.051	1'58.602	1'59.136	32	0.534
31	97 M. KAPPLER	GER	KTM RC 390 R	36.929	26.099 0.156	26.155	29.600 0.166	1'58.783	1'59.105	31	0.322
32	58 T. FINOCCHIARO	GBR	Honda CBR500R	36.457	26.065 0.247	26.596 0.120	29.887 0.244	1'59.005	1'59.616	34	0.611
33	13 D. IOZZO	RSA	Honda CBR500R	36.915 0.066	26.104	26.413	29.594 0.113	1'59.026	1'59.205	33	0.179

28/09/2018
These data/results cannot be reproduced, stored and/or transmitted in whole or in part by any manner of electronic, mechanical, photocopying, recording, broadcasting or otherwise now known or herein after developed without the previous express consent by the copyright owner, except for reproduction in daily press and regular printed publications on sale to the public within 60 days of the event related to those data/results and always provided that copyright symbol appears together as follows below.
© DORNA WSBK ORGANIZATION Srl 2018





Magny-Cours 4.411 m
2 / 2

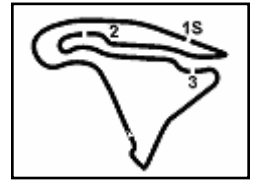
ACERBIS French Round, 28 - 30 September 2018

World Supersport 300 - Ideal Times Free Practice 1st Session

No.	Rider	Nat	Bike	Seg. 1	Seg. 2	Seg. 3	Seg. 4	Ideal Time		
				Diff. 1	Diff. 2	Diff. 3	Diff. 4	Best Lap	Pos.	Diff.
34	91 G. MORA	ITA	Yamaha YZF-R3	37.185	26.322 0.180	26.496 0.159	29.503	1'59.506	36	0.339
35	28 D. KOOPMAN	NED	Yamaha YZF-R3	37.115	26.329 0.300	26.305 0.245	29.764	1'59.513	37	0.545
36	5 R. VOS	NED	KTM RC 390 R	37.152	26.260 0.141	26.562	29.545	1'59.519	35	0.141
37	61 B. SOFUOGLU	TUR	Yamaha YZF-R3	37.108	26.833 0.617	26.850	29.288 0.305	2'00.079	39	0.922
38	79 T. ALONSO	POR	Yamaha YZF-R3	37.298	26.320 0.103	26.631 0.080	29.982 0.018	2'00.231	38	0.201
39	44 S. LOCHOFF	RSA	Yamaha YZF-R3	37.512	26.785 0.307	26.493	29.942	2'00.732	40	0.307
40	9 S. NAUD	FRA	Kawasaki Ninja 400	37.794	26.635	26.863 0.019	30.297 0.063	2'01.589	41	0.082
Overall Ideal Time				35.275	25.204	25.234	28.361	1'54.074		

28/09/2018
 These data/results cannot be reproduced, stored and/or transmitted in whole or in part by any manner of electronic, mechanical, photocopying, recording, broadcasting or otherwise now known or herein after developed without the previous express consent by the copyright owner, except for reproduction in daily press and regular printed publications on sale to the public within 60 days of the event related to those data/results and always provided that copyright symbol appears together as follows below.
 © DORNA WSBK ORGANIZATION Srl 2018





ACERBIS French Round, 28 - 30 September 2018

World Supersport 300 - Chronological Analysis Free Practice 1st Session

Magny-Cours 4.411 m

1 / 6

1° 6 R. SCHOTMAN (1'54.957)							
Lap	Seg.1	Seg.2	Seg.3	Seg.4	Lap Time	km/h	Local Time
1		28.092	26.841	29.549	196.0	11:47'09.943	
2	36.246	26.278	26.150	29.090	1'57.764	195,7	11:49'07.707
3	35.967	25.354	25.477	28.641	1'55.439	191,5	11:51'03.146
4	35.712	25.705	25.542	32.761	1'59.720P	196,7	11:53'02.866
5	2'59.987	26.124	26.508	29.554	4'22.173P	189,8	11:57'25.039
6	35.825	25.502	25.703	28.503	1'55.533	194,9	11:59'20.572
7	35.665	25.317	25.372	28.603	1'54.957	195,7	12:01'15.529
8	36.542	25.355	25.937	28.620	1'56.454	190,1	12:03'11.983
9	36.277	25.390	25.755	28.613	1'56.035	191,5	12:05'08.018
10	36.002	25.852	33.886	28.927	2'04.667	193,9	12:07'12.685
11	36.318	25.896	25.821	29.188	1'57.223	193,9	12:09'09.908
12	35.883	25.534	25.638	29.774	1'56.829	192,5	12:11'06.737
13	36.066	25.598	25.996	32.805	2'00.465P	191,2	12:13'07.202

5° 20 D. LOUREIRO (1'55.366)							
Lap	Seg.1	Seg.2	Seg.3	Seg.4	Lap Time	km/h	Local Time
1		28.868	27.405	31.134	199,3	11:47'12.753	
2	36.598	26.220	26.421	29.567	1'58.806	197,4	11:49'11.559
3	36.100	26.358	25.975	29.270	1'57.703	201,1	11:51'09.262
4	36.074	25.540	25.646	29.044	1'56.304	196,4	11:53'05.566
5	35.756	25.279	25.786	29.029	1'55.850	197,1	11:55'01.416
6	35.598	25.316	25.707	28.841	1'55.462	196,7	11:56'56.878
7	35.709	25.522	25.939	38.814	2'05.984P	198,5	11:59'02.862
8	2'50.230	25.933	26.040	29.992	4'12.195P	197,8	12:03'15.057
9	35.738	26.841	26.140	29.890	1'58.609	199,6	12:05'13.666
10	35.973	25.477	25.833	28.858	1'56.141	200,0	12:07'09.807
11	35.632	25.504	25.724	29.474	1'56.334	199,6	12:09'06.141
12	35.865	25.340	25.944	36.959	2'04.108	197,4	12:11'10.249
13	35.795	25.431	25.983	28.997	1'56.206	200,0	12:13'06.455
14	35.500	25.204	25.534	29.128	1'55.366	200,4	12:15'01.821

2° 95 S. DEROUE (1'54.988)							
Lap	Seg.1	Seg.2	Seg.3	Seg.4	Lap Time	km/h	Local Time
1		26.899	27.032	29.870	186,5	11:47'04.056	
2	36.939	27.668	26.223	29.931	2'00.761	189,8	11:49'04.817
3	36.813	25.770	26.085	29.118	1'57.786	190,8	11:51'02.603
4	36.215	25.559	25.508	31.046	1'58.328	191,2	11:53'00.931
5	36.105	25.584	25.719	29.625	1'57.033	194,9	11:54'57.964
6	36.082	25.521	25.461	28.787	1'55.851	192,5	11:56'53.815
7	36.084	26.680	29.138	31.823	2'03.725P	191,5	11:58'57.540
8	2'54.500	26.105	25.547	29.465	4'15.617P	198,9	12:03'13.157
9	35.723	25.427	25.324	28.552	1'55.026	198,5	12:05'08.183
10	35.713	25.370	25.255	29.482	1'55.820	195,3	12:07'04.003
11	35.947	25.548	25.375	28.523	1'55.393	190,8	12:08'59.396
12	35.763	25.394	25.300	28.531	1'54.988	193,5	12:10'54.384
13	35.999	25.975	31.882	33.225	2'07.081	192,2	12:13'01.465
14	35.615	25.223	25.568	28.667	1'55.073	197,1	12:14'56.538
15	35.424	25.229	25.367	28.997	1'55.017	196,4	12:16'51.555

6° 14 E. DE LA VEGA (1'55.419)							
Lap	Seg.1	Seg.2	Seg.3	Seg.4	Lap Time	km/h	Local Time
1		28.502	27.600	30.172	191,2	11:47'11.273	
2	36.886	25.974	26.159	28.892	1'57.911	194,9	11:49'09.184
3	36.342	25.531	26.221	28.578	1'56.672	189,1	11:51'05.856
4	36.054	25.831	26.141	28.506	1'56.532	191,5	11:53'02.388
5	35.760	25.653	26.020	28.862	1'56.295	194,6	11:54'58.683
6	36.053	25.463	25.783	28.574	1'55.873	192,9	11:56'54.556
7	35.718	25.549	25.925	28.519	1'55.711	194,2	11:58'50.267
8	36.151	25.589	25.811	28.372	1'55.923	190,1	12:00'46.190
9	36.007	25.340	25.745	39.107	2'06.199P	190,8	12:02'52.389
10	2'23.326	29.015	26.728	28.833	3'47.902P	188,8	12:06'40.291
11	36.464	25.502	26.002	28.733	1'56.701	188,2	12:08'36.992
12	36.020	25.578	25.828	28.361	1'55.787	189,1	12:10'32.779
13	35.686	25.464	25.756	28.513	1'55.419	193,9	12:12'28.198
14	35.826	25.345	25.722	28.593	1'55.486	191,5	12:14'23.684
15	35.621	25.357	25.760	28.774	1'55.512	196,0	12:16'19.196

3° 81 M. GONZALEZ (1'55.132)							
Lap	Seg.1	Seg.2	Seg.3	Seg.4	Lap Time	km/h	Local Time
1							11:44'41.580
2	1'17.009	27.271	26.705	30.535	2'41.520P	186,9	11:47'23.100
3	37.158	26.086	26.045	29.514	1'58.803	189,8	11:49'21.903
4	37.545	26.324	26.331	29.135	1'59.335	196,7	11:51'21.238
5	36.803	25.943	26.029	29.155	1'57.930	188,2	11:53'19.168
6	36.246	25.606	25.685	29.025	1'56.562	189,8	11:55'15.730
7	35.987	25.675	25.766	29.919	1'56.347	191,8	11:57'12.077
8	36.480	25.779	25.524	30.872	1'58.655P	188,2	11:59'10.732
9	2'17.018	26.697	25.692	33.591	3'42.998P	180,9	12:02'53.730
10	36.440	25.744	25.474	29.201	2'16.859P	188,8	12:05'10.589
11	35.730	26.008	25.880	29.136	1'56.754	197,4	12:07'07.343
12	35.909	25.430	25.565	28.981	1'55.885	197,1	12:09'03.228
13	36.598	28.270	26.098	35.169	2'06.135	187,2	12:11'09.363
14	36.109	25.603	25.471	28.648	1'55.831	191,2	12:13'05.194
15	35.524	25.530	25.234	28.844	1'55.132	197,1	12:15'00.326

7° 8 M. PEREZ (1'55.510)							
Lap	Seg.1	Seg.2	Seg.3	Seg.4	Lap Time	km/h	Local Time
1		28.290	27.340	30.471	194,2	11:47'11.126	
2	36.975	26.381	26.239	29.002	1'58.597	194,6	11:49'09.723
3	36.785	26.087	25.949	28.951	1'57.772	193,2	11:51'07.495
4	36.290	25.845	25.754	28.715	1'56.604	192,9	11:53'04.099
5	36.010	25.668	25.636	28.892	1'56.206	192,5	11:55'00.305
6	35.275	26.125	25.522	28.588	1'55.510	204,2	11:56'55.815
7	35.655	25.673	25.890	38.492	2'05.710P	198,9	11:59'01.525
8	3'37.044	27.015	26.237	29.030	4'59.326P	179,7	12:04'00.851
9	36.728	25.981	25.772	28.908	1'57.389	191,2	12:05'58.240
10	36.154	25.845	25.647	29.020	1'56.666	192,9	12:07'54.906
11	36.456	25.752	25.602	28.703	1'56.513	191,2	12:09'51.419
12	36.327	25.741	25.631	28.756	1'56.455	190,5	12:11'47.874
13	36.251	25.700	25.652	28.685	1'56.288	190,1	12:13'44.162
14	36.242	27.725	31.422	35.690	2'11.079P	190,5	12:15'55.241

4° 71 T. EDWARDS (1'55.275)							
Lap	Seg.1	Seg.2	Seg.3	Seg.4	Lap Time	km/h	Local Time
1		27.171	27.078	29.472	194,9	11:47'08.562	
2	36.856	26.713	26.313	29.492	1'59.374	191,8	11:49'07.936
3	35.722	25.540	25.751	28.934	1'55.947	198,2	11:51'03.883
4	35.746	25.517	25.736	28.627	1'55.626	198,9	11:52'59.509
5	36.542	28.878	25.882	29.277	2'00.579	188,2	11:55'00.088
6	35.332	25.645	25.597	28.701	1'55.275	200,4	11:56'55.363
7	35.943	25.633	26.022	35.115	2'02.713P	193,5	11:58'58.076
8	6'27.881	25.993	26.008	30.696	7'50.578P	190,8	12:06'48.654
9	35.957	25.530	25.943	28.851	1'56.281	193,2	12:08'44.935
10	36.172	25.613	25.821	28.625	1'56.231	190,8	12:10'41.166

8° 25 A. VERDOÑA (1'55.618)							
Lap	Seg.1	Seg.2	Seg.3	Seg.4	Lap Time	km/h	Local Time
1		28.534	27.881	30.791	187,2	11:47'11.724	
2	36.892	26.456	26.468	29.710	1'59.526	192,9	11:49'11.250
3	36.233	25.816	25.921	29.095	1'57.065	191,5	11:51'08.315
4	36.228	25.982	25.793	28.877	1'56.880	188,8	11:53'05.195
5	36.228	25.607	25.705	28.983	1'56.523	187,8	11:55'01.718
6	35.937	25.604	25.710	28.689	1'55.940	190,1	11:56'57.658
7	35.835	25.348	25.728	28.707	1'55.618	191,5	11:58'53.276

28/09/2018 P = Pits In/Out - C = Lap Time Cancelled

These data/results cannot be reproduced, stored and/or transmitted in whole or in part by any manner of electronic, mechanical, photocopying, recording, broadcasting or otherwise now known or herein after developed without the previous express consent by the copyright owner, except for reproduction in daily press and regular printed publications on sale to the public within 60 days of the event related to those data/results and always provided that copyright symbol appears together as follows below.

© DORNA WSBK ORGANIZATION Srl 2018



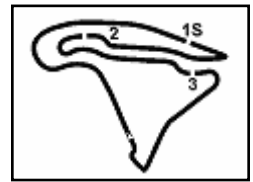
Official Fuel Supplier



Official Tyre Supplier



Official Timekeeper



ACERBIS French Round, 28 - 30 September 2018

World Supersport 300 - Chronological Analysis Free Practice 1st Session

Magny-Cours 4.411 m

2 / 6

8	36.307	25.718	25.688	28.849	1'56.562	188,8	12:00'49.838
9	36.452	25.731	25.890	34.793	2'02.866	185,2	12:02'52.704
10	35.920	26.309	26.079	33.001	2'01.309P	189,8	12:04'54.013
11	6'09.461	26.390	26.350	29.001	7'31.202P	184,6	12:12'25.215
12	36.367	25.666	25.670	28.645	1'56.348	186,2	12:14'21.563
13	35.937	25.775	25.758	29.377	1'56.847	190,1	12:16'18.410

5	36.621	25.837	26.185	29.919	1'58.562	189,8	11:55'07.656
6	36.608	25.761	26.106	29.548	1'58.023	192,2	11:57'05.679
7	36.477	25.721	25.961	34.276	2'02.435P	190,5	11:59'08.114
8	6'18.175	26.082	26.040	30.646	7'40.943P	192,9	12:06'49.057
9	35.934	25.676	25.862	28.904	1'56.376	196,7	12:08'45.433
10	35.933	25.668	25.881	29.395	1'56.877	194,6	12:10'42.310
11	37.015	37.670	29.608	32.201	2'16.494	189,1	12:12'58.804
12	36.448	25.407	26.078	29.320	1'57.253	192,2	12:14'56.057
13	36.066	25.480	25.533	29.005	1'56.084	194,6	12:16'52.141

9° 72 V. STEEMAN (1'56.032)							
Lap	Seg.1	Seg.2	Seg.3	Seg.4	Lap Time	km/h	Local Time
1		28.424	27.867	30.247	192,2	11:47'12.987	
2	36.974	26.149	26.166	29.771	1'59.060	192,9	11:49'12.047
3	36.506	25.874	26.168	29.454	1'58.002	193,5	11:51'10.049
4	36.460	25.713	25.825	28.792	1'56.790	192,9	11:53'06.839
5	36.002	25.649	25.740	29.005	1'56.396	193,2	11:55'03.235
6	35.735	25.714	25.769	28.814	1'56.032	196,4	11:56'59.267
7	36.122	26.019	25.580	28.987	1'56.708	191,2	11:58'55.975
8	35.694	25.801	25.932	30.265	1'57.692	194,2	12:00'53.667
9	36.431	26.091	25.991	29.811	1'58.324	186,9	12:02'51.991
10	36.431	26.387	30.121	29.998	2'02.937	187,2	12:04'54.928
11	36.493	1'34.005	28.310	35.391	3'14.199P	187,8	12:08'09.127
12	5'41.245	26.289	26.226	29.415	7'03.175P	191,2	12:15'12.302

13° 2 A. CARRASCO (1'56.139)							
Lap	Seg.1	Seg.2	Seg.3	Seg.4	Lap Time	km/h	Local Time
1		28.302	27.742	31.482	196,0	11:47'18.878	
2	38.082	27.420	26.853	31.068	2'03.423	192,9	11:49'22.301
3	36.931	26.848	26.631	30.316	2'00.726	200,4	11:51'23.027
4	36.412	26.368	26.279	30.032	1'59.091	202,2	11:53'22.118
5	36.843	26.118	26.291	29.549	1'58.801	196,4	11:55'20.919
6	36.343	25.920	25.953	32.171	2'00.387P	195,7	11:57'21.306
7	3'44.121	26.516	26.632	29.763	5'07.032P	189,1	12:02'28.338
8	37.329	26.004	26.051	29.737	1'59.121	191,8	12:04'27.459
9	36.529	25.715	25.991	29.305	1'57.540	195,3	12:06'24.999
10	36.569	25.874	25.833	29.513	1'57.789	191,8	12:08'22.788
11	39.545	25.600	26.175	29.895	2'01.215	194,2	12:10'24.003
12	36.189	25.796	25.831	30.171	1'57.987	191,2	12:12'21.990
13	35.772	25.535	25.605	29.227	1'56.139	197,1	12:14'18.129
14	36.020	27.396	26.748	29.738	1'59.902	198,9	12:16'18.031

10° 64 H. DE CANCELLIS (1'56.059)							
Lap	Seg.1	Seg.2	Seg.3	Seg.4	Lap Time	km/h	Local Time
1		31.260	28.868	32.164	182,4	11:47'16.402	
2	37.570	27.946	27.027	29.723	2'02.266	192,9	11:49'18.668
3	37.188	26.790	26.156	29.837	1'59.971	188,2	11:51'18.639
4	36.771	26.434	25.981	29.178	1'58.364	184,6	11:53'17.003
5	37.085	26.318	25.931	29.046	1'58.380	182,4	11:55'15.383
6	36.363	25.990	25.839	28.868	1'57.060	187,8	11:57'12.443
7	36.171	25.934	25.909	28.815	1'56.829	184,3	11:59'09.272
8	36.484	25.892	25.693	32.216	2'00.285	186,2	12:01'09.557
9	41.403	26.077	26.843	29.320	2'03.260	180,6	12:03'12.817
10	36.508	25.696	25.695	28.770	1'56.669	192,2	12:05'09.486
11	36.630	25.841	25.666	29.206	1'57.343	188,8	12:07'06.829
12	36.515	25.844	25.688	28.777	1'56.824	192,9	12:09'03.653
13	36.650	26.230	28.003	35.055	2'05.938	194,2	12:11'09.591
14	35.884	25.780	25.730	28.665	1'56.059	193,2	12:13'05.650
15	36.453	25.507	25.743	28.777	1'56.480	194,2	12:15'02.130

14° 15 G. VAN STRAALLEN (1'56.403)							
Lap	Seg.1	Seg.2	Seg.3	Seg.4	Lap Time	km/h	Local Time
1		27.095	26.972	29.879	184,9	11:47'06.110	
2	37.306	26.110	26.916	29.478	1'59.810	186,2	11:49'05.920
3	36.786	25.706	25.850	29.227	1'57.569	188,2	11:51'03.489
4	36.349	25.701	26.340	29.227	1'57.600C	195,3	11:53'01.089
5	36.540	25.771	26.208	29.349	1'57.868	191,5	11:54'58.957
6	36.139	25.758	25.619	29.240	1'56.756	192,5	11:56'55.713
7	36.044	25.733	25.900	36.688	2'04.365P	197,4	11:59'00.078
8	3'06.438	25.874	26.087	29.354	4'27.753P	187,2	12:03'27.831
9	36.644	26.881	26.181	32.509	2'02.215P	186,9	12:05'30.046
10	1'58.244	26.064	35.765	29.795	3'29.868P	182,1	12:08'59.914
11	36.559	25.783	25.574	29.085	1'57.001	185,9	12:10'56.915
12	36.591	25.719	26.059	36.623	2'04.992	187,5	12:13'01.907
13	36.283	25.536	25.630	28.954	1'56.403	188,8	12:14'58.310
14	36.413	25.587	25.986	29.282	1'57.268	191,8	12:16'55.578

11° 33 D. VALLE (1'56.082)							
Lap	Seg.1	Seg.2	Seg.3	Seg.4	Lap Time	km/h	Local Time
1		26.911	26.650	30.065	184,9	11:47'04.343	
2	37.112	27.932	25.904	29.632	2'00.580	188,5	11:49'04.923
3	37.155	25.862	25.984	29.023	1'58.024	188,2	11:51'02.947
4	36.684	25.763			1'57.615C	188,8	11:53'00.562
5	36.644	26.178	26.151	28.890	1'57.863	193,2	11:54'58.425
6	36.380	25.817	25.733	28.790	1'56.720	194,2	11:56'55.145
7	36.446	25.856	26.268	31.482	2'00.052	197,8	11:58'55.197
8	36.520	26.000	26.188	29.585	1'58.293C	190,5	12:00'53.490
9	36.612	25.909	26.031	32.326	2'00.878P	185,6	12:02'54.368
10	56.176	26.168	25.510	29.060	2'16.914P	191,8	12:05'11.282
11	36.054	26.106	25.760	29.192	1'57.112	192,2	12:07'08.394
12	35.818	25.590	25.757	28.917	1'56.082	200,0	12:09'04.476
13	36.149	30.628	27.694	31.936	2'06.407C	196,4	12:11'10.883
14	36.284	29.573			2'02.290C	191,8	12:13'13.173
15	35.965	26.641	26.937	31.431	2'00.974	197,1	12:15'14.147

15° 19 L. BERNARDI (1'56.445)							
Lap	Seg.1	Seg.2	Seg.3	Seg.4	Lap Time	km/h	Local Time
1		28.142	28.223	31.523	186,5	11:47'16.203	
2	37.545	26.683	26.902	29.910	2'01.040	188,2	11:49'17.243
3	37.016	26.125	26.769	29.208	1'59.118	187,5	11:51'16.361
4	37.180	25.955	25.976	28.945	1'58.056	188,2	11:53'14.417
5	37.086	25.936	26.050	29.407	1'58.479	184,9	11:55'12.896
6	36.894	25.684	25.990	28.698	1'57.266	187,2	11:57'10.162
7	36.552	25.787	26.020	28.881	1'57.240	187,2	11:59'07.402
8	36.390	25.767	25.989	28.849	1'56.995	192,9	12:01'04.397
9	38.274	27.078	26.269	30.231	2'01.852	176,2	12:03'06.249
10	36.823	26.817	30.674	29.260	2'03.574	190,5	12:05'09.823
11	36.167	25.733	25.799	29.179	1'56.878	192,2	12:07'06.701
12	36.489	25.877	26.140	29.022	1'57.528	191,2	12:09'04.229
13	36.152	26.298	26.236	34.959	2'03.645	194,2	12:11'07.874
14	36.313	25.323	25.642	29.167	1'56.445	192,5	12:13'04.319

12° 93 W. KHAN (1'56.084)							
Lap	Seg.1	Seg.2	Seg.3	Seg.4	Lap Time	km/h	Local Time
1		27.381	28.251	30.296	190,5	11:47'14.053	
2	36.962	26.389	26.584	29.769	1'59.704	193,5	11:49'13.757
3	36.110	26.323	26.113	29.060	1'57.606	194,2	11:51'11.363
4	36.033	26.024	26.123	29.551	1'57.731	199,6	11:53'09.094

16° 12 A. RUSMIPUTRO (1'56.493)							
Lap	Seg.1	Seg.2	Seg.3	Seg.4	Lap Time	km/h	Local Time
1		28.269	27.564	31.449	192,2	11:47'19.095	

28/09/2018 P = Pits In/Out - C = Lap Time Cancelled

These data/results cannot be reproduced, stored and/or transmitted in whole or in part by any manner of electronic, mechanical, photocopying, recording, broadcasting or otherwise now known or herein after developed without the previous express consent by the copyright owner, except for reproduction in daily press and regular printed publications on sale to the public within 60 days of the event related to those data/results and always provided that copyright symbol appears together as follows below.

© DORNA WSBK ORGANIZATION Srl 2018



Official Fuel Supplier

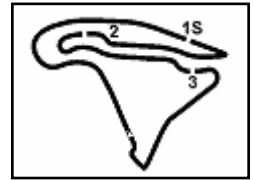


FKR PERGOIA TIMING

Official Tyre Supplier



Official Timekeeper



ACERBIS French Round, 28 - 30 September 2018

World Supersport 300 - Chronological Analysis Free Practice 1st Session

Lap	Seg.1	Seg.2	Seg.3	Seg.4	Lap Time	km/h	Local Time
2	39.325	27.051	26.500	30.509	2'03.385	187,5	11:49'22.480
3	37.033	27.062	26.337	30.219	2'00.651	196,4	11:51'23.131
4	36.634	26.520	26.964	29.985	2'00.103	197,1	11:53'23.234
5	36.371	26.387	26.727	30.047	1'59.532	196,7	11:55'22.766
6	36.409	25.961	26.415	29.444	1'58.229	195,3	11:57'20.995
7	36.299	25.869	25.967	29.402	1'57.537	192,5	11:59'18.532
8	36.459	26.203	26.401	30.205	1'59.268	196,7	12:01'17.800
9	36.297	25.970	27.535	29.539	1'59.341	195,7	12:03'17.141
10	36.286	26.211	26.063	29.014	1'57.574	193,2	12:05'14.715
11	36.360	26.227	25.702	29.243	1'57.532	188,5	12:07'12.247
12	36.493	25.982	25.747	29.304	1'57.526	187,2	12:09'09.773
13	36.228	26.009	25.613	29.282	1'57.132	191,5	12:11'06.905
14	36.474	25.802	25.744	29.515	1'57.535	191,5	12:13'04.440
15	35.870	25.658	25.788	29.177	1'56.493	190,8	12:15'00.933

17° 55 G. HENDRA PRATAMA (1'56.515)							
Lap	Seg.1	Seg.2	Seg.3	Seg.4	Lap Time	km/h	Local Time
1		27.657			C	186,5	11:47'27.154
2	3'43.541	27.045	27.003	30.005	5'07.594P	184,3	11:52'34.748
3	37.802	26.477	26.904	29.392	2'00.575	189,5	11:54'35.323
4	37.429	28.733	26.513	29.909	2'02.584	183,1	11:56'37.907
5	37.001	25.946	26.448	28.958	1'58.353	188,2	11:58'36.260
6	36.931	26.115	26.197	29.088	1'58.331	185,6	12:00'34.591
7	36.868	25.760	26.153	28.967	1'57.748	184,0	12:02'32.339
8	36.859	25.575	26.254	29.572	1'58.260	187,2	12:04'30.599
9	36.684	25.670	26.104	28.924	1'57.382	188,2	12:06'27.981
10	36.257	25.550	26.153	28.810	1'56.770	190,5	12:08'24.751
11	36.332	25.708	27.959	30.251	2'00.250C	196,7	12:10'25.001
12	36.263	25.504	26.016	28.732	1'56.515	191,2	12:12'21.516
13	36.327	25.954	26.732	31.914	2'00.927C	189,8	12:14'22.443
14	36.118	25.681	25.975	29.713	1'57.487	192,2	12:16'19.930

18° 22 N. KALININ (1'56.517)							
Lap	Seg.1	Seg.2	Seg.3	Seg.4	Lap Time	km/h	Local Time
1		28.879	27.355	30.222		193,9	11:47'11.561
2	36.679	26.653	26.545	29.476	1'59.353	196,4	11:49'10.914
3	36.518	26.461	26.344	29.431	1'58.754	193,2	11:51'09.668
4	36.193	25.684	25.889	28.751	1'56.517	194,6	11:53'06.185
5	36.283	25.630	25.609	29.077	1'56.599	193,5	11:55'02.784
6	35.993	26.219	26.103	30.400	1'58.715	194,6	11:57'01.499
7	36.719	26.002	27.148	35.155	2'05.024P	191,5	11:59'06.523
8	2'21.236	26.006	26.118	33.438	3'46.798P	194,6	12:02'53.321
9	2'22.650	28.646	26.582	31.180	3'49.058P	193,5	12:06'42.379
10	36.563	25.815	26.051	29.084	1'57.513	191,8	12:08'39.892
11	36.659	26.703	27.056	30.415	2'00.833	189,8	12:10'40.725
12	39.050	29.805	31.290	41.233	2'21.378	191,5	12:13'02.103
13	36.246	25.827	25.810	28.713	1'56.596	198,2	12:14'58.699
14	35.787	25.643	25.992	29.153	1'56.575	193,5	12:16'55.274

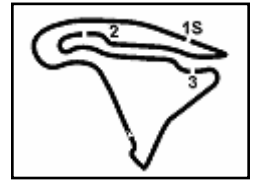
19° 43 L. GRUNWALD (1'56.620)							
Lap	Seg.1	Seg.2	Seg.3	Seg.4	Lap Time	km/h	Local Time
1		27.688	28.003	30.689		188,5	11:47'14.667
2	36.710	26.152	26.313	29.337	1'58.512	196,0	11:49'13.179
3	36.509	26.345	26.777	31.345	2'00.976	193,2	11:51'14.155
4	38.490	26.071	27.133	33.940	2'05.634P	184,0	11:53'19.789
5	2'57.376	26.057	26.259	29.103	4'18.795P	191,2	11:57'38.584
6	36.527	25.688	25.780	29.206	1'57.201	189,1	11:59'35.785
7	36.685	25.909	25.754	28.936	1'57.284	189,5	12:01'33.069
8	36.388	25.745	25.806	29.199	1'57.138	190,5	12:03'30.207
9	37.790	27.697	26.734	32.449	2'04.670P	178,2	12:05'34.877
10	3'26.763	25.995	25.968	29.905	4'48.631P	191,2	12:10'23.508
11	36.634	26.109	25.719	29.013	1'57.475	188,5	12:12'20.983
12	36.402	25.657	25.574	28.987	1'56.620	188,2	12:14'17.603
13	36.261	26.813	27.128	30.390	2'00.592	189,1	12:16'18.195

20° 21 B. SANCHEZ (1'56.735)							
Lap	Seg.1	Seg.2	Seg.3	Seg.4	Lap Time	km/h	Local Time
1		28.431	28.098	30.811		190,1	11:47'15.634
2	37.797	26.552	26.906	29.781	2'01.036	195,3	11:49'16.670
3	36.980	26.413	26.749	33.927	2'04.069P	192,2	11:51'20.739
4	2'15.804	26.782	26.663	29.475	3'38.724P	185,6	11:54'59.463
5	36.049	26.133	26.004	28.933	1'57.119	200,7	11:56'56.582
6	36.067	26.026	26.330	29.072	1'57.495	200,4	11:58'54.077
7	36.696	25.894	26.481	31.181	2'00.252	192,9	12:00'54.329
8	36.415	25.770	25.745	29.311	1'57.241	196,4	12:02'51.570
9	36.765	26.257	30.057	32.184	2'05.263P	189,8	12:04'56.833
10	2'45.182	26.357	26.095	29.010	4'06.644P	190,1	12:09'03.477
11	36.515	25.914	26.653	34.760	2'03.842	197,1	12:11'07.319
12	35.870	25.542	26.081	29.242	1'56.735	196,7	12:13'04.054
13	36.250	26.207	25.729	29.769	1'57.955	193,5	12:15'02.009

21° 30 D. BLIN (1'56.965)							
Lap	Seg.1	Seg.2	Seg.3	Seg.4	Lap Time	km/h	Local Time
1		28.505	28.059	30.917		189,1	11:47'19.637
2	38.531	27.256	27.260	29.992	2'03.039	183,7	11:49'22.676
3	37.438	27.109	27.134	29.615	2'01.296	191,2	11:51'23.972
4	37.982	26.587	26.980	29.237	2'00.786	181,2	11:53'24.758
5	37.454	26.374	26.834	29.288	1'59.950	183,1	11:55'24.708
6	37.231	26.130	27.009	29.638	2'00.008	185,2	11:57'24.716
7	36.662	26.105	26.724	32.894	2'02.385P	192,9	11:59'27.101
8	4'17.112	26.470	29.782	29.522	5'42.886P	181,8	12:05'09.987
9	36.484	26.107	26.872	29.141	1'58.604	189,5	12:07'08.591
10	36.688	26.419	26.839	30.236	2'00.182	185,6	12:09'08.773
11	37.321	26.112	26.547	29.307	1'59.287	184,9	12:11'08.060
12	36.428	25.734	26.332	29.287	1'57.781	191,2	12:13'05.841
13	36.372	25.828	25.944	28.821	1'56.965	191,5	12:15'02.806

22° 41 J. JÄHNIG (1'57.095)							
Lap	Seg.1	Seg.2	Seg.3	Seg.4	Lap Time	km/h	Local Time
1		28.418	28.170	31.803		194,6	11:47'18.278
2	38.513	26.624	27.442	30.906	2'03.485	192,9	11:49'21.763
3	37.346	26.426	26.742	29.963	2'00.477	195,3	11:51'22.240
4	36.899	26.007	26.557	29.859	1'59.322	194,9	11:53'21.562
5	36.741	27.074	27.049	29.542	2'00.406C	192,2	11:55'21.968
6	36.533	25.892	26.321	29.555	1'58.301	191,8	11:57'20.269
7	36.430	25.737	26.059	29.426	1'57.652	193,5	11:59'17.921
8	36.748	25.803	25.992	29.608	1'58.151	191,2	12:01'16.072
9	36.496	25.658	26.014	33.165	2'01.333P	195,7	12:03'17.405
10	3'45.667	25.927	26.273	29.273	5'07.140P	188,8	12:08'24.545
11	36.483	25.898	26.275	29.708	1'58.364	191,5	12:10'22.909
12	38.683	25.843	26.096	29.473	2'00.095	190,5	12:12'23.004
13	36.190	25.757	26.006	29.142	1'57.095	194,2	12:14'20.099
14	36.224	25.906	26.075	29.034	1'57.239	193,2	12:16'17.338

23° 78 J. FORAY (1'57.301)							
Lap	Seg.1	Seg.2	Seg.3	Seg.4	Lap Time	km/h	Local Time
1		27.636	27.573	30.865		186,9	11:47'15.879
2	37.767	27.710	26.786	30.019	2'02.282	192,5	11:49'18.161
3	36.688	26.352	26.485	29.383	1'58.908	191,8	11:51'17.069
4	36.648	26.242	26.295	29.452	1'58.637	194,9	11:53'15.706
5	36.594	26.315	26.229	29.178	1'58.316	191,2	11:55'14.022
6	36.917	26.327	26.232	29.401	1'58.877	185,9	11:57'12.899
7	36.443	25.877	26.060	28.921	1'57.301	192,5	11:59'10.200
8	36.849	26.052	26.067	32.1			



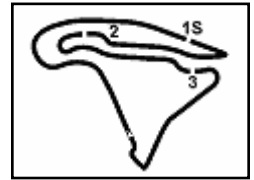
Magny-Cours 4.411 m

ACERBIS French Round, 28 - 30 September 2018

World Supersport 300 - Chronological Analysis Free Practice 1st Session

5 / 6

Lap	Seg.1	Seg.2	Seg.3	Seg.4	Lap Time	km/h	Local Time										
11	37.157	26.043	26.544	29.406	1'59.150	190,1	12:13'11.950	8	37.185	26.502	26.655	29.503	1'59.845	190,1	12:03'27.691		
12	37.085	26.325	26.269	29.457	1'59.136	190,1	12:15'11.086	9	37.243	26.878	26.552	29.999	2'00.672	190,1	12:05'28.363		
32° 13 D. IOZZO (1'59.205)																	
Lap	Seg.1	Seg.2	Seg.3	Seg.4	Lap Time	km/h	Local Time										
1		28.729	28.940	31.552		175,0	11:48'27.649	10	37.578	26.495	26.593	29.893	2'00.559	182,7	12:07'28.922		
2	39.014	27.377	27.420	30.570	2'04.381	177,6	11:50'32.030	11	37.621	26.701	26.600	29.617	2'00.539	181,5	12:09'29.461		
3	38.193	26.902	27.051	30.005	2'02.151	178,8	11:52'34.181	12	37.717	26.461	26.774	29.555	2'00.507	181,2	12:11'29.968		
4	38.313	26.629	27.056	29.794	2'01.792	179,4	11:54'35.973	13	37.575	26.440	26.496	29.815	2'00.326	183,1	12:13'30.294		
5	36.915	27.115	26.770	29.763	2'00.563	187,5	11:56'36.536	14	37.478	26.322	26.591	29.837	2'00.228	184,3	12:15'30.522		
6	37.522	26.119	26.743	29.755	2'00.139	182,1	11:58'36.675	36° 28 D. KOOPMAN (2'00.058)									
7	37.672	26.119	26.491	29.594	1'59.876	181,2	12:00'36.551	Lap	Seg.1	Seg.2	Seg.3	Seg.4	Lap Time	km/h	Local Time		
8	37.343	26.116	26.839	29.950	2'00.248	182,1	12:02'36.799	1		28.948	28.338	31.587		180,3	11:47'25.774		
9	38.290	27.644	28.424	33.349	2'07.707P	168,8	12:04'44.506	2	39.677	27.197	27.371	30.848	2'05.093	177,6	11:49'30.867		
10	1'46.546	26.939	27.205	30.251	3'10.941P	183,7	12:07'55.447	3	39.161	27.305	27.441	30.503	2'04.410	175,0	11:51'35.277		
11	36.981	26.104	26.413	29.707	1'59.205	184,3	12:09'54.652	4	38.969	27.232	27.514	30.524	2'04.239	173,1	11:53'39.516		
12	38.601	29.519	28.000	30.255	2'06.375	165,1	12:12'01.027	5	38.714	27.437	27.369	33.769	2'07.289P	177,0	11:55'46.805		
13	37.356	26.427	26.623	29.831	2'00.237	180,3	12:14'01.264	6	4'35.486	27.252	27.091	30.358	6'00.187P	179,1	12:01'46.992		
14	37.418	26.223	26.639	29.688	1'59.968	181,2	12:16'01.232	7	38.786	27.066	26.663	30.051	2'02.566	177,6	12:03'49.558		
33° 58 T. FINOCCHIARO (1'59.616)																	
Lap	Seg.1	Seg.2	Seg.3	Seg.4	Lap Time	km/h	Local Time										
1		27.573	27.583	31.263		184,9	11:47'18.101	8	38.110	26.859	26.916	31.993	2'03.878	178,8	12:05'53.436		
2	37.926	26.221	28.082	30.726	2'02.955	188,5	11:49'21.056	9	37.778	27.199	26.985	30.714	2'02.676	177,9	12:07'56.112		
3	37.619	26.367	27.323	30.275	2'01.584	185,6	11:51'22.640	10	37.582	29.604	28.057	30.631	2'05.874	186,5	12:10'01.986		
4	36.596	26.722	27.284	30.280	2'00.882	193,5	11:53'23.522	11	38.045	26.600	26.643	30.153	2'01.441	179,4	12:12'03.427		
5	36.457	26.312	26.716	30.131	1'59.616	192,2	11:55'23.138	12	37.745	26.329	26.305	29.825	2'00.204	181,5	12:14'03.631		
6	36.608	26.065	26.596	31.840	2'01.109	189,5	11:57'24.247	13	37.115	26.629	26.550	29.764	2'00.058	189,1	12:16'03.689		
7	36.928	26.546	26.766	30.426	2'00.666	189,5	11:59'24.913	37° 79 T. ALONSO (2'00.432)									
8	37.025	26.736	26.948	31.968	2'02.677	186,9	12:01'27.590	Lap	Seg.1	Seg.2	Seg.3	Seg.4	Lap Time	km/h	Local Time		
9	37.378	26.746	26.980	36.123	2'07.227P	182,1	12:03'34.817	1		28.920	32.933	32.353		183,7	11:47'18.025		
10	2'39.530	34.970	28.671	39.146	4'22.317P	168,5	12:07'57.134	2	38.883	32.060	30.484	30.976	2'12.403C	191,8	11:49'30.428		
11	37.176	26.610	26.764	29.887	2'00.437	188,8	12:09'57.571	3	38.082	27.022	27.748	30.663	2'03.515	183,7	11:51'33.943		
12	37.855	26.797	28.001	31.775	2'04.428	184,3	12:12'01.999	4	37.987	26.817	27.187	30.532	2'02.523	184,3	11:53'36.466		
13	46.780	30.171	29.401	30.626	2'16.978	163,9	12:14'18.977	5	38.128	26.914	27.227	30.256	2'02.525	183,4	11:55'38.991		
14	37.538	26.625	26.615	29.950	2'00.728	185,2	12:16'19.705	6	37.633	26.434	27.070	30.126	2'01.263	184,9	11:57'40.254		
34° 5 R. VOS (1'59.660)																	
Lap	Seg.1	Seg.2	Seg.3	Seg.4	Lap Time	km/h	Local Time										
1		29.623	28.899	30.963		189,8	11:47'14.532	7	37.926	27.096	27.118	30.531	2'02.671	187,8	11:59'42.925		
2	38.609	26.659	27.382	30.889	2'03.539	188,2	11:49'18.071	8	40.021	27.131	29.224	35.844	2'12.220P	178,2	12:01'55.145		
3	37.727	27.063	27.263	30.263	2'02.316	190,5	11:51'20.387	9	1'25.743	27.368	27.067	30.279	2'50.457P	183,1	12:04'45.602		
4	37.736	26.458	27.047	30.236	2'01.477	185,2	11:53'21.864	10	37.757	26.527	26.815	30.201	2'01.300	185,2	12:06'46.902		
5	37.379	26.617	26.757	30.829	2'01.582	192,9	11:55'23.446	11	37.925	26.568	26.675	29.982	2'01.150	186,5	12:08'48.052		
6	37.218	26.260	26.650	30.108	2'00.236	189,5	11:57'23.682	12	37.378	26.749	26.723	31.153	2'02.003	187,2	12:10'50.055		
7	37.230	26.377	26.726	30.416	2'00.749	185,6	11:59'24.431	13	37.779	26.794	27.074	30.517	2'02.164	186,2	12:12'52.219		
8	37.524	26.356	27.131	29.929	2'00.940	185,2	12:01'25.371	14	37.298	26.423	26.711	30.000	2'00.432	186,2	12:14'52.651		
9	37.482	26.432	26.979	29.714	2'00.607	185,6	12:03'25.978	15	37.338	26.320	26.631	37.119	2'07.408	186,2	12:17'00.059		
10	37.664	27.771	26.607	32.903	2'04.945P	183,4	12:05'30.923	38° 61 B. SOFUOGLU (2'01.001)									
11	1'58.265	26.545	27.818	30.081	3'22.709P	185,6	12:08'53.632	Lap	Seg.1	Seg.2	Seg.3	Seg.4	Lap Time	km/h	Local Time		
12	37.577	26.657	27.226	30.030	2'01.490	183,1	12:10'55.122	1		28.176	28.432	33.079		184,9	11:47'12.793		
13	37.535	26.500	27.247	30.012	2'01.294	184,0	12:12'56.416	2	3'34.863	32.295	34.209	39.282	5'20.649P	169,3	11:52'33.442		
14	37.305	27.397	26.944	29.622	2'01.268	184,6	12:14'57.684	3	39.075	26.833	27.009	29.288	2'02.205	181,8	11:54'35.647		
15	37.152	26.401	26.562	29.545	1'59.660	188,2	12:16'57.344	4	37.108	27.450	26.850	29.593	2'01.001	183,4	11:56'36.648		
39° 44 S. LOCHOFF (2'01.039)																	
Lap	Seg.1	Seg.2	Seg.3	Seg.4	Lap Time	km/h	Local Time										
1		29.596	29.195	31.325		184,3	11:47'14.315	5	38.636	27.367	27.581	30.822	2'04.406	182,1	11:55'36.480		
2	39.370	27.920	28.593	30.676	2'06.559	189,8	11:49'20.874	6	38.567	27.143	27.497	30.315	2'03.522	180,9	11:57'40.002		
3	38.685	28.041	27.787	30.973	2'05.486	196,4	11:51'26.360	7	38.112	26.898	27.121	30.379	2'02.510	184,3	11:59'42.512		
4	39.415	27.887	27.542	30.870	2'05.714	180,9	11:53'32.074	8	38.411	27.061	27.265	30.372	2'03.109	182,4	12:01'45.621		
5	38.636	27.367	27.581	30.822	2'04.406	182,1	11:55'36.480	9	40.294	27.183	27.049	30.196	2'04.722	177,6	12:03'50.343		
6	38.567	27.143	27.497	30.315	2'03.522	180,9	11:57'40.002	10	37.930	26.903	26.840	30.075	2'01.748	185,9	12:05'52.091		
7	38.112	26.898	27.121	30.379	2'02.510	184,3	11:59'42.512	11	38.511	27.196	27.036	31.134	2'03.877	181,5	12:07'55.968		
8	38.411	27.061	27.265	30.372	2'03.109	182,4	12:01'45.621	35° 91 G. MORA (1'59.845)									
9	40.294	27.183	27.049	30.196	2'04.722	177,6	12:03'50.343	Lap	Seg.1	Seg.2	Seg.3	Seg.4	Lap Time	km/h	Local Time		
10	37.930	26.903	26.840	30.075	2'01.748	185,9	12:05'52.091	1		28.95							



Magny-Cours 4.411 m

6 / 6

ACERBIS French Round, 28 - 30 September 2018

World Supersport 300 - Chronological Analysis Free Practice 1st Session

12	37.652	26.785	26.834	30.211	2'01.482	186,2	12:09'57.450
13	37.971	28.099	27.682	30.564	2'04.316	182,1	12:12'01.766
14	37.755	27.035	26.504	30.136	2'01.430	183,7	12:14'03.196
15	37.512	27.092	26.493	29.942	2'01.039	183,4	12:16'04.235

40° 9 S. NAUD (2'01.671)							
Lap	Seg.1	Seg.2	Seg.3	Seg.4	Lap Time	km/h	Local Time
1		30.027	29.275	32.472		166,7	11:47'30.657
2	38.581	27.363	27.973	30.905	2'04.822	173,6	11:49'35.479
3	38.392	27.225	27.458	34.443	2'07.518P	170,3	11:51'42.997
4	9'17.507	27.790	27.744	31.623	10'44.664P	175,3	12:02'27.661
5	38.537	27.200	27.105	30.946	2'03.788	175,3	12:04'31.449
6	37.954	27.120	27.485	31.409	2'03.968	175,0	12:06'35.417
7	38.386	27.155	27.095	31.054	2'03.690	168,2	12:08'39.107
8	38.341	27.165	27.003	30.297	2'02.806	175,3	12:10'41.913
9	38.519	26.926	27.339	30.861	2'03.645	175,3	12:12'45.558
10	38.360	26.807	26.863	30.346	2'02.376	173,9	12:14'47.934
11	37.794	26.635	26.882	30.360	2'01.671	172,8	12:16'49.605

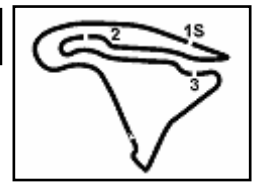
41° 70 H. GIRARDET							
Lap	Seg.1	Seg.2	Seg.3	Seg.4	Lap Time	km/h	Local Time
1							11:47'31.887
2	59.769	28.105	29.600	37.094	2'34.568P	166,9	11:50'06.455

28/09/2018 P = Pits In/Out - C = Lap Time Cancelled

These data/results cannot be reproduced, stored and/or transmitted in whole or in part by any manner of electronic, mechanical, photocopying, recording, broadcasting or otherwise now known or herein after developed without the previous express consent by the copyright owner, except for reproduction in daily press and regular printed publications on sale to the public within 60 days of the event related to those data/results and always provided that copyright symbol appears together as follows below.

© DORNA WSBK ORGANIZATION Srl 2018

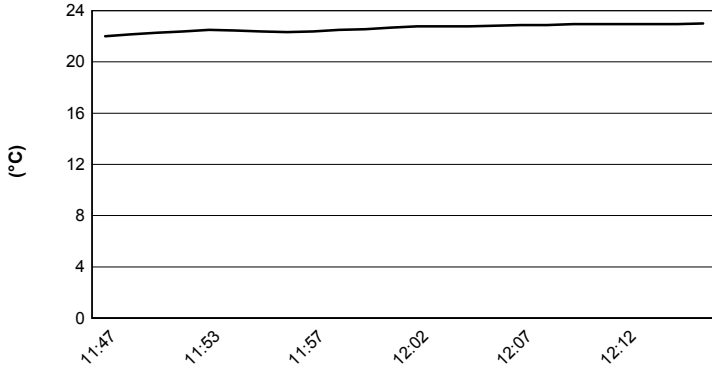




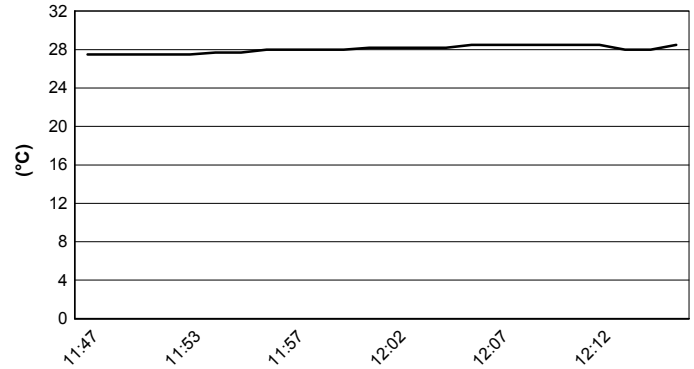
Magny-Cours 4.411 m

ACERBIS French Round, 28 - 30 September 2018
World Supersport 300 - Weather Report Free Practice 1st Session
 Session started 11:45 - Session ended 12:17

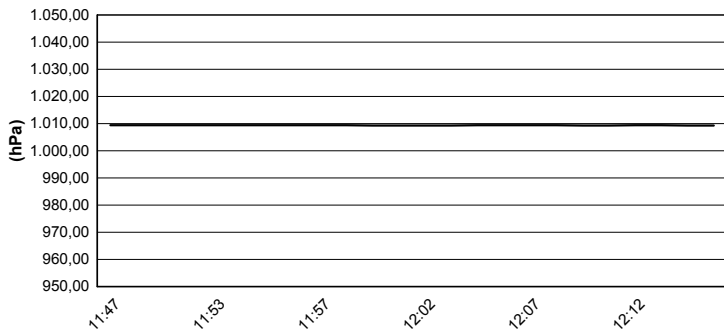
Air Temperature



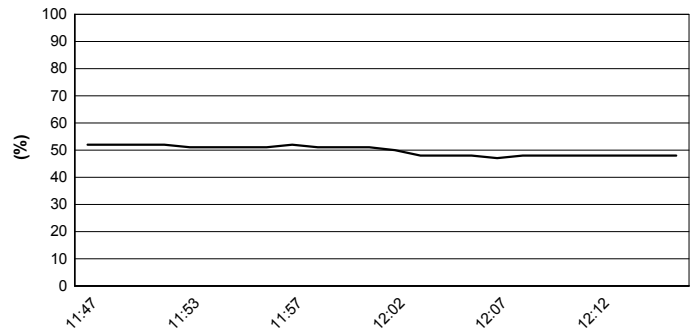
Track Temperature



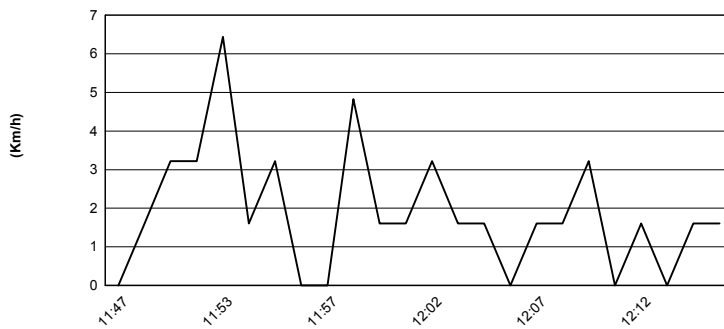
Air Pressure



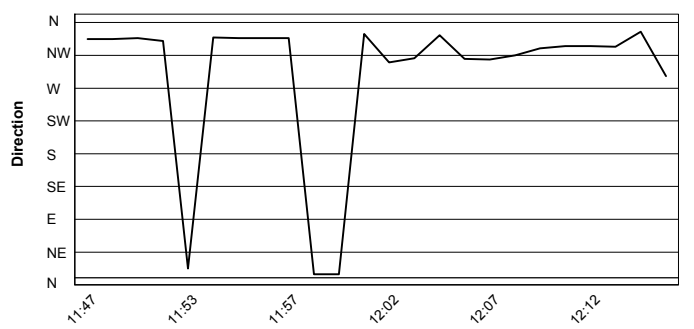
Humidity



Wind Speed



Wind Direction



28/09/2018

These data/results cannot be reproduced, stored and/or transmitted in whole or in part by any manner of electronic, mechanical, photocopying, recording, broadcasting or otherwise now known or herein after developed without the previous express consent by the copyright owner, except for reproduction in daily press and regular printed publications on sale to the public within 60 days of the event related to those data/results and always provided that copyright symbol appears together as follows below.

© DORNA WSBK ORGANIZATION Srl 2018



Official Fuel Supplier



FICR PERUGIA TIMING

Official Tyre Supplier



SWISS WATCHES SINCE 1853

Official Timekeeper