

ACERBIS French Round, 28 - 30 September 2018

World Supersport 300 - Free Practices Combined Results

No.	Rider	Nat	Team	Bike	FP1	FP2	Time	Gap	Rel.	Avg Laps
1	14 E. DE LA VEGA	FRA	GP Project Team	Kawasaki Ninja 400	1'55.419	1'54.224	1'54.224			139,022 28
2	8 M. PEREZ	ESP	Kawasaki ParkinGO Team	Kawasaki Ninja 400	1'55.510	1'54.401	1'54.401	0.177	0.177	138,806 25
3	6 R. SCHOTMAN	NED	Motoport Kawasaki	Kawasaki Ninja 400	1'54.957	1'54.952	1'54.952	0.728	0.551	138,141 24
4	95 S. DEROUÉ	NED	Motoport Kawasaki	Kawasaki Ninja 400	1'54.988	1'55.218	1'54.988	0.764	0.036	138,098 26
5	81 M. GONZALEZ	ESP	BCD Pertamina Junior Team by MS Racing	Yamaha YZF-R3	1'55.132	1'55.407	1'55.132	0.908	0.144	137,925 20
6	71 T. EDWARDS	AUS	Nutec - Benjan - Kawasaki	Kawasaki Ninja 400	1'55.275	1'55.675	1'55.275	1.051	0.143	137,754 23
7	25 A. VERDÓIA	FRA	Samurai-YART Racing	Yamaha YZF-R3	1'55.618	1'55.283	1'55.283	1.059	0.008	137,745 26
8	21 B. SANCHEZ	ESP	ETG Racing	Kawasaki Ninja 400	1'56.735	1'55.326	1'55.326	1.102	0.043	137,693 26
9	55 G. HENDRA PRATAMA	INA	BIBLION YAMAHA MOTOXRACING	Yamaha YZF-R3	1'56.515	1'55.354	1'55.354	1.130	0.028	137,660 27
10	20 D. LOUREIRO	RSA	DS Junior Team	Kawasaki Ninja 400	1'55.366	1'55.775	1'55.366	1.142	0.012	137,645 23
11	19 L. BERNARDI	ITA	Team Trasimeno	Yamaha YZF-R3	1'56.445	1'55.529	1'55.529	1.305	0.163	137,451 26
12	22 N. KALININ	UKR	GP Project Team	Kawasaki Ninja 400	1'56.517	1'55.804	1'55.804	1.580	0.275	137,125 26
13	33 D. VALLE	ESP	BCD Yamaha MS Racing	Yamaha YZF-R3	1'56.082	1'55.847	1'55.847	1.623	0.043	137,074 28
14	93 W. KHAN	NED	Nutec - Benjan - Kawasaki	Kawasaki Ninja 400	1'56.084	1'55.866	1'55.866	1.642	0.019	137,051 24
15	72 V. STEEMAN	NED	KTM Fortron Junior Team	KTM RC 390 R	1'56.032	1'55.966	1'55.966	1.742	0.100	136,933 23
16	43 L. GRUNWALD	GER	Freudenberg KTM WorldSSP Team	KTM RC 390 R	1'56.620	1'55.988	1'55.988	1.764	0.022	136,907 24
17	64 H. DE CANCELLIS	FRA	Team Toth - Yart	Yamaha YZF-R3	1'56.059	1'56.574	1'56.059	1.835	0.071	136,824 28
18	69 M. HERRERA	ESP	BCD Yamaha MS Racing	Yamaha YZF-R3	1'57.738	1'56.093	1'56.093	1.869	0.034	136,783 26
19	54 F. FULIGNI	ITA	GRT Yamaha WorldSSP300 Team	Yamaha YZF-R3	1'58.778	1'56.119	1'56.119	1.895	0.026	136,753 28
20	2 A. CARRASCO	ESP	DS Junior Team	Kawasaki Ninja 400	1'56.139	1'56.421	1'56.139	1.915	0.020	136,729 24
21	15 G. VAN STRAALLEN	NED	KTM Fortron Racing Team	KTM RC 390 R	1'56.403		1'56.403	2.179	0.264	136,419 16
22	30 D. BLIN	POL	Team Toth - Yart	Yamaha YZF-R3	1'56.965	1'56.473	1'56.473	2.249	0.070	136,337 25
23	75 M. RUCCA	ITA	Team GoEleven Kawasaki	Kawasaki Ninja 400	1'57.508	1'56.484	1'56.484	2.260	0.011	136,324 26
24	12 A. RUSMIPUTRO	INA	Pertamina Almeria BCD by MS Racing	Yamaha YZF-R3	1'56.493	1'56.663	1'56.493	2.269	0.009	136,314 30
25	41 J. JÄHNIG	GER	Freudenberg KTM Junior Team	KTM RC 390 R	1'57.095	1'56.657	1'56.657	2.433	0.164	136,122 25
26	27 F. ROVELLI	ITA	Kawasaki ParkinGO Team	Kawasaki Ninja 400	1'59.136	1'57.121	1'57.121	2.897	0.464	135,583 20
27	23 A. DUMAS	CAN	KTM Orange Brigade/JP43 Training	KTM RC 390 R	1'58.398	1'57.276	1'57.276	3.052	0.155	135,404 29
28	13 D. IOZZO	RSA	Racedays	Honda CBR500R	1'59.205	1'57.300	1'57.300	3.076	0.024	135,376 27
29	78 J. FORAY	FRA	ETG Racing	Kawasaki Ninja 400	1'57.301	1'58.755	1'57.301	3.077	0.001	135,375 28
30	58 T. FINOCCHIARO	GBR	Scuderia Maranga Racing	Honda CBR500R	1'59.616	1'57.537	1'57.537	3.313	0.236	135,103 28
31	7 N. SETTIMO	ITA	Scuderia Maranga Racing	Honda CBR500R	1'58.126	1'57.552	1'57.552	3.328	0.015	135,086 29
32	61 B. SOFUOGLU	TUR	Team Trasimeno	Yamaha YZF-R3	2'01.001	1'57.745	1'57.745	3.521	0.193	134,864 12
33	91 G. MORA	ITA	TERRA E MOTO	Yamaha YZF-R3	1'59.845	1'58.078	1'58.078	3.854	0.333	134,484 26
34	97 M. KAPPLER	GER	Freudenberg KTM WorldSSP Team	KTM RC 390 R	1'59.105	1'58.123	1'58.123	3.899	0.045	134,433 24
35	5 R. VOS	NED	KTM Fortron Racing Team	KTM RC 390 R	1'59.660	1'58.224	1'58.224	4.000	0.101	134,318 28
36	99 P. GRASSIA	ITA	BIBLION YAMAHA MOTOXRACING	Yamaha YZF-R3	1'58.229	1'58.262	1'58.229	4.005	0.005	134,312 20
37	44 S. LOCHOFF	RSA	Samurai Racing	Yamaha YZF-R3	2'01.039	1'58.425	1'58.425	4.201	0.196	134,090 28
38	28 D. KOOPMAN	NED	GRT Yamaha WorldSSP300 Team	Yamaha YZF-R3	2'00.058	1'59.080	1'59.080	4.856	0.655	133,352 26
39	79 T. ALONSO	POR	Samurai Racing	Yamaha YZF-R3	2'00.432	1'59.096	1'59.096	4.872	0.016	133,334 28
40	9 S. NAUD	FRA	Moto Team	Kawasaki Ninja 400	2'01.671	1'59.933	1'59.933	5.709	0.837	132,404 24
41	70 H. GIRARDET	FRA	Team B2G	Kawasaki Ninja 400		2'00.884	2'00.884	6.660	0.951	131,362 15

28/09/2018

These data/results cannot be reproduced, stored and/or transmitted in whole or in part by any manner of electronic, mechanical, photocopying, recording, broadcasting or otherwise now known or herein after developed without the previous express consent by the copyright owner, except for reproduction in daily press and regular printed publications on sale to the public within 60 days of the event related to those data/results and always provided that copyright symbol appears together as follows below.

© DORNA WSBK ORGANIZATION Srl 2018



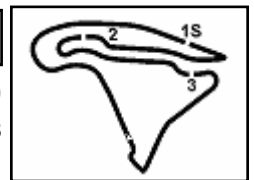
Official Fuel Supplier



Official Tyre Supplier



Official Timekeeper



ACERBIS French Round, 28 - 30 September 2018

World Supersport 300 - Results Free Practice 2nd Session

Magny-Cours 4.411 m
1 / 2

No.	Rider	Nat	Team	Bike	Time	Gap	Rel.	Laps	Speed	
									Avg	Max
1	14 E. DE LA VEGA	FRA	GP Project Team	Kawasaki Ninja 400	1'54.224			14	139,022	203,4
2	8 M. PEREZ	ESP	Kawasaki ParkinGO Team	Kawasaki Ninja 400	1'54.401	0.177	0.177	12	138,806	203,0
3	6 R. SCHOTMAN	NED	Motoport Kawasaki	Kawasaki Ninja 400	1'54.952	0.728	0.551	12	138,141	206,1
4	95 S. DEROUE	NED	Motoport Kawasaki	Kawasaki Ninja 400	1'55.218	0.994	0.266	12	137,822	207,3
5	25 A. VERDOIA	FRA	Samurai-YART Racing	Yamaha YZF-R3	1'55.283	1.059	0.065	14	137,745	197,8
6	21 B. SANCHEZ	ESP	ETG Racing	Kawasaki Ninja 400	1'55.326	1.102	0.043	14	137,693	202,6
7	55 G. HENDRA PRATAMA	INA	BIBLION YAMAHA MOTOXRACING	Yamaha YZF-R3	1'55.354	1.130	0.028	14	137,660	201,1
8	81 M. GONZALEZ	ESP	BCD Pertamina Junior Team by MS Racing	Yamaha YZF-R3	1'55.407	1.183	0.053	6	137,597	200,7
9	19 L. BERNARDI	ITA	Team Trasimeno	Yamaha YZF-R3	1'55.529	1.305	0.122	13	137,451	196,4
10	71 T. EDWARDS	AUS	Nutec - Benjan - Kawasaki	Kawasaki Ninja 400	1'55.675	1.451	0.146	12	137,278	202,6
11	20 D. LOUREIRO	RSA	DS Junior Team	Kawasaki Ninja 400	1'55.775	1.551	0.100	10	137,159	198,2
12	22 N. KALININ	UKR	GP Project Team	Kawasaki Ninja 400	1'55.804	1.580	0.029	13	137,125	202,6
13	33 D. VALLE	ESP	BCD Yamaha MS Racing	Yamaha YZF-R3	1'55.847	1.623	0.043	14	137,074	201,9
14	93 W. KHAN	NED	Nutec - Benjan - Kawasaki	Kawasaki Ninja 400	1'55.866	1.642	0.019	12	137,051	203,0
15	72 V. STEEMAN	NED	KTM Fortron Junior Team	KTM RC 390 R	1'55.966	1.742	0.100	12	136,933	198,9
16	43 L. GRUNWALD	GER	Freudenberg KTM WorldSSP Team	KTM RC 390 R	1'55.988	1.764	0.022	12	136,907	197,8
17	69 M. HERRERA	ESP	BCD Yamaha MS Racing	Yamaha YZF-R3	1'56.093	1.869	0.105	15	136,783	202,2
18	54 F. FULIGNI	ITA	GRT Yamaha WorldSSP300 Team	Yamaha YZF-R3	1'56.119	1.895	0.026	14	136,753	197,8
19	2 A. CARRASCO	ESP	DS Junior Team	Kawasaki Ninja 400	1'56.421	2.197	0.302	11	136,398	202,2
20	30 D. BLIN	POL	Team Toth - Yart	Yamaha YZF-R3	1'56.473	2.249	0.052	13	136,337	200,4
21	75 M. ROCCA	ITA	Team GoEleven Kawasaki	Kawasaki Ninja 400	1'56.484	2.260	0.011	15	136,324	193,2
22	64 H. DE CANCELLIS	FRA	Team Toth - Yart	Yamaha YZF-R3	1'56.574	2.350	0.090	14	136,219	200,4
23	41 J. JÄHNIG	GER	Freudenberg KTM Junior Team	KTM RC 390 R	1'56.657	2.433	0.083	12	136,122	199,6
24	12 A. RUSMIPUTRO	INA	Pertamina Almeria BCD by MS Racing	Yamaha YZF-R3	1'56.663	2.439	0.006	16	136,115	199,6
25	27 F. ROVELLI	ITA	Kawasaki ParkinGO Team	Kawasaki Ninja 400	1'57.121	2.897	0.458	9	135,583	200,7
26	23 A. DUMAS	CAN	KTM Orange Brigade/JP43 Training	KTM RC 390 R	1'57.276	3.052	0.155	15	135,404	197,1
27	13 D. IOZZO	RSA	Racedays	Honda CBR500R	1'57.300	3.076	0.024	14	135,376	198,9
28	58 T. FINOCCHIARO	GBR	Scuderia Maranga Racing	Honda CBR500R	1'57.537	3.313	0.237	15	135,103	196,4
29	7 N. SETTIMO	ITA	Scuderia Maranga Racing	Honda CBR500R	1'57.552	3.328	0.015	15	135,086	196,0
30	61 B. SOFUOGLU	TUR	Team Trasimeno	Yamaha YZF-R3	1'57.745	3.521	0.193	7	134,864	196,0
31	91 G. MORA	ITA	TERRA E MOTO	Yamaha YZF-R3	1'58.078	3.854	0.333	13	134,484	198,2
32	97 M. KAPPLER	GER	Freudenberg KTM WorldSSP Team	KTM RC 390 R	1'58.123	3.899	0.045	12	134,433	197,4
33	5 R. VOS	NED	KTM Fortron Racing Team	KTM RC 390 R	1'58.224	4.000	0.101	14	134,318	198,5
34	99 P. GRASSIA	ITA	BIBLION YAMAHA MOTOXRACING	Yamaha YZF-R3	1'58.262	4.038	0.038	13	134,275	196,4
35	44 S. LOCHOFF	RSA	Samurai Racing	Yamaha YZF-R3	1'58.425	4.201	0.163	14	134,090	196,4
36	78 J. FORAY	FRA	ETG Racing	Kawasaki Ninja 400	1'58.755	4.531	0.330	14	133,717	200,4
37	28 D. KOOPMAN	NED	GRT Yamaha WorldSSP300 Team	Yamaha YZF-R3	1'59.080	4.856	0.325	14	133,352	195,3
38	79 T. ALONSO	POR	Samurai Racing	Yamaha YZF-R3	1'59.096	4.872	0.016	14	133,334	196,0
39	9 S. NAUD	FRA	Moto Team	Kawasaki Ninja 400	1'59.933	5.709	0.837	14	132,404	191,8
40	70 H. GIRARDET	FRA	Team B2G	Kawasaki Ninja 400	2'00.884	6.660	0.951	14	131,362	177,3
----- Out 107% in this Session -----										
41	15 G. VAN STRAALEN	NED	KTM Fortron Racing Team	KTM RC 390 R				3		191,8

Qualifying Lap Time (107% of 1'54.224): 2'02.221

AIR	Humidity:	45%	Temp:	23°C
TRACK	Condition:	Dry	Temp:	30°C

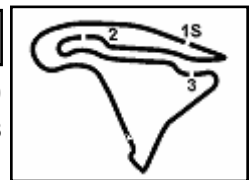
Records	Pole (SP2)	2017 A.Muel	2'16.866	116,020	Km/h
	Race (RC)	2017 D.Valle	1'56.992	135,730	Km/h
	Circuit (FP1)	2018 R.Schotman	1'54.957	138,140	Km/h

Start 28/09/2018 17:00 End 17:32 The results are provisional until the end of the time limit for protests and appeals and the completion of the technical checks.

These data/results cannot be reproduced, stored and/or transmitted in whole or in part by any manner of electronic, mechanical, photocopying, recording, broadcasting or otherwise now known or herein after developed without the previous express consent by the copyright owner, except for reproduction in daily press and regular printed publications on sale to the public within 60 days of the event related to those data/results and always provided that copyright symbol appears together as follows below.

© DORNA WSBK ORGANIZATION Srl 2018





ACERBIS French Round, 28 - 30 September 2018

World Supersport 300 - Results Free Practice 2nd Session

Session Highlights

Local Time	No. Rider	Description
17.00.00		Start
17.03.43	54 F. FULIGNI	Current Lap Cancelled - Exceeded Track Limits - Turn 11
17.08.58	72 V. STEEMAN	Lap Cancelled (1'57.125) - Exceeded Track Limits - Turn 16
17.09.03	81 M. GONZALEZ	Current Lap Cancelled - Exceeded Track Limits - Turn 6
17.09.16	44 S. LOCHOFF	Current Lap Cancelled - Exceeded Track Limits - Turn 6
17.11.13	75 M. ROCCA	Lap Cancelled (1'58.589) - Exceeded Track Limits - Turn 16
17.11.18	14 E. DE LA VEGA	Lap Cancelled (1'56.858) - Exceeded Track Limits - Turn 16
17.12.10	27 F. ROVELLI	Crashed - Turn 15
17.13.04	81 M. GONZALEZ	Crashed - Turn 5
17.13.29	23 A. DUMAS	Current Lap Cancelled - Exceeded Track Limits - Turn 11
17.14.03	61 B. SOFUOGLU	Crashed - Turn 13
17.14.16	61 B. SOFUOGLU	Re-joined
17.15.38	55 G. HENDRA PRATAMA	Current Lap Cancelled - Exceeded Track Limits - Turn 11
17.17.08	12 A. RUSMIPUTRO	Current Lap Cancelled - Exceeded Track Limits - Turn 6
17.17.08	81 M. GONZALEZ	Medical Centre
17.18.14	19 L. BERNARDI	Crashed - Turn 15
17.18.24	19 L. BERNARDI	Re-joined
17.19.26	2 A. CARRASCO	Current Lap Cancelled - Exceeded Track Limits - Turn 11
17.19.36	21 B. SANCHEZ	Current Lap Cancelled - Exceeded Track Limits - Turn 11
17.20.09	21 B. SANCHEZ	On the Gravel - Re-Joined - Turn 8
17.21.10	21 B. SANCHEZ	Current Lap Cancelled - Exceeded Track Limits - Turn 6
17.23.25	27 F. ROVELLI	Current Lap Cancelled - Exceeded Track Limits - Turn 11
17.26.44	15 G. VAN STRAALEN	Lap Cancelled (3'08.910) - Exceeded Track Limits - Turn 17
17.26.49	95 S. DEROUE	On the Gravel - Re-Joined - Turn 13
17.30.12	97 M. KAPPLER	Current Lap Cancelled - Exceeded Track Limits - Turn 11
17.30.20	95 S. DEROUE	Crashed - Turn 8
17.32.17		End Of Session

Fastest Laps Sequence

No.	Rider	Nat	Team	Bike	Local Time	Time	Gap	Avg
5	R. VOS	NED	KTM Fortron Racing Team	KTM RC 390 R	17:04'05.812	2'00.177		132,135
20	D. LOUREIRO	RSA	DS Junior Team	Kawasaki Ninja 400	17:04'06.003	1'58.070	-2.107	134,493
14	E. DE LA VEGA	FRA	GP Project Team	Kawasaki Ninja 400	17:04'07.695	1'57.846	-0.224	134,749
8	M. PEREZ	ESP	Kawasaki ParkinGO Team	Kawasaki Ninja 400	17:04'07.823	1'57.013	-0.833	135,708
81	M. GONZALEZ	ESP	BCD Pertamina Junior Team by MS Racing	Yamaha YZF-R3	17:04'12.226	1'56.960	-0.053	135,769
25	A. VERDOÑA	FRA	Samurai-YART Racing	Yamaha YZF-R3	17:04'14.370	1'56.949	-0.011	135,782
6	R. SCHOTMAN	NED	Motoport Kawasaki	Kawasaki Ninja 400	17:04'19.733	1'56.382	-0.567	136,444
14	E. DE LA VEGA	FRA	GP Project Team	Kawasaki Ninja 400	17:06'03.963	1'56.268	-0.114	136,578
55	G. HENDRA PRATAMA	INA	BIBLION YAMAHA MOTOXRACING	Yamaha YZF-R3	17:06'13.344	1'55.954	-0.314	136,947
95	S. DEROUE	NED	Motoport Kawasaki	Kawasaki Ninja 400	17:08'03.768	1'55.705	-0.249	137,242
95	S. DEROUE	NED	Motoport Kawasaki	Kawasaki Ninja 400	17:09'59.281	1'55.513	-0.192	137,470
6	R. SCHOTMAN	NED	Motoport Kawasaki	Kawasaki Ninja 400	17:10'07.927	1'55.408	-0.105	137,595
81	M. GONZALEZ	ESP	BCD Pertamina Junior Team by MS Racing	Yamaha YZF-R3	17:11'57.917	1'55.407	-0.001	137,597
95	S. DEROUE	NED	Motoport Kawasaki	Kawasaki Ninja 400	17:20'40.355	1'55.218	-0.189	137,822
8	M. PEREZ	ESP	Kawasaki ParkinGO Team	Kawasaki Ninja 400	17:23'59.638	1'54.667	-0.551	138,484
14	E. DE LA VEGA	FRA	GP Project Team	Kawasaki Ninja 400	17:27'44.537	1'54.224	-0.443	139,022

Start 17:00 End 17:32 The results are provisional until the end of the time limit for protests and appeals and the completion of the technical checks.

These data/results cannot be reproduced, stored and/or transmitted in whole or in part by any manner of electronic, mechanical, photocopying, recording, broadcasting or otherwise now known or herein after developed without the previous express consent by the copyright owner, except for reproduction in daily press and regular printed publications on sale to the public within 60 days of the event related to those data/results and always provided that copyright symbol appears together as follows below.

© DORNA WSBK ORGANIZATION Srl 2018



Official Fuel Supplier



PIRELLI

Official Tyre Supplier



Official Timekeeper

ACERBIS French Round, 28 - 30 September 2018

World Supersport 300 - Best Sectors & Speed Free Practice 2nd Session

Magny-Cours 4.411 m

1 / 2

BEST LAP

1	14 E. DE LA VEGA	Kawasaki Ninja 400	1'54.224
2	8 M. PEREZ	Kawasaki Ninja 400	1'54.401
3	6 R. SCHOTMAN	Kawasaki Ninja 400	1'54.952
4	95 S. DEROUE	Kawasaki Ninja 400	1'55.218
5	25 A. VERDOIA	Yamaha YZF-R3	1'55.283
6	21 B. SANCHEZ	Kawasaki Ninja 400	1'55.326
7	55 G. HENDRA PRATAMA	Yamaha YZF-R3	1'55.354
8	81 M. GONZALEZ	Yamaha YZF-R3	1'55.407
9	19 L. BERNARDI	Yamaha YZF-R3	1'55.529
10	71 T. EDWARDS	Kawasaki Ninja 400	1'55.675
11	20 D. LOUREIRO	Kawasaki Ninja 400	1'55.775
12	22 N. KALININ	Kawasaki Ninja 400	1'55.804
13	33 D. VALLE	Yamaha YZF-R3	1'55.847
14	93 W. KHAN	Kawasaki Ninja 400	1'55.866
15	72 V. STEEMAN	KTM RC 390 R	1'55.966
16	43 L. GRUNWALD	KTM RC 390 R	1'55.988
17	69 M. HERRERA	Yamaha YZF-R3	1'56.093
18	54 F. FULIGNI	Yamaha YZF-R3	1'56.119
19	2 A. CARRASCO	Kawasaki Ninja 400	1'56.421
20	30 D. BLIN	Yamaha YZF-R3	1'56.473
21	75 M. ROCCA	Kawasaki Ninja 400	1'56.484
22	64 H. DE CANCELLIS	Yamaha YZF-R3	1'56.574
23	41 J. JÄHNIG	KTM RC 390 R	1'56.657
24	12 A. RUSMIPUTRO	Yamaha YZF-R3	1'56.663
25	27 F. ROVELLI	Kawasaki Ninja 400	1'57.121
26	23 A. DUMAS	KTM RC 390 R	1'57.276
27	13 D. IOZZO	Honda CBR500R	1'57.300
28	58 T. FINOCCHIARO	Honda CBR500R	1'57.537
29	7 N. SETTIMO	Honda CBR500R	1'57.552
30	61 B. SOFUOGLU	Yamaha YZF-R3	1'57.745
31	91 G. MORA	Yamaha YZF-R3	1'58.078
32	97 M. KAPPLER	KTM RC 390 R	1'58.123
33	5 R. VOS	KTM RC 390 R	1'58.224
34	99 P. GRASSIA	Yamaha YZF-R3	1'58.262
35	44 S. LOCHOFF	Yamaha YZF-R3	1'58.425
36	78 J. FORAY	Kawasaki Ninja 400	1'58.755
37	28 D. KOOPMAN	Yamaha YZF-R3	1'59.080
38	79 T. ALONSO	Yamaha YZF-R3	1'59.096
39	9 S. NAUD	Kawasaki Ninja 400	1'59.933
40	70 H. GIRARDET	Kawasaki Ninja 400	2'00.884
41	15 G. VAN STRAALEN	KTM RC 390 R	

SPEED

1	95 S. DEROUE	Kawasaki Ninja 400	207,3
2	6 R. SCHOTMAN	Kawasaki Ninja 400	206,1
3	14 E. DE LA VEGA	Kawasaki Ninja 400	203,4
4	8 M. PEREZ	Kawasaki Ninja 400	203,0
5	93 W. KHAN	Kawasaki Ninja 400	203,0
6	22 N. KALININ	Kawasaki Ninja 400	202,6
7	71 T. EDWARDS	Kawasaki Ninja 400	202,6
8	21 B. SANCHEZ	Kawasaki Ninja 400	202,6
9	69 M. HERRERA	Yamaha YZF-R3	202,2
10	2 A. CARRASCO	Kawasaki Ninja 400	202,2
11	33 D. VALLE	Yamaha YZF-R3	201,9
12	55 G. HENDRA PRATAMA	Yamaha YZF-R3	201,1
13	81 M. GONZALEZ	Yamaha YZF-R3	200,7
14	27 F. ROVELLI	Kawasaki Ninja 400	200,7
15	78 J. FORAY	Kawasaki Ninja 400	200,4
16	30 D. BLIN	Yamaha YZF-R3	200,4
17	64 H. DE CANCELLIS	Yamaha YZF-R3	200,4
18	41 J. JÄHNIG	KTM RC 390 R	199,6
19	12 A. RUSMIPUTRO	Yamaha YZF-R3	199,6
20	13 D. IOZZO	Honda CBR500R	198,9
21	72 V. STEEMAN	KTM RC 390 R	198,9
22	5 R. VOS	KTM RC 390 R	198,5
23	20 D. LOUREIRO	Kawasaki Ninja 400	198,2
24	91 G. MORA	Yamaha YZF-R3	198,2
25	43 L. GRUNWALD	KTM RC 390 R	197,8
26	25 A. VERDOIA	Yamaha YZF-R3	197,8
27	54 F. FULIGNI	Yamaha YZF-R3	197,8
28	97 M. KAPPLER	KTM RC 390 R	197,4
29	23 A. DUMAS	KTM RC 390 R	197,1
30	44 S. LOCHOFF	Yamaha YZF-R3	196,4
31	99 P. GRASSIA	Yamaha YZF-R3	196,4
32	19 L. BERNARDI	Yamaha YZF-R3	196,4
33	58 T. FINOCCHIARO	Honda CBR500R	196,4
34	79 T. ALONSO	Yamaha YZF-R3	196,0
35	61 B. SOFUOGLU	Yamaha YZF-R3	196,0
36	7 N. SETTIMO	Honda CBR500R	196,0
37	28 D. KOOPMAN	Yamaha YZF-R3	195,3
38	75 M. ROCCA	Kawasaki Ninja 400	193,2
39	15 G. VAN STRAALEN	KTM RC 390 R	191,8
40	9 S. NAUD	Kawasaki Ninja 400	191,8
41	70 H. GIRARDET	Kawasaki Ninja 400	177,3

28/09/2018

These data/results cannot be reproduced, stored and/or transmitted in whole or in part by any manner of electronic, mechanical, photocopying, recording, broadcasting or otherwise now known or herein after developed without the previous express consent by the copyright owner, except for reproduction in daily press and regular printed publications on sale to the public within 60 days of the event related to those data/results and always provided that copyright symbol appears together as follows below.

© DORNA WSBK ORGANIZATION Srl 2018



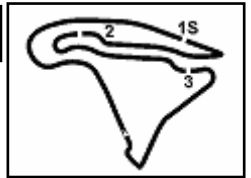
Official Fuel Supplier



Official Tyre Supplier



Official Timekeeper



ACERBIS French Round, 28 - 30 September 2018
World Supersport 300 - Best Sectors & Speed Free Practice 2nd Session

Magny-Cours 4.411 m

2 / 2

SEG. 1			SEG. 2			SEG. 3			SEG. 4						
1	14	E. DE LA VEGA	35.192	1	6	R. SCHOTMAN	25.237	1	8	M. PEREZ	25.217	1	14	E. DE LA VEGA	28.282
2	6	R. SCHOTMAN	35.220	2	25	A. VERDOÍA	25.262	2	95	S. DEROUE	25.222	2	8	M. PEREZ	28.420
3	21	B. SANCHEZ	35.395	3	8	M. PEREZ	25.291	3	43	L. GRUNWALD	25.328	3	25	A. VERDOÍA	28.490
4	8	M. PEREZ	35.410	4	95	S. DEROUE	25.332	4	25	A. VERDOÍA	25.337	4	6	R. SCHOTMAN	28.512
5	55	G. HENDRA PRATAMA	35.581	5	14	E. DE LA VEGA	25.332	5	14	E. DE LA VEGA	25.362	5	95	S. DEROUE	28.538
6	72	V. STEEMAN	35.603	6	20	D. LOUREIRO	25.334	6	69	M. HERRERA	25.366	6	19	L. BERNARDI	28.601
7	33	D. VALLE	35.625	7	33	D. VALLE	25.341	7	81	M. GONZALEZ	25.378	7	22	N. KALININ	28.605
8	95	S. DEROUE	35.654	8	81	M. GONZALEZ	25.372	8	55	G. HENDRA PRATAMA	25.388	8	30	D. BLIN	28.617
9	81	M. GONZALEZ	35.686	9	71	T. EDWARDS	25.374	9	72	V. STEEMAN	25.394	9	71	T. EDWARDS	28.661
10	22	N. KALININ	35.686	10	55	G. HENDRA PRATAMA	25.378	10	33	D. VALLE	25.418	10	12	A. RUSMIPUTRO	28.662
11	69	M. HERRERA	35.737	11	93	W. KHAN	25.438	11	19	L. BERNARDI	25.426	11	21	B. SANCHEZ	28.680
12	93	W. KHAN	35.738	12	22	N. KALININ	25.458	12	71	T. EDWARDS	25.441	12	55	G. HENDRA PRATAMA	28.706
13	54	F. FULIGNI	35.747	13	21	B. SANCHEZ	25.484	13	21	B. SANCHEZ	25.456	13	64	H. DE CANCELLIS	28.706
14	19	L. BERNARDI	35.757	14	19	L. BERNARDI	25.511	14	93	W. KHAN	25.466	14	93	W. KHAN	28.721
15	2	A. CARRASCO	35.765	15	43	L. GRUNWALD	25.528	15	20	D. LOUREIRO	25.467	15	81	M. GONZALEZ	28.764
16	43	L. GRUNWALD	35.784	16	12	A. RUSMIPUTRO	25.584	16	6	R. SCHOTMAN	25.469	16	69	M. HERRERA	28.767
17	41	J. JÄHNIG	35.791	17	41	J. JÄHNIG	25.619	17	12	A. RUSMIPUTRO	25.522	17	20	D. LOUREIRO	28.771
18	71	T. EDWARDS	35.802	18	69	M. HERRERA	25.621	18	41	J. JÄHNIG	25.558	18	33	D. VALLE	28.785
19	64	H. DE CANCELLIS	35.827	19	27	F. ROVELLI	25.630	19	64	H. DE CANCELLIS	25.578	19	43	L. GRUNWALD	28.826
20	25	A. VERDOÍA	35.852	20	75	M. ROCCA	25.700	20	54	F. FULIGNI	25.583	20	75	M. ROCCA	28.916
21	12	A. RUSMIPUTRO	35.927	21	54	F. FULIGNI	25.713	21	2	A. CARRASCO	25.602	21	54	F. FULIGNI	28.923
22	20	D. LOUREIRO	35.951	22	13	D. IOZZO	25.715	22	75	M. ROCCA	25.639	22	72	V. STEEMAN	28.938
23	27	F. ROVELLI	36.017	23	2	A. CARRASCO	25.737	23	22	N. KALININ	25.644	23	13	D. IOZZO	29.005
24	30	D. BLIN	36.108	24	30	D. BLIN	25.749	24	99	P. GRASSIA	25.684	24	7	N. SETTIMO	29.039
25	75	M. ROCCA	36.135	25	72	V. STEEMAN	25.772	25	13	D. IOZZO	25.703	25	61	B. SOFUOGLU	29.042
26	23	A. DUMAS	36.171	26	58	T. FINOCCHIARO	25.773	26	23	A. DUMAS	25.725	26	27	F. ROVELLI	29.070
27	58	T. FINOCCHIARO	36.300	27	7	N. SETTIMO	25.790	27	44	S. LOCHOFF	25.725	27	2	A. CARRASCO	29.110
28	13	D. IOZZO	36.304	28	64	H. DE CANCELLIS	25.842	28	30	D. BLIN	25.739	28	23	A. DUMAS	29.270
29	61	B. SOFUOGLU	36.328	29	61	B. SOFUOGLU	25.893	29	91	G. MORA	25.835	29	41	J. JÄHNIG	29.271
30	28	D. KOOPMAN	36.370	30	23	A. DUMAS	25.901	30	58	T. FINOCCHIARO	25.857	30	78	J. FORAY	29.297
31	7	N. SETTIMO	36.375	31	91	G. MORA	25.909	31	27	F. ROVELLI	25.858	31	91	G. MORA	29.306
32	78	J. FORAY	36.398	32	97	M. KAPPLER	25.968	32	61	B. SOFUOGLU	25.882	32	99	P. GRASSIA	29.344
33	5	R. VOS	36.450	33	5	R. VOS	26.015	33	5	R. VOS	25.954	33	58	T. FINOCCHIARO	29.390
34	99	P. GRASSIA	36.453	34	99	P. GRASSIA	26.042	34	79	T. ALONSO	25.965	34	44	S. LOCHOFF	29.538
35	97	M. KAPPLER	36.467	35	79	T. ALONSO	26.142	35	7	N. SETTIMO	25.999	35	28	D. KOOPMAN	29.594
36	44	S. LOCHOFF	36.500	36	78	J. FORAY	26.150	36	97	M. KAPPLER	26.050	36	97	M. KAPPLER	29.607
37	91	G. MORA	36.505	37	44	S. LOCHOFF	26.193	37	28	D. KOOPMAN	26.070	37	79	T. ALONSO	29.640
38	9	S. NAUD	36.860	38	9	S. NAUD	26.309	38	78	J. FORAY	26.085	38	5	R. VOS	29.736
39	79	T. ALONSO	36.870	39	28	D. KOOPMAN	26.446	39	70	H. GIRARDET	26.346	39	70	H. GIRARDET	29.902
40	15	G. VAN STRAALLEN	37.215	40	15	G. VAN STRAALLEN	26.480	40	15	G. VAN STRAALLEN	26.364	40	9	S. NAUD	29.960
41	70	H. GIRARDET	37.949	41	70	H. GIRARDET	26.529	41	9	S. NAUD	26.654	41	15	G. VAN STRAALLEN	30.439

28/09/2018

These data/results cannot be reproduced, stored and/or transmitted in whole or in part by any manner of electronic, mechanical, photocopying, recording, broadcasting or otherwise now known or herein after developed without the previous express consent by the copyright owner, except for reproduction in daily press and regular printed publications on sale to the public within 60 days of the event related to those data/results and always provided that copyright symbol appears together as follows below.

© DORNA WSBK ORGANIZATION Srl 2018



Official Fuel Supplier

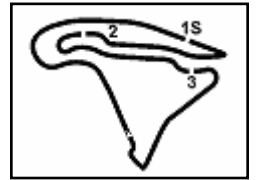


FICR PERUGIA TIMING

Official Tyre Supplier



Official Timekeeper



ACERBIS French Round, 28 - 30 September 2018

World Supersport 300 - Ideal Times Free Practice 2nd Session

Magny-Cours 4.411 m
1 / 2

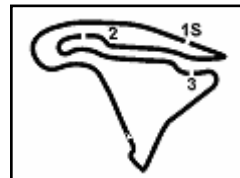
No.	Rider	Nat	Bike	Seg. 1 Diff. 1	Seg. 2 Diff. 2	Seg. 3 Diff. 3	Seg. 4 Diff. 4	Ideal Time Best Lap	Pos.	Diff.
1	14 E. DE LA VEGA	FRA	Kawasaki Ninja 400	35.192	25.332 0.056	25.362	28.282	1'54.168 1'54.224	2	0.056
2	8 M. PEREZ	ESP	Kawasaki Ninja 400	35.410	25.291 0.063	25.217	28.420	1'54.338 1'54.401	3	0.063
3	6 R. SCHOTMAN	NED	Kawasaki Ninja 400	35.220	25.237 0.204	25.469 0.088	28.512 0.222	1'54.438 1'54.952	4	0.514
4	95 S. DEROUE	NED	Kawasaki Ninja 400	35.654 0.375	25.332	25.222 0.097	28.538	1'54.746 1'55.218	5	0.472
5	25 A. VERDOÑA	FRA	Yamaha YZF-R3	35.852 0.247	25.262	25.337 0.095	28.490	1'54.941 1'55.283	6	0.342
6	21 B. SANCHEZ	ESP	Kawasaki Ninja 400	35.395 0.293	25.484	25.456 0.018	28.680	1'55.015 1'55.326	7	0.311
7	55 G. HENDRA PRATAMA	INA	Yamaha YZF-R3	35.581 0.289	25.378	25.388	28.706 0.012	1'55.053 1'55.354	8	0.301
8	33 D. VALLE	ESP	Yamaha YZF-R3	35.625 0.072	25.341 0.432	25.418 0.121	28.785 0.053	1'55.169 1'55.847	14	0.678
9	81 M. GONZALEZ	ESP	Yamaha YZF-R3	35.686 0.140	25.372 0.067	25.378	28.764	1'55.200 1'55.407	9	0.207
10	71 T. EDWARDS	AUS	Kawasaki Ninja 400	35.802	25.374 0.166	25.441 0.231	28.661	1'55.278 1'55.675	11	0.397
11	19 L. BERNARDI	ITA	Yamaha YZF-R3	35.757 0.177	25.511 0.057	25.426	28.601	1'55.295 1'55.529	10	0.234
12	93 W. KHAN	NED	Kawasaki Ninja 400	35.738 0.144	25.438	25.466 0.230	28.721 0.129	1'55.363 1'55.866	15	0.503
13	22 N. KALININ	UKR	Kawasaki Ninja 400	35.686	25.458 0.171	25.644 0.214	28.605 0.026	1'55.393 1'55.804	13	0.411
14	43 L. GRUNWALD	GER	KTM RC 390 R	35.784 0.023	25.528 0.207	25.328 0.166	28.826 0.126	1'55.466 1'55.988	17	0.522
15	69 M. HERRERA	ESP	Yamaha YZF-R3	35.737 0.069	25.621 0.219	25.366 0.244	28.767 0.070	1'55.491 1'56.093	18	0.602
16	20 D. LOUREIRO	RSA	Kawasaki Ninja 400	35.951	25.334 0.162	25.467 0.027	28.771 0.063	1'55.523 1'55.775	12	0.252
17	12 A. RUSMIPUTRO	INA	Yamaha YZF-R3	35.927 0.085	25.584 0.074	25.522 0.426	28.662 0.383	1'55.695 1'56.663	25	0.968
18	72 V. STEEMAN	NED	KTM RC 390 R	35.603	25.772 0.080	25.394 0.026	28.938 0.153	1'55.707 1'55.966	16	0.259
19	64 H. DE CANCELLIS	FRA	Yamaha YZF-R3	35.827 0.079	25.842 0.162	25.578 0.200	28.706 0.180	1'55.953 1'56.574	23	0.621
20	54 F. FULIGNI	ITA	Yamaha YZF-R3	35.747	25.713	25.583 0.073	28.923 0.080	1'55.966 1'56.119	19	0.153
21	30 D. BLIN	POL	Yamaha YZF-R3	36.108 0.150	25.749 0.110	25.739	28.617	1'56.213 1'56.473	21	0.260
22	2 A. CARRASCO	ESP	Kawasaki Ninja 400	35.765 0.207	25.737	25.602	29.110	1'56.214 1'56.421	20	0.207
23	41 J. JÄHNIG	GER	KTM RC 390 R	35.791 0.095	25.619	25.558 0.061	29.271 0.262	1'56.239 1'56.657	24	0.418
24	75 M. ROCCA	ITA	Kawasaki Ninja 400	36.135	25.700 0.008	25.639 0.086	28.916	1'56.390 1'56.484	22	0.094
25	27 F. ROVELLI	ITA	Kawasaki Ninja 400	36.017 0.244	25.630	25.858	29.070 0.302	1'56.575 1'57.121	26	0.546
26	13 D. IOZZO	RSA	Honda CBR500R	36.304 0.195	25.715	25.703 0.039	29.005 0.339	1'56.727 1'57.300	28	0.573
27	23 A. DUMAS	CAN	KTM RC 390 R	36.171 0.191	25.901	25.725 0.018	29.270	1'57.067 1'57.276	27	0.209
28	61 B. SOFUOGLU	TUR	Yamaha YZF-R3	36.328 0.369	25.893 0.231	25.882	29.042	1'57.145 1'57.745	31	0.600
29	7 N. SETTIMO	ITA	Honda CBR500R	36.375 0.126	25.790 0.045	25.999 0.178	29.039	1'57.203 1'57.552	30	0.349
30	58 T. FINOCCHIARO	GBR	Honda CBR500R	36.300	25.773	25.857 0.217	29.390	1'57.320 1'57.537	29	0.217
31	99 P. GRASSIA	ITA	Yamaha YZF-R3	36.453	26.042 0.679	25.684	29.344 0.060	1'57.523 1'58.262	35	0.739
32	91 G. MORA	ITA	Yamaha YZF-R3	36.505 0.098	25.909 0.056	25.835 0.369	29.306	1'57.555 1'58.078	32	0.523
33	78 J. FORAY	FRA	Kawasaki Ninja 400	36.398 0.179	26.150 0.419	26.085 0.070	29.297 0.157	1'57.930 1'58.755	37	0.825

28/09/2018

These data/results cannot be reproduced, stored and/or transmitted in whole or in part by any manner of electronic, mechanical, photocopying, recording, broadcasting or otherwise now known or herein after developed without the previous express consent by the copyright owner, except for reproduction in daily press and regular printed publications on sale to the public within 60 days of the event related to those data/results and always provided that copyright symbol appears together as follows below.

© DORNA WSBK ORGANIZATION Srl 2018





ACERBIS French Round, 28 - 30 September 2018

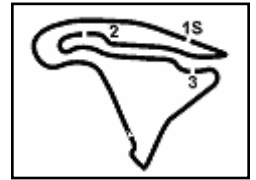
World Supersport 300 - Ideal Times Free Practice 2nd Session

Magny-Cours 4.411 m
2 / 2

No.	Rider	Nat	Bike	Seg. 1	Seg. 2	Seg. 3	Seg. 4	Ideal Time			
				Diff. 1	Diff. 2	Diff. 3	Diff. 4	Best Lap	Pos.	Diff.	
34	44 S. LOCHOFF	RSA	Yamaha YZF-R3	36.500	26.193 0.350	25.725 0.072	29.538 0.047	1'57.956	1'58.425	36	0.469
35	97 M. KAPPLER	GER	KTM RC 390 R	36.467	25.968	26.050	29.607 0.031	1'58.092	1'58.123	33	0.031
36	5 R. VOS	NED	KTM RC 390 R	36.450 0.036	26.015 0.031	25.954	29.736 0.002	1'58.155	1'58.224	34	0.069
37	28 D. KOOPMAN	NED	Yamaha YZF-R3	36.370 0.293	26.446 0.208	26.070	29.594 0.099	1'58.480	1'59.080	38	0.600
38	79 T. ALONSO	POR	Yamaha YZF-R3	36.870	26.142 0.231	25.965	29.640 0.248	1'58.617	1'59.096	39	0.479
39	9 S. NAUD	FRA	Kawasaki Ninja 400	36.860	26.309 0.097	26.654 0.032	29.960 0.021	1'59.783	1'59.933	40	0.150
40	70 H. GIRARDET	FRA	Kawasaki Ninja 400	37.949	26.529 0.022	26.346 0.001	29.902 0.135	2'00.726	2'00.884	41	0.158
Overall Ideal Time				35.192	25.237	25.217	28.282	1'53.928			

28/09/2018
 These data/results cannot be reproduced, stored and/or transmitted in whole or in part by any manner of electronic, mechanical, photocopying, recording, broadcasting or otherwise now known or herein after developed without the previous express consent by the copyright owner, except for reproduction in daily press and regular printed publications on sale to the public within 60 days of the event related to those data/results and always provided that copyright symbol appears together as follows below.
 © DORNA WSBK ORGANIZATION Srl 2018





ACERBIS French Round, 28 - 30 September 2018

World Supersport 300 - Chronological Analysis Free Practice 2nd Session

Magny-Cours 4.411 m

1 / 6

1° 14 E. DE LA VEGA (1'54.224)

Lap	Seg.1	Seg.2	Seg.3	Seg.4	Lap Time	km/h	Local Time
1		27.014	26.632	29.388	194,9	17:02'09.849	
2	36.422	26.171	25.876	29.377	1'57.846	194,2	17:04'07.695
3	35.775	25.844	25.761	28.888	1'56.268	201,5	17:06'03.963
4	36.150	25.736	25.602	30.474	1'57.962	195,3	17:08'01.925
5	36.143	25.998	25.949	28.768	1'56.858C	190,1	17:09'58.783
6	36.318	25.786	26.070	34.478	2'02.652P	195,3	17:12'01.435
7	2'47.800	26.231	26.218	28.700	4'08.949P	188,2	17:16'10.384
8	35.965	25.409	26.065	28.826	1'56.265	194,6	17:18'06.649
9	35.855	25.826	25.807	29.374	1'56.862	200,7	17:20'03.511
10	35.945	25.501	25.638	28.724	1'55.808	189,8	17:21'59.319
11	35.868	25.472	25.712	28.548	1'55.600	192,2	17:23'54.919
12	35.953	25.501	25.567	28.373	1'55.394	192,2	17:25'50.313
13	35.192	25.388	25.362	28.282	1'54.224	203,4	17:27'44.537
14	36.210	29.327	25.516	28.807	1'59.860	190,1	17:29'44.397
15	35.630	25.332	25.685	28.930	1'55.577	197,4	17:31'39.974

13	36.020	25.684	25.279	39.206	2'06.189	199,3	17:28'54.295
----	--------	--------	--------	--------	----------	-------	--------------

5° 25 A. VERDOÑA (1'55.283)

Lap	Seg.1	Seg.2	Seg.3	Seg.4	Lap Time	km/h	Local Time
1							16:59'52.637
2	1'01.905	27.094	26.400	29.385	2'24.784P	186,5	17:02'17.421
3	36.130	25.572	26.189	29.058	1'56.949	195,3	17:04'14.370
4	36.852	25.649	26.372	30.044	1'57.917	194,9	17:06'12.287
5	36.250	25.592	25.789	28.812	1'56.443	197,8	17:08'08.730
6	36.013	25.553	25.981	28.937	1'56.484	194,2	17:10'05.214
7	36.415	25.547	25.393	33.026	2'00.381P	192,5	17:12'05.595
8	3'21.704	26.426	26.282	28.947	4'43.359P	186,2	17:16'48.954
9	36.355	25.581	25.534	28.792	1'56.262	189,5	17:18'45.216
10	36.478	25.376	25.466	28.557	1'55.867	188,2	17:20'41.083
11	36.099	25.262	25.432	28.490	1'55.283	189,1	17:22'36.366
12	36.014	25.277	25.337	28.710	1'55.338	196,0	17:24'31.704
13	36.677	27.430	26.427	32.705	2'03.239	186,5	17:26'34.943
14	36.454	25.717	25.728	28.902	1'56.801	187,5	17:28'31.744
15	36.458	25.669	25.467	28.708	1'56.302	192,9	17:30'28.046

2° 8 M. PEREZ (1'54.401)

Lap	Seg.1	Seg.2	Seg.3	Seg.4	Lap Time	km/h	Local Time
1		26.604	26.914	31.169	197,8	17:02'10.810	
2	35.714	26.329	25.570	29.400	1'57.013	203,0	17:04'07.823
3	35.688	26.222	25.732	28.869	1'56.511	200,7	17:06'04.334
4	35.677	25.703	25.512	29.487	1'56.379	195,7	17:08'00.713
5	39.467	26.217	25.650	28.938	2'00.272	186,5	17:10'00.985
6	35.663	25.665	25.435	33.063	1'59.826P	194,9	17:12'00.811
7	3'49.862	26.883	26.736	33.846	5'17.327P	187,8	17:17'18.138
8	1'21.190	27.131	33.437	29.679	2'51.437P	192,2	17:20'09.575
9	36.180	25.304	25.410	28.502	1'55.396	197,4	17:22'04.971
10	35.452	25.291	25.342	28.582	1'54.667	201,5	17:23'59.638
11	37.635	31.398	25.978	29.592	2'04.603	189,5	17:26'04.241
12	35.410	25.354	25.217	28.420	1'54.401	202,2	17:27'58.642
13	35.584	29.025	26.614	38.709	2'09.932P	201,5	17:30'08.574

6° 21 B. SANCHEZ (1'55.326)

Lap	Seg.1	Seg.2	Seg.3	Seg.4	Lap Time	km/h	Local Time
1		27.400	27.200	30.115	194,6	17:02'09.480	
2	36.721	26.570	26.182	29.426	1'58.899	198,2	17:04'08.379
3	36.183	26.011	26.076	29.209	1'57.479	199,6	17:06'05.858
4	36.261	25.762	26.082	29.067	1'57.172	197,1	17:08'03.030
5	36.321	26.002	25.716	29.648	1'57.687	193,2	17:10'00.717
6	35.955	26.239	25.604	29.120	1'56.918	193,2	17:11'57.635
7	36.674	35.592	26.364	36.182	2'14.812P	188,2	17:14'12.447
8	2'29.698	28.776	27.684	29.662	3'55.820P	188,8	17:18'08.267
9	35.787	25.694	26.790	29.944	1'58.676C	201,9	17:22'09.869
10	35.395	26.547	26.790	29.944	1'55.326	200,4	17:24'05.195
11	35.688	25.484	25.474	28.680	1'56.526	202,6	17:26'01.721
12	35.500	25.990	25.983	29.053	1'56.526	202,6	17:26'01.721
13	35.728	25.549	25.859	28.792	1'55.928	200,4	17:27'57.649
14	35.731	25.832	25.466	28.997	1'56.016	201,9	17:29'53.665
15	36.955	26.110	25.759	30.004	1'58.828	194,9	17:31'52.493

3° 6 R. SCHOTMAN (1'54.952)

Lap	Seg.1	Seg.2	Seg.3	Seg.4	Lap Time	km/h	Local Time
1		26.875	26.468	29.218	190,1	17:02'23.351	
2	35.944	25.922	25.720	28.796	1'56.382	196,7	17:04'19.733
3	35.713	25.513	26.114	28.803	1'56.143	201,5	17:06'15.876
4	36.326	25.852	25.624	28.841	1'56.643	198,5	17:08'12.519
5	35.297	25.418	25.601	29.092	1'55.408	206,1	17:10'07.927
6	35.477	25.786	25.635	32.562	1'59.460P	205,7	17:12'07.387
7	6'30.913	27.799	33.311	29.872	8'01.895P	188,8	17:20'09.282
8	36.569	28.211	26.057	29.406	2'00.243	191,5	17:22'09.525
9	35.849	25.502	25.469	28.542	1'55.362	195,3	17:24'04.887
10	35.220	25.441	25.557	28.734	1'54.952	203,8	17:25'59.839
11	35.934	25.734	25.563	28.512	1'55.743	197,4	17:27'55.582
12	36.452	27.413	28.194	29.199	2'01.258	188,2	17:29'56.840
13	35.703	25.237	25.614	28.866	1'55.420	198,9	17:31'52.260

7° 55 G. HENDRA PRATAMA (1'55.354)

Lap	Seg.1	Seg.2	Seg.3	Seg.4	Lap Time	km/h	Local Time
1							16:59'45.124
2	1'10.484	27.888	26.861	30.083	2'35.316P	181,2	17:02'20.440
3	36.345	25.773	25.922	28.910	1'56.950	196,0	17:04'17.390
4	35.695	25.733	25.709	28.817	1'55.954	199,6	17:06'13.344
5	35.966	30.365	27.044	29.520	2'02.895	198,2	17:08'16.239
6	36.556	25.708	25.784	28.844	1'56.892	192,9	17:10'13.131
7	35.583	25.823	25.887	28.706	1'55.999	200,7	17:12'09.130
8	35.968	25.513	25.947	28.869	1'56.297	194,2	17:14'05.427
9	37.124	30.496			2'13.195CP	186,2	17:16'18.622
10	3'17.562	31.944	29.697	44.417	5'03.620P	188,5	17:21'22.242
11	49.190	28.095	29.729	46.343	2'33.357P	187,2	17:23'55.599
12	36.143	25.778	25.916	29.019	1'56.856	195,7	17:25'52.455
13	35.773	25.521	25.572	28.837	1'55.703	201,1	17:27'48.158
14	35.870	25.378	25.388	28.718	1'55.354	194,2	17:29'43.512
15	35.581	25.509	25.930	28.765	1'55.785	198,5	17:31'39.297

4° 95 S. DEROUÉ (1'55.218)

Lap	Seg.1	Seg.2	Seg.3	Seg.4	Lap Time	km/h	Local Time
1		26.708	26.063	30.138	198,2	17:02'13.716	
2	36.169	25.851	25.708	29.609	1'57.337	203,4	17:04'11.053
3	35.910	25.512	25.785	29.803	1'57.010	203,8	17:06'08.063
4	35.683	25.777	25.415	28.830	1'55.705	207,3	17:08'03.768
5	35.744	25.546	25.395	28.828	1'55.513	201,9	17:09'59.281
6	35.654	25.680	25.581	32.782	1'59.697P	194,9	17:11'58.978
7	3'26.942	26.798	26.266	29.202	4'49.208P	189,5	17:16'48.186
8	36.411	25.938	25.568	29.034	1'56.951	194,6	17:18'45.137
9	36.029	25.332	25.319	28.538	1'55.218	192,5	17:20'40.355
10	35.854	25.472	25.296	28.634	1'55.256	194,2	17:22'35.611
11	35.874	25.501	25.545	32.170	1'59.090	196,0	17:24'34.701
12	35.733	25.743	25.222	46.707	2'13.405	200,4	17:26'48.106

8° 81 M. GONZALEZ (1'55.407)

Lap	Seg.1	Seg.2	Seg.3	Seg.4	Lap Time	km/h	Local Time
1							16:59'51.737
2	1'02.145	26.281	25.877	29.226	2'23.529P	188,2	17:02'15.266
3	36.017	26.127	25.759	29.057	1'56.960	200,0	17:04'12.226
4	36.210	25.650	25.424	29.064	1'56.348	193,9	17:06'08.574
5	36.019	25.372	25.397	29.042	1'55.830	200,7	17:08'04.404
6	35.686	26.776	26.499	29.145	1'58.106C	199,6	17:10'02.510

28/09/2018 P = Pits In/Out - C = Lap Time Cancelled

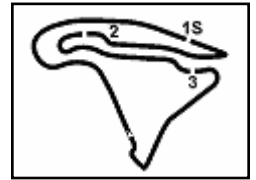
These data/results cannot be reproduced, stored and/or transmitted in whole or in part by any manner of electronic, mechanical, photocopying, recording, broadcasting or otherwise now known or herein after developed without the previous express consent by the copyright owner, except for reproduction in daily press and regular printed publications on sale to the public within 60 days of the event related to those data/results and always provided that copyright symbol appears together as follows below.

© DORNA WSBK ORGANIZATION Srl 2018



Official Fuel Supplier





ACERBIS French Round, 28 - 30 September 2018

World Supersport 300 - Chronological Analysis Free Practice 2nd Session

Magny-Cours 4.411 m

2 / 6

7	35.826	25.439	25.378	28.764	1'55.407	195,7	17:11'57.917	14	35.871	26.049	26.226	29.246	1'57.392	198,9	17:31'44.342
---	--------	--------	---------------	---------------	-----------------	-------	--------------	----	--------	--------	--------	--------	----------	-------	--------------

9° 19 L. BERNARDI (1'55.529)								13° 33 D. VALLE (1'55.847)							
Lap	Seg.1	Seg.2	Seg.3	Seg.4	Lap Time	km/h	Local Time	Lap	Seg.1	Seg.2	Seg.3	Seg.4	Lap Time	km/h	Local Time
1		27.100	26.932	29.358		192,2	17:02'17.617	1		26.486	26.069	29.295		191,8	17:02'15.943
2	35.965	25.953	26.096	29.460	1'57.474	196,4	17:04'15.091	2	36.042	26.131	26.028	29.005	1'57.206	199,6	17:04'13.149
3	36.147	25.526	25.884	29.844	1'57.401	192,5	17:06'12.492	3	35.972	25.844	26.050	28.993	1'56.859	198,5	17:06'10.008
4	36.128	26.211	26.162	28.943	1'57.444	194,2	17:08'09.936	4	35.837	25.930	25.521	28.819	1'56.107	201,9	17:08'06.115
5	36.139	25.702	25.952	29.464	1'57.257	194,9	17:10'07.193	5	35.712	26.176	25.620	29.086	1'56.594	201,5	17:10'02.709
6	35.949	25.511	25.661	29.208	1'56.329	193,2	17:12'03.522	6	35.625	25.742	25.418	41.255	2'08.040P	194,9	17:12'10.749
7	36.092	25.696	25.820	28.798	1'56.406	194,6	17:13'59.928	7	1'21.716	30.100	28.863	33.752	2'54.431P	159,5	17:15'05.180
8	38.329	28.772	25.947	34.251	2'07.299	189,5	17:16'07.227	8	1'00.344	35.939	34.092	39.697	2'50.072P	125,7	17:17'55.252
9	35.757	25.773	25.476	54.831	2'21.837P	195,7	17:18'29.064	9	36.456	33.052	35.240	30.915	2'15.663	191,5	17:20'10.915
10	3'05.357	26.317	26.070	32.176	4'29.920P	185,9	17:22'58.984	10	35.697	25.773	25.539	28.838	1'55.847	193,5	17:22'06.762
11	1'09.217	28.491	34.939	39.341	2'51.988P	182,1	17:25'50.972	11	35.944	28.769	25.839	28.785	1'59.337	194,9	17:24'06.099
12	36.036	25.519	25.850	28.688	1'56.093	195,7	17:27'47.065	12	35.924	25.539	25.761	29.334	1'56.558	195,7	17:26'02.657
13	35.934	25.568	25.426	28.601	1'55.529	196,4	17:29'42.594	13	35.833	25.681	25.523	28.858	1'55.895	199,3	17:27'58.552
14	36.004	25.612	26.144	28.731	1'56.491	193,2	17:31'39.085	14	35.801	25.341	25.802	29.010	1'55.954	201,5	17:29'54.506
								15	36.156	26.352	27.486	33.530	2'03.524	188,2	17:31'58.030

10° 71 T. EDWARDS (1'55.675)								14° 93 W. KHAN (1'55.866)							
Lap	Seg.1	Seg.2	Seg.3	Seg.4	Lap Time	km/h	Local Time	Lap	Seg.1	Seg.2	Seg.3	Seg.4	Lap Time	km/h	Local Time
1		27.520	26.998	32.781		197,1	17:02'08.495	1		26.841	26.409	32.837		198,2	17:02'08.875
2	37.216	28.012	26.183	30.116	2'01.527	190,5	17:04'10.022	2	36.314	28.742	26.204	30.133	2'01.393	201,1	17:04'10.268
3	36.702	26.293	26.116	29.946	1'59.057	199,3	17:06'09.079	3	35.799	25.837	25.916	29.571	1'57.123	200,0	17:06'07.391
4	35.838	25.764	25.923	28.980	1'56.505	202,6	17:08'05.584	4	35.895	25.602	26.356	29.024	1'56.877	200,4	17:08'04.268
5	35.997	27.590	26.443	34.444	2'04.474P	200,0	17:10'10.058	5	35.738	25.793	25.466	29.086	1'56.083	203,0	17:10'00.351
6	5'26.007	27.517	27.009	30.061	6'50.594P	178,8	17:17'00.652	6	36.347	25.922	25.501	29.283	1'57.053	194,6	17:11'57.404
7	36.302	25.518	25.881	29.015	1'56.716	192,2	17:18'57.368	7	37.202	26.901	26.073	34.040	2'04.216P	176,5	17:14'01.620
8	36.183	25.767	25.842	28.954	1'56.746	190,8	17:20'54.114	8	5'20.818	25.790	31.411	34.891	6'52.910P	193,9	17:20'54.530
9	35.802	25.540	25.672	28.661	1'55.675	196,0	17:22'49.789	9	36.119	25.451	25.775	28.868	1'56.213	195,3	17:22'50.743
10	35.983	25.567	25.441	28.991	1'55.982	194,9	17:24'45.771	10	35.882	25.438	25.696	28.850	1'55.866	195,7	17:24'46.609
11	35.888	28.212	26.131	30.951	2'01.182	194,9	17:26'46.953	11	35.848	25.661	25.911	28.817	1'56.237	196,4	17:26'42.846
12	36.021	25.374	26.605	33.891	2'01.891	197,1	17:28'48.844	12	36.163	25.677	25.848	28.874	1'56.562	192,9	17:28'39.408
13	36.187	25.724	26.160	29.423	1'57.494	194,6	17:30'46.338	13	36.128	25.829	25.600	28.721	1'56.278	192,5	17:30'35.686

11° 20 D. LOUREIRO (1'55.775)								15° 72 V. STEEMAN (1'55.966)							
Lap	Seg.1	Seg.2	Seg.3	Seg.4	Lap Time	km/h	Local Time	Lap	Seg.1	Seg.2	Seg.3	Seg.4	Lap Time	km/h	Local Time
1		26.720	26.022	30.626		197,8	17:02'07.933	1		27.258	26.802	31.179		192,5	17:02'13.974
2	36.574	25.699	26.109	29.688	1'58.070	198,2	17:04'06.003	2	36.765	26.583	25.807	29.685	1'58.840	198,9	17:04'12.814
3	36.410	25.779	25.576	28.957	1'56.722	191,2	17:06'02.725	3	36.426	26.377	26.394	30.121	1'59.318	197,1	17:06'12.132
4	36.370	25.675	25.566	46.598	2'14.209P	192,5	17:08'16.934	4	35.994	25.877	26.173	29.081	1'57.125C	195,7	17:08'09.257
5	7'19.342	27.133	26.463	31.843	8'44.781P	192,5	17:17'01.715	5	35.961	25.973	27.054	32.855	2'01.843P	197,4	17:10'11.100
6	36.095	25.334	25.654	28.771	1'55.854	195,7	17:18'57.569	6	6'18.502	27.041	26.477	29.666	7'41.686P	180,3	17:17'52.786
7	35.951	25.496	25.494	28.834	1'55.775	193,2	17:20'53.344	7	36.591	25.879	25.776	28.938	1'57.184	189,8	17:19'49.970
8	36.105	28.390	26.790	32.005	2'03.290P	192,9	17:22'56.634	8	36.352	25.929	29.123	31.909	2'03.313	188,8	17:21'53.283
9	2'57.448	26.427	25.915	29.587	4'19.377P	192,9	17:27'16.011	9	36.197	26.015	25.527	29.008	1'56.747	194,6	17:23'50.030
10	36.108	25.772	25.482	28.841	1'56.203	194,9	17:29'12.214	10	36.327	26.337	25.796	30.577	1'59.037	194,2	17:25'49.067
11	36.131	25.543	25.467	29.087	1'56.228	194,2	17:31'08.442	11	36.230	25.772	25.394	29.007	1'56.403	193,2	17:27'45.470
								12	35.603	25.852	25.420	29.091	1'55.966	198,2	17:29'41.436
								13	35.933	26.141	26.416	29.018	1'57.508	193,5	17:31'38.944

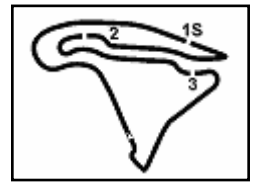
12° 22 N. KALININ (1'55.804)								16° 43 L. GRUNWALD (1'55.988)							
Lap	Seg.1	Seg.2	Seg.3	Seg.4	Lap Time	km/h	Local Time	Lap	Seg.1	Seg.2	Seg.3	Seg.4	Lap Time	km/h	Local Time
1		27.275	26.693	30.717		199,6	17:02'11.738	1		26.665	26.834	30.194		197,4	17:02'13.795
2	36.773	26.187	25.920	29.918	1'58.798	192,5	17:04'10.536	2	36.581	25.970	25.990	29.285	1'57.826	197,1	17:04'11.621
3	35.819	25.763	26.290	29.772	1'57.644	199,6	17:06'08.180	3	36.248	25.747	26.072	29.546	1'57.613	195,7	17:06'09.234
4	36.340	25.932	25.769	29.222	1'57.263	202,6	17:08'05.443	4	36.430	26.175	25.677	28.962	1'57.244	197,8	17:08'06.478
5	36.122	25.795	25.890	29.028	1'56.835	198,9	17:10'02.278	5	35.904	26.063	25.328	29.105	1'56.400	196,0	17:10'02.878
6	35.688	25.458	25.958	1'04.320	2'31.424P	199,6	17:12'33.702	6	35.784	25.805	25.712	32.663	1'59.964P	193,2	17:12'02.842
7	3'04.547	1'26.676	28.341	33.142	5'32.706P	187,8	17:18'06.408	7	6'32.264	26.004	26.642	29.540	7'54.450P	191,8	17:19'57.292
8	36.402	26.083	26.107	29.639	1'58.231	199,6	17:20'04.639	8	36.302	25.528	25.363	28.880	1'56.073	192,2	17:21'53.365
9	35.686	25.629	25.858	28.631	1'55.804	193,9	17:22'00.443	9	36.056	25.639	25.650	28.826	1'56.171	194,9	17:23'49.536
10	36.294	25.702	25.881	28.605	1'56.482	192,9	17:23'56.925	10	36.388	26.926	25.789	29.381	1'58.484	191,8	17:25'48.020
11	36.133	25.962	26.350	28.883	1'57.328	193,2	17:25'54.253								
12	36.229	25.652	25.644	28.805	1'56.330	195,3	17:27'50.583								
13	35.774	25.696	25.673	29.224	1'56.367	200,0	17:29'46.950								

28/09/2018 P = Pits In/Out - C = Lap Time Cancelled

These data/results cannot be reproduced, stored and/or transmitted in whole or in part by any manner of electronic, mechanical, photocopying, recording, broadcasting or otherwise now known or herein after developed without the previous express consent by the copyright owner, except for reproduction in daily press and regular printed publications on sale to the public within 60 days of the event related to those data/results and always provided that copyright symbol appears together as follows below.

© DORNA WSBK ORGANIZATION Srl 2018





ACERBIS French Round, 28 - 30 September 2018 World Supersport 300 - Chronological Analysis Free Practice 2nd Session

Magny-Cours 4.411 m

3 / 6

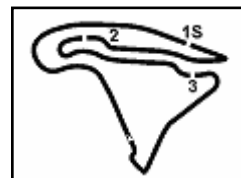
Main data table with columns: Lap, Seg.1, Seg.2, Seg.3, Seg.4, Lap Time, km/h, Local Time. Rows are grouped by rider: 17° 69 M. HERRERA, 18° 54 F. FULIGNI, 19° 2 A. CARRASCO, 20° 30 D. BLIN, 21° 75 M. ROCCA, 22° 64 H. DE CANCELLIS, 23° 41 J. JÄHNIG, 24° 12 A. RUSMIPUTRO.

28/09/2018 P = Pits In/Out - C = Lap Time Cancelled

These data/results cannot be reproduced, stored and/or transmitted in whole or in part by any manner of electronic, mechanical, photocopying, recording, broadcasting or otherwise now known or herein after developed without the previous express consent by the copyright owner, except for reproduction in daily press and regular printed publications on sale to the public within 60 days of the event related to those data/results and always provided that copyright symbol appears together as follows below.

© DORNA WSBK ORGANIZATION Srl 2018





ACERBIS French Round, 28 - 30 September 2018

World Supersport 300 - Chronological Analysis Free Practice 2nd Session

Magny-Cours 4.411 m

4 / 6

Lap	Seg.1	Seg.2	Seg.3	Seg.4	Lap Time	km/h	Local Time
1	1'07.051	28.320	26.799	31.015	2'33.185P	180,9	16:59'47.660
2	36.145	26.155	26.297	29.457	1'58.054	198,2	17:02'20.845
3	36.205	25.989	26.121	29.177	1'57.492	193,5	17:04'18.899
4	36.081	26.197	25.676	29.139	1'57.093	197,8	17:06'16.391
5	36.334	25.860	25.522	29.475	1'57.191	191,5	17:08'13.484
6	38.580	26.269	25.852	29.609	2'00.310	175,9	17:10'10.675
7	35.927	25.589	25.683	29.474	1'56.673	198,5	17:12'10.985
8	36.396	25.719	25.614	29.089	1'56.818	189,1	17:14'07.658
9	36.669	30.302	26.903	29.054	2'02.928C	189,8	17:16'04.476
10	35.993	26.152	25.976	29.347	1'57.468	194,9	17:18'07.404
11	36.296	25.584			2'00.835	192,9	17:20'04.872
12	36.012	25.658	25.948	29.045	1'56.663	195,3	17:22'05.707
13	36.247	25.709	25.820	28.929	1'56.705	193,9	17:24'02.370
14	36.685	25.904	25.688	28.662	1'56.939	190,5	17:25'59.075
15	36.128	26.055	25.937	29.249	1'57.369	199,6	17:27'56.014
16	36.776	25.826	25.628	29.733	1'57.963	192,5	17:29'53.383
17							17:31'51.346

25° 27 F. ROVELLI (1'57.121)

Lap	Seg.1	Seg.2	Seg.3	Seg.4	Lap Time	km/h	Local Time
1		26.956	26.631	30.500		192,5	17:02'12.747
2	37.263	26.188	26.079	29.766	1'59.296	193,2	17:04'12.043
3	36.479	25.911	27.267	29.699	1'59.356	198,5	17:06'11.399
4	36.799	26.506	26.050	29.070	1'58.425	191,5	17:08'09.824
5	36.261	25.630	25.858	29.372	1'57.121	196,0	17:10'06.945
6	36.017	25.644	25.933	3'45.158	5'12.752P	200,7	17:15'19.697
7	7'09.435	30.096			8'51.254CP	184,9	17:24'10.951
8	38.725	26.946	26.670	30.133	2'02.474	188,2	17:26'13.425
9	37.820	26.700	26.439	30.046	2'01.005	189,8	17:28'14.430
10	37.698	26.365	26.442	29.774	2'00.279	188,2	17:30'14.709

26° 23 A. DUMAS (1'57.276)

Lap	Seg.1	Seg.2	Seg.3	Seg.4	Lap Time	km/h	Local Time
1		27.201	26.802	30.406		192,2	17:02'05.260
2	37.198	27.043	26.722	30.563	2'01.526	193,5	17:04'06.786
3	36.522	26.952	26.302	29.831	1'59.607	195,3	17:06'06.393
4	36.413	26.576	26.341	29.567	1'58.897	197,1	17:08'05.290
5	36.380	26.711	25.954	29.495	1'58.540	196,0	17:10'03.830
6	36.433	26.028	25.982	29.813	1'58.256	196,4	17:12'02.086
7	36.714	26.382	26.211	30.074	1'59.381C	191,8	17:14'01.467
8	36.306	26.081	25.790	29.556	1'57.733	195,7	17:15'59.200
9	36.565	26.095	26.044	29.528	1'58.232	191,5	17:17'57.432
10	36.379	26.132	25.790	29.298	1'57.599	192,5	17:19'55.031
11	36.492	26.048	25.921	29.355	1'57.816	193,5	17:21'52.847
12	36.631	26.294	25.725	29.309	1'57.959	192,2	17:23'50.806
13	36.333	26.443	25.926	29.750	1'58.452	195,3	17:25'49.258
14	36.223	25.979	25.733	29.467	1'57.402	194,9	17:27'46.660
15	36.362	25.901	25.743	29.270	1'57.276	192,9	17:29'43.936
16	36.171	25.909	25.969	29.435	1'57.484	195,3	17:31'41.420

27° 13 D. IOZZO (1'57.300)

Lap	Seg.1	Seg.2	Seg.3	Seg.4	Lap Time	km/h	Local Time
1		27.808	27.614	31.160		191,8	17:02'11.941
2	36.781	26.457	26.422	29.779	1'59.439	196,7	17:04'11.380
3	37.050	26.328			2'00.354	191,5	17:06'11.734
4	36.794	26.426	26.126	29.685	1'59.031	193,9	17:08'10.765
5	36.558	26.039	25.703	29.459	1'57.759	198,9	17:10'08.524
6	43.177	26.231	26.487	32.466	2'08.361P	186,5	17:12'16.885
7	2'15.495	27.644	29.386	31.005	3'43.530P	163,6	17:16'00.415
8	40.362	27.044	26.968	29.769	2'04.143	172,0	17:18'04.558
9	37.246	26.382	26.367	29.384	1'59.379	188,5	17:20'03.937
10	36.680	25.939	26.258	29.470	1'58.347	188,8	17:22'02.284
11	36.614	26.117	26.242	29.202	1'58.175	186,9	17:24'00.459
12	36.890	26.355	26.156	29.404	1'58.805	189,5	17:25'59.264

28° 58 T. FINOCCHIARO (1'57.537)

Lap	Seg.1	Seg.2	Seg.3	Seg.4	Lap Time	km/h	Local Time
1		26.524	26.872	31.081		191,8	17:02'07.777
2	36.944	26.698	26.163	30.546	2'00.351	190,5	17:04'08.128
3	36.577	26.251	26.697	30.728	2'00.253	194,2	17:06'08.381
4	36.893	26.395	26.953	29.552	1'59.793	196,4	17:08'08.174
5	36.646	26.123	26.318	30.375	1'59.462	194,6	17:10'07.636
6	36.916	26.018	26.166	29.783	1'58.883	191,5	17:12'06.519
7	36.678	26.282	26.233	31.744	2'00.937	193,5	17:14'07.456
8	37.002	26.594	26.053	29.848	1'59.497	190,1	17:16'06.953
9	36.909	26.690	26.254	30.461	2'00.314	190,1	17:18'07.267
10	36.781	26.373	26.447	29.880	1'59.481	190,8	17:20'06.748
11	36.300	25.773	26.074	29.390	1'57.537	191,5	17:22'04.285
12	36.453	26.155	25.979	29.832	1'58.419	188,5	17:24'02.704
13	36.418	26.254	26.438	29.589	1'58.699	194,9	17:26'01.403
14	36.870	26.285	25.857	30.086	1'59.098	191,8	17:28'00.501
15	37.722	26.271	26.065	30.213	2'00.271	186,9	17:30'00.772
16	37.462	26.410	26.298	30.432	2'00.602	187,8	17:32'01.374

29° 7 N. SETTIMO (1'57.552)

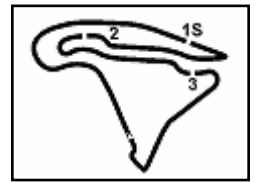
Lap	Seg.1	Seg.2	Seg.3	Seg.4	Lap Time	km/h	Local Time
1		26.769	26.984	31.049		189,8	17:02'07.439
2	37.291	26.137	26.560	30.114	2'00.102	189,8	17:04'07.541
3	36.691	26.647	26.639	30.167	2'00.144	192,5	17:06'07.685
4	36.605	26.055	26.495	29.983	1'59.138	194,6	17:08'06.823
5	36.662	26.349	26.778	29.529	1'59.318	190,5	17:10'06.141
6	36.678	26.622	25.999	29.721	1'59.020	192,2	17:12'05.161
7	37.448	27.599	26.843	31.927	2'03.817	191,8	17:14'08.978
8	36.833	26.334	26.510	29.742	1'59.419	189,5	17:16'08.397
9	36.840	26.217	26.576	29.732	1'59.365	188,2	17:18'07.762
10	36.486	26.028	26.350	29.487	1'58.351	196,0	17:20'06.113
11	36.375	26.038	26.145	29.245	1'57.803	192,5	17:22'03.916
12	36.712	25.911	26.102	29.460	1'58.185	194,2	17:24'02.101
13	36.825	26.180	26.291	29.059	1'58.355	191,8	17:26'00.456
14	36.501	25.835	26.177	29.039	1'57.552	191,2	17:27'58.008
15	36.581	25.790	26.223	31.122	1'59.716	190,8	17:29'57.724
16	37.312	26.681	26.981	30.510	2'01.484	186,5	17:31'59.208

30° 61 B. SOFUOGLU (1'57.745)

Lap	Seg.1	Seg.2	Seg.3	Seg.4	Lap Time	km/h	Local Time
1		27.948	27.522	30.937		189,8	17:02'11.821
2	36.751	26.394	26.311	29.982	1'59.438	194,2	17:04'11.259
3	37.247	26.729	26.880	30.663	2'01.519	192,2	17:06'12.778
4	36.558	26.077	26.269	29.392	1'58.296	192,2	17:08'11.074
5	36.697	26.124	25.882	29.042	1'57.745	193,5	17:10'08.819
6	36.328	25.893	26.213	29.438	1'57.872	196,0	17:12'06.691
7	36.479	25.977	26.351	1'10.061	2'38.868P	191,8	17:14'45.559
8					8'10.074P		17:22'55.633

31° 91 G. MORA (1'58.078)

Lap	Seg.1	Seg.2	Seg.3	Seg.4	Lap Time	km/h	Local Time
1		27.027	26.335	30.494		188,5	17:02'08.231
2	36.505	26.352	26.025	29.829	1'58.711	193,2	17:04'06.942
3	36.637	26.843	26.372	31.171	2'01.023	192,9	17:06'07.965
4	36.697	26.223	26.055	30.128	1'59.103	193,5	17:08'07.068
5	36.554	26.306	26.164	29.651	1'58.675	198,2	17:10'05.743
6	36.507	25.909	26.067				



ACERBIS French Round, 28 - 30 September 2018

World Supersport 300 - Chronological Analysis Free Practice 2nd Session

Magny-Cours 4.411 m

5 / 6

Lap	Seg.1	Seg.2	Seg.3	Seg.4	Lap Time	km/h	Local Time
10	37.427	26.311	26.144	29.497	1'59.379	185,6	17:23'45.463
11	36.960	26.597	26.168	29.519	1'59.244	187,2	17:25'44.707
12	37.278	26.107	26.188	29.486	1'59.059	188,2	17:27'43.766
13	37.086	26.372	25.835	29.408	1'58.701	192,9	17:29'42.467
14	36.603	25.965	26.204	29.306	1'58.078	195,3	17:31'40.545

32° 97 M. KAPPLER (1'58.123)							
Lap	Seg.1	Seg.2	Seg.3	Seg.4	Lap Time	km/h	Local Time
1		27.702	27.254	30.666		198,5	17:02'13.142
2	36.906	26.553	26.142	29.885	1'59.486	194,6	17:04'12.628
3	36.539	26.251	26.374	29.841	1'59.005	197,4	17:06'11.633
4	36.526	26.314	26.209	29.607	1'58.656	193,2	17:08'10.289
5	36.467	25.968	26.050	29.638	1'58.123	196,0	17:10'08.412
6	36.732	26.180	26.267	29.728	1'58.907	193,5	17:12'07.319
7	36.710	26.370	26.532	31.011	2'00.623	193,2	17:14'07.942
8	37.131	27.400	26.919	32.489	2'03.939P	183,7	17:16'11.881
9	5'10.202	27.281	26.654	29.776	6'33.913P	161,9	17:22'45.794
10	37.444	26.372	26.334	29.663	1'59.813	187,2	17:24'45.607
11	37.013	26.157	26.309	29.654	1'59.133	196,4	17:26'44.740
12	37.113	26.288	26.269	29.756	1'59.426	188,5	17:28'44.166
13	37.092	26.398	27.208	31.345	2'02.043C	187,8	17:30'46.209

33° 5 R. VOS (1'58.224)							
Lap	Seg.1	Seg.2	Seg.3	Seg.4	Lap Time	km/h	Local Time
1		27.241	27.062	30.185		196,0	17:02'05.635
2	37.039	26.393	26.631	30.114	2'00.177	193,5	17:04'05.812
3	36.955	27.286	26.440	30.114	2'00.795	192,9	17:06'06.607
4	36.748	26.483	26.254	29.827	1'59.312	198,5	17:08'05.919
5	36.668	26.382	26.268	29.783	1'59.101	193,9	17:10'05.020
6	36.675	26.015	26.471	30.702	1'59.863	197,1	17:12'04.883
7	37.334	26.310	26.272	29.824	1'59.740	192,5	17:14'04.623
8	37.301	26.395	27.338	29.736	2'00.770	188,8	17:16'05.393
9	36.607	26.718	26.499	30.277	2'00.101	194,2	17:18'05.494
10	36.859	26.254	26.829	29.826	1'59.768	192,9	17:20'05.262
11	36.486	26.046	25.954	29.738	1'58.224	194,2	17:22'03.486
12	36.756	26.835	26.163	29.761	1'59.515	190,5	17:24'03.001
13	36.450	26.878	26.311	31.350	2'00.989	197,8	17:26'03.990
14	37.383	26.261	26.488	30.147	2'00.279	194,9	17:28'04.269
15	37.186	27.264	27.353	35.915	2'07.718	188,8	17:30'11.987

34° 99 P. GRASSIA (1'58.262)							
Lap	Seg.1	Seg.2	Seg.3	Seg.4	Lap Time	km/h	Local Time
1							16:59'43.740
2	1'10.802	27.755	26.492	29.943	2'34.992P	184,0	17:02'18.732
3	37.102	26.978	26.733	29.684	2'00.497	195,3	17:04'19.229
4	36.621	26.042	25.824	29.817	1'58.304	193,5	17:06'17.533
5	37.102	26.728	25.910	29.377	1'59.117	196,4	17:08'16.650
6	36.453	26.721	25.684	29.404	1'58.262	193,5	17:10'14.912
7	36.655	27.905	28.613	29.951	2'03.124	188,8	17:12'18.036
8	37.164	26.966	26.264	39.368	2'09.762P	182,1	17:14'27.798
9	3'34.887	29.156	26.426	29.649	5'00.118P	172,0	17:19'27.916
10	37.283	26.371	25.924	29.344	1'58.922	180,9	17:21'26.838
11	37.150	26.486	32.737	30.665	2'07.038	181,2	17:23'33.876
12	37.932	26.360	31.981	45.429	2'21.702	184,9	17:25'55.578
13	36.651	26.317	26.411	36.863	2'06.242	191,5	17:28'01.820
14	37.139	26.409	25.684	33.327	2'02.559P	187,5	17:30'04.379

35° 44 S. LOCHOFF (1'58.425)							
Lap	Seg.1	Seg.2	Seg.3	Seg.4	Lap Time	km/h	Local Time
1		28.147	26.874	31.392		196,4	17:02'13.340
2	37.969	26.744	26.662	30.236	2'01.611	196,4	17:04'14.951
3	37.336	26.995	26.055	29.731	2'00.117	191,8	17:06'15.068
4	37.274	27.204	26.335	29.892	2'00.705	196,4	17:08'15.773
5	37.291	26.678	26.312	29.749	2'00.030C	194,6	17:10'15.803

36° 78 J. FORAY (1'58.755)							
Lap	Seg.1	Seg.2	Seg.3	Seg.4	Lap Time	km/h	Local Time
1		27.500	27.040	30.286		189,5	17:02'10.177
2	36.577	26.569	26.155	29.454	1'58.755	198,9	17:04'08.932
3	36.410	26.500	26.929	29.757	1'59.596	198,9	17:06'08.528
4	36.781	26.150	26.344	29.518	1'58.793	200,4	17:08'07.321
5	36.492	26.967	26.326	29.510	1'59.295	198,9	17:10'06.616
6	36.449	27.018	26.334	29.493	1'59.294	198,5	17:12'05.910
7	36.610	26.579	26.308	32.413	2'01.910P	194,6	17:14'07.820
8	2'34.173	27.200	26.424	30.228	3'58.025P	187,8	17:18'05.845
9	36.819	26.749	26.910	29.371	1'59.849	194,2	17:20'05.694
10	36.398	26.193	26.085	30.493	1'59.169	194,9	17:22'04.863
11	36.611	26.322	26.292	29.871	1'59.096	193,9	17:24'03.959
12	36.528	26.496	26.808	29.297	1'59.129	196,4	17:26'03.088
13	36.713	26.471	26.375	30.062	1'59.621	189,8	17:28'02.709
14	36.461	26.464	26.251	29.579	1'58.755	196,0	17:30'01.464
15	36.919	26.675	26.417	29.345	1'59.356	193,5	17:32'00.820

37° 28 D. KOOPMAN (1'59.080)							
Lap	Seg.1	Seg.2	Seg.3	Seg.4	Lap Time	km/h	Local Time
1		27.451	26.929	31.330		191,5	17:02'12.966
2	37.620	27.165	27.765	30.106	2'02.656	192,2	17:04'15.622
3	37.429	27.350	26.983	30.035	2'01.797	189,5	17:06'17.419
4	37.400	26.829	26.597	31.253	2'02.079	190,8	17:08'19.498
5	37.428	26.750	26.185	29.634	1'59.997	186,2	17:10'19.495
6	37.328	27.135	26.251	29.801	2'00.515	185,9	17:12'20.010
7	37.349	26.446	26.177	35.417	2'05.389P	184,3	17:14'25.399
8	1'59.283	26.658	26.464	30.553	3'22.958P	179,4	17:17'48.357
9	37.724	27.258	26.493	29.762	2'01.237	181,2	17:19'49.594
10	37.108	27.145	26.227	29.594	2'00.074	187,5	17:21'49.668
11	37.304	26.510	26.212	29.731	1'59.757	182,1	17:23'49.425
12	37.127	26.640	26.075	29.601	1'59.443	191,2	17:25'48.868
13	36.663	26.654	26.070	29.693	1'59.080	191,8	17:27'47.948
14	37.302	26.463	26.278	29.663	1'59.706	187,2	17:29'47.654
15	36.370	26.665	26.551	29.856	1'59.442	195,3	17:31'47.096

38° 79 T. ALONSO (1'59.096)							
Lap	Seg.1	Seg.2	Seg.3	Seg.4	Lap Time	km/h	Local Time
1		27.536				191,5	17:02'18.474
2	36.988	26.978	26.952	30.875	2'01.793	196,0	17:04'20.267
3	37.004	26.738	26.592	30.045	2'00.379	192,9	17:06'20.646
4	37.563	26.186	26.590	30.001	2'00.340	190,8	17:08'20.986
5	36.939	26.231	27.015	30.158	2'00.343	192,2	17:10'21.329
6	37.195	26.456	26.492	30.402	2'00.545	191,8	17:12'21.874
7	37.004	26.574	26.211	30.433	2'00.222	190,1	17:14'22.096
8	37.217	26.393	26.524	29.833	1'59.967	187,8	17:16'22.063
9	37.056	26.159	26.196	30.025	1'59.436	187,8	17:18'21.499
10	37.295	26.697	26.309	31.166	2'01.467	186,9	17:20'22.966
11	37.377	27.055	29.285	30.354	2'04.071	183,7	17:22'27.037
12	36.870	26.373	25.965	29.888	1'59.096	190,1	17:24'26.133
13	37.086	26.425	26.187	29.640	1'59.338	189,5	17:26'25.471
14	37.007	26.142	26.357	34.939	2'04.445P	189,5	17:28'29.916
15	1'21.241	26.605	27.914	29.807	2'45.567P	189,5	17:31'15.483

28/09/2018

P = Pits In/Out - C = Lap Time Cancelled

These data/results cannot be reproduced, stored and/or transmitted in whole or in part by any manner of electronic, mechanical, photocopying, recording, broadcasting or otherwise now known or herein after developed without the previous express consent by the copyright owner, except for reproduction in daily press and regular printed publications on sale to the public within 60 days of the event related to those data/results and always provided that copyright symbol appears together as follows below.

© DORNA WSBK ORGANIZATION Srl 2018



Official Fuel Supplier

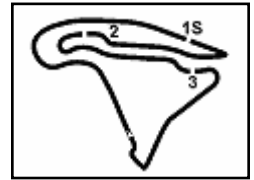


FKR PERUGIA TIMING

Official Tyre Supplier



Official Timekeeper



ACERBIS French Round, 28 - 30 September 2018

World Supersport 300 - Chronological Analysis Free Practice 2nd Session

39° 9 S. NAUD (1'59.933)							
Lap	Seg.1	Seg.2	Seg.3	Seg.4	Lap Time	km/h	Local Time
1		27.951	27.682	32.189		192,2	17:02'12.543
2	37.491	27.209	27.400	31.460	2'03.560	191,8	17:04'16.103
3	37.017	26.988	26.869	30.276	2'01.150	190,1	17:06'17.253
4	37.310	26.722	26.865	30.476	2'01.373	191,5	17:08'18.626
5	37.205	26.600	26.687	30.042	2'00.534	191,2	17:10'19.160
6	37.544	26.855	28.930	35.060	2'08.389P	190,8	17:12'27.549
7	1'54.100	29.120	30.539	30.872	3'24.631P	185,9	17:15'52.180
8	37.538	26.604	27.177	30.073	2'01.392	190,5	17:17'53.572
9	37.116	26.309	26.705	30.002	2'00.132	191,2	17:19'53.704
10	37.441	26.348	26.819	30.011	2'00.619	189,8	17:21'54.323
11	37.006	26.521	26.730	30.152	2'00.409	186,9	17:23'54.732
12	37.006	26.529	26.654	29.985	2'00.174	190,1	17:25'54.906
13	36.860	26.406	26.686	29.981	1'59.933	191,5	17:27'54.839
14	37.085	27.023	26.999	29.960	2'01.067	191,2	17:29'55.906
15	37.038	26.428	26.909	30.154	2'00.529	190,8	17:31'56.435

40° 70 H. GIRARDET (2'00.884)							
Lap	Seg.1	Seg.2	Seg.3	Seg.4	Lap Time	km/h	Local Time
1							17:00'07.470
2	57.945	28.153	28.428	31.037	2'25.563P	176,5	17:02'33.033
3	39.415	27.168	26.932	30.168	2'03.683	177,3	17:04'36.716
4	38.581	26.973	26.696	29.935	2'02.185	175,9	17:06'38.901
5	38.332	26.814	26.609	32.539	2'04.294	176,5	17:08'43.195
6	38.495	26.771	26.612	30.304	2'02.182	176,2	17:10'45.377
7	38.095	28.025	26.714	30.363	2'03.197	176,2	17:12'48.574
8	38.356	27.799	26.830	30.327	2'03.312	175,0	17:14'51.886
9	38.382	26.784	26.722	33.032	2'04.920P	175,6	17:16'56.806
10	1'03.915	27.402	26.743	30.296	2'28.356P	176,5	17:19'25.162
11	38.218	26.529	26.519	31.725	2'02.991	175,9	17:21'28.153
12	38.208	26.690	26.562	29.969	2'01.429	175,0	17:23'29.582
13	38.254	27.865	26.464	29.902	2'02.485	175,9	17:25'32.067
14	37.949	26.551	26.347	30.037	2'00.884	176,2	17:27'32.951
15	38.031	27.331	26.346	33.717	2'05.425P	175,6	17:29'38.376

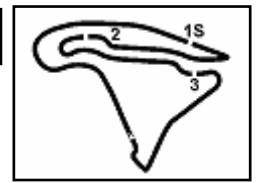
41° 15 G. VAN STRAALLEN							
Lap	Seg.1	Seg.2	Seg.3	Seg.4	Lap Time	km/h	Local Time
1		27.159	26.812	30.439		188,2	17:02'05.426
2	37.215	26.480	26.364	33.529	2'03.588P	191,8	17:04'09.014
3	2'42.740	26.911	27.862	33.192	4'10.705P	187,2	17:08'19.719
4					3'08.910CP		17:11'28.629

28/09/2018 P = Pits In/Out - C = Lap Time Cancelled

These data/results cannot be reproduced, stored and/or transmitted in whole or in part by any manner of electronic, mechanical, photocopying, recording, broadcasting or otherwise now known or herein after developed without the previous express consent by the copyright owner, except for reproduction in daily press and regular printed publications on sale to the public within 60 days of the event related to those data/results and always provided that copyright symbol appears together as follows below.

© DORNA WSBK ORGANIZATION Srl 2018

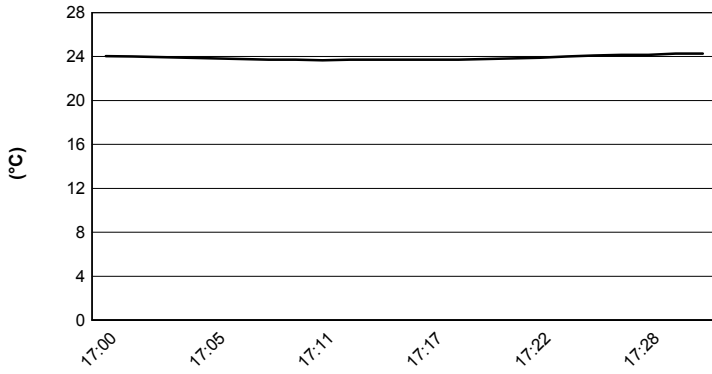




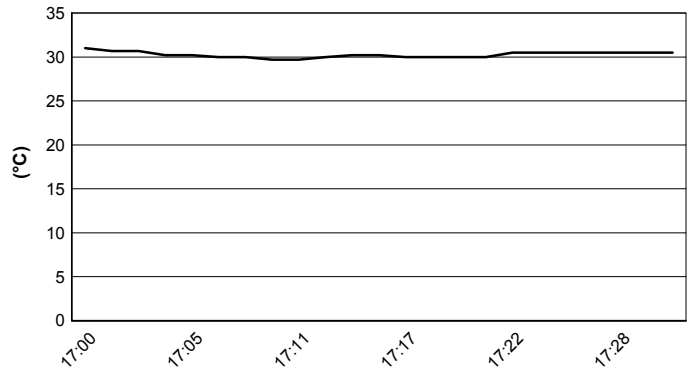
Magny-Cours 4.411 m

ACERBIS French Round, 28 - 30 September 2018
World Supersport 300 - Weather Report Free Practice 2nd Session
 Session started 17:00 - Session ended 17:32

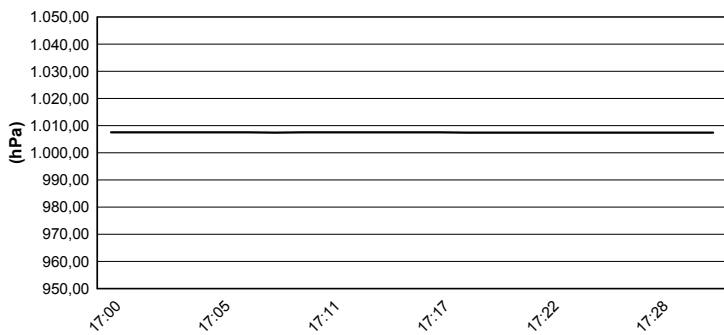
Air Temperature



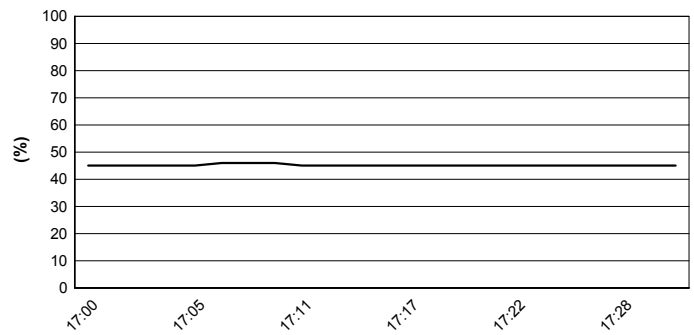
Track Temperature



Air Pressure



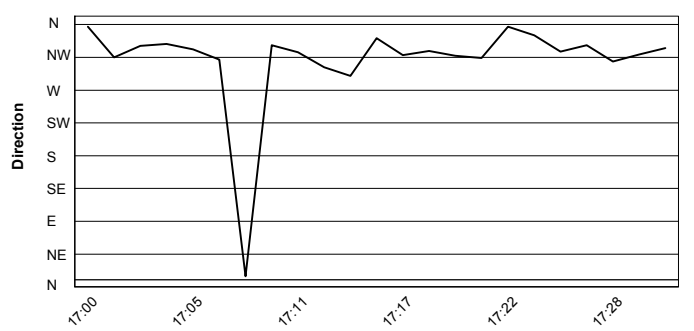
Humidity



Wind Speed



Wind Direction



28/09/2018

These data/results cannot be reproduced, stored and/or transmitted in whole or in part by any manner of electronic, mechanical, photocopying, recording, broadcasting or otherwise now known or herein after developed without the previous express consent by the copyright owner, except for reproduction in daily press and regular printed publications on sale to the public within 60 days of the event related to those data/results and always provided that copyright symbol appears together as follows below.

© DORNA WSBK ORGANIZATION Srl 2018



Official Fuel Supplier

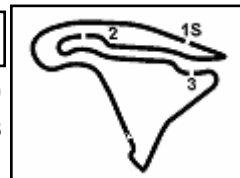


FICR PERUGIA TIMING

Official Tyre Supplier



Official Timekeeper



Magny-Cours 4.411 m

ACERBIS French Round, 28 - 30 September 2018
World Supersport 300 - Superpoles Entry List
Superpole 1

FPs Pos	No. Rider	Nat	Team	Bike	Time
11	19 L. BERNARDI	ITA	Team Trasimeno	Yamaha YZF-R3	1'55.529
12	22 N. KALININ	UKR	GP Project Team	Kawasaki Ninja 400	1'55.804
13	33 D. VALLE	ESP	BCD Yamaha MS Racing	Yamaha YZF-R3	1'55.847
14	93 W.KHAN	NED	Nutec - Benjan - Kawasaki	Kawasaki Ninja 400	1'55.866
15	72 V. STEEMAN	NED	KTM Fortron Junior Team	KTM RC 390 R	1'55.966
16	43 L. GRUNWALD	GER	Freudenberg KTM WorldSSP Team	KTM RC 390 R	1'55.988
17	64 H. DE CANCELLIS	FRA	Team Toth - Yart	Yamaha YZF-R3	1'56.059
18	69 M.HERRERA	ESP	BCD Yamaha MS Racing	Yamaha YZF-R3	1'56.093
19	54 F. FULIGNI	ITA	GRT Yamaha WorldSSP300 Team	Yamaha YZF-R3	1'56.119
20	2 A. CARRASCO	ESP	DS Junior Team	Kawasaki Ninja 400	1'56.139
21	15 G. VAN STRAALEN	NED	KTM Fortron Racing Team	KTM RC 390 R	1'56.403
22	30 D. BLIN	POL	Team Toth - Yart	Yamaha YZF-R3	1'56.473
23	75 M. ROCCA	ITA	Team GoEleven Kawasaki	Kawasaki Ninja 400	1'56.484
24	12 A. RUSMIPUTRO	INA	Pertamina Almeria BCD by MS Racing	Yamaha YZF-R3	1'56.493
25	41 J. JÄHNIG	GER	Freudenberg KTM Junior Team	KTM RC 390 R	1'56.657
26	27 F. ROVELLI	ITA	Kawasaki ParkinGO Team	Kawasaki Ninja 400	1'57.121
27	23 A. DUMAS	CAN	KTM Orange Brigade/JP43 Training	KTM RC 390 R	1'57.276
28	13 D. IOZZO	RSA	Racedays	Honda CBR500R	1'57.300
29	78 J. FORAY	FRA	ETG Racing	Kawasaki Ninja 400	1'57.301
30	58 T. FINOCCHIARO	GBR	Scuderia Maranga Racing	Honda CBR500R	1'57.537
31	7 N. SETTIMO	ITA	Scuderia Maranga Racing	Honda CBR500R	1'57.552
32	61 B. SOFUOGLU	TUR	Team Trasimeno	Yamaha YZF-R3	1'57.745
33	91 G. MORA	ITA	TERRA E MOTO	Yamaha YZF-R3	1'58.078
34	97 M. KAPPLER	GER	Freudenberg KTM WorldSSP Team	KTM RC 390 R	1'58.123
35	5 R. VOS	NED	KTM Fortron Racing Team	KTM RC 390 R	1'58.224
36	99 P. GRASSIA	ITA	BIBLION YAMAHA MOTOXRACING	Yamaha YZF-R3	1'58.229
37	44 S. LOCHOFF	RSA	Samurai Racing	Yamaha YZF-R3	1'58.425
38	28 D. KOOPMAN	NED	GRT Yamaha WorldSSP300 Team	Yamaha YZF-R3	1'59.080
39	79 T. ALONSO	POR	Samurai Racing	Yamaha YZF-R3	1'59.096
40	9 S. NAUD	FRA	Moto Team	Kawasaki Ninja 400	1'59.933
41	70 H. GIRARDET	FRA	Team B2G	Kawasaki Ninja 400	2'00.884

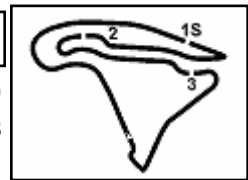
Superpole 2

FPs Pos	No. Rider	Nat	Team	Bike	Time
1	14 E. DE LA VEGA	FRA	GP Project Team	Kawasaki Ninja 400	1'54.224
2	8 M. PEREZ	ESP	Kawasaki ParkinGO Team	Kawasaki Ninja 400	1'54.401
3	6 R. SCHOTMAN	NED	Motoport Kawasaki	Kawasaki Ninja 400	1'54.952
4	95 S. DEROUÉ	NED	Motoport Kawasaki	Kawasaki Ninja 400	1'54.988
5	81 M. GONZALEZ	ESP	BCD Pertamina Junior Team by MS Racing	Yamaha YZF-R3	1'55.132
6	71 T. EDWARDS	AUS	Nutec - Benjan - Kawasaki	Kawasaki Ninja 400	1'55.275
7	25 A. VERDOÍA	FRA	Samurai-YART Racing	Yamaha YZF-R3	1'55.283
8	21 B. SANCHEZ	ESP	ETG Racing	Kawasaki Ninja 400	1'55.326
9	55 G. HENDRA PRATAMA	INA	BIBLION YAMAHA MOTOXRACING	Yamaha YZF-R3	1'55.354
10	20 D. LOUREIRO	RSA	DS Junior Team	Kawasaki Ninja 400	1'55.366
*					
*					

These data/results cannot be reproduced, stored and/or transmitted in whole or in part by any manner of electronic, mechanical, photocopying, recording, broadcasting or otherwise now known or herein after developed without the previous express consent by the copyright owner, except for reproduction in daily press and regular printed publications on sale to the public within 60 days of the event related to those data/results and always provided that copyright symbol appears together as follows below.

© DORNA WSBK ORGANIZATION Srl 2018





Magny-Cours 4.411 m

ACERBIS French Round, 28 - 30 September 2018

World Supersport 300 - Superpoles Entry List

* These positions are assigned to the 1st and 2nd rider classified in Superpole 1

28/09/2018 1:

These data/results cannot be reproduced, stored and/or transmitted in whole or in part by any manner of electronic, mechanical, photocopying, recording, broadcasting or otherwise now known or herein after developed without the previous express consent by the copyright owner, except for reproduction in daily press and regular printed publications on sale to the public within 60 days of the event related to those data/results and always provided that copyright symbol appears together as follows below.

© DORNA WSBK ORGANIZATION Srl 2018



Official Fuel Supplier

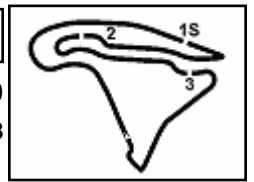


FKR PERUGIA TIMING

Official Tyre Supplier



Official Timekeeper



Magny-Cours 4.411 m

ACERBIS French Round, 28 - 30 September 2018

World Supersport 300 - Best Laps & Speeds

1 / 2

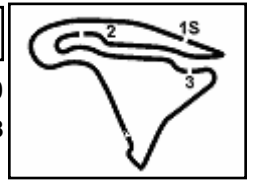
No.	Rider Bike	Nat	Best Lap		FP1		FP2												
			LL	SPD	LL	SPD	LL	SPD											
1	14 E. DE LA VEGA Kawasaki Ninja 400	FRA	1'54.224 28 203,3		1'55.419 14 196,0		1'54.224 14 203,3												
2	8 M. PEREZ Kawasaki Ninja 400	ESP	1'54.401 25 204,1		1'55.510 13 204,1		1'54.401 12 203,0												
3	6 R. SCHOTMAN Kawasaki Ninja 400	NED	1'54.952 24 206,1		1'54.957 12 196,7		1'54.952 12 206,1												
4	95 S. DEROUE Kawasaki Ninja 400	NED	1'54.988 26 207,2		1'54.988 14 198,9		1'55.218 12 207,2												
5	81 M. GONZALEZ Yamaha YZF-R3	ESP	1'55.132 20 200,7		1'55.132 14 197,4		1'55.407 6 200,7												
6	71 T. EDWARDS Kawasaki Ninja 400	AUS	1'55.275 23 202,6		1'55.275 11 200,3		1'55.675 12 202,6												
7	25 A. VERDOIA Yamaha YZF-R3	FRA	1'55.283 26 197,8		1'55.618 12 192,8		1'55.283 14 197,8												
8	21 B. SANCHEZ Kawasaki Ninja 400	ESP	1'55.326 26 202,6		1'56.735 12 200,7		1'55.326 14 202,6												
9	55 G. HENDRA PRATAMA Yamaha YZF-R3	INA	1'55.354 27 201,1		1'56.515 13 196,7		1'55.354 14 201,1												
10	20 D. LOUREIRO Kawasaki Ninja 400	RSA	1'55.366 23 201,1		1'55.366 13 201,1		1'55.775 10 198,1												
11	19 L. BERNARDI Yamaha YZF-R3	ITA	1'55.529 26 196,3		1'56.445 13 194,9		1'55.529 13 196,3												
12	22 N. KALININ Kawasaki Ninja 400	UKR	1'55.804 26 202,6		1'56.517 13 198,1		1'55.804 13 202,6												
13	33 D. VALLE Yamaha YZF-R3	ESP	1'55.847 28 201,8		1'56.082 14 200,0		1'55.847 14 201,8												
14	93 W. KHAN Kawasaki Ninja 400	NED	1'55.866 24 203,0		1'56.084 12 199,6		1'55.866 12 203,0												
15	72 V. STEEMAN KTM RC 390 R	NED	1'55.966 23 198,9		1'56.032 11 196,3		1'55.966 12 198,9												
16	43 L. GRUNWALD KTM RC 390 R	GER	1'55.988 24 197,8		1'56.620 12 196,0		1'55.988 12 197,8												
17	64 H. DE CANCELLIS Yamaha YZF-R3	FRA	1'56.059 28 200,3		1'56.059 14 194,2		1'56.574 14 200,3												
18	69 M. HERRERA Yamaha YZF-R3	ESP	1'56.093 26 202,2		1'57.738 11 193,9		1'56.093 15 202,2												
19	54 F. FULIGNI Yamaha YZF-R3	ITA	1'56.119 28 197,8		1'58.778 14 194,6		1'56.119 14 197,8												
20	2 A. CARRASCO Kawasaki Ninja 400	ESP	1'56.139 24 202,2		1'56.139 13 202,2		1'56.421 11 202,2												
21	15 G. VAN STRAALLEN KTM RC 390 R	NED	1'56.403 13 197,4		1'56.403 13 197,4														
22	30 D. BLIN Yamaha YZF-R3	POL	1'56.473 25 200,3		1'56.965 12 192,8		1'56.473 13 200,3												
23	75 M. ROCCA Kawasaki Ninja 400	ITA	1'56.484 26 193,2		1'57.508 11 190,8		1'56.484 15 193,2												
24	12 A. RUSMIPUTRO Yamaha YZF-R3	INA	1'56.493 30 199,6		1'56.493 14 197,0		1'56.663 16 199,6												
25	41 J. JÄHNIG KTM RC 390 R	GER	1'56.657 25 199,6		1'57.095 13 195,6		1'56.657 12 199,6												

28/09/2018

These data/results cannot be reproduced, stored and/or transmitted in whole or in part by any manner of electronic, mechanical, photocopying, recording, broadcasting or otherwise now known or herein after developed without the previous express consent by the copyright owner, except for reproduction in daily press and regular printed publications on sale to the public within 60 days of the event related to those data/results and always provided that copyright symbol appears together as follows below.

© DORNA WSBK ORGANIZATION Srl 2018





Magny-Cours 4.411 m

ACERBIS French Round, 28 - 30 September 2018

World Supersport 300 - Best Laps & Speeds

2 / 2

No.	Rider Bike	Nat	Best Lap		FP1		FP2							
			LL	SPD	LL	SPD	LL	SPD						
26	27 F. ROVELLI Kawasaki Ninja 400	ITA	1'57.121 20 200,7		1'59.136 11 193,9		1'57.121 9 200,7							
27	23 A. DUMAS KTM RC 390 R	CAN	1'57.276 29 197,0		1'58.398 14 197,0		1'57.276 15 197,0							
28	13 D. IOZZO Honda CBR500R	RSA	1'57.300 27 198,9		1'59.205 13 187,5		1'57.300 14 198,9							
29	78 J. FORAY Kawasaki Ninja 400	FRA	1'57.301 28 200,3		1'57.301 14 194,9		1'58.755 14 200,3							
30	58 T. FINOCCHIARO Honda CBR500R	GBR	1'57.537 28 196,3		1'59.616 13 193,5		1'57.537 15 196,3							
31	7 N. SETTIMO Honda CBR500R	ITA	1'57.552 29 196,3		1'58.126 14 196,3		1'57.552 15 196,0							
32	61 B. SOFUOGLU Yamaha YZF-R3	TUR	1'57.745 12 196,0		2'01.001 5 183,3		1'57.745 7 196,0							
33	91 G. MORA Yamaha YZF-R3	ITA	1'58.078 26 198,1		1'59.845 13 190,1		1'58.078 13 198,1							
34	97 M. KAPPLER KTM RC 390 R	GER	1'58.123 24 197,4		1'59.105 12 192,8		1'58.123 12 197,4							
35	5 R. VOS KTM RC 390 R	NED	1'58.224 28 198,5		1'59.660 14 192,8		1'58.224 14 198,5							
36	99 P. GRASSIA Yamaha YZF-R3	ITA	1'58.229 20 196,3		1'58.229 7 190,8		1'58.262 13 196,3							
37	44 S. LOCHOFF Yamaha YZF-R3	RSA	1'58.425 28 196,3		2'01.039 14 196,3		1'58.425 14 196,3							
38	28 D. KOOPMAN Yamaha YZF-R3	NED	1'59.080 26 195,3		2'00.058 12 189,1		1'59.080 14 195,3							
39	79 T. ALONSO Yamaha YZF-R3	POR	1'59.096 28 196,0		2'00.432 14 191,8		1'59.096 14 196,0							
40	9 S. NAUD Kawasaki Ninja 400	FRA	1'59.933 24 191,8		2'01.671 10 175,3		1'59.933 14 191,8							
41	70 H. GIRARDET Kawasaki Ninja 400	FRA	2'00.884 14 177,3				2'00.884 14 177,3							

28/09/2018

These data/results cannot be reproduced, stored and/or transmitted in whole or in part by any manner of electronic, mechanical, photocopying, recording, broadcasting or otherwise now known or herein after developed without the previous express consent by the copyright owner, except for reproduction in daily press and regular printed publications on sale to the public within 60 days of the event related to those data/results and always provided that copyright symbol appears together as follows below.

© DORNA WSBK ORGANIZATION Srl 2018

