

## ACERBIS French Round, 28 - 30 September 2018

### World Supersport 300 - Results Superpole 1

No.	Rider	Nat	Team	Bike	Time	Gap	Rel.	Laps	Speed	
									Avg	Max
1*	33 D. VALLE	ESP	BCD Yamaha MS Racing	Yamaha YZF-R3	<b>1'54.668</b>			7	138,483	<b>201,5</b>
2*	93 W. KHAN	NED	Nutec - Benjan - Kawasaki	Kawasaki Ninja 400	<b>1'54.674</b>	0.006	0.006	7	138,476	<b>200,4</b>
3	41 J. JÄHNIG	GER	Freudenberg KTM Junior Team	KTM RC 390 R	<b>1'54.766</b>	0.098	0.092	7	138,365	<b>201,5</b>
4	43 L. GRUNWALD	GER	Freudenberg KTM WorldSSP Team	KTM RC 390 R	<b>1'54.930</b>	0.262	0.164	7	138,168	<b>197,1</b>
5	99 P. GRASSIA	ITA	BIBLION YAMAHA MOTOXRACING	Yamaha YZF-R3	<b>1'54.951</b>	0.283	0.021	7	138,142	<b>198,9</b>
6	15 G. VAN STRAALEN	NED	KTM Fortron Racing Team	KTM RC 390 R	<b>1'55.175</b>	0.507	0.224	7	137,874	<b>199,6</b>
7	69 M. HERRERA	ESP	BCD Yamaha MS Racing	Yamaha YZF-R3	<b>1'55.389</b>	0.721	0.214	7	137,618	<b>196,4</b>
8	19 L. BERNARDI	ITA	Team Trasimeno	Yamaha YZF-R3	<b>1'55.461</b>	0.793	0.072	7	137,532	<b>194,9</b>
9	12 A. RUSMIPUTRO	INA	Pertamina Almeria BCD by MS Racing	Yamaha YZF-R3	<b>1'55.543</b>	0.875	0.082	6	137,435	<b>196,7</b>
10	64 H. DE CANCELLIS	FRA	Team Toth - Yart	Yamaha YZF-R3	<b>1'55.741</b>	1.073	0.198	7	137,199	<b>202,2</b>
11	22 N. KALININ	UKR	GP Project Team	Kawasaki Ninja 400	<b>1'55.983</b>	1.315	0.242	7	136,913	<b>200,7</b>
12	72 V. STEEMAN	NED	KTM Fortron Junior Team	KTM RC 390 R	<b>1'56.001</b>	1.333	0.018	7	136,892	<b>199,3</b>
13	75 M. ROCCA	ITA	Team GoEleven Kawasaki	Kawasaki Ninja 400	<b>1'56.079</b>	1.411	0.078	7	136,800	<b>194,6</b>
14	27 F. ROVELLI	ITA	Kawasaki ParkinGO Team	Kawasaki Ninja 400	<b>1'56.209</b>	1.541	0.130	7	136,647	<b>196,0</b>
15	2 A. CARRASCO	ESP	DS Junior Team	Kawasaki Ninja 400	<b>1'56.243</b>	1.575	0.034	7	136,607	<b>203,0</b>
16	78 J. FORAY	FRA	ETG Racing	Kawasaki Ninja 400	<b>1'56.347</b>	1.679	0.104	7	136,485	<b>197,1</b>
17	30 D. BLIN	POL	Team Toth - Yart	Yamaha YZF-R3	<b>1'56.409</b>	1.741	0.062	8	136,412	<b>195,3</b>
18	23 A. DUMAS	CAN	KTM Orange Brigade/JP43 Training	KTM RC 390 R	<b>1'56.560</b>	1.892	0.151	7	136,235	<b>197,8</b>
19	91 G. MORA	ITA	TERRA E MOTO	Yamaha YZF-R3	<b>1'56.661</b>	1.993	0.101	7	136,117	<b>200,0</b>
20	54 F. FULIGNI	ITA	GRT Yamaha WorldSSP300 Team	Yamaha YZF-R3	<b>1'56.796</b>	2.128	0.135	7	135,960	<b>196,7</b>
21	44 S. LOCHOFF	RSA	Samurai Racing	Yamaha YZF-R3	<b>1'57.102</b>	2.434	0.306	7	135,605	<b>195,3</b>
22	13 D. IOZZO	RSA	Racedays	Honda CBR500R	<b>1'57.310</b>	2.642	0.208	7	135,364	<b>193,5</b>
23	7 N. SETTIMO	ITA	Scuderia Maranga Racing	Honda CBR500R	<b>1'57.455</b>	2.787	0.145	7	135,197	<b>189,8</b>
24	97 M. KAPPLER	GER	Freudenberg KTM WorldSSP Team	KTM RC 390 R	<b>1'57.565</b>	2.897	0.110	7	135,071	<b>193,9</b>
25	28 D. KOOPMAN	NED	GRT Yamaha WorldSSP300 Team	Yamaha YZF-R3	<b>1'57.865</b>	3.197	0.300	7	134,727	<b>195,7</b>
26	79 T. ALONSO	POR	Samurai Racing	Yamaha YZF-R3	<b>1'57.993</b>	3.325	0.128	7	134,581	<b>190,5</b>
27	9 S. NAUD	FRA	Moto Team	Kawasaki Ninja 400	<b>1'58.783</b>	4.115	0.790	7	133,686	<b>196,4</b>
28	5 R. VOS	NED	KTM Fortron Racing Team	KTM RC 390 R	<b>1'58.897</b>	4.229	0.114	3	133,558	<b>194,2</b>
29	58 T. FINOCCHIARO	GBR	Scuderia Maranga Racing	Honda CBR500R	<b>1'59.542</b>	4.874	0.645	6	132,837	<b>188,8</b>
30	70 H. GIRARDET	FRA	Team B2G	Kawasaki Ninja 400	<b>2'00.280</b>	5.612	0.738	7	132,022	<b>186,2</b>
31	61 B. SOFUOGLU	TUR	Team Trasimeno	Yamaha YZF-R3				0		

\* Qualified to Superpole 2

AIR	Humidity:	61%	Temp:	15°C
TRACK	Condition:	Dry	Temp:	23°C

Records	Pole (SP2)	2017 A.Muel	2'16.866	116,020	Km/h
	Race (RC)	2017 D.Valle	1'56.992	135,730	Km/h
	Circuit (FP2)	2018 E.De La Vega	1'54.224	139,020	Km/h

Start 29/09/2018 11:30 End 11:47 The results are provisional until the end of the time limit for protests and appeals and the completion of the technical checks.

These data/results cannot be reproduced, stored and/or transmitted in whole or in part by any manner of electronic, mechanical, photocopying, recording, broadcasting or otherwise now known or herein after developed without the previous express consent by the copyright owner, except for reproduction in daily press and regular printed publications on sale to the public within 60 days of the event related to those data/results and always provided that copyright symbol appears together as follows below.

© DORNA WSBK ORGANIZATION Srl 2018



Official Fuel Supplier

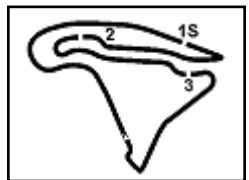


PIRELLI PERUGIA TIMING

Official Tyre Supplier



Official Timekeeper



## ACERBIS French Round, 28 - 30 September 2018

### World Supersport 300 - Results Superpole 1

#### Session Highlights

Local Time	No. Rider	Description
11.30.00		Start
11.37.09	93 W. KHAN	Lap Cancelled (1'56.667) - Exceeded Track Limits - Turn 17
11.40.30	5 R. VOS	Technical Problem - Turn 15
11.41.04	97 M. KAPPLER	Current Lap Cancelled - Exceeded Track Limits - Turn 6
11.41.11	12 A. RUSMIPUTRO	Current Lap Cancelled - Exceeded Track Limits - Turn 1
11.41.15	43 L. GRUNWALD	Current Lap Cancelled - Exceeded Track Limits - Turn 1
11.42.43	7 N. SETTIMO	Current Lap Cancelled - Exceeded Track Limits - Turn 1
11.43.09	97 M. KAPPLER	Current Lap Cancelled - Exceeded Track Limits - Turn 6
11.43.10	64 H. DE CANCELLIS	Current Lap Cancelled - Exceeded Track Limits - Turn 1
11.43.38	27 F. ROVELLI	Current Lap Cancelled - Exceeded Track Limits - Turn 11
11.44.40	91 G. MORA	Current Lap Cancelled - Exceeded Track Limits - Turn 1
11.45.25	13 D. IOZZO	Current Lap Cancelled - Exceeded Track Limits - Turn 11
11.47.22		End Of Session

#### Fastest Laps Sequence

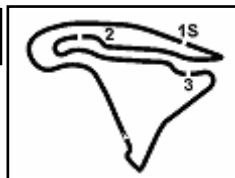
No. Rider	Nat	Team	Bike	Local Time	Time	Gap	Avg
2 A. CARRASCO	ESP	DS Junior Team	Kawasaki Ninja 400	11:34'01.858	<b>1'58.109</b>		134,449
27 F. ROVELLI	ITA	Kawasaki ParkinGO Team	Kawasaki Ninja 400	11:34'02.064	<b>1'57.666</b>	-0.443	134,955
23 A. DUMAS	CAN	KTM Orange Brigade/JP43 Training	KTM RC 390 R	11:34'02.406	<b>1'57.630</b>	-0.036	134,996
19 L. BERNARDI	ITA	Team Trasimeno	Yamaha YZF-R3	11:34'03.883	<b>1'56.407</b>	-1.223	136,414
33 D. VALLE	ESP	BCD Yamaha MS Racing	Yamaha YZF-R3	11:34'27.634	<b>1'55.154</b>	-1.253	137,899
41 J. JÄHNIG	GER	Freudenberg KTM Junior Team	KTM RC 390 R	11:40'15.057	<b>1'54.766</b>	-0.388	138,365
93 W. KHAN	NED	Nutec - Benjan - Kawasaki	Kawasaki Ninja 400	11:46'08.253	<b>1'54.674</b>	-0.092	138,476
33 D. VALLE	ESP	BCD Yamaha MS Racing	Yamaha YZF-R3	11:46'14.898	<b>1'54.668</b>	-0.006	138,483

Start 29/09/2018 11:30 End 11:47 The results are provisional until the end of the time limit for protests and appeals and the completion of the technical checks.

These data/results cannot be reproduced, stored and/or transmitted in whole or in part by any manner of electronic, mechanical, photocopying, recording, broadcasting or otherwise now known or herein after developed without the previous express consent by the copyright owner, except for reproduction in daily press and regular printed publications on sale to the public within 60 days of the event related to those data/results and always provided that copyright symbol appears together as follows below.

© DORNA WSBK ORGANIZATION Srl 2018





Magny-Cours 4.411 m

## ACERBIS French Round, 28 - 30 September 2018

### World Supersport 300 - Best Sectors & Speed Superpole 1

BEST LAP		
1	33 D. VALLE	Yamaha YZF-R3 1'54.668
2	93 W. KHAN	Kawasaki Ninja 400 1'54.674
3	41 J. JÄHNIG	KTM RC 390 R 1'54.766
4	43 L. GRUNWALD	KTM RC 390 R 1'54.930
5	99 P. GRASSIA	Yamaha YZF-R3 1'55.951
6	15 G. VAN STRAALLEN	KTM RC 390 R 1'55.175
7	69 M. HERRERA	Yamaha YZF-R3 1'55.389
8	19 L. BERNARDI	Yamaha YZF-R3 1'55.461
9	12 A. RUSMIPUTRO	Yamaha YZF-R3 1'55.543
10	64 H. DE CANCELLIS	Yamaha YZF-R3 1'55.741
11	22 N. KALININ	Kawasaki Ninja 400 1'55.983
12	72 V. STEEMAN	KTM RC 390 R 1'56.001
13	75 M. ROCCA	Kawasaki Ninja 400 1'56.079
14	27 F. ROVELLI	Kawasaki Ninja 400 1'56.209
15	2 A. CARRASCO	Kawasaki Ninja 400 1'56.243
16	78 J. FORAY	Kawasaki Ninja 400 1'56.347
17	30 D. BLIN	Yamaha YZF-R3 1'56.409
18	23 A. DUMAS	KTM RC 390 R 1'56.560
19	91 G. MORA	Yamaha YZF-R3 1'56.661
20	54 F. FULIGNI	Yamaha YZF-R3 1'56.796
21	44 S. LOCHOFF	Yamaha YZF-R3 1'57.102
22	13 D. IOZZO	Honda CBR500R 1'57.310
23	7 N. SETTIMO	Honda CBR500R 1'57.455
24	97 M. KAPPLER	KTM RC 390 R 1'57.565
25	28 D. KOOPMAN	Yamaha YZF-R3 1'57.865
26	79 T. ALONSO	Yamaha YZF-R3 1'57.993
27	9 S. NAUD	Kawasaki Ninja 400 1'58.783
28	5 R. VOS	KTM RC 390 R 1'58.897
29	58 T. FINOCCHIARO	Honda CBR500R 1'59.542
30	70 H. GIRARDET	Kawasaki Ninja 400 2'00.280
31	61 B. SOFUOGLU	Yamaha YZF-R3

SPEED		
1	2 A. CARRASCO	Kawasaki Ninja 400 203.0
2	64 H. DE CANCELLIS	Yamaha YZF-R3 202.2
3	33 D. VALLE	Yamaha YZF-R3 201.5
4	41 J. JÄHNIG	KTM RC 390 R 201.5
5	22 N. KALININ	Kawasaki Ninja 400 200.7
6	93 W. KHAN	Kawasaki Ninja 400 200.4
7	91 G. MORA	Yamaha YZF-R3 200.0
8	15 G. VAN STRAALLEN	KTM RC 390 R 199.6
9	72 V. STEEMAN	KTM RC 390 R 199.3
10	99 P. GRASSIA	Yamaha YZF-R3 198.9
11	23 A. DUMAS	KTM RC 390 R 197.8
12	43 L. GRUNWALD	KTM RC 390 R 197.1
13	78 J. FORAY	Kawasaki Ninja 400 197.1
14	54 F. FULIGNI	Yamaha YZF-R3 196.7
15	12 A. RUSMIPUTRO	Yamaha YZF-R3 196.7
16	9 S. NAUD	Kawasaki Ninja 400 196.4
17	69 M. HERRERA	Yamaha YZF-R3 196.4
18	27 F. ROVELLI	Kawasaki Ninja 400 196.0
19	28 D. KOOPMAN	Yamaha YZF-R3 195.7
20	30 D. BLIN	Yamaha YZF-R3 195.3
21	44 S. LOCHOFF	Yamaha YZF-R3 195.3
22	19 L. BERNARDI	Yamaha YZF-R3 194.9
23	75 M. ROCCA	Kawasaki Ninja 400 194.6
24	5 R. VOS	KTM RC 390 R 194.2
25	97 M. KAPPLER	KTM RC 390 R 193.9
26	13 D. IOZZO	Honda CBR500R 193.5
27	79 T. ALONSO	Yamaha YZF-R3 190.5
28	7 N. SETTIMO	Honda CBR500R 189.8
29	58 T. FINOCCHIARO	Honda CBR500R 188.8
30	70 H. GIRARDET	Kawasaki Ninja 400 186.2

SEG. 1			SEG. 2			SEG. 3			SEG. 4		
1	93 W. KHAN	35.240	1	93 W. KHAN	25.201	1	15 G. VAN STRAALLEN	25.115	1	43 L. GRUNWALD	28.435
2	12 A. RUSMIPUTRO	35.321	2	19 L. BERNARDI	25.273	2	43 L. GRUNWALD	25.127	2	19 L. BERNARDI	28.500
3	72 V. STEEMAN	35.333	3	41 J. JÄHNIG	25.291	3	99 P. GRASSIA	25.132	3	64 H. DE CANCELLIS	28.510
4	41 J. JÄHNIG	35.356	4	69 M. HERRERA	25.294	4	33 D. VALLE	25.157	4	69 M. HERRERA	28.558
5	33 D. VALLE	35.417	5	33 D. VALLE	25.310	5	41 J. JÄHNIG	25.198	5	30 D. BLIN	28.595
6	15 G. VAN STRAALLEN	35.418	6	15 G. VAN STRAALLEN	25.342	6	69 M. HERRERA	25.359	6	99 P. GRASSIA	28.602
7	2 A. CARRASCO	35.438	7	43 L. GRUNWALD	25.352	7	93 W. KHAN	25.364	7	93 W. KHAN	28.621
8	22 N. KALININ	35.533	8	99 P. GRASSIA	25.445	8	12 A. RUSMIPUTRO	25.392	8	33 D. VALLE	28.674
9	69 M. HERRERA	35.584	9	30 D. BLIN	25.452	9	19 L. BERNARDI	25.404	9	12 A. RUSMIPUTRO	28.682
10	19 L. BERNARDI	35.617	10	75 M. ROCCA	25.477	10	72 V. STEEMAN	25.453	10	22 N. KALININ	28.691
11	64 H. DE CANCELLIS	35.681	11	22 N. KALININ	25.479	11	64 H. DE CANCELLIS	25.464	11	15 G. VAN STRAALLEN	28.711
12	99 P. GRASSIA	35.681	12	27 F. ROVELLI	25.497	12	2 A. CARRASCO	25.532	12	27 F. ROVELLI	28.766
13	78 J. FORAY	35.791	13	12 A. RUSMIPUTRO	25.617	13	27 F. ROVELLI	25.576	13	78 J. FORAY	28.774
14	23 A. DUMAS	35.832	14	78 J. FORAY	25.644	14	78 J. FORAY	25.649	14	91 G. MORA	28.781
15	43 L. GRUNWALD	35.898	15	72 V. STEEMAN	25.680	15	75 M. ROCCA	25.652	15	2 A. CARRASCO	28.784
16	27 F. ROVELLI	35.920	16	54 F. FULIGNI	25.690	16	22 N. KALININ	25.666	16	75 M. ROCCA	28.820
17	91 G. MORA	36.047	17	2 A. CARRASCO	25.692	17	54 F. FULIGNI	25.666	17	54 F. FULIGNI	28.881
18	54 F. FULIGNI	36.068	18	7 N. SETTIMO	25.692	18	44 S. LOCHOFF	25.706	18	41 J. JÄHNIG	28.921
19	75 M. ROCCA	36.080	19	64 H. DE CANCELLIS	25.718	19	30 D. BLIN	25.714	19	72 V. STEEMAN	28.936
20	13 D. IOZZO	36.189	20	13 D. IOZZO	25.781	20	23 A. DUMAS	25.788	20	23 A. DUMAS	29.073
21	30 D. BLIN	36.222	21	91 G. MORA	25.843	21	28 D. KOOPMAN	25.795	21	44 S. LOCHOFF	29.127
22	44 S. LOCHOFF	36.222	22	9 S. NAUD	25.865	22	79 T. ALONSO	25.814	22	7 N. SETTIMO	29.145
23	97 M. KAPPLER	36.282	23	23 A. DUMAS	25.867	23	91 G. MORA	25.868	23	13 D. IOZZO	29.147
24	7 N. SETTIMO	36.325	24	28 D. KOOPMAN	25.940	24	13 D. IOZZO	25.914	24	97 M. KAPPLER	29.185
25	5 R. VOS	36.437	25	97 M. KAPPLER	25.992	25	97 M. KAPPLER	25.957	25	28 D. KOOPMAN	29.250
26	9 S. NAUD	36.557	26	44 S. LOCHOFF	25.994	26	5 R. VOS	26.083	26	79 T. ALONSO	29.431
27	79 T. ALONSO	36.610	27	79 T. ALONSO	26.020	27	7 N. SETTIMO	26.089	27	9 S. NAUD	29.575
28	28 D. KOOPMAN	36.704	28	5 R. VOS	26.209	28	58 T. FINOCCHIARO	26.314	28	70 H. GIRARDET	29.764
29	58 T. FINOCCHIARO	36.797	29	58 T. FINOCCHIARO	26.260	29	9 S. NAUD	26.436	29	5 R. VOS	29.772
30	70 H. GIRARDET	37.673	30	70 H. GIRARDET	26.269	30	70 H. GIRARDET	26.547	30	58 T. FINOCCHIARO	29.880

29/09/2018

These data/results cannot be reproduced, stored and/or transmitted in whole or in part by any manner of electronic, mechanical, photocopying, recording, broadcasting or otherwise now known or herein after developed without the previous express consent by the copyright owner, except for reproduction in daily press and regular printed publications on sale to the public within 60 days of the event related to those data/results and always provided that copyright symbol appears together as follows below.

© DORNA WSBK ORGANIZATION Srl 2018



Official Fuel Supplier

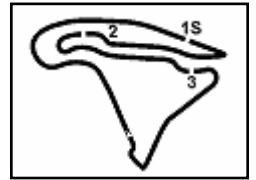


FICR PERUGIA TIMING

Official Tyre Supplier



Official Timekeeper



Magny-Cours 4.411 m

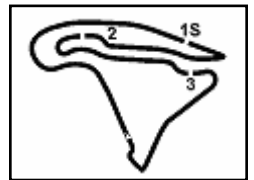
## ACERBIS French Round, 28 - 30 September 2018

### World Supersport 300 - Ideal Times Superpole 1

No.	Rider	Nat	Bike	Seg. 1	Seg. 2	Seg. 3	Seg. 4	Ideal Time		
				Diff. 1	Diff. 2	Diff. 3	Diff. 4	Best Lap	Pos.	Diff.
1	<b>93 W. KHAN</b>	NED	Kawasaki Ninja 400	<b>35.240</b>	<b>25.201</b>	25.364	28.621	<b>1'54.426</b>	3	0.248
2	<b>33 D. VALLE</b>	ESP	Yamaha YZF-R3	35.417	25.310	25.157	28.674	<b>1'54.558</b>	2	0.110
3	<b>15 G. VAN STRAALEN</b>	NED	KTM RC 390 R	35.418	25.342	<b>25.115</b>	28.711	<b>1'54.586</b>	7	0.589
4	<b>41 J. JÄHNIG</b>	GER	KTM RC 390 R	35.356	25.291	25.198	28.921	<b>1'54.766</b>	4	
5	<b>19 L. BERNARDI</b>	ITA	Yamaha YZF-R3	35.617	25.273	25.404	28.500	<b>1'54.794</b>	9	0.667
6	<b>69 M. HERRERA</b>	ESP	Yamaha YZF-R3	35.584	25.294	25.359	28.558	<b>1'54.795</b>	8	0.594
7	<b>43 L. GRUNWALD</b>	GER	KTM RC 390 R	35.898	25.352	25.127	<b>28.435</b>	<b>1'54.812</b>	5	0.118
8	<b>99 P. GRASSIA</b>	ITA	Yamaha YZF-R3	35.681	25.445	25.132	28.602	<b>1'54.860</b>	6	0.091
9	<b>12 A. RUSMIPUTRO</b>	INA	Yamaha YZF-R3	35.321	25.617	25.392	28.682	<b>1'55.012</b>	10	0.531
10	<b>22 N. KALININ</b>	UKR	Kawasaki Ninja 400	35.533	25.479	25.666	28.691	<b>1'55.369</b>	12	0.614
11	<b>64 H. DE CANCELLIS</b>	FRA	Yamaha YZF-R3	35.681	25.718	25.464	28.510	<b>1'55.373</b>	11	0.368
12	<b>72 V. STEEMAN</b>	NED	KTM RC 390 R	35.333	25.680	25.453	28.936	<b>1'55.402</b>	13	0.599
13	<b>2 A. CARRASCO</b>	ESP	Kawasaki Ninja 400	35.438	25.692	25.532	28.784	<b>1'55.446</b>	16	0.797
14	<b>27 F. ROVELLI</b>	ITA	Kawasaki Ninja 400	35.920	25.497	25.576	28.766	<b>1'55.759</b>	15	0.450
15	<b>78 J. FORAY</b>	FRA	Kawasaki Ninja 400	35.791	25.644	25.649	28.774	<b>1'55.858</b>	17	0.489
16	<b>30 D. BLIN</b>	POL	Yamaha YZF-R3	36.222	25.452	25.714	28.595	<b>1'55.983</b>	18	0.426
17	<b>75 M. ROCCA</b>	ITA	Kawasaki Ninja 400	36.080	25.477	25.652	28.820	<b>1'56.029</b>	14	0.050
18	<b>54 F. FULIGNI</b>	ITA	Yamaha YZF-R3	36.068	25.690	25.666	28.881	<b>1'56.305</b>	21	0.491
19	<b>91 G. MORA</b>	ITA	Yamaha YZF-R3	36.047	25.843	25.868	28.781	<b>1'56.539</b>	20	0.122
20	<b>23 A. DUMAS</b>	CAN	KTM RC 390 R	35.832	25.867	25.788	29.073	<b>1'56.560</b>	19	
21	<b>13 D. IOZZO</b>	RSA	Honda CBR500R	36.189	25.781	25.914	29.147	<b>1'57.031</b>	23	0.279
22	<b>44 S. LOCHOFF</b>	RSA	Yamaha YZF-R3	36.222	25.994	25.706	29.127	<b>1'57.049</b>	22	0.053
23	<b>7 N. SETTIMO</b>	ITA	Honda CBR500R	36.325	25.692	26.089	29.145	<b>1'57.251</b>	24	0.204
24	<b>97 M. KAPPLER</b>	GER	KTM RC 390 R	36.282	25.992	25.957	29.185	<b>1'57.416</b>	25	0.149
25	<b>28 D. KOOPMAN</b>	NED	Yamaha YZF-R3	36.704	25.940	25.795	29.250	<b>1'57.689</b>	26	0.176
26	<b>79 T. ALONSO</b>	POR	Yamaha YZF-R3	36.610	26.020	25.814	29.431	<b>1'57.875</b>	27	0.118
27	<b>9 S. NAUD</b>	FRA	Kawasaki Ninja 400	36.557	25.865	26.436	29.575	<b>1'58.433</b>	28	0.350
28	<b>5 R. VOS</b>	NED	KTM RC 390 R	36.437	26.209	26.083	29.772	<b>1'58.501</b>	29	0.396
29	<b>58 T. FINOCCHIARO</b>	GBR	Honda CBR500R	36.797	26.260	26.314	29.880	<b>1'59.251</b>	30	0.291
30	<b>70 H. GIRARDET</b>	FRA	Kawasaki Ninja 400	37.673	26.269	26.547	29.764	<b>2'00.253</b>	31	0.027
<b>Overall Ideal Time</b>				<b>35.240</b>	<b>25.201</b>	<b>25.115</b>	<b>28.435</b>	<b>1'53.991</b>		

29/09/2018  
 These data/results cannot be reproduced, stored and/or transmitted in whole or in part by any manner of electronic, mechanical, photocopying, recording, broadcasting or otherwise now known or herein after developed without the previous express consent by the copyright owner, except for reproduction in daily press and regular printed publications on sale to the public within 60 days of the event related to those data/results and always provided that copyright symbol appears together as follows below.  
 © DORNA WSBK ORGANIZATION Srl 2018





### ACERBIS French Round, 28 - 30 September 2018 World Supersport 300 - Chronological Analysis Superpole 1

Magny-Cours 4.411 m

1 / 3

1° 33 D. VALLE (1'54.668)							
Lap	Seg.1	Seg.2	Seg.3	Seg.4	Lap Time	km/h	Local Time
1		28.868	27.825	36.614	187,8	11:32'32.480	
2	35.839	25.351	<b>25.157</b>	28.807	1'55.154	196,4	11:34'27.634
3	35.566	25.394	25.525	28.682	1'55.167	<b>201,5</b>	11:36'22.801
4	41.852	28.364	25.536	28.918	2'04.670	174,2	11:38'27.471
5	35.632	25.535	25.981	29.985	1'57.133	196,4	11:40'24.604
6	35.418	<b>25.310</b>	25.382	<b>28.674</b>	1'54.784	199,6	11:42'19.388
7	35.893	30.129	25.998	28.822	2'00.842	196,4	11:44'20.230
8	<b>35.417</b>	25.316	25.234	28.701	<b>1'54.668</b>	195,3	11:46'14.898

7° 69 M. HERRERA (1'55.389)							
Lap	Seg.1	Seg.2	Seg.3	Seg.4	Lap Time	km/h	Local Time
1		29.164	28.540	35.795	192,2	11:32'33.476	
2	36.086	25.963	25.868	28.946	1'56.863	191,2	11:34'30.339
3	36.022	25.856	25.682	28.571	1'56.131	193,2	11:36'26.470
4	35.944	25.462	<b>25.359</b>	28.649	1'55.414	190,8	11:38'21.884
5	35.841	25.393	25.891	<b>28.558</b>	1'55.683	193,9	11:40'17.567
6	35.815	<b>25.294</b>	25.564	28.716	<b>1'55.389</b>	193,9	11:42'12.956
7	<b>35.584</b>	25.749	26.213	32.311	1'59.857	<b>196,4</b>	11:44'12.813
8	36.037	25.455	25.381	28.745	1'55.618	190,1	11:46'08.431

8° 19 L. BERNARDI (1'55.461)							
Lap	Seg.1	Seg.2	Seg.3	Seg.4	Lap Time	km/h	Local Time
1		26.895	26.720	29.416	182,7	11:32'07.476	
2	36.305	25.902	25.651	28.549	1'56.407	192,2	11:34'03.883
3	36.382	<b>25.273</b>	25.436	<b>28.500</b>	1'55.591	190,5	11:35'59.474
4	36.465	26.339	30.692	29.882	2'03.378	184,3	11:38'02.852
5	35.885	25.328	25.666	28.582	<b>1'55.461</b>	<b>194,9</b>	11:39'58.313
6	38.394	26.066	25.902	32.576	2'02.938	181,2	11:42'01.251
7	<b>35.617</b>	25.792	<b>25.404</b>	28.997	1'55.810	194,6	11:43'57.061
8	38.150	26.304	25.719	29.357	1'59.530	186,9	11:45'56.591

9° 12 A. RUSMIPUTRO (1'55.543)							
Lap	Seg.1	Seg.2	Seg.3	Seg.4	Lap Time	km/h	Local Time
1		29.007	28.830	45.015	184,9	11:32'31.447	
2	36.697	25.986	25.769	29.257	1'57.709	190,5	11:34'29.156
3	35.936	25.651	25.481	28.774	1'55.842	192,9	11:36'24.998
4	35.693	25.860	<b>25.392</b>	<b>28.682</b>	1'55.627	194,6	11:38'20.625
5	<b>35.321</b>	<b>25.617</b>	25.521	29.084	<b>1'55.543</b>	<b>196,7</b>	11:40'16.168
6	35.869	25.771	27.774	38.128	2'07.542CP	195,7	11:42'23.710
7	1'13.802	26.046	26.013	29.333	2'35.194P	185,6	11:44'58.904

10° 64 H. DE CANCELLIS (1'55.741)							
Lap	Seg.1	Seg.2	Seg.3	Seg.4	Lap Time	km/h	Local Time
1		36.179	28.292	36.226	145,9	11:32'30.333	
2	36.286	26.295	26.205	29.048	1'57.834	190,1	11:34'28.167
3	35.706	<b>25.718</b>	<b>25.464</b>	29.128	1'56.016	196,4	11:36'24.183
4	<b>35.681</b>	25.878	25.750	29.814	1'57.123	<b>202,2</b>	11:38'21.306
5	35.952	25.963	26.146	28.837	1'56.898	193,2	11:40'18.204
6	36.053	25.884	25.623	28.637	1'56.197	193,2	11:42'14.401
7	36.042	25.690	25.789	28.577	1'56.098C	190,1	11:44'10.499
8	35.696	25.815	25.720	<b>28.510</b>	<b>1'55.741</b>	193,2	11:46'06.240

11° 22 N. KALININ (1'55.983)							
Lap	Seg.1	Seg.2	Seg.3	Seg.4	Lap Time	km/h	Local Time
1		27.069	27.016	30.442	185,2	11:32'09.172	
2	36.393	25.726	<b>25.666</b>	29.343	1'57.128	191,5	11:34'06.300
3	36.523	25.776	26.189	29.727	1'58.215	194,2	11:36'04.515
4	35.704	<b>25.479</b>	25.975	28.904	1'56.062	198,9	11:38'00.577
5	36.765	30.679	25.769	29.064	2'02.277	189,8	11:40'02.854
6	<b>35.533</b>	25.976	25.783	<b>28.691</b>	<b>1'55.983</b>	<b>200,7</b>	11:41'58.837
7	36.496	29.495	26.171	28.864	2'01.026	189,1	11:43'59.863
8	35.557	26.278	26.061	28.992	1'56.888	200,0	11:45'56.751

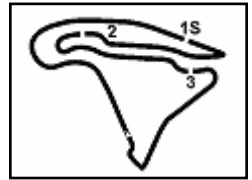
  

12° 72 V. STEEMAN (1'56.001)							
Lap	Seg.1	Seg.2	Seg.3	Seg.4	Lap Time	km/h	Local Time
1		28.346	30.810	29.378	179,1	11:32'14.045	
2	36.876	26.403	25.711	29.142	1'58.132	190,1	11:34'12.177
3	36.154	25.811	25.557	28.979	1'56.501	190,1	11:36'08.678
4	<b>35.333</b>	25.741	26.598	29.699	1'57.371	<b>199,3</b>	11:38'06.049
5	35.335	26.153	25.577	<b>28.936</b>	<b>1'56.001</b>	198,9	11:40'02.050

29/09/2018 P = Pits In/Out - C = Lap Time Cancelled

These data/results cannot be reproduced, stored and/or transmitted in whole or in part by any manner of electronic, mechanical, photocopying, recording, broadcasting or otherwise now known or herein after developed without the previous express consent by the copyright owner, except for reproduction in daily press and regular printed publications on sale to the public within 60 days of the event related to those data/results and always provided that copyright symbol appears together as follows below.

© DORNA WSBK ORGANIZATION Srl 2018

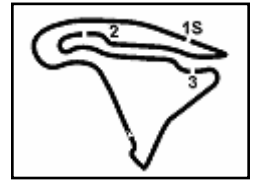


## ACERBIS French Round, 28 - 30 September 2018 World Supersport 300 - Chronological Analysis Superpole 1

Magny-Cours 4.411 m

2 / 3

Lap	Seg.1	Seg.2	Seg.3	Seg.4	Lap Time	km/h	Local Time							
<b>13° 75 M. ROCCA (1'56.079)</b>														
1		27.604	27.639	30.274		182,7	11:32'06.978							
2	36.960	26.324	26.302	29.437	1'59.023	190,1	11:34'06.001							
3	36.624	25.838	26.024	29.022	1'57.508	189,5	11:36'03.509							
4	36.470	26.021	26.086	29.359	1'57.936	189,5	11:38'01.445							
5	36.273	26.043	28.075	28.820	1'59.211	193,9	11:40'00.656							
6	<b>36.080</b>	<b>25.477</b>	25.687	28.835	<b>1'56.079</b>	<b>194,6</b>	11:41'56.735							
7	39.480	27.169	<b>25.652</b>	28.989	2'01.290	184,6	11:43'58.025							
8	36.341	26.085	25.775	29.150	1'57.351	189,1	11:45'55.376							
<b>19° 91 G. MORA (1'56.661)</b>														
1		27.288	26.887	29.844		185,6	11:32'04.909							
2	36.366	26.281	<b>25.868</b>	29.178	1'57.693	196,4	11:34'02.602							
3	36.138	<b>25.843</b>	25.899	<b>28.781</b>	<b>1'56.661</b>	192,9	11:35'59.263							
4	36.665	26.433	29.555	29.341	2'01.994	185,9	11:38'01.257							
5	36.369	25.985	25.974	29.054	1'57.382	193,2	11:39'58.639							
6	37.116	25.954	26.058	29.328	1'58.456	187,5	11:41'57.095							
7	41.344	26.093	25.958	28.993	2'02.388	190,5	11:43'59.483							
8	<b>36.047</b>	26.259	26.281	29.740	1'58.327C	<b>200,0</b>	11:45'57.810							
<b>14° 27 F. ROVELLI (1'56.209)</b>														
1		27.282	26.773	29.556		188,2	11:32'04.398							
2	36.826	25.775	26.125	28.940	1'57.666	<b>196,0</b>	11:34'02.064							
3	36.244	26.183	25.622	28.966	1'57.015	192,9	11:35'59.079							
4	37.951	26.141	30.531	29.653	2'04.276	177,3	11:38'03.355							
5	<b>35.920</b>	<b>25.497</b>	26.026	<b>28.766</b>	<b>1'56.209</b>	<b>196,0</b>	11:39'59.564							
6	36.189	25.868	25.821	32.391	2'00.269	192,9	11:41'59.833							
7	36.182	32.353			2'17.246C	193,5	11:44'17.079							
8	36.174	25.666	<b>25.576</b>	28.837	1'56.253	194,2	11:46'13.332							
<b>20° 54 F. FULIGNI (1'56.796)</b>														
1		26.898	27.178	30.735		183,1	11:32'09.363							
2	36.745	26.105	26.528	40.575	2'09.953	195,7	11:34'19.316							
3	37.311	26.301	26.100	33.198	2'02.910	182,1	11:36'22.226							
4	36.539	26.062	25.884	<b>28.881</b>	1'57.366	186,2	11:38'19.592							
5	<b>36.068</b>	25.968	25.731	29.029	<b>1'56.796</b>	193,2	11:40'16.388							
6	36.085	25.696	26.306	30.434	1'58.521	<b>196,7</b>	11:42'14.909							
7	36.219	<b>25.690</b>	<b>25.666</b>	29.575	1'57.150	191,5	11:44'12.059							
8	39.641	26.104	25.982	29.160	2'00.887	187,5	11:46'12.946							
<b>21° 44 S. LOCHOFF (1'57.102)</b>														
1		36.299	28.301	34.744		149,6	11:32'29.150							
2	37.154	27.147	25.978	29.629	1'59.908	190,8	11:34'29.058							
3	36.923	26.408	25.929	29.266	1'58.526	190,1	11:36'27.584							
4	36.535	26.476	25.963	<b>29.127</b>	1'58.101	194,2	11:38'25.685							
5	36.375	26.257	25.748	29.464	1'57.844	192,2	11:40'23.529							
6	36.424	26.169	25.727	29.301	1'57.621	191,2	11:42'21.150							
7	36.401	28.870	25.903	29.137	2'00.311	<b>195,3</b>	11:44'21.461							
8	<b>36.222</b>	<b>25.994</b>	<b>25.706</b>	29.180	<b>1'57.102</b>	193,9	11:46'18.563							
<b>22° 13 D. IOZZO (1'57.310)</b>														
1		27.150	26.904	29.823		185,6	11:32'08.991							
2	36.986	26.087	26.467	29.765	1'59.305	187,5	11:34'08.296							
3	36.774	26.204	26.296	29.533	1'58.807	185,2	11:36'07.103							
4	36.793	26.099	<b>25.914</b>	29.370	1'58.176	185,9	11:38'05.279							
5	<b>36.189</b>	26.205	26.240	29.453	1'58.087	<b>193,5</b>	11:40'03.366							
6	36.280	<b>25.781</b>	26.049	29.200	<b>1'57.310</b>	189,1	11:42'00.676							
7	36.304	26.267	25.978	<b>29.147</b>	1'57.696	188,8	11:43'58.372							
8	36.217	26.410	26.979	29.469	1'59.075C	192,5	11:45'57.447							
<b>23° 7 N. SETTIMO (1'57.455)</b>														
1		29.074	28.800	32.062		183,7	11:32'18.597							
2	37.479	26.463	27.349	29.948	2'01.239	182,4	11:34'19.836							
3	36.957	26.438	26.392	29.677	1'59.464	183,4	11:36'19.300							
4	38.896	28.553	26.297	29.331	2'03.077	149,8	11:38'22.377							
5	<b>36.325</b>	26.103	26.237	29.334	1'57.999	189,5	11:40'20.376							
6	36.361	<b>25.692</b>	26.158	29.244	<b>1'57.455</b>	<b>189,8</b>	11:42'17.831							
7	36.669	25.879	26.499	29.331	1'58.378C	188,2	11:44'16.209							
8	37.155	26.017	<b>26.089</b>	<b>29.145</b>	1'58.406	186,2	11:46'14.615							
<b>24° 97 M. KAPPLER (1'57.565)</b>														
1		27.177	26.684	29.842		198,2	11:32'04.776							
2	36.309	26.144	26.098	29.079	1'57.630	195,3	11:34'02.406							
<b>18° 23 A. DUMAS (1'56.560)</b>														
1		27.177	26.684	29.842		198,2	11:32'04.776							
2	36.309	26.144	26.098	29.079	1'57.630	195,3	11:34'02.406							
<b>16° 78 J. FORAY (1'56.347)</b>														
1		28.074	26.733	29.746		189,5	11:32'06.643							
2	37.004	26.054	25.957	29.017	1'58.032	186,9	11:34'04.675							
3	36.236	<b>25.644</b>	25.656	32.662	2'00.198	192,2	11:36'04.873							
4	<b>35.791</b>	25.701	25.914	29.388	1'56.794	<b>197,1</b>	11:38'01.667							
5	36.062	26.595	25.891	28.876	1'57.424	192,5	11:39'59.091							
6	36.588	25.794	26.162	34.188	2'02.732	187,8	11:42'01.823							
7	35.996	25.928	<b>25.649</b>	<b>28.774</b>	<b>1'56.347</b>	194,2	11:43'58.170							
8	36.074	26.118	25.735	29.044	1'56.971	196,0	11:45'55.141							
<b>17° 30 D. BLIN (1'56.409)</b>														
1		28.299	28.810	35.646	2'41.670P	190,1	11:32'32.989							
2	1'08.915													
3	36.721	25.951	26.113	29.002	1'57.787	192,9	11:34'30.776							
4	36.769	26.095	26.230	28.805	1'57.899	186,9	11:36'28.675							
5	<b>36.222</b>	26.286	26.682	28.707	1'57.897	191,5	11:38'26.572							
6	36.742	25.617	25.770	28.978	1'57.107	193,2	11:40'23.679							
7	36.403	<b>25.452</b>	<b>25.714</b>	28.840	<b>1'56.409</b>	<b>195,3</b>	11:42'20.088							
8	36.552	29.298	26.106	28.651	2'00.607	188,2	11:44'20.695							
9	36.548	25.592	25.862	<b>28.595</b>	1'56.597	187,8	11:46'17.292							
<b>13° 75 M. ROCCA (1'56.079)</b>														
1		27.604	27.639	30.274		182,7	11:32'06.978							
2	36.960	26.324	26.302	29.437	1'59.023	190,1	11:34'06.001							
3	36.624	25.838	26.024	29.022	1'57.508	189,5	11:36'03.509							
4	36.470	26.021	26.086	29.359	1'57.936	189,5	11:38'01.445							
5	36.273	26.043	28.075	28.820	1'59.211	193,9	11:40'00.656							
6	<b>36.080</b>	<b>25.477</b>	25.687	28.835	<b>1'56.079</b>	<b>194,6</b>	11:41'56.735							
7	39.480	27.169	<b>25.652</b>	28.989	2'01.290	184,6	11:43'58.025							
8	36.341	26.085	25.775	29.150	1'57.351	189,1	11:45'55.376							
<b>19° 91 G. MORA (1'56.661)</b>														
1		27.288	26.887	29.844		185,6	11:32'04.909							
2	36.366	26.281	<b>25.868</b>	29.178	1'57.693	196,4	11:34'02.602							
3	36.138	<b>25.843</b>	25.899	<b>28.781</b>	<b>1'56.661</b>	192,9	11:35'59.263							
4	36.665	26.433	29.555	29.341	2'01.994	185,9	11:38'01.257							
5	36.369	25.985	25.974	29.054	1'57.382	193,2	11:39'58.639							
6	37.116	25.954	26.058	29.328	1'58.456	187,5	11:41'57.095							
7	41.344	26.093	25.958	28.993										



Magny-Cours 4.411 m

## ACERBIS French Round, 28 - 30 September 2018

### World Supersport 300 - Chronological Analysis Superpole 1

1	27.804	27.800	30.255	189,1	11:32'08.786	4	37.906	26.311	26.622	33.011	2'03.850P	183,7	11:37'07.368		
2	37.278	26.490	26.579	29.544	1'59.891	<b>193,9</b>	11:34'08.677	5	1'02.041	26.595	26.870	30.175	2'25.681P	183,1	11:39'33.049
3	36.763	26.171	26.287	29.446	1'58.667	191,2	11:36'07.344	6	37.730	27.204	26.740	30.700	2'02.374	<b>186,2</b>	11:41'35.423
4	36.568	26.666	26.357	29.443	1'59.034	192,2	11:38'06.378	7	37.777	26.505	26.603	<b>29.764</b>	2'00.649	185,2	11:43'36.072
5	<b>36.282</b>	26.141	<b>25.957</b>	<b>29.185</b>	<b>1'57.565</b>	191,8	11:40'03.943	8	<b>37.673</b>	<b>26.269</b>	<b>26.547</b>	29.791	<b>2'00.280</b>	185,6	11:45'36.352
6	36.759	27.152	27.457	31.968	2'03.336C	189,1	11:42'07.279								
7	37.355	27.664	27.033	29.730	2'01.782C	185,9	11:44'09.061								
8	36.877	<b>25.992</b>	26.177	29.347	1'58.393	190,5	11:46'07.454								

25° 28 D. KOOPMAN (1'57.865)							
Lap	Seg.1	Seg.2	Seg.3	Seg.4	Lap Time	km/h	Local Time
1		28.162	28.785	32.368		184,9	11:32'19.372
2	37.800	26.722	26.606	30.083	2'01.211	179,7	11:34'20.583
3	37.685	27.485	26.577	30.239	2'01.986	184,0	11:36'22.569
4	37.183	26.663	26.271	30.149	2'00.266	<b>195,7</b>	11:38'22.835
5	36.915	26.545	26.169	29.425	1'59.054	187,2	11:40'21.889
6	36.874	26.220	26.160	29.448	1'58.702	188,8	11:42'20.591
7	<b>36.704</b>	26.285	25.977	29.478	1'58.444	188,5	11:44'19.035
8	36.880	<b>25.940</b>	<b>25.795</b>	<b>29.250</b>	<b>1'57.865</b>	188,8	11:46'16.900

26° 79 T. ALONSO (1'57.993)							
Lap	Seg.1	Seg.2	Seg.3	Seg.4	Lap Time	km/h	Local Time
1		33.423	28.184	35.299		142,7	11:32'27.083
2	37.858	33.164	27.222	29.887	2'08.131	183,4	11:34'35.214
3	37.084	26.303	26.030	29.453	1'58.870	186,5	11:36'34.084
4	36.791	26.164	25.996	29.433	1'58.384	188,8	11:38'32.468
5	36.653	27.056	25.924	29.616	1'59.249	<b>190,5</b>	11:40'31.717
6	37.010	<b>26.020</b>	25.895	29.783	1'58.708	188,2	11:42'30.425
7	36.868	26.073	<b>25.814</b>	<b>29.431</b>	1'58.186	187,8	11:44'28.611
8	<b>36.610</b>	26.072	25.859	29.452	<b>1'57.993</b>	188,2	11:46'26.604

27° 9 S. NAUD (1'58.783)							
Lap	Seg.1	Seg.2	Seg.3	Seg.4	Lap Time	km/h	Local Time
1		28.243	27.946	31.456		193,2	11:32'13.188
2	37.565	27.323	27.349	30.723	2'02.960	191,5	11:34'16.148
3	37.499	26.530	27.509	30.243	2'01.781	190,5	11:36'17.929
4	37.190	26.565	27.027	29.994	2'00.776	189,8	11:38'18.705
5	37.250	26.491	26.814	29.673	2'00.228	194,6	11:40'18.933
6	36.681	26.361	26.588	29.988	1'59.618	196,0	11:42'18.551
7	36.669	26.394	<b>26.436</b>	29.648	1'59.147	195,7	11:44'17.698
8	<b>36.557</b>	<b>25.865</b>	26.786	<b>29.575</b>	<b>1'58.783</b>	<b>196,4</b>	11:46'16.481

28° 5 R. VOS (1'58.897)							
Lap	Seg.1	Seg.2	Seg.3	Seg.4	Lap Time	km/h	Local Time
1		27.252	27.211	30.682		191,5	11:32'06.490
2	37.236	26.281	26.486	30.086	2'00.089	<b>194,2</b>	11:34'06.579
3	36.614	<b>26.209</b>	26.290	29.784	<b>1'58.897</b>	<b>194,2</b>	11:36'05.476
4	<b>36.437</b>	26.451	26.320	<b>29.772</b>	1'58.980	191,5	11:38'04.456

29° 58 T. FINOCCHIARO (1'59.542)							
Lap	Seg.1	Seg.2	Seg.3	Seg.4	Lap Time	km/h	Local Time
1		29.057	28.733	32.442		188,2	11:32'19.185
2	37.343	<b>26.260</b>	26.722	30.527	2'00.852	186,2	11:34'20.037
3	<b>36.797</b>	26.551	<b>26.314</b>	<b>29.880</b>	<b>1'59.542</b>	<b>188,8</b>	11:36'19.579
4	38.770	28.765	26.321	29.939	2'03.795	174,5	11:38'23.374
5	37.474	26.719	26.829	30.151	2'01.173	187,2	11:40'24.547
6	37.517	27.166	27.288	35.502	2'07.473P	182,7	11:42'32.020
7	1'06.699	33.154	27.551	31.988	2'39.392P	174,5	11:45'11.412

30° 70 H. GIRARDET (2'00.280)							
Lap	Seg.1	Seg.2	Seg.3	Seg.4	Lap Time	km/h	Local Time
1							11:30'36.961
2	57.822	27.536	28.470	30.766	2'24.594P	178,2	11:33'01.555
3	38.520	26.609	26.838	29.996	2'01.963	182,7	11:35'03.518

29/09/2018 P = Pits In/Out - C = Lap Time Cancelled

These data/results cannot be reproduced, stored and/or transmitted in whole or in part by any manner of electronic, mechanical, photocopying, recording, broadcasting or otherwise now known or herein after developed without the previous express consent by the copyright owner, except for reproduction in daily press and regular printed publications on sale to the public within 60 days of the event related to those data/results and always provided that copyright symbol appears together as follows below.

© DORNA WSBK ORGANIZATION Srl 2018



Official Fuel Supplier

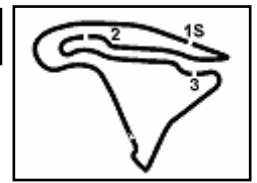


FKR PERUGIA TIMING

Official Tyre Supplier



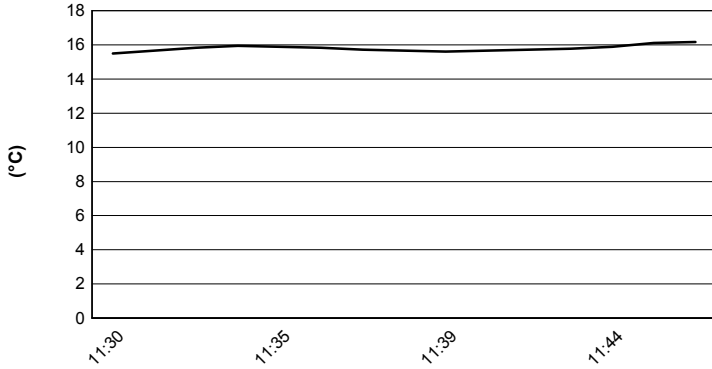
Official Timekeeper



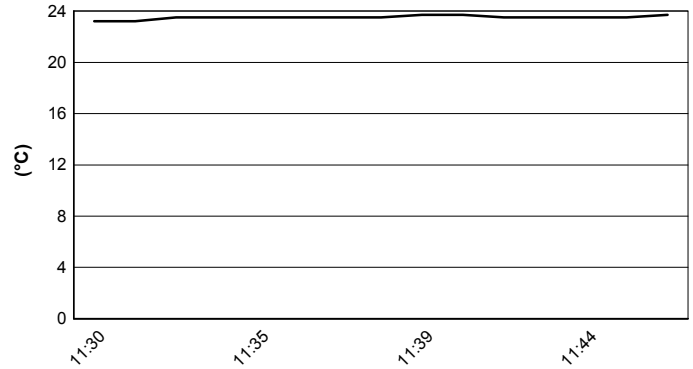
Magny-Cours 4.411 m

**ACERBIS French Round, 28 - 30 September 2018**  
**World Supersport 300 - Weather Report Superpole 1**  
 Session started 11:30 - Session ended 11:47

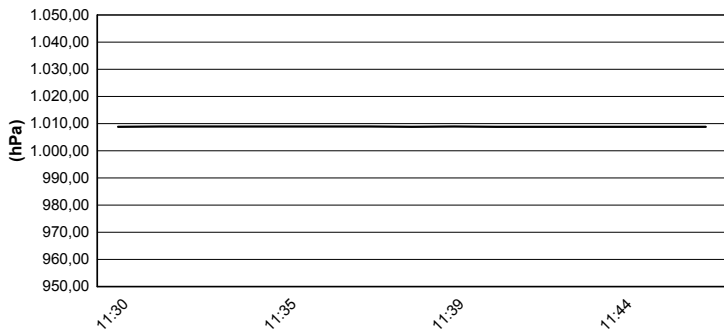
### Air Temperature



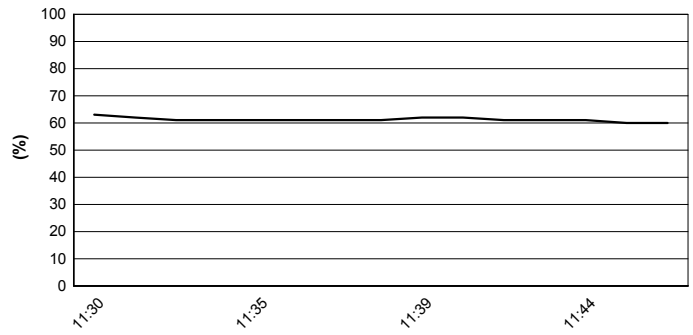
### Track Temperature



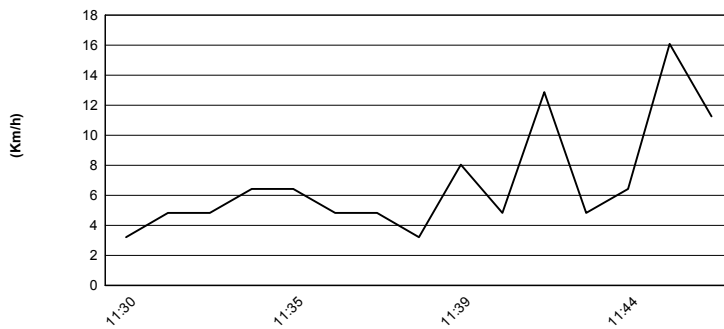
### Air Pressure



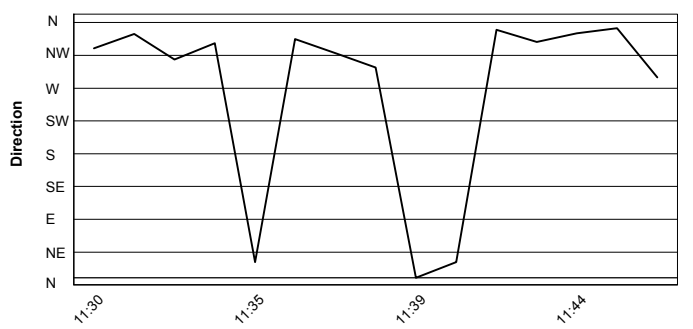
### Humidity



### Wind Speed



### Wind Direction



29/09/2018

These data/results cannot be reproduced, stored and/or transmitted in whole or in part by any manner of electronic, mechanical, photocopying, recording, broadcasting or otherwise now known or herein after developed without the previous express consent by the copyright owner, except for reproduction in daily press and regular printed publications on sale to the public within 60 days of the event related to those data/results and always provided that copyright symbol appears together as follows below.

© DORNA WSBK ORGANIZATION Srl 2018



Official Fuel Supplier



FICR PERUGIA TIMING

Official Tyre Supplier



Official Timekeeper