

Magny-Cours 4.411 m

ACERBIS French Round, 28 - 30 September 2018

World Supersport 300 - Free Practices & Superpole Combined Results

No.	Rider	Nat	Team	Bike	FPs	LL	Superpole	Gap	Time	Avg
1	95 S. DEROUE	NED	Motoport Kawasaki	Kawasaki Ninja 400	1'54.988	26	1'54.034		1'54.034	139,253
2	6 R. SCHOTMAN	NED	Motoport Kawasaki	Kawasaki Ninja 400	1'54.952	24	1'54.102	0.068	1'54.102	139,170
3	71 T. EDWARDS	AUS	Nutec - Benjan - Kawasaki	Kawasaki Ninja 400	1'55.275	23	1'54.364	0.330	1'54.364	138,851
4	8 M. PEREZ	ESP	Kawasaki ParkinGO Team	Kawasaki Ninja 400	1'54.401	25	1'54.472	0.438	1'54.472	138,720
5	20 D. LOUREIRO	RSA	DS Junior Team	Kawasaki Ninja 400	1'55.366	23	1'54.597	0.563	1'54.597	138,569
6	81 M. GONZALEZ	ESP	BCD Pertamina Junior Team by MS Racing	Yamaha YZF-R3	1'55.132	20	1'54.728	0.694	1'54.728	138,411
7	33 D. VALLE	ESP	BCD Yamaha MS Racing	Yamaha YZF-R3	1'55.847	28	1'54.782	0.748	1'54.782	138,346
8	14 E. DE LA VEGA	FRA	GP Project Team	Kawasaki Ninja 400	1'54.224	28	1'54.900	0.866	1'54.900	138,204
9	55 G. HENDRA PRATAMA	INA	BIBLION YAMAHA MOTOXRACING	Yamaha YZF-R3	1'55.354	27	1'54.963	0.929	1'54.963	138,128
10	21 B. SANCHEZ	ESP	ETG Racing	Kawasaki Ninja 400	1'55.326	26	1'55.463	1.429	1'55.463	137,530
11	25 A. VERDOÍA	FRA	Samurai-YART Racing	Yamaha YZF-R3	1'55.283	26	1'55.955	1.921	1'55.955	136,946
12	93 W. KHAN	NED	Nutec - Benjan - Kawasaki	Kawasaki Ninja 400	1'55.866	24			1'55.866	137,051
13	41 J. JÄHNIG	GER	Freudenberg KTM Junior Team	KTM RC 390 R	1'56.657	25	1'54.766		1'54.766	138,365
14	43 L. GRUNWALD	GER	Freudenberg KTM WorldSSP Team	KTM RC 390 R	1'55.988	24	1'54.930	0.164	1'54.930	138,168
15	99 P. GRASSIA	ITA	BIBLION YAMAHA MOTOXRACING	Yamaha YZF-R3	1'58.229	20	1'54.951	0.185	1'54.951	138,142
16	15 G. VAN STRAALLEN	NED	KTM Fortron Racing Team	KTM RC 390 R	1'56.403	16	1'55.175	0.409	1'55.175	137,874
17	69 M. HERRERA	ESP	BCD Yamaha MS Racing	Yamaha YZF-R3	1'56.093	26	1'55.389	0.623	1'55.389	137,618
18	19 L. BERNARDI	ITA	Team Trasimeno	Yamaha YZF-R3	1'55.529	26	1'55.461	0.695	1'55.461	137,532
19	12 A. RUSMIPUTRO	INA	Pertamina Almeria BCD by MS Racing	Yamaha YZF-R3	1'56.493	30	1'55.543	0.777	1'55.543	137,435
20	64 H. DE CANCELLIS	FRA	Team Toth - Yart	Yamaha YZF-R3	1'56.059	28	1'55.741	0.975	1'55.741	137,199
21	22 N. KALININ	UKR	GP Project Team	Kawasaki Ninja 400	1'55.804	26	1'55.983	1.217	1'55.983	136,913
22	72 V. STEEMAN	NED	KTM Fortron Junior Team	KTM RC 390 R	1'55.966	23	1'56.001	1.235	1'56.001	136,892
23	75 M. ROCCA	ITA	Team GoEleven Kawasaki	Kawasaki Ninja 400	1'56.484	26	1'56.079	1.313	1'56.079	136,800
24	27 F. ROVELLI	ITA	Kawasaki ParkinGO Team	Kawasaki Ninja 400	1'57.121	20	1'56.209	1.443	1'56.209	136,647
25	2 A. CARRASCO	ESP	DS Junior Team	Kawasaki Ninja 400	1'56.139	24	1'56.243	1.477	1'56.243	136,607
26	78 J. FORAY	FRA	ETG Racing	Kawasaki Ninja 400	1'57.301	28	1'56.347	1.581	1'56.347	136,485
27	30 D. BLIN	POL	Team Toth - Yart	Yamaha YZF-R3	1'56.473	25	1'56.409	1.643	1'56.409	136,412
28	23 A. DUMAS	CAN	KTM Orange Brigade/JP43 Training	KTM RC 390 R	1'57.276	29	1'56.560	1.794	1'56.560	136,235
29	91 G. MORA	ITA	TERRA E MOTO	Yamaha YZF-R3	1'58.078	26	1'56.661	1.895	1'56.661	136,117
30	54 F. FULIGNI	ITA	GRT Yamaha WorldSSP300 Team	Yamaha YZF-R3	1'56.119	28	1'56.796	2.030	1'56.796	135,960
31	44 S. LOCHOFF	RSA	Samurai Racing	Yamaha YZF-R3	1'58.425	28	1'57.102	2.336	1'57.102	135,605
32	13 D. IOZZO	RSA	Racedays	Honda CBR500R	1'57.300	27	1'57.310	2.544	1'57.310	135,364
33	7 N. SETTIMO	ITA	Scuderia Maranga Racing	Honda CBR500R	1'57.552	29	1'57.455	2.689	1'57.455	135,197
34	97 M. KAPPLER	GER	Freudenberg KTM WorldSSP Team	KTM RC 390 R	1'58.123	24	1'57.565	2.799	1'57.565	135,071
35	28 D. KOOPMAN	NED	GRT Yamaha WorldSSP300 Team	Yamaha YZF-R3	1'59.080	26	1'57.865	3.099	1'57.865	134,727
36	79 T. ALONSO	POR	Samurai Racing	Yamaha YZF-R3	1'59.096	28	1'57.993	3.227	1'57.993	134,581
37	9 S. NAUD	FRA	Moto Team	Kawasaki Ninja 400	1'59.933	24	1'58.783	4.017	1'58.783	133,686
38	5 R. VOS	NED	KTM Fortron Racing Team	KTM RC 390 R	1'58.224	28	1'58.897	4.131	1'58.897	133,558
39	58 T. FINOCCHIARO	GBR	Scuderia Maranga Racing	Honda CBR500R	1'57.537	28	1'59.542	4.776	1'59.542	132,837
40	70 H. GIRARDET	FRA	Team B2G	Kawasaki Ninja 400	2'00.884	15	2'00.280	5.514	2'00.280	132,022
41	61 B. SOFUOGLU	TUR	Team Trasimeno	Yamaha YZF-R3	1'57.745	12			1'57.745	134,864

29/09/2018

The results are provisional until the end of the time limit for protests and appeals and the completion of the technical checks.

These data/results cannot be reproduced, stored and/or transmitted in whole or in part by any manner of electronic, mechanical, photocopying, recording, broadcasting or otherwise now known or herein after developed without the previous express consent by the copyright owner, except for reproduction in daily press and regular printed publications on sale to the public within 60 days of the event related to those data/results and always provided that copyright symbol appears together as follows below.

© DORNA WSBK ORGANIZATION Srl 2018



Official Fuel Supplier

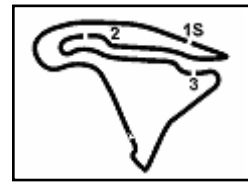


FKR PERUGIA TIMING

Official Tyre Supplier



Official Timekeeper



Magny-Cours 4.411 m

ACERBIS French Round, 28 - 30 September 2018
World Supersport 300 - Provisional Starting Grid
12 Laps x 4,411 km = 52,932 km



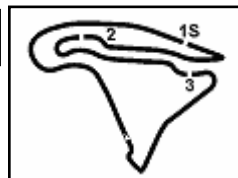
3	71 EDWARDS T. Kawasaki 1'54.364	2	6 SCHOTMAN R. Kawasaki 1'54.102	1	95 DEROUÉ S. Kawasaki 1'54.034	1
6	81 GONZALEZ M. Yamaha 1'54.728	5	20 LOUREIRO D. Kawasaki 1'54.597	4	8 PEREZ M. Kawasaki 1'54.472	2
9	55 HENDRA PRATAMA G Yamaha 1'54.963	8	14 DE LA VEGA E. Kawasaki 1'54.900	7	33 VALLE D. Yamaha 1'54.782	3
12	93 KHAN W. Kawasaki SP2	11	25 VERDOÏA A. Yamaha 1'55.955	10	21 SANCHEZ B. Kawasaki 1'55.463	4
15	99 GRASSIA P. Yamaha 1'54.951	14	43 GRUNWALD L. KTM 1'54.930 SP1	13	41 JÄHNIG J. KTM 1'54.766 SP1	5
18	19 BERNARDI L. Yamaha 1'55.461	17	69 HERRERA M. Yamaha 1'55.389	16	15 VAN STRAALÉN G. KTM 1'55.175 SP1	6
21	22 KALININ N. Kawasaki 1'55.983	20	64 DE CANCELLIS H. Yamaha 1'55.741	19	12 RUSMIPUTRO A. Yamaha 1'55.543	7
24	27 ROVELLI F. Kawasaki 1'56.209	23	75 ROCCA M. Kawasaki 1'56.079	22	72 STEEMAN V. KTM 1'56.001 SP1	8
27	30 BLIN D. Yamaha 1'56.409	26	78 FORAY J. Kawasaki 1'56.347	25	2 CARRASCO A. Kawasaki 1'56.243	9
30	54 FULIGNI F. Yamaha 1'56.796	29	91 MORA G. Yamaha 1'56.661	28	23 DUMAS A. KTM 1'56.560 SP1	10
33	7 SETTIMO N. Honda 1'57.455	32	13 IOZZO D. Honda 1'57.310	31	44 LOCHOFF S. Yamaha 1'57.102	11
36	79 ALONSO T. Yamaha 1'57.993	35	28 KOOPMAN D. Yamaha 1'57.865	34	97 KAPPLER M. KTM 1'57.565 SP1	12
39	58 FINOCCHIARO T. Honda 1'59.542	38	5 VOS R. KTM 1'58.897 SP1	37	9 NAUD S. Kawasaki 1'58.783	13
		40	70 GIRARDET H. Kawasaki 2'00.280			14

29/09/2018 Jury President

These data/results cannot be reproduced, stored and/or transmitted in whole or in part by any manner of electronic, mechanical, photocopying, recording, broadcasting or otherwise now known or herein after developed without the previous express consent by the copyright owner, except for reproduction in daily press and regular printed publications on sale to the public within 60 days of the event related to those data/results and always provided that copyright symbol appears together as follows below.

© DORNA WSBK ORGANIZATION Srl 2018





Magny-Cours 4.411 m

1 / 2

ACERBIS French Round, 28 - 30 September 2018
World Supersport 300 - Results Superpole 2

No.	Rider	Nat	Team	Bike	Time	Gap	Rel.	Laps	Speed	
									Avg	Max
1	95 S. DEROUE	NED	Motoport Kawasaki	Kawasaki Ninja 400	1'54.034			7	139,253	200,4
2	6 R. SCHOTMAN	NED	Motoport Kawasaki	Kawasaki Ninja 400	1'54.102	0.068	0.068	7	139,170	200,7
3	71 T. EDWARDS	AUS	Nutec - Benjan - Kawasaki	Kawasaki Ninja 400	1'54.364	0.330	0.262	7	138,851	200,7
4	8 M. PEREZ	ESP	Kawasaki ParkinGO Team	Kawasaki Ninja 400	1'54.472	0.438	0.108	7	138,720	197,1
5	20 D. LOUREIRO	RSA	DS Junior Team	Kawasaki Ninja 400	1'54.597	0.563	0.125	7	138,569	198,9
6	81 M. GONZALEZ	ESP	BCD Pertamina Junior Team by MS Racing	Yamaha YZF-R3	1'54.728	0.694	0.131	6	138,411	195,7
7	33 D. VALLE	ESP	BCD Yamaha MS Racing	Yamaha YZF-R3	1'54.782	0.748	0.054	7	138,346	198,9
8	14 E. DE LA VEGA	FRA	GP Project Team	Kawasaki Ninja 400	1'54.900	0.866	0.118	7	138,204	193,5
9	55 G. HENDRA PRATAMA	INA	BIBLION YAMAHA MOTOXRACING	Yamaha YZF-R3	1'54.963	0.929	0.063	7	138,128	197,1
10	21 B. SANCHEZ	ESP	ETG Racing	Kawasaki Ninja 400	1'55.463	1.429	0.500	7	137,530	198,5
11	25 A. VERDOIA	FRA	Samurai-YART Racing	Yamaha YZF-R3	1'55.955	1.921	0.492	7	136,946	190,5
12	93 W. KHAN	NED	Nutec - Benjan - Kawasaki	Kawasaki Ninja 400				0		

AIR	Humidity:	59%	Temp:	16°C
TRACK	Condition:	Dry	Temp:	24°C

Records	Pole (SP2)	2017	A.Muel	2'16.866	116,020	Km/h
	Race (RC)	2017	D.Valle	1'56.992	135,730	Km/h
	Circuit (FP2)	2018	E.De La Vega	1'54.224	139,020	Km/h

Start 29/09/2018 11:55 End 12:12 The results are provisional until the end of the time limit for protests and appeals and the completion of the technical checks.

These data/results cannot be reproduced, stored and/or transmitted in whole or in part by any manner of electronic, mechanical, photocopying, recording, broadcasting or otherwise now known or herein after developed without the previous express consent by the copyright owner, except for reproduction in daily press and regular printed publications on sale to the public within 60 days of the event related to those data/results and always provided that copyright symbol appears together as follows below.

© DORNA WSBK ORGANIZATION Srl 2018



Official Fuel Supplier

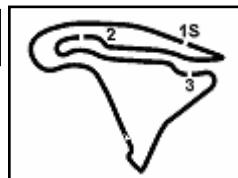


FIKR PERUGIA TIMING

Official Tyre Supplier



Official Timekeeper



ACERBIS French Round, 28 - 30 September 2018

World Supersport 300 - Results Superpole 2

Session Highlights

Local Time	No. Rider	Description
11.55.00		Start
11.56.31	93 W. KHAN	Crashed - Turn 7
11.58.14	55 G. HENDRA PRATAMA	Current Lap Cancelled - Exceeded Track Limits - Turn 3
11.58.44	95 S. DEROUE	Current Lap Cancelled - Exceeded Track Limits - Turn 1
11.59.52	81 M. GONZALEZ	Current Lap Cancelled - Exceeded Track Limits - Turn 1
12.01.45	81 M. GONZALEZ	Current Lap Cancelled - Exceeded Track Limits - Turn 1
12.03.14	95 S. DEROUE	Current Lap Cancelled - Exceeded Track Limits - Turn 1
12.03.44	71 T. EDWARDS	Current Lap Cancelled - Exceeded Track Limits - Turn 1
12.04.04	14 E. DE LA VEGA	Current Lap Cancelled - Exceeded Track Limits - Turn 6
12.04.32	95 S. DEROUE	Current Lap Cancelled - Exceeded Track Limits - Turn 1
12.08.25	33 D. VALLE	Current Lap Cancelled - Exceeded Track Limits - Turn 6
12.09.45	71 T. EDWARDS	Current Lap Cancelled - Exceeded Track Limits - Turn 1
12.10.27	95 S. DEROUE	Current Lap Cancelled - Exceeded Track Limits - Turn 1
12.11.49		World Supersport 300 Tissot Superpole Award Winner: Scott Deroue
12.12.02		End Of Session

Fastest Laps Sequence

No.	Rider	Nat	Team	Bike	Local Time	Time	Gap	Avg
14	E. DE LA VEGA	FRA	GP Project Team	Kawasaki Ninja 400	11:59'07.252	1'56.722		136,046
8	M. PEREZ	ESP	Kawasaki ParkinGO Team	Kawasaki Ninja 400	11:59'25.978	1'56.346	-0.376	136,486
14	E. DE LA VEGA	FRA	GP Project Team	Kawasaki Ninja 400	12:01'02.653	1'55.401	-0.945	137,604
33	D. VALLE	ESP	BCD Yamaha MS Racing	Yamaha YZF-R3	12:01'18.127	1'55.203	-0.198	137,840
8	M. PEREZ	ESP	Kawasaki ParkinGO Team	Kawasaki Ninja 400	12:01'21.063	1'55.085	-0.118	137,981
6	R. SCHOTMAN	NED	Motoport Kawasaki	Kawasaki Ninja 400	12:02'12.347	1'54.674	-0.411	138,476
71	T. EDWARDS	AUS	Nutec - Benjan - Kawasaki	Kawasaki Ninja 400	12:03'16.856	1'54.364	-0.310	138,851
95	S. DEROUE	NED	Motoport Kawasaki	Kawasaki Ninja 400	12:07'58.164	1'54.034	-0.330	139,253

Start 11:55 End 12:12 The results are provisional until the end of the time limit for protests and appeals and the completion of the technical checks.

These data/results cannot be reproduced, stored and/or transmitted in whole or in part by any manner of electronic, mechanical, photocopying, recording, broadcasting or otherwise now known or herein after developed without the previous express consent by the copyright owner, except for reproduction in daily press and regular printed publications on sale to the public within 60 days of the event related to those data/results and always provided that copyright symbol appears together as follows below.

© DORNA WSBK ORGANIZATION Srl 2018



Official Fuel Supplier

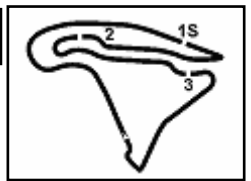


PIRELLI

Official Tyre Supplier



Official Timekeeper



Magny-Cours 4.411 m

ACERBIS French Round, 28 - 30 September 2018

World Supersport 300 - Best Sectors & Speed Superpole 2

BEST LAP		
1	95 S. DEROUE	Kawasaki Ninja 400 1'54.034
2	6 R. SCHOTMAN	Kawasaki Ninja 400 1'54.102
3	71 T. EDWARDS	Kawasaki Ninja 400 1'54.364
4	8 M. PEREZ	Kawasaki Ninja 400 1'54.472
5	20 D. LOUREIRO	Kawasaki Ninja 400 1'54.597
6	81 M. GONZALEZ	Yamaha YZF-R3 1'54.728
7	33 D. VALLE	Yamaha YZF-R3 1'54.782
8	14 E. DE LA VEGA	Kawasaki Ninja 400 1'54.900
9	55 G. HENDRA PRATAMA	Yamaha YZF-R3 1'54.963
10	21 B. SANCHEZ	Kawasaki Ninja 400 1'55.463
11	25 A. VERDOIA	Yamaha YZF-R3 1'55.955
12	93 W. KHAN	Kawasaki Ninja 400

SPEED		
1	71 T. EDWARDS	Kawasaki Ninja 400 200,7
2	6 R. SCHOTMAN	Kawasaki Ninja 400 200,7
3	95 S. DEROUE	Kawasaki Ninja 400 200,4
4	33 D. VALLE	Yamaha YZF-R3 198,9
5	20 D. LOUREIRO	Kawasaki Ninja 400 198,9
6	21 B. SANCHEZ	Kawasaki Ninja 400 198,5
7	55 G. HENDRA PRATAMA	Yamaha YZF-R3 197,1
8	8 M. PEREZ	Kawasaki Ninja 400 197,1
9	81 M. GONZALEZ	Yamaha YZF-R3 195,7
10	14 E. DE LA VEGA	Kawasaki Ninja 400 193,5
11	25 A. VERDOIA	Yamaha YZF-R3 190,5

SEG. 1		SEG. 2		SEG. 3		SEG. 4	
1	6 R. SCHOTMAN 35.293	1	81 M. GONZALEZ 25.067	1	95 S. DEROUE 25.113	1	8 M. PEREZ 28.261
2	95 S. DEROUE 35.308	2	33 D. VALLE 25.184	2	71 T. EDWARDS 25.166	2	14 E. DE LA VEGA 28.308
3	33 D. VALLE 35.367	3	6 R. SCHOTMAN 25.195	3	8 M. PEREZ 25.177	3	6 R. SCHOTMAN 28.364
4	21 B. SANCHEZ 35.377	4	95 S. DEROUE 25.199	4	6 R. SCHOTMAN 25.204	4	95 S. DEROUE 28.372
5	71 T. EDWARDS 35.389	5	14 E. DE LA VEGA 25.231	5	20 D. LOUREIRO 25.226	5	55 G. HENDRA PRATAMA 28.442
6	20 D. LOUREIRO 35.454	6	20 D. LOUREIRO 25.249	6	33 D. VALLE 25.247	6	71 T. EDWARDS 28.446
7	55 G. HENDRA PRATAMA 35.479	7	8 M. PEREZ 25.256	7	21 B. SANCHEZ 25.414	7	20 D. LOUREIRO 28.569
8	81 M. GONZALEZ 35.520	8	71 T. EDWARDS 25.329	8	55 G. HENDRA PRATAMA 25.460	8	25 A. VERDOIA 28.587
9	8 M. PEREZ 35.627	9	55 G. HENDRA PRATAMA 25.374	9	81 M. GONZALEZ 25.478	9	81 M. GONZALEZ 28.663
10	14 E. DE LA VEGA 35.674	10	21 B. SANCHEZ 25.466	10	25 A. VERDOIA 25.504	10	33 D. VALLE 28.677
11	25 A. VERDOIA 36.063	11	25 A. VERDOIA 25.470	11	14 E. DE LA VEGA 25.506	11	21 B. SANCHEZ 28.694

29/09/2018

These data/results cannot be reproduced, stored and/or transmitted in whole or in part by any manner of electronic, mechanical, photocopying, recording, broadcasting or otherwise now known or herein after developed without the previous express consent by the copyright owner, except for reproduction in daily press and regular printed publications on sale to the public within 60 days of the event related to those data/results and always provided that copyright symbol appears together as follows below.

© DORNA WSBK ORGANIZATION Srl 2018



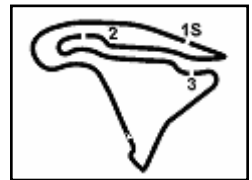
Official Fuel Supplier



Official Tyre Supplier



Official Timekeeper



Magny-Cours 4.411 m

ACERBIS French Round, 28 - 30 September 2018

World Supersport 300 - Ideal Times Superpole 2

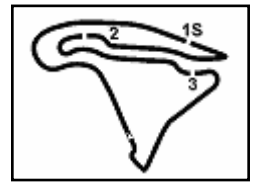
No.	Rider	Nat	Bike	Seg. 1	Seg. 2	Seg. 3	Seg. 4	Ideal Time			
				Diff. 1	Diff. 2	Diff. 3	Diff. 4	Best Lap	Pos.	Diff.	
1	95 S. DEROUE	NED	Kawasaki Ninja 400	35.308	25.199 0.042	25.113	28.372	1'53.992	1'54.034	2	0.042
2	6 R. SCHOTMAN	NED	Kawasaki Ninja 400	35.293 0.046	25.195	25.204	28.364	1'54.056	1'54.102	3	0.046
3	8 M. PEREZ	ESP	Kawasaki Ninja 400	35.627	25.256 0.073	25.177 0.078	28.261	1'54.321	1'54.472	5	0.151
4	71 T. EDWARDS	AUS	Kawasaki Ninja 400	35.389	25.329	25.166	28.446 0.034	1'54.330	1'54.364	4	0.034
5	33 D. VALLE	ESP	Yamaha YZF-R3	35.367	25.184	25.247	28.677 0.307	1'54.475	1'54.782	8	0.307
6	20 D. LOUREIRO	RSA	Kawasaki Ninja 400	35.454	25.249	25.226 0.099	28.569	1'54.498	1'54.597	6	0.099
7	14 E. DE LA VEGA	FRA	Kawasaki Ninja 400	35.674 0.101	25.231	25.506 0.028	28.308 0.052	1'54.719	1'54.900	9	0.181
8	81 M. GONZALEZ	ESP	Yamaha YZF-R3	35.520	25.067	25.478	28.663	1'54.728	1'54.728	7	
9	55 G. HENDRA PRATAMA	INA	Yamaha YZF-R3	35.479 0.208	25.374	25.460	28.442	1'54.755	1'54.963	10	0.208
10	21 B. SANCHEZ	ESP	Kawasaki Ninja 400	35.377	25.466 0.016	25.414 0.172	28.694 0.324	1'54.951	1'55.463	11	0.512
11	25 A. VERDOIA	FRA	Yamaha YZF-R3	36.063 0.205	25.470 0.071	25.504	28.587 0.055	1'55.624	1'55.955	12	0.331
Overall Ideal Time				35.293	25.067	25.113	28.261	1'53.734			

29/09/2018

These data/results cannot be reproduced, stored and/or transmitted in whole or in part by any manner of electronic, mechanical, photocopying, recording, broadcasting or otherwise now known or herein after developed without the previous express consent by the copyright owner, except for reproduction in daily press and regular printed publications on sale to the public within 60 days of the event related to those data/results and always provided that copyright symbol appears together as follows below.

© DORNA WSBK ORGANIZATION Srl 2018





Magny-Cours 4.411 m

ACERBIS French Round, 28 - 30 September 2018

World Supersport 300 - Chronological Analysis Superpole 2

1° 95 S. DEROUE (1'54.034)							
Lap	Seg.1	Seg.2	Seg.3	Seg.4	Lap Time	km/h	Local Time
1		27.193	26.668	29.249	187,5	11:58'21.295	
2	35.714	25.681	25.680	28.786	1'55.861C	199,3	12:00'17.156
3	35.997	25.948	25.175	28.967	1'56.087	194,6	12:02'13.243
4	35.479	25.256	25.284	28.575	1'54.594C	199,3	12:04'07.837
5	35.655	25.360	25.285	29.993	1'56.293C	193,9	12:06'04.130
6	35.308	25.241	25.113	28.372	1'54.034	197,8	12:07'58.164
7	35.656	25.199	25.243	29.478	1'55.576	193,9	12:09'53.740
8	35.228	25.083	25.263	28.466	1'54.040C	200,4	12:11'47.780

7° 33 D. VALLE (1'54.782)							
Lap	Seg.1	Seg.2	Seg.3	Seg.4	Lap Time	km/h	Local Time
1		26.669	31.553	35.501	190,1	11:57'23.786	
2	35.634	25.573	25.729	32.202	1'59.138	197,4	11:59'22.924
3	35.838	25.429	25.259	28.677	1'55.203	193,2	12:01'18.127
4	36.303	30.140	25.818	29.788	2'02.049	187,2	12:03'20.176
5	35.910	25.408	25.446	40.398	2'07.162	192,2	12:05'27.338
6	35.386	25.794	25.689	28.742	1'55.611	194,9	12:07'22.949
7	38.706	26.983	25.681	29.233	2'00.603C	183,1	12:09'23.552
8	35.367	25.184	25.247	28.984	1'54.782	198,9	12:11'18.334

2° 6 R. SCHOTMAN (1'54.102)							
Lap	Seg.1	Seg.2	Seg.3	Seg.4	Lap Time	km/h	Local Time
1		26.693	26.370	29.125	190,5	11:58'20.658	
2	36.349	25.908	25.562	29.196	1'57.015	189,1	12:00'17.673
3	35.523	25.385	25.398	28.368	1'54.674	200,0	12:02'12.347
4	36.002	25.536	25.618	28.761	1'55.917	190,5	12:04'08.264
5	35.293	25.388	25.526	28.541	1'54.748	200,7	12:06'03.012
6	35.925	25.502	25.588	28.689	1'55.704	189,8	12:07'58.716
7	35.339	25.195	25.204	28.364	1'54.102	197,8	12:09'52.818
8	35.975	26.967	29.791	31.542	2'04.275	190,5	12:11'57.093

8° 14 E. DE LA VEGA (1'54.900)							
Lap	Seg.1	Seg.2	Seg.3	Seg.4	Lap Time	km/h	Local Time
1		28.016	26.664	29.027	178,5	11:57'10.530	
2	36.302	25.960	25.897	28.563	1'56.722	187,8	11:59'07.252
3	36.011	25.375	25.707	28.308	1'55.401	190,5	12:01'02.653
4	35.775	25.231	25.534	28.360	1'54.900	191,2	12:02'57.553
5	35.779	38.478	33.801	41.467	2'29.525C	193,5	12:05'27.078
6	35.674	25.307	26.553	28.718	1'56.252	192,9	12:07'23.330
7	35.819	25.239	25.514	28.663	1'55.235	191,2	12:09'18.565
8	36.506	26.022	25.506	28.610	1'56.644	190,5	12:11'15.209

3° 71 T. EDWARDS (1'54.364)							
Lap	Seg.1	Seg.2	Seg.3	Seg.4	Lap Time	km/h	Local Time
1				35.172	171,7	11:57'23.248	
2	36.066	25.918	25.698	29.277	1'56.959	195,7	11:59'20.207
3	37.284	28.989	25.650	30.362	2'02.285	182,7	12:01'22.492
4	35.389	25.329	25.166	28.480	1'54.364	198,5	12:03'16.856
5	35.716	26.772	29.242	39.785	2'11.515C	194,6	12:05'28.371
6	35.810	26.323	25.899	29.235	1'57.267	194,9	12:07'25.638
7	35.414	25.376	25.330	28.446	1'54.566	200,7	12:09'20.204
8	36.595	29.965	26.056	31.563	2'04.179C	192,5	12:11'24.383

9° 55 G. HENDRA PRATAMA (1'54.963)							
Lap	Seg.1	Seg.2	Seg.3	Seg.4	Lap Time	km/h	Local Time
1		27.490	27.258	35.831	188,8	11:57'29.932	
2	36.890	25.909	26.367	32.772	2'01.938C	185,6	11:59'31.870
3	36.473	25.660	25.818	28.815	1'56.766	188,2	12:01'28.636
4	36.127	25.881	25.880	28.616	1'56.504	188,8	12:03'25.140
5	36.217	25.519	25.930	36.987	2'04.653	188,8	12:05'29.793
6	35.821	25.427	25.521	29.232	1'56.001	192,9	12:07'25.794
7	35.479	25.588	25.460	28.471	1'54.998	197,1	12:09'20.792
8	35.687	25.374	25.460	28.442	1'54.963	191,5	12:11'15.755

4° 8 M. PEREZ (1'54.472)							
Lap	Seg.1	Seg.2	Seg.3	Seg.4	Lap Time	km/h	Local Time
1		27.500	26.979	35.955	185,6	11:57'29.632	
2	36.251	25.684	25.703	28.708	1'56.346	193,5	11:59'25.978
3	36.073	25.365	25.334	28.313	1'55.085	191,8	12:01'21.063
4	35.794	25.481	25.177	28.300	1'54.752	193,9	12:03'15.815
5	39.057	27.725	28.247	38.365	2'13.394	192,9	12:05'29.209
6	35.627	25.329	25.255	28.261	1'54.472	197,1	12:07'23.681
7	35.879	25.256	25.195	28.389	1'54.719	195,3	12:09'18.400
8	37.758	31.529	26.618	29.426	2'05.331	184,9	12:11'23.731

10° 21 B. SANCHEZ (1'55.463)							
Lap	Seg.1	Seg.2	Seg.3	Seg.4	Lap Time	km/h	Local Time
1		27.422	27.338	35.144	190,5	11:57'22.082	
2	36.336	26.011	26.217	30.160	1'58.724	192,9	11:59'20.806
3	36.340	27.799	25.761	31.280	2'01.180	188,5	12:01'21.986
4	35.949	25.466	25.414	28.694	1'55.523	196,7	12:03'17.509
5	35.873	26.126	28.633	36.970	2'07.602	195,7	12:05'25.111
6	36.988	26.270	26.839	29.200	1'59.297	187,8	12:07'24.408
7	36.494	25.873	26.729	29.221	1'58.317	193,2	12:09'22.725
8	35.377	25.482	25.586	29.018	1'55.463	198,5	12:11'18.188

5° 20 D. LOUREIRO (1'54.597)							
Lap	Seg.1	Seg.2	Seg.3	Seg.4	Lap Time	km/h	Local Time
1		27.793	31.510	39.503	179,1	11:57'28.562	
2	37.084	27.943	25.851	31.667	2'02.545	182,7	11:59'31.107
3	36.091	25.699	25.453	28.675	1'55.918	193,5	12:01'27.025
4	35.878	25.555	25.392	28.725	1'55.550	194,2	12:03'22.575
5	35.713	25.709	27.437	35.173	2'04.032	196,0	12:05'26.607
6	35.959	26.766	28.701	29.039	2'00.465	187,2	12:07'27.072
7	35.493	25.381	25.226	28.710	1'54.810	198,9	12:09'21.882
8	35.454	25.249	25.325	28.569	1'54.597	198,2	12:11'16.479

11° 25 A. VERDOÍA (1'55.955)							
Lap	Seg.1	Seg.2	Seg.3	Seg.4	Lap Time	km/h	Local Time
1		27.014	28.151	34.523	185,9	11:57'20.730	
2	36.502	25.968	25.678	32.442	2'00.590	182,4	11:59'21.320
3	36.063	25.718	25.822	29.085	1'56.688	190,5	12:01'18.008
4	36.353	25.755	25.563	29.295	1'56.966	187,5	12:03'14.974
5	36.310	25.724	25.813	36.927	2'04.774	187,2	12:05'19.748
6	36.636	25.470	25.695	28.950	1'56.751	184,6	12:07'16.499
7	36.268	25.541	25.504	28.642	1'55.955	184,0	12:09'12.454
8	36.315	25.483	25.643	28.587	1'56.028	184,6	12:11'08.482

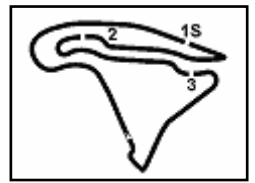
6° 81 M. GONZALEZ (1'54.728)							
Lap	Seg.1	Seg.2	Seg.3	Seg.4	Lap Time	km/h	Local Time
1		26.923	30.553	33.057	183,4	11:57'20.106	
2	37.135	25.694	25.673	33.438	2'01.940	182,7	11:59'22.046
3	36.171	25.626	25.338	28.595	1'55.730C	189,1	12:01'17.776
4	36.535	25.747	29.896	31.520	2'03.698CP	186,9	12:03'21.474
5	2'17.091	26.338	25.717	30.515	3'39.661P	184,0	12:07'01.135
6	1'00.216	26.053	25.488	30.245	2'22.002P	195,7	12:09'23.137

29/09/2018 P = Pits In/Out - C = Lap Time Cancelled

These data/results cannot be reproduced, stored and/or transmitted in whole or in part by any manner of electronic, mechanical, photocopying, recording, broadcasting or otherwise now known or herein after developed without the previous express consent by the copyright owner, except for reproduction in daily press and regular printed publications on sale to the public within 60 days of the event related to those data/results and always provided that copyright symbol appears together as follows below.

© DORNA WSBK ORGANIZATION Srl 2018

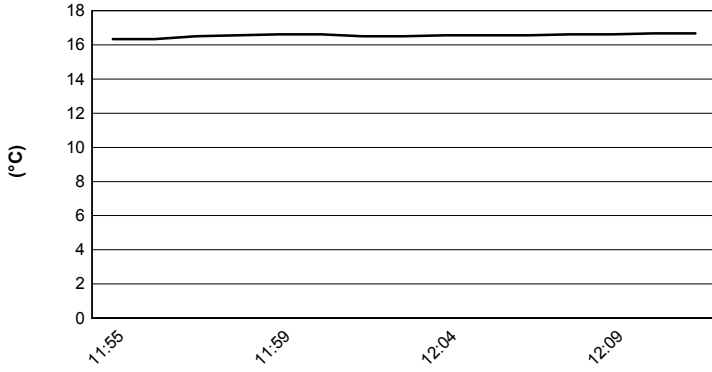




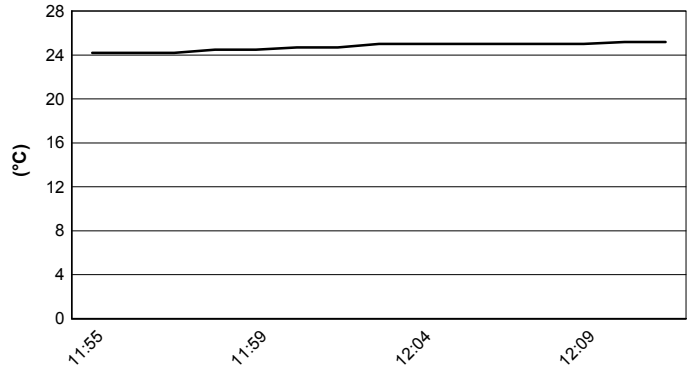
Magny-Cours 4.411 m

ACERBIS French Round, 28 - 30 September 2018
World Supersport 300 - Weather Report Superpole 2
 Session started 11:55 - Session ended 12:12

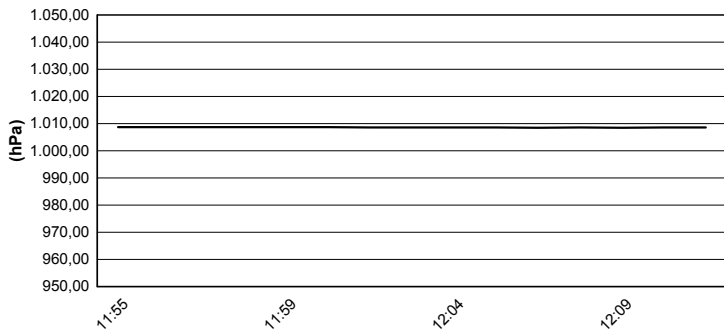
Air Temperature



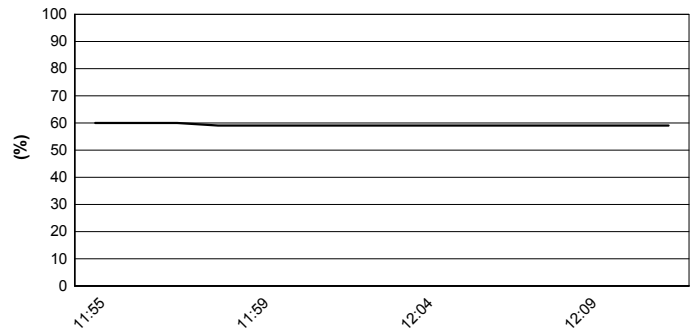
Track Temperature



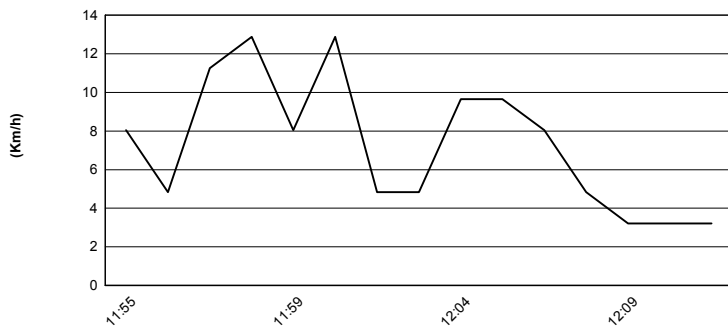
Air Pressure



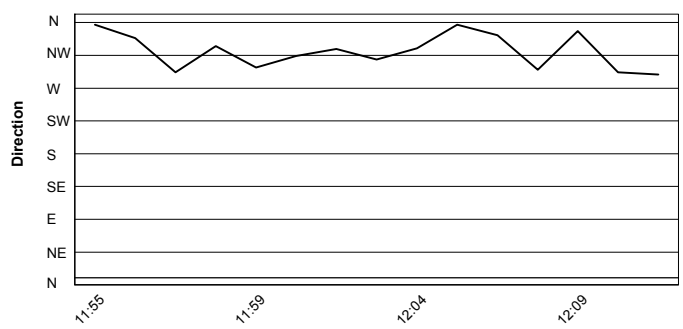
Humidity



Wind Speed



Wind Direction



29/09/2018

These data/results cannot be reproduced, stored and/or transmitted in whole or in part by any manner of electronic, mechanical, photocopying, recording, broadcasting or otherwise now known or herein after developed without the previous express consent by the copyright owner, except for reproduction in daily press and regular printed publications on sale to the public within 60 days of the event related to those data/results and always provided that copyright symbol appears together as follows below.

© DORNA WSBK ORGANIZATION Srl 2018



Official Fuel Supplier

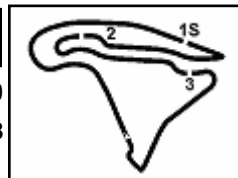


FICR PERUGIA TIMING

Official Tyre Supplier



Official Timekeeper



Magny-Cours 4.411 m

ACERBIS French Round, 28 - 30 September 2018

World Supersport 300 - TISSOT Superpole Award

1 / 2

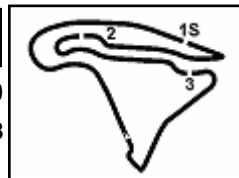
	Points	Points From First	Points From Previous	April 15 ARAGÓN	April 22 ASSEN	May 13 IMOLA	May 27 DONINGTON PARK	June 10 BRNO	July 8 MISANO	September 16 PORTIMÃO	September 30 MAGNY COURS									
1 DEROUE Scott (NED)	133			20	9	20	6	20	20	13	25									
2 PEREZ Mika (ESP)	103	30		25	25		16	2	16	6	13									
3 CARRASCO Ana (ESP)	102	31	1	13	16	25	25	16		7										
4 HENDRA PRATAMA Galang (INA)	80	53	22	5	6	6	5	25	25	1	7									
5 LOUREIRO Dorren (RSA)	79	54	1	16	10		8	10	13	11	11									
6 SCHOTMAN Robert (NED)	67	66	12	10	11	16				10	20									
7 MEUFFELS Koen (NED)	63	70	4	11	20		20	7	5											
8 GONZALEZ Manuel (ESP)	59	74	4	3		8		11	11	16	10									
9 SANCHEZ Borja (ESP)	54	79	5	9	8	11	10	1		9	6									
10 VALLE Daniel (ESP)	53	80	1		3	3	7	3	8	20	9									
11 EDWARDS Tom (AUS)	51	82	2	6	1		3			25	16									
12 JÄHNIG Jan-Ole (GER)	36	97	15			9	13	6		5	3									
13 KHAN Walid (NED)	30	103	6	2	2		9	13			4									
14 DE LA VEGA Enzo (FRA)	30	103	0			7	11		1	3	8									
15 GRUNWALD Luca (GER)	29	104	1	8	7	1	2	5		4	2									
16 VAN STRAALLEN Glenn (NED)	27	106	2	4	13	2		8												
17 KALININ Nick (UKR)	27	106	0	1	5	5		9	7											
18 BASTIANELLI Manuel (ITA)	16	117	11			13			3											
19 SABATUCCI Kevin (ITA)	16	117	0			10			6											
20 HERRERA Maria (ESP)	14	119	2		4				2	8										
21 VERDOÍA Andy (FRA)	13	120	1				4	4			5									
22 BRIANTI Thomas (ITA)	10	123	3						10											
23 BERNARDI Luca (ITA)	9	124	1						9											
24 ROVELLI Filippo (ITA)	7	126	2	7																
25 BONOLI Omar (ITA)	4	129	3						4											

29/09/2018

These data/results cannot be reproduced, stored and/or transmitted in whole or in part by any manner of electronic, mechanical, photocopying, recording, broadcasting or otherwise now known or herein after developed without the previous express consent by the copyright owner, except for reproduction in daily press and regular printed publications on sale to the public within 60 days of the event related to those data/results and always provided that copyright symbol appears together as follows below.

© DORNA WSBK ORGANIZATION Srl 2018





Magny-Cours 4.411 m

ACERBIS French Round, 28 - 30 September 2018
World Supersport 300 - TISSOT Superpole Award

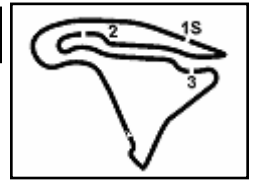
	Points	Points From First	Points From Previous	April 15 ARAGÓN	April 22 ASSEN	May 13 IMOLA	May 27 DONINGTON PARK	June 10 BRNO	July 8 MISANO	September 16 PORTIMÃO	September 30 MAGNY COURS									
26 RUSMIPUTRO Ali Adriansyah (INA)	4	129	0			4														
27 HERNANDEZ MOYANO Ferran (ESP)	2	131	2							2										
28 GRASSIA Paolo (ITA)	1	132	1								1									
29 PRATNA Imanuel Putra (INA)	1	132	0				1													

29/09/2018

These data/results cannot be reproduced, stored and/or transmitted in whole or in part by any manner of electronic, mechanical, photocopying, recording, broadcasting or otherwise now known or herein after developed without the previous express consent by the copyright owner, except for reproduction in daily press and regular printed publications on sale to the public within 60 days of the event related to those data/results and always provided that copyright symbol appears together as follows below.

© DORNA WSBK ORGANIZATION Srl 2018





Magny-Cours 4.411 m

ACERBIS French Round, 28 - 30 September 2018

World Supersport 300 - Superpole Ranking

	2017	2018
01 Motorland Aragon	Deroue (Ned) Kaw 2'12.712 (137,7 Km/h)	Perez (Esp) Kaw 2'07.938 (142,9 Km/h)
02 TT Circuit Assen	Sanchez (Esp) Yam 1'53.814 (143,7 Km/h)	Perez (Esp) Kaw 1'50.165 (148,4 Km/h)
03 Autodromo Internazionale Enzo e Dino	Perez (Esp) Hon 2'10.115 (136,6 Km/h)	Carrasco (Esp) Kaw 2'07.076 (139,8 Km/h)
04 Donington Park	Coppola (Ita) Yam 1'46.150 (136,4 Km/h)	Carrasco (Esp) Kaw 1'42.758 (140,9 Km/h)
05 Automotodrom Brno		Hendra Pratama (Ina) Yam 2'17.396 (141,6 Km/h)
06 Misano World Circuit "Marco Simoncelli"	Perez (Esp) Hon 1'52.490 (135,2 Km/h)	Hendra Pratama (Ina) Yam 1'50.517 (137,7 Km/h)
07 Autódromo Internacional do Algarve	Coppola (Ita) Yam 2'00.128 (137,6 Km/h)	Edwards (Aus) Kaw 1'56.877 (141,4 Km/h)
08 Magny-Cours	Muel (Fra) Yam 2'16.866 (116,0 Km/h)	Deroue (Ned) Kaw 1'54.034 (139,3 Km/h)

2018

- 2 G. Hendra Pratama
- 2 M. Perez
- 2 A. Carrasco
- 1 T. Edwards
- 1 **S. Deroue**

ALL TIMES

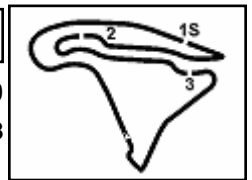
- 4 M. Perez
- 3 A. Coppola
- 2 A. Carrasco
- 2 **S. Deroue**
- 2 G. Hendra Pratama
- 1 B. Sanchez
- 1 M. Garcia
- 1 A. Muel
- 1 T. Edwards

29/09/2018

These data/results cannot be reproduced, stored and/or transmitted in whole or in part by any manner of electronic, mechanical, photocopying, recording, broadcasting or otherwise now known or herein after developed without the previous express consent by the copyright owner, except for reproduction in daily press and regular printed publications on sale to the public within 60 days of the event related to those data/results and always provided that copyright symbol appears together as follows below.

© DORNA WSBK ORGANIZATION Srl 2018





ACERBIS French Round, 28 - 30 September 2018

World Supersport 300 - Best Laps & Speeds

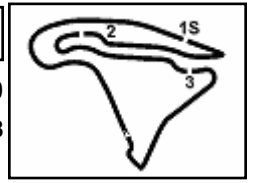
No.	Rider Bike	Nat	Best Lap		FP1		FP2		QP1		QP2	
			LL	SPD	LL	SPD	LL	SPD	LL	SPD	LL	SPD
1	95 S. DEROUE Kawasaki Ninja 400	NED	1'54.034	33 207,2	1'54.988	14 198,9	1'55.218	12 207,2			1'54.034	7 200,3
2	6 R. SCHOTMAN Kawasaki Ninja 400	NED	1'54.102	31 206,1	1'54.957	12 196,7	1'54.952	12 206,1			1'54.102	7 200,7
3	14 E. DE LA VEGA Kawasaki Ninja 400	FRA	1'54.224	35 203,3	1'55.419	14 196,0	1'54.224	14 203,3			1'54.900	7 193,5
4	71 T. EDWARDS Kawasaki Ninja 400	AUS	1'54.364	30 202,6	1'55.275	11 200,3	1'55.675	12 202,6			1'54.364	7 200,7
5	8 M. PEREZ Kawasaki Ninja 400	ESP	1'54.401	32 204,1	1'55.510	13 204,1	1'54.401	12 203,0			1'54.472	7 197,0
6	20 D. LOUREIRO Kawasaki Ninja 400	RSA	1'54.597	30 201,1	1'55.366	13 201,1	1'55.775	10 198,1			1'54.597	7 198,9
7	33 D. VALLE Yamaha YZF-R3	ESP	1'54.668	42 201,8	1'56.082	14 200,0	1'55.847	14 201,8	7 201,4		1'54.782	7 198,9
8	93 W. KHAN Kawasaki Ninja 400	NED	1'54.674	31 203,0	1'56.084	12 199,6	1'55.866	12 203,0	7 200,3			
9	81 M. GONZALEZ Yamaha YZF-R3	ESP	1'54.728	26 200,7	1'55.132	14 197,4	1'55.407	6 200,7			1'54.728	6 195,6
10	41 J. JÄHNIG KTM RC 390 R	GER	1'54.766	32 201,4	1'57.095	13 195,6	1'56.657	12 199,6	7 201,4			
11	43 L. GRUNWALD KTM RC 390 R	GER	1'54.930	31 197,8	1'56.620	12 196,0	1'55.988	12 197,8	7 197,0			
12	99 P. GRASSIA Yamaha YZF-R3	ITA	1'54.951	27 198,9	1'58.229	7 190,8	1'58.262	13 196,3	7 198,9			
13	55 G. HENDRA PRATAMA Yamaha YZF-R3	INA	1'54.963	34 201,1	1'56.515	13 196,7	1'55.354	14 201,1			1'54.963	7 197,0
14	15 G. VAN STRAALEN KTM RC 390 R	NED	1'55.175	20 199,6	1'56.403	13 197,4			7 199,6			
15	25 A. VERDOÏA Yamaha YZF-R3	FRA	1'55.283	33 197,8	1'55.618	12 192,8	1'55.283	14 197,8			1'55.955	7 190,4
16	21 B. SANCHEZ Kawasaki Ninja 400	ESP	1'55.326	33 202,6	1'56.735	12 200,7	1'55.326	14 202,6			1'55.463	7 198,5
17	69 M. HERRERA Yamaha YZF-R3	ESP	1'55.389	33 202,2	1'57.738	11 193,9	1'56.093	15 202,2	7 196,3			
18	19 L. BERNARDI Yamaha YZF-R3	ITA	1'55.461	33 196,3	1'56.445	13 194,9	1'55.529	13 196,3	7 194,9			
19	12 A. RUSMIPUTRO Yamaha YZF-R3	INA	1'55.543	36 199,6	1'56.493	14 197,0	1'56.663	16 199,6	6 196,7			
20	64 H. DE CANCELLIS Yamaha YZF-R3	FRA	1'55.741	35 202,2	1'56.059	14 194,2	1'56.574	14 200,3	7 202,2			
21	22 N. KALININ Kawasaki Ninja 400	UKR	1'55.804	33 202,6	1'56.517	13 198,1	1'55.804	13 202,6	7 200,7			
22	72 V. STEEMAN KTM RC 390 R	NED	1'55.966	30 199,2	1'56.032	11 196,3	1'55.966	12 198,9	7 199,2			
23	75 M. ROCCA Kawasaki Ninja 400	ITA	1'56.079	33 194,6	1'57.508	11 190,8	1'56.484	15 193,2	7 194,6			
24	54 F. FULIGNI Yamaha YZF-R3	ITA	1'56.119	35 197,8	1'58.778	14 194,6	1'56.119	14 197,8	7 196,7			
25	2 A. CARRASCO Kawasaki Ninja 400	ESP	1'56.139	31 203,0	1'56.139	13 202,2	1'56.421	11 202,2	7 203,0			

29/09/2018

These data/results cannot be reproduced, stored and/or transmitted in whole or in part by any manner of electronic, mechanical, photocopying, recording, broadcasting or otherwise now known or herein after developed without the previous express consent by the copyright owner, except for reproduction in daily press and regular printed publications on sale to the public within 60 days of the event related to those data/results and always provided that copyright symbol appears together as follows below.

© DORNA WSBK ORGANIZATION Srl 2018





ACERBIS French Round, 28 - 30 September 2018

World Supersport 300 - Best Laps & Speeds

2 / 2

No.	Rider Bike	Nat	Best Lap		FP1		FP2		QP1		QP2							
			LL	SPD	LL	SPD	LL	SPD	LL	SPD	LL	SPD						
26	27 F. ROVELLI Kawasaki Ninja 400	ITA	1'56.209		1'59.136		1'57.121		1'56.209									
			27	200,7	11	193,9	9	200,7	7	196,0								
27	78 J. FORAY Kawasaki Ninja 400	FRA	1'56.347		1'57.301		1'58.755		1'56.347									
			35	200,3	14	194,9	14	200,3	7	197,0								
28	30 D. BLIN Yamaha YZF-R3	POL	1'56.409		1'56.965		1'56.473		1'56.409									
			33	200,3	12	192,8	13	200,3	8	195,3								
29	23 A. DUMAS KTM RC 390 R	CAN	1'56.560		1'58.398		1'57.276		1'56.560									
			36	197,8	14	197,0	15	197,0	7	197,8								
30	91 G. MORA Yamaha YZF-R3	ITA	1'56.661		1'59.845		1'58.078		1'56.661									
			33	200,0	13	190,1	13	198,1	7	200,0								
31	44 S. LOCHOFF Yamaha YZF-R3	RSA	1'57.102		2'01.039		1'58.425		1'57.102									
			35	196,3	14	196,3	14	196,3	7	195,3								
32	13 D. IOZZO Honda CBR500R	RSA	1'57.300		1'59.205		1'57.300		1'57.310									
			34	198,9	13	187,5	14	198,9	7	193,5								
33	7 N. SETTIMO Honda CBR500R	ITA	1'57.455		1'58.126		1'57.552		1'57.455									
			36	196,3	14	196,3	15	196,0	7	189,8								
34	58 T. FINOCCHIARO Honda CBR500R	GBR	1'57.537		1'59.616		1'57.537		1'59.542									
			34	196,3	13	193,5	15	196,3	6	188,8								
35	97 M. KAPPLER KTM RC 390 R	GER	1'57.565		1'59.105		1'58.123		1'57.565									
			31	197,4	12	192,8	12	197,4	7	193,9								
36	61 B. SOFUOGLU Yamaha YZF-R3	TUR	1'57.745		2'01.001		1'57.745											
			12	196,0	5	183,3	7	196,0										
37	28 D. KOOPMAN Yamaha YZF-R3	NED	1'57.865		2'00.058		1'59.080		1'57.865									
			33	195,6	12	189,1	14	195,3	7	195,6								
38	79 T. ALONSO Yamaha YZF-R3	POR	1'57.993		2'00.432		1'59.096		1'57.993									
			35	196,0	14	191,8	14	196,0	7	190,4								
39	5 R. VOS KTM RC 390 R	NED	1'58.224		1'59.660		1'58.224		1'58.897									
			31	198,5	14	192,8	14	198,5	3	194,2								
40	9 S. NAUD Kawasaki Ninja 400	FRA	1'58.783		2'01.671		1'59.933		1'58.783									
			31	196,3	10	175,3	14	191,8	7	196,3								
41	70 H. GIRARDET Kawasaki Ninja 400	FRA	2'00.280				2'00.884		2'00.280									
			21	186,2			14	177,3	7	186,2								

29/09/2018

These data/results cannot be reproduced, stored and/or transmitted in whole or in part by any manner of electronic, mechanical, photocopying, recording, broadcasting or otherwise now known or herein after developed without the previous express consent by the copyright owner, except for reproduction in daily press and regular printed publications on sale to the public within 60 days of the event related to those data/results and always provided that copyright symbol appears together as follows below.

© DORNA WSBK ORGANIZATION Srl 2018

