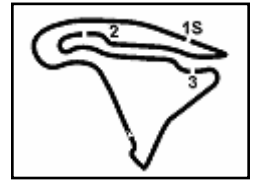




7.4

STK1000  
120/08



Magny-Cours 4.411 m

### ACERBIS French Round, 28 - 30 September 2018

#### Superstock 1000 - Chronological Analysis Race

Start at 11:40'41.043

1 / 3

1° 15 F. SANDI (1'39.386)							
Lap	Seg.1	Seg.2	Seg.3	Seg.4	Lap Time	km/h	Local Time
1		21.842	22.510	25.374	1'39.784	275,5	11:42'20.827
2	29.982	<b>21.764</b>	<b>22.278</b>	25.448	1'39.472	275,5	11:44'00.299
3	29.848	22.003	22.433	25.373	1'39.657	274,8	11:45'39.956
4	<b>29.731</b>	21.810	22.482	25.363	<b>1'39.386</b>	278,4	11:47'19.342
5	29.745	21.816	22.536	25.516	1'39.613	279,1	11:48'58.955
6	29.810	21.928	22.530	25.392	1'39.660	273,4	11:50'38.615
7	29.851	22.104	22.602	<b>25.327</b>	1'39.884	274,8	11:52'18.499
8	29.916	21.806	22.581	25.356	1'39.659	277,6	11:53'58.158
9	29.929	22.007	22.508	25.401	1'39.845	274,8	11:55'38.003
10	29.929	21.888	22.711	25.466	1'39.994	276,2	11:57'17.997
11	30.022	21.937	22.737	25.403	1'40.099	276,2	11:58'58.096
12	29.936	22.162	22.725	25.521	1'40.344	276,9	12:00'38.440
13	30.032	22.016	22.793	25.591	1'40.432	276,9	12:02'18.872
14	29.966	21.937	22.652	25.482	1'40.037	<b>280,5</b>	12:03'58.909
15	29.926	21.845	22.609	25.420	1'39.800	<b>280,5</b>	12:05'38.709
Race Time 24'57.666							

2° 2 R. TAMBURINI (1'39.299)							
Lap	Seg.1	Seg.2	Seg.3	Seg.4	Lap Time	km/h	Local Time
1		22.715	22.908	25.726	1'42.174	264,7	11:42'23.217
2	29.905	21.995	22.719	25.650	1'40.269	254,1	11:44'03.486
3	30.002	<b>21.692</b>	22.749	25.565	1'40.008	277,6	11:45'43.494
4	29.646	21.785	22.638	<b>25.230</b>	<b>1'39.299</b>	279,1	11:47'22.793
5	29.587	21.818	22.506	25.426	1'39.337	272,7	11:49'02.130
6	<b>29.520</b>	21.957	22.620	25.307	1'39.404	276,2	11:50'41.534
7	29.580	21.859	22.571	25.506	1'39.516	274,8	11:52'21.050
8	29.751	21.795	22.595	25.322	1'39.463	276,9	11:54'00.513
9	29.857	22.787	22.515	25.404	1'40.563	276,9	11:55'41.076
10	29.832	21.988	<b>22.504</b>	25.340	1'39.664	274,8	11:57'20.740
11	29.959	21.834	22.595	25.352	1'39.740	272,7	11:59'00.480
12	29.752	21.921	22.552	25.423	1'39.648	276,2	12:00'40.128
13	29.793	21.812	22.717	25.379	1'39.701	276,9	12:02'19.829
14	29.680	21.895	22.610	25.431	1'39.616	<b>279,8</b>	12:03'59.445
15	29.751	21.816	22.536	25.456	1'39.559	274,1	12:05'39.004
Race Time 24'57.961							

3° 28 M. REITERBERGER (1'39.370)							
Lap	Seg.1	Seg.2	Seg.3	Seg.4	Lap Time	km/h	Local Time
1		22.319	22.627	25.467	1'40.725	260,2	11:42'21.768
2	30.019	22.228	22.621	25.486	1'40.354	272,7	11:44'02.122
3	29.990	21.882	22.591	25.368	1'39.831	280,5	11:45'41.953
4	29.817	21.813	22.607	25.373	1'39.610	276,2	11:47'21.563
5	<b>29.721</b>	<b>21.782</b>	22.417	25.450	<b>1'39.370</b>	273,4	11:49'00.933
6	29.806	22.136	22.558	<b>25.302</b>	1'39.802	277,6	11:50'40.735
7	29.768	21.960	22.469	25.380	1'39.577	279,1	11:52'20.312
8	29.843	21.844	<b>22.377</b>	25.368	1'39.432	278,4	11:53'59.744
9	29.838	21.882	22.433	25.560	1'39.713	280,5	11:55'39.457
10	29.942	21.889	22.522	25.402	1'39.755	280,5	11:57'19.212
11	29.943	21.882	22.723	25.545	1'40.093	282,7	11:58'59.305
12	29.952	21.839	22.607	25.521	1'39.919	282,7	12:00'39.224
13	29.965	21.873	22.555	25.536	1'39.929	282,0	12:02'19.153
14	29.961	22.150	22.684	25.990	1'40.785	278,4	12:03'59.938
15	29.782	21.862	22.658	25.777	1'40.079	<b>283,5</b>	12:05'40.017
Race Time 24'58.974							

4° 21 F. MARINO (1'39.792)							
Lap	Seg.1	Seg.2	Seg.3	Seg.4	Lap Time	km/h	Local Time
1		22.656	22.989	25.617	1'41.979	271,4	11:42'23.022
2	29.771	22.045	22.793	25.601	1'40.210	274,8	11:44'03.232
3	29.828	22.000	22.796	25.497	1'40.121	273,4	11:45'43.353
4	29.918	22.019	<b>22.629</b>	25.504	1'40.070	272,0	11:47'23.423
5	29.654	<b>21.909</b>	22.803	<b>25.426</b>	<b>1'39.792</b>	279,8	11:49'03.215
6	<b>29.633</b>	22.000	22.680	25.673	1'39.986	280,5	11:50'43.201
7	29.823	21.939	22.632	25.607	1'40.001	282,0	11:52'23.202
8	29.888	22.186	22.771	25.469	1'40.314	279,8	11:54'03.516

9	29.892	22.010	22.893	25.685	1'40.480	281,3	11:55'43.996
10	29.937	22.170	22.674	25.619	1'40.400	282,0	11:57'24.396
11	29.941	22.169	22.888	25.781	1'40.779	278,4	11:59'05.175
12	29.901	22.182	22.974	25.838	1'40.895	272,0	12:00'46.070
13	29.990	22.047	22.769	25.621	1'40.427	<b>283,5</b>	12:02'26.497
14	30.046	22.071	22.867	25.810	1'40.794	278,4	12:04'07.291
15	30.104	22.153	23.080	25.874	1'41.211	281,3	12:05'48.502
Race Time 25'07.459							

5° 70 L. VITALI (1'40.073)							
Lap	Seg.1	Seg.2	Seg.3	Seg.4	Lap Time	km/h	Local Time
1		22.384	22.907	25.580	1'41.611	265,4	11:42'22.654
2	30.091	22.222	22.951	25.735	1'40.999	273,4	11:44'03.653
3	29.985	21.959	<b>22.620</b>	25.509	<b>1'40.073</b>	265,4	11:45'43.726
4	30.094	21.911	22.678	<b>25.456</b>	1'40.139	272,7	11:47'23.865
5	<b>29.950</b>	21.995	22.808	25.513	1'40.266	280,5	11:49'04.131
6	30.081	22.000	22.775	25.605	1'40.461	<b>284,2</b>	11:50'44.592
7	30.105	21.947	22.860	25.535	1'40.447	278,4	11:52'25.039
8	30.275	21.905	23.015	25.631	1'40.826	279,1	11:54'05.865
9	30.371	22.204	22.874	25.726	1'41.175	273,4	11:55'47.040
10	30.390	22.116	22.933	25.680	1'41.119	277,6	11:57'28.159
11	30.489	22.057	22.991	25.868	1'41.405	277,6	11:59'09.564
12	30.556	22.128	23.062	25.808	1'41.554	279,1	12:00'51.118
13	30.368	21.981	22.931	25.727	1'41.007	279,8	12:02'32.125
14	30.294	<b>21.792</b>	23.024	25.909	1'41.019	282,7	12:04'13.144
15	30.686	22.356	23.681	26.393	1'43.116	266,7	12:05'56.260
Race Time 25'15.217							

6° 52 A. DELBIANCO (1'39.451)							
Lap	Seg.1	Seg.2	Seg.3	Seg.4	Lap Time	km/h	Local Time
1		22.194	22.652	25.443	1'41.078	278,4	11:42'22.121
2	29.702	<b>21.773</b>	22.689	25.287	<b>1'39.451</b>	279,1	11:44'01.572
3	29.893	22.046	<b>22.487</b>	25.417	1'39.843	272,7	11:45'41.415
4	29.855	21.949	22.642	25.334	1'39.780	<b>283,5</b>	11:47'21.195
5	29.936	22.108	22.586	25.428	1'40.058	282,7	11:49'01.253
6	29.604	22.144	22.764	25.308	1'39.820	282,7	11:50'41.073
7	<b>29.589</b>	21.924	22.729	25.310	1'39.552	276,2	11:52'20.625
8	29.810	21.862	22.607	<b>25.260</b>	1'39.539	277,6	11:54'00.164
9	30.175	21.846	23.059	25.681	1'40.761	274,1	11:55'40.925
10	29.936	22.623	22.881	25.741	1'41.181	278,4	11:57'22.106
11	30.225	22.660	23.164	25.851	1'41.900	268,7	11:59'04.006
12	30.520	23.681	23.338	25.994	1'43.533	268,7	12:00'47.539
13	30.408	22.476	23.601	26.005	1'42.490	273,4	12:02'30.029
14	30.650	22.599	23.388	26.193	1'42.830	270,0	12:04'12.859
15	30.729	22.636	23.537	26.650	1'43.552	271,4	12:05'56.411
Race Time 25'15.368							

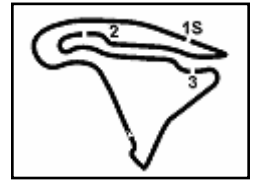
7° 51 E. VIONNET (1'40.205)							
Lap	Seg.1	Seg.2	Seg.3	Seg.4	Lap Time	km/h	Local Time
1		22.649	22.962	25.847	1'42.562	247,7	11:42'23.605
2	30.073	21.974	22.816	25.616	1'40.479	266,0	11:44'04.084
3	<b>29.860</b>	21.959	22.764	25.622	<b>1'40.205</b>	267,3	11:45'44.289
4	29.987	22.041	<b>22.760</b>	25.647	1'40.435	270,7	11:47'24.724
5	30.055	<b>21.909</b>	22.777	25.703	1'40.444	<b>279,1</b>	11:49'05.168
6	30.065	22.038	22.912	<b>25.527</b>	1'40.542	276,9	11:50'45.710
7	30.339	21.963	22.841	25.676	1'40.819	277,6	11:52'26.529
8	30.374	22.105	22.913	25.818	1'41.210	276,9	11:54'07.739
9	30.402	22.249	22.958	25.631	1'41.240	277,6	11:55'48.979
10	30.438	22.296	23.035	25.875	1'41.644	275,5	11:57'30.623
11	30.424	22.257	22.977	25.837	1'41.495	276,2	11:59'12.118
12	30.346	22.295	23.202	26.304	1'42.147	274,8	12:00'54.265
13	30.646	22.282	23.212	25.827	1'41.967	277,6	12:02'36.232
14	30.469	22.309	23.091	26.112	1'41.981	276,9	12:04'18.213
15	30.653	22.326	23.222	26.422	1'42.623	277,6	12:06'00.836
Race Time 25'19.793							

8° 45 J. BUEHN (1'40.561)							
Lap	Seg.1	Seg.2	Seg.3	Seg.4	Lap Time	km/h	Local Time
1		22.649	22.962	25.847	1'42.562	247,7	11:42'23.605
2	30.073	21.974	22.816	25.616	1'40.479	266,0	11:44'04.084
3	<b>29.860</b>	21.959	22.764	25.622	<b>1'40.205</b>	267,3	11:45'



7.4

STK1000  
120/08



Magny-Cours 4.411 m

### ACERBIS French Round, 28 - 30 September 2018

#### Superstock 1000 - Chronological Analysis Race

Start at 11:40'41.043

2 / 3

Lap	Seg.1	Seg.2	Seg.3	Seg.4	Lap Time	km/h	Local Time
1	30.329	22.556	23.169	26.053	1'42.107	260,2	11:44'07.957
2	30.078	22.417	23.047	25.894	1'41.436	262,1	11:45'49.393
3	29.930	22.159	22.964	25.767	1'40.820	274,1	11:47'30.213
4	<b>29.842</b>	<b>22.100</b>	<b>22.911</b>	<b>25.708</b>	<b>1'40.561</b>	279,1	11:49'10.774
5	30.158	22.418	23.113	26.049	1'41.738	272,7	11:50'52.512
6	30.169	22.414	23.127	25.880	1'41.590	271,4	11:52'34.102
7	30.268	22.304	23.113	25.925	1'41.610	273,4	11:54'15.712
8	30.019	22.263	22.976	25.995	1'41.253	272,7	11:55'56.965
9	30.114	22.228	23.031	25.890	1'41.263	276,9	11:57'38.228
10	30.108	22.195	23.219	25.944	1'41.466	275,5	11:59'19.694
11	30.056	22.216	23.042	26.046	1'41.360	<b>279,8</b>	12:01'01.054
12	30.143	22.321	23.211	25.893	1'41.568	273,4	12:02'42.622
13	30.095	22.430	23.047	25.987	1'41.559	279,1	12:04'24.181
14	30.259	22.510	23.139	26.166	1'42.074	269,3	12:06'06.255
Race Time 25'33.828							

#### 9° 23 L. SALVADORI (1'41.183)

Lap	Seg.1	Seg.2	Seg.3	Seg.4	Lap Time	km/h	Local Time
1		22.491	23.041	25.838	1'42.789	261,5	11:42'23.832
2	<b>30.123</b>	22.429	<b>22.908</b>	25.890	1'41.350	261,5	11:44'05.182
3	30.217	22.417	23.072	26.029	1'41.735	273,4	11:45'46.917
4	30.444	22.239	23.011	25.947	1'41.641	277,6	11:47'28.558
5	30.430	22.222	23.091	26.045	1'41.788	277,6	11:49'10.346
6	30.534	22.235	23.185	25.942	1'41.896	<b>279,1</b>	11:50'52.242
7	30.556	22.701	23.059	25.803	1'42.119	270,0	11:52'34.361
8	30.341	22.275	22.993	25.988	1'41.597	274,8	11:54'15.958
9	30.226	22.150	23.025	<b>25.782</b>	<b>1'41.183</b>	274,8	11:55'57.141
10	30.365	22.180	22.922	25.964	1'41.431	278,4	11:57'38.572
11	30.257	<b>22.149</b>	23.007	25.980	1'41.393	275,5	11:59'19.965
12	30.339	22.177	22.928	25.935	1'41.379	<b>279,1</b>	12:01'01.344
13	30.284	22.193	23.157	25.862	1'41.496	274,1	12:02'42.840
14	30.292	22.188	23.148	25.986	1'41.614	<b>279,1</b>	12:04'24.454
15	30.364	22.433	23.085	26.086	1'41.968	<b>270,7</b>	12:06'06.422
Race Time 25'25.379							

#### 10° 16 G. RUIU (1'41.274)

Lap	Seg.1	Seg.2	Seg.3	Seg.4	Lap Time	km/h	Local Time
1		23.353	23.301	26.184	1'44.567	254,1	11:42'25.610
2	30.415	22.486	23.153	<b>25.928</b>	1'41.982	265,4	11:44'07.592
3	30.358	22.333	23.189	26.376	1'42.256	268,7	11:45'49.848
4	30.251	22.254	23.019	25.979	1'41.503	270,0	11:47'31.351
5	30.439	<b>22.194</b>	23.094	26.090	1'41.817	268,0	11:49'13.168
6	30.323	22.323	23.060	25.931	1'41.637	268,0	11:50'54.805
7	30.279	22.343	23.083	26.001	1'41.706	268,7	11:52'36.511
8	30.260	22.247	<b>22.838</b>	25.929	<b>1'41.274</b>	<b>272,7</b>	11:54'17.785
9	30.206	22.268	22.903	26.057	1'41.434	266,7	11:55'59.219
10	<b>30.153</b>	22.350	23.067	26.103	1'41.673	272,0	11:57'40.892
11	30.324	22.259	23.108	26.066	1'41.757	270,7	11:59'22.649
12	30.306	22.551	23.196	26.038	1'42.091	272,0	12:01'04.740
13	30.369	22.353	23.391	26.088	1'42.201	269,3	12:02'46.941
14	30.806	22.429	23.461	26.387	1'43.083	270,7	12:04'30.024
15	30.803	22.693	23.464	26.536	1'43.496	271,4	12:06'13.520
Race Time 25'32.477							

#### 11° 59 A. SCHACHT (1'41.419)

Lap	Seg.1	Seg.2	Seg.3	Seg.4	Lap Time	km/h	Local Time
1		22.735	23.352	26.389	1'45.215	254,1	11:42'26.258
2	30.427	22.564	22.949	26.357	1'42.297	262,8	11:44'08.555
3	30.275	22.675	23.319	26.058	1'42.327	261,5	11:45'50.882
4	30.272	22.608	<b>22.869</b>	25.901	1'41.650	263,4	11:47'32.532
5	<b>30.201</b>	22.356	22.961	25.901	<b>1'41.419</b>	267,3	11:49'13.951
6	30.280	22.349	22.982	<b>25.832</b>	1'41.443	263,4	11:50'55.394
7	30.263	22.382	22.953	26.030	1'41.628	263,4	11:52'37.022
8	30.349	<b>22.333</b>	22.900	26.113	1'41.695	270,7	11:54'18.717
9	30.385	22.427	22.958	25.860	1'41.630	265,4	11:56'00.347
10	30.377	22.342	23.003	26.006	1'41.728	<b>271,4</b>	11:57'42.075

#### 12° 14 J. NIGON (1'41.852)

Lap	Seg.1	Seg.2	Seg.3	Seg.4	Lap Time	km/h	Local Time
1		22.964	23.003	26.229	1'44.071	252,3	11:42'25.114
2	30.526	22.643	23.585	26.342	1'43.096	255,9	11:44'08.210
3	30.538	23.271	23.053	26.295	1'43.157	262,1	11:45'51.367
4	30.465	22.612	23.167	25.958	1'42.202	255,9	11:47'33.569
5	<b>30.279</b>	22.792	23.015	25.931	1'42.017	261,5	11:49'15.586
6	30.435	22.601	<b>22.993</b>	<b>25.823</b>	<b>1'41.852</b>	261,5	11:50'57.438
7	30.376	22.606	23.334	26.190	1'42.506	<b>262,8</b>	11:52'39.944
8	30.497	<b>22.423</b>	23.001	25.963	1'41.884	261,5	11:54'21.828
9	30.507	22.529	23.058	25.935	1'42.029	255,3	11:56'03.857
10	30.583	22.661	23.188	26.093	1'42.525	251,7	11:57'46.382
11	30.686	22.666	23.296	26.272	1'42.920	253,5	11:59'29.302
12	30.824	22.621	23.318	26.134	1'42.897	256,5	12:01'12.199
13	30.827	22.627	23.344	26.165	1'42.963	255,9	12:02'55.162
14	30.739	22.622	23.285	26.400	1'43.046	255,3	12:04'38.208
15	30.792	22.521	23.394	26.477	1'43.184	259,0	12:06'21.392
Race Time 25'40.349							

#### 13° 73 J. CRETARO (1'41.295)

Lap	Seg.1	Seg.2	Seg.3	Seg.4	Lap Time	km/h	Local Time
1		23.170	23.238	26.535	1'45.630	252,3	11:42'26.673
2	30.346	22.682	<b>22.924</b>	26.279	1'42.231	263,4	11:44'08.904
3	30.106	23.162	23.131	26.366	1'42.765	248,3	11:45'51.669
4	30.245	22.722	23.254	25.949	1'42.170	255,9	11:47'33.839
5	<b>30.013</b>	<b>22.425</b>	23.001	25.856	<b>1'41.295</b>	270,0	11:49'15.134
6	30.365	22.782	22.994	<b>25.734</b>	1'41.875	270,0	11:50'57.009
7	30.261	23.350	23.599	26.545	1'43.755	267,3	11:52'40.764
8	30.517	23.056	23.249	26.176	1'42.998	257,1	11:54'23.762
9	30.397	23.138	23.251	26.128	1'42.914	259,0	11:56'06.676
10	30.625	22.877	23.275	25.996	1'42.773	266,7	11:57'49.449
11	30.361	22.870	23.283	26.089	1'42.603	268,7	11:59'32.052
12	30.333	22.736	23.197	26.145	1'42.411	271,4	12:01'14.463
13	30.758	22.765	23.450	26.001	1'42.974	272,7	12:02'57.437
14	30.597	22.578	23.201	26.067	1'42.443	<b>275,5</b>	12:04'39.880
15	30.387	22.839	23.381	26.259	1'42.866	268,0	12:06'22.746
Race Time 25'41.703							

#### 14° 7 M. SCHEIB (1'39.568)

Lap	Seg.1	Seg.2	Seg.3	Seg.4	Lap Time	km/h	Local Time
1		22.002	22.688	25.523	1'40.372	259,6	11:42'21.415
2	29.900	22.769	22.737	25.499	1'40.905	274,1	11:44'02.320
3	29.831	22.011	<b>22.566</b>	<b>25.375</b>	1'39.783	274,8	11:45'42.103
4	29.744	21.929	22.800	25.507	1'39.980	264,1	11:47'22.083
5	<b>29.607</b>	21.968	22.686	25.472	1'39.733	276,2	11:49'01.816
6	29.760	22.126	22.695	25.429	1'40.010	274,1	11:50'41.826
7	29.667	<b>21.808</b>	22.664	25.429	<b>1'39.568</b>	271,4	11:52'21.394
8	29.781	21.863	22.673	25.491	1'39.808	277,6	11:54'01.202
9	29.833	22.247	22.727	25.774	1'40.581	273,4	11:55'41.783
10	29.981	21.978	22.729	25.781	1'40.469	272,7	11:57'22.252
11	30.110	22.716	23.008	26.042	1'41.876	280,5	11:59'04.128
12	30.320	22.899	23.022	52.658	2'08.899	<b>283,5</b>	12:01'13.027
13	34.609	22.740	23.401	26.115	1'46.865	268,7	12:02'59.892
14	32.751	26.905	23.826	26.310	1'49.792	272,7	12:04'49.684
15	30.781	22.810	23.929	27.812	1'45.332	267,3	12:06'35.016
Race Time 25'53.973							

#### 15° 39 R. PAGAUD (1'42.794)

Lap	Seg.1	Seg.2	Seg.3	Seg.4	Lap Time	km/h	Local Time
1		23.679	23.800	26.353	1'46.958	250,6	11:42'28.001
2	30.756	22.881	23.502	26.143	1'43.282	263,4	11:44'11.283

30/09/2018 P = Pits In/Out - C = Lap Time Cancelled

These data/results cannot be reproduced, stored and/or transmitted in whole or in part by any manner of electronic, mechanical, photocopying, recording, broadcasting or otherwise now known or herein after developed without the previous express consent by the copyright owner, except for reproduction in daily press and regular printed publications on sale to the public within 60 days of the event related to those data/results and always provided that copyright symbol appears together as follows below.

© DORNA WSBK ORGANIZATION Srl 2018

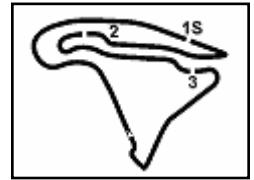
PIRELLI PERUGIA TIMING



Official Tyre Supplier



Official Timekeeper



### ACERBIS French Round, 28 - 30 September 2018

#### Superstock 1000 - Chronological Analysis Race

Start at 11:40'41.043

3	30.682	<b>22.577</b>	<b>23.454</b>	<b>26.081</b>	<b>1'42.794</b>	270,7	11:45'54.077
4	<b>30.558</b>	22.691	23.548	26.196	1'42.993	271,4	11:47'37.070
5	30.764	22.784	23.650	26.159	1'43.357	273,4	11:49'20.427
6	30.841	22.803	23.827	26.447	1'43.918	271,4	11:51'04.345
7	30.905	23.250	23.783	26.360	1'44.298	260,2	11:52'48.643
8	31.296	23.796	23.919	26.381	1'45.392	271,4	11:54'34.035
9	31.036	22.995	23.810	26.450	1'44.291	271,4	11:56'18.326
10	30.957	22.888	23.856	26.449	1'44.150	269,3	11:58'02.476
11	31.082	22.939	23.924	26.533	1'44.478	270,0	11:59'46.954
12	30.998	23.148	23.962	26.588	1'44.696	266,0	12:01'31.650
13	31.127	23.030	24.076	26.553	1'44.786	266,0	12:03'16.436
14	30.933	22.714	23.870	26.292	1'43.809	274,1	12:05'00.245
15	30.902	22.704	23.837	28.376	1'45.819	<b>274,8</b>	12:06'46.064

Race Time 26'05.021

#### 16° 46 M. CUDEVILLE (1'42.918)

Lap	Seg.1	Seg.2	Seg.3	Seg.4	Lap Time	km/h	Local Time
1		23.491	23.918	26.224	1'46.553	248,8	11:42'27.596
2	<b>30.731</b>	22.598	23.483	<b>26.106</b>	<b>1'42.918</b>	260,2	11:44'10.514
3	30.812	<b>22.387</b>	<b>23.323</b>	26.616	1'43.138	270,0	11:45'53.652
4	30.934	23.013	23.646	26.410	1'44.003	269,3	11:47'37.655
5	30.831	22.632	23.551	26.352	1'43.366	262,8	11:49'21.021
6	30.999	22.506	23.629	26.537	1'43.671	269,3	11:51'04.692
7	30.828	23.360	23.791	26.579	1'44.558	261,5	11:52'49.250
8	30.944	23.415	23.751	26.382	1'44.492	262,8	11:54'33.742
9	31.381	23.219	23.816	26.773	1'45.189	258,4	11:56'18.931
10	31.056	22.628	23.650	26.712	1'44.046	267,3	11:58'02.977
11	30.963	22.778	23.911	26.670	1'44.322	263,4	11:59'47.299
12	31.065	22.915	23.990	26.836	1'44.806	257,1	12:01'32.105
13	30.871	23.104	23.996	26.728	1'44.699	266,0	12:03'16.804
14	31.103	22.630	23.782	26.552	1'44.067	<b>271,4</b>	12:05'00.871
15	30.815	22.574	23.570	29.303	1'46.262	270,0	12:06'47.133

Race Time 26'06.090

#### RET 31 V. SUCHET (1'42.357)

Lap	Seg.1	Seg.2	Seg.3	Seg.4	Lap Time	km/h	Local Time
1		23.155	23.276	26.452	1'45.863	253,5	11:42'26.906
2	30.574	22.552	<b>23.136</b>	26.236	1'42.498	263,4	11:44'09.404
3	30.445	22.719	23.331	<b>25.988</b>	1'42.483	264,7	11:45'51.887
4	30.339	22.725	23.285	26.008	<b>1'42.357</b>	262,8	11:47'34.244

Race Time 6'53.201

30/09/2018 P = Pits In/Out - C = Lap Time Cancelled

These data/results cannot be reproduced, stored and/or transmitted in whole or in part by any manner of electronic, mechanical, photocopying, recording, broadcasting or otherwise now known or herein after developed without the previous express consent by the copyright owner, except for reproduction in daily press and regular printed publications on sale to the public within 60 days of the event related to those data/results and always provided that copyright symbol appears together as follows below.

© DORNA WSBK ORGANIZATION Srl 2018