

### ACERBIS French Round, 28 - 30 September 2018

#### Superstock 1000 - Free Practices Combined Results

No.	Rider	Nat	Team	Bike	FP1	FP2	FP3	Time	Gap	Rel.	Avg Laps
1	<b>2 R. TAMBURINI</b>	ITA	Berclaz Racing Team	BMW S 1000 RR	1'41.114	<b>1'40.305</b>		<b>1'40.305</b>			158,313 20
2	<b>7 M. SCHEIB</b>	CHI	Aprilia Racing Team	Aprilia RSV4 RF	1'42.406	<b>1'40.400</b>		<b>1'40.400</b>	0.095	0.095	158,163 25
3	<b>15 F. SANDI</b>	ITA	MOTOCORSA Racing	Ducati 1199 Panigale R	1'41.909	<b>1'40.474</b>		<b>1'40.474</b>	0.169	0.074	158,047 20
4	<b>28 M. REITERBERGER</b>	GER	alpha Racing-Van Zon-BMW	BMW S 1000 RR	1'40.758	<b>1'40.491</b>		<b>1'40.491</b>	0.186	0.017	158,020 23
5	<b>21 F. MARINO</b>	FRA	URBIS Yamaha Motoxtracing STK Team	Yamaha YZF R1		<b>1'41.110</b>		<b>1'41.110</b>	0.805	0.619	157,053 16
6	<b>52 A. DELBIANCO</b>	ITA	GULF ALTHEA BMW Racing Team	BMW S 1000 RR	1'41.757	<b>1'41.205</b>		<b>1'41.205</b>	0.900	0.095	156,905 27
7	<b>51 E. VIONNET</b>	SUI	MOTOS VIONNET	BMW S 1000 RR	1'42.592	<b>1'41.341</b>		<b>1'41.341</b>	1.036	0.136	156,695 26
8	<b>70 L. VITALI</b>	ITA	Aprilia Racing Team	Aprilia RSV4 RF	1'44.179	<b>1'41.482</b>		<b>1'41.482</b>	1.177	0.141	156,477 21
9	<b>45 J. BUEHN</b>	GER	alpha Racing-Van Zon-BMW	BMW S 1000 RR	1'42.902	<b>1'41.588</b>		<b>1'41.588</b>	1.283	0.106	156,314 24
10	<b>16 G. RUIU</b>	ITA	Team Pedercini Racing	Kawasaki ZX-10RR	1'43.097	<b>1'42.070</b>		<b>1'42.070</b>	1.765	0.482	155,576 24
11	<b>23 L. SALVADORI</b>	ITA	Berclaz Racing Team	BMW S 1000 RR	<b>1'42.378</b>	1'42.527		<b>1'42.378</b>	2.073	0.308	155,108 22
12	<b>73 J. CRETARO</b>	ITA	C.M. Racing	Kawasaki ZX-10RR	1'47.609	<b>1'42.401</b>		<b>1'42.401</b>	2.096	0.023	155,073 21
13	<b>59 A. SCHACHT</b>	DEN	EAB SCHACHT Racing Team	Ducati 1199 Panigale R	1'43.081	<b>1'42.734</b>		<b>1'42.734</b>	2.429	0.333	154,570 19
14	<b>14 J. NIGON</b>	FRA	Riding Sensation	Yamaha YZF R1	1'43.282	<b>1'42.762</b>		<b>1'42.762</b>	2.457	0.028	154,528 23
15	<b>31 V. SUCHET</b>	SUI	Flembo Leader Team	Kawasaki ZX-10RR	1'44.192	<b>1'43.152</b>		<b>1'43.152</b>	2.847	0.390	153,944 25
16	<b>39 R. PAGAUD</b>	FRA	Team OGP	Yamaha YZF R1	1'45.086	<b>1'43.365</b>		<b>1'43.365</b>	3.060	0.213	153,626 23
17	<b>46 M. CUDEVILLE</b>	FRA	Flembo Leader Team	Kawasaki ZX-10RR	1'45.069	<b>1'43.367</b>		<b>1'43.367</b>	3.062	0.002	153,623 26
18	<b>6 E. PUSCEDDU</b>	ITA	D.K. Racing	BMW S 1000 RR	<b>1'43.403</b>			<b>1'43.403</b>	3.098	0.036	153,570 12
19	<b>77 T. ALBERTO</b>	PHI	MOTOCORSA Racing	Ducati 1199 Panigale R	1'45.139	<b>1'43.920</b>		<b>1'43.920</b>	3.615	0.517	152,806 26

28/09/2018

These data/results cannot be reproduced, stored and/or transmitted in whole or in part by any manner of electronic, mechanical, photocopying, recording, broadcasting or otherwise now known or herein after developed without the previous express consent by the copyright owner, except for reproduction in daily press and regular printed publications on sale to the public within 60 days of the event related to those data/results and always provided that copyright symbol appears together as follows below.

© DORNA WSBK ORGANIZATION Srl 2018

FKR PERUGIA TIMING



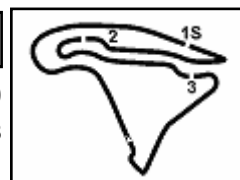
Official Tyre Supplier



Official Timekeeper



**3.2**  
STK1000  
120/08



Magny-Cours 4.411 m

1 / 2

### ACERBIS French Round, 28 - 30 September 2018

### Superstock 1000 - Results Free Practice 2nd Session

No.	Rider	Nat	Team	Bike	Time	Gap	Rel.	Laps	Speed	
									Avg	Max
1	2 R. <b>TAMBURINI</b>	ITA	Berclaz Racing Team	BMW S 1000 RR	<b>1'40.305</b>			12	158,313	<b>285,7</b>
2	7 M. <b>SCHEIB</b>	CHI	Aprilia Racing Team	Aprilia RSV4 RF	<b>1'40.400</b>	0.095	0.095	13	158,163	<b>285,0</b>
3	15 F. <b>SANDI</b>	ITA	MOTOCORSA Racing	Ducati 1199 Panigale R	<b>1'40.474</b>	0.169	0.074	11	158,047	<b>282,0</b>
4	28 M. <b>REITERBERGER</b>	GER	alpha Racing-Van Zon-BMW	BMW S 1000 RR	<b>1'40.491</b>	0.186	0.017	11	158,020	<b>285,0</b>
5	21 F. <b>MARINO</b>	FRA	URBIS Yamaha Motoxracing STK Team	Yamaha YZF R1	<b>1'41.110</b>	0.805	0.619	14	157,053	<b>285,0</b>
6	52 A. <b>DELBIANCO</b>	ITA	GULF ALTHEA BMW Racing Team	BMW S 1000 RR	<b>1'41.205</b>	0.900	0.095	13	156,905	<b>284,2</b>
7	51 E. <b>VIONNET</b>	SUI	MOTOS VIONNET	BMW S 1000 RR	<b>1'41.341</b>	1.036	0.136	12	156,695	<b>284,2</b>
8	70 L. <b>VITALI</b>	ITA	Aprilia Racing Team	Aprilia RSV4 RF	<b>1'41.482</b>	1.177	0.141	14	156,477	<b>282,7</b>
9	45 J. <b>BUEHN</b>	GER	alpha Racing-Van Zon-BMW	BMW S 1000 RR	<b>1'41.588</b>	1.283	0.106	12	156,314	<b>284,2</b>
10	16 G. <b>RUIU</b>	ITA	Team Pedercini Racing	Kawasaki ZX-10RR	<b>1'42.070</b>	1.765	0.482	10	155,576	<b>276,2</b>
11	73 J. <b>CRETARO</b>	ITA	C.M. Racing	Kawasaki ZX-10RR	<b>1'42.401</b>	2.096	0.331	16	155,073	<b>274,8</b>
12	23 L. <b>SALVADORI</b>	ITA	Berclaz Racing Team	BMW S 1000 RR	<b>1'42.527</b>	2.222	0.126	13	154,882	<b>278,4</b>
13	59 A. <b>SCHACHT</b>	DEN	EAB SCHACHT Racing Team	Ducati 1199 Panigale R	<b>1'42.734</b>	2.429	0.207	7	154,570	<b>272,0</b>
14	14 J. <b>NIGON</b>	FRA	Riding Sensation	Yamaha YZF R1	<b>1'42.762</b>	2.457	0.028	13	154,528	<b>265,4</b>
15	31 V. <b>SUCHET</b>	SUI	Flembo Leader Team	Kawasaki ZX-10RR	<b>1'43.152</b>	2.847	0.390	14	153,944	<b>273,4</b>
16	39 R. <b>PAGAUD</b>	FRA	Team OGP	Yamaha YZF R1	<b>1'43.365</b>	3.060	0.213	11	153,626	<b>279,8</b>
17	46 M. <b>CUDEVILLE</b>	FRA	Flembo Leader Team	Kawasaki ZX-10RR	<b>1'43.367</b>	3.062	0.002	14	153,623	<b>277,6</b>
18	77 T. <b>ALBERTO</b>	PHI	MOTOCORSA Racing	Ducati 1199 Panigale R	<b>1'43.920</b>	3.615	0.553	13	152,806	<b>283,5</b>
19	6 E. <b>PUSCEDDU</b>	ITA	D.K. Racing	BMW S 1000 RR				0		

Qualifying Lap Time (107% of 1'40.305): 1'47.327

N.6 (Pusceddu E.) will not participate to the end of the event due to technical reasons

AIR	Humidity:	43%	Temp:	25°C
TRACK	Condition:	Dry	Temp:	33°C

Records	Pole (QP)	2016 L.Mahias	1'39.922	158,920	Km/h
	Race (RC)	2017 F.Marino	1'39.886	158,980	Km/h
	Circuit (RC)	2017 F.Marino	1'39.886	158,980	Km/h

Start                      End                      The results are provisional until the end of the time limit for protests and appeals  
28/09/2018              14:15                      14:46                      and the completion of the technical checks.

These data/results cannot be reproduced, stored and/or transmitted in whole or in part by any manner of electronic, mechanical, photocopying, recording, broadcasting or otherwise now known or herein after developed without the previous express consent by the copyright owner, except for reproduction in daily press and regular printed publications on sale to the public within 60 days of the event related to those data/results and always provided that copyright symbol appears together as follows below.

© DORNA WSBK ORGANIZATION Srl 2018

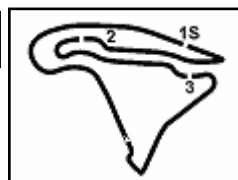
FICR PERUGIA TIMING



Official Tyre Supplier



Official Timekeeper



### ACERBIS French Round, 28 - 30 September 2018

#### Superstock 1000 - Results Free Practice 2nd Session

#### Session Highlights

Local Time	No. Rider	Description
14.15.00		Start
14.18.59	77 T. ALBERTO	Current Lap Cancelled - Exceeded Track Limits - Turn 11
14.19.17	45 J. BUEHN	Current Lap Cancelled - Exceeded Track Limits - Turn 11
14.19.30	23 L. SALVADORI	Current Lap Cancelled - Exceeded Track Limits - Turn 11
14.19.51	16 G. RUIU	Current Lap Cancelled - Exceeded Track Limits - Turn 11
14.20.14	59 A. SCHACHT	Current Lap Cancelled - Exceeded Track Limits - Turn 11
14.21.18	77 T. ALBERTO	On the Gravel - Re-Joined - Turn 13
14.29.11	15 F. SANDI	Current Lap Cancelled - Exceeded Track Limits - Turn 11
14.33.14	59 A. SCHACHT	Technical Problem - Turn 8
14.33.50	70 L. VITALI	Current Lap Cancelled - Exceeded Track Limits - Turn 11
14.36.00	52 A. DELBIANCO	Current Lap Cancelled - Exceeded Track Limits - Turn 11
14.42.02	21 F. MARINO	Lap Cancelled (1'40.843) - Exceeded Track Limits - Turn 17
14.42.44	16 G. RUIU	Current Lap Cancelled - Exceeded Track Limits - Turn 6
14.43.08	46 M. CUDEVILLE	Current Lap Cancelled - Exceeded Track Limits - Turn 6
14.44.46	70 L. VITALI	Current Lap Cancelled - Exceeded Track Limits - Turn 11
14.46.45		End Of Session

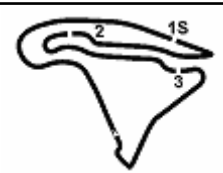
#### Fastest Laps Sequence

No.	Rider	Nat	Team	Bike	Local Time	Time	Gap	Avg
52	A. DELBIANCO	ITA	GULF ALTHEA BMW Racing Team	BMW S 1000 RR	14:18'34.937	<b>1'43.400</b>		153,574
21	F. MARINO	FRA	URBIS Yamaha Motocrossing STK Team	Yamaha YZF R1	14:19'14.943	<b>1'42.055</b>	-1.345	155,598
28	M. REITERBERGER	GER	alpha Racing-Van Zon-BMW	BMW S 1000 RR	14:19'42.422	<b>1'40.917</b>	-1.138	157,353
28	M. REITERBERGER	GER	alpha Racing-Van Zon-BMW	BMW S 1000 RR	14:24'47.044	<b>1'40.679</b>	-0.238	157,725
28	M. REITERBERGER	GER	alpha Racing-Van Zon-BMW	BMW S 1000 RR	14:36'01.085	<b>1'40.499</b>	-0.180	158,008
28	M. REITERBERGER	GER	alpha Racing-Van Zon-BMW	BMW S 1000 RR	14:37'41.576	<b>1'40.491</b>	-0.008	158,020
15	F. SANDI	ITA	MOTOCORSA Racing	Ducati 1199 Panigale R	14:42'48.939	<b>1'40.474</b>	-0.017	158,047
7	M. SCHEIB	CHI	Aprilia Racing Team	Aprilia RSV4 RF	14:44'44.353	<b>1'40.400</b>	-0.074	158,163
2	R. TAMBURINI	ITA	Berclaz Racing Team	BMW S 1000 RR	14:46'03.739	<b>1'40.305</b>	-0.095	158,313

Start                      End                      The results are provisional until the end of the time limit for protests and appeals  
28/09/2018              14:15                      14:46                      and the completion of the technical checks.

These data/results cannot be reproduced, stored and/or transmitted in whole or in part by any manner of electronic, mechanical, photocopying, recording, broadcasting or otherwise now known or herein after developed without the previous express consent by the copyright owner, except for reproduction in daily press and regular printed publications on sale to the public within 60 days of the event related to those data/results and always provided that copyright symbol appears together as follows below.

© DORNA WSBK ORGANIZATION Srl 2018



### ACERBIS French Round, 28 - 30 September 2018

#### Superstock 1000 - Best Sector & Speed Free Practice 2nd Session

**BEST LAP**

1	2 R. TAMBURINI	BMW S 1000 RR	1'40.305
2	7 M. SCHEIB	Aprilia RSV4 RF	1'40.400
3	15 F. SANDI	Ducati 1199 Panigale R	1'40.474
4	28 M. REITERBERGER	BMW S 1000 RR	1'40.491
5	21 F. MARINO	Yamaha YZF R1	1'41.110
6	52 A. DELBIANCO	BMW S 1000 RR	1'41.205
7	51 E. VIONNET	BMW S 1000 RR	1'41.341
8	70 L. VITALI	Aprilia RSV4 RF	1'41.482
9	45 J. BUEHN	BMW S 1000 RR	1'41.588
10	16 G. RUIJU	Kawasaki ZX-10RR	1'42.070
11	73 J. CRETARO	Kawasaki ZX-10RR	1'42.401
12	23 L. SALVADORI	BMW S 1000 RR	1'42.527
13	59 A. SCHACHT	Ducati 1199 Panigale R	1'42.734
14	14 J. NIGON	Yamaha YZF R1	1'42.762
15	31 V. SUCHET	Kawasaki ZX-10RR	1'43.152
16	39 R. PAGAUD	Yamaha YZF R1	1'43.365
17	46 M. CUDEVILLE	Kawasaki ZX-10RR	1'43.367
18	77 T. ALBERTO	Ducati 1199 Panigale R	1'43.920
19	6 E. PUSCEDDU	BMW S 1000 RR	

**SPEED**

1	2 R. TAMBURINI	BMW S 1000 RR	285,7
2	28 M. REITERBERGER	BMW S 1000 RR	285,0
3	7 M. SCHEIB	Aprilia RSV4 RF	285,0
4	21 F. MARINO	Yamaha YZF R1	285,0
5	45 J. BUEHN	BMW S 1000 RR	284,2
6	52 A. DELBIANCO	BMW S 1000 RR	284,2
7	51 E. VIONNET	BMW S 1000 RR	284,2
8	77 T. ALBERTO	Ducati 1199 Panigale R	283,5
9	70 L. VITALI	Aprilia RSV4 RF	282,7
10	15 F. SANDI	Ducati 1199 Panigale R	282,0
11	39 R. PAGAUD	Yamaha YZF R1	279,8
12	23 L. SALVADORI	BMW S 1000 RR	278,4
13	46 M. CUDEVILLE	Kawasaki ZX-10RR	277,6
14	16 G. RUIJU	Kawasaki ZX-10RR	276,2
15	73 J. CRETARO	Kawasaki ZX-10RR	274,8
16	31 V. SUCHET	Kawasaki ZX-10RR	273,4
17	59 A. SCHACHT	Ducati 1199 Panigale R	272,0
18	14 J. NIGON	Yamaha YZF R1	265,4

**SEG. 1**

1	7 M. SCHEIB	29.777
2	2 R. TAMBURINI	29.928
3	15 F. SANDI	29.964
4	28 M. REITERBERGER	29.975
5	21 F. MARINO	30.100
6	52 A. DELBIANCO	30.106
7	45 J. BUEHN	30.144
8	51 E. VIONNET	30.258
9	70 L. VITALI	30.265
10	73 J. CRETARO	30.398
11	16 G. RUIJU	30.406
12	23 L. SALVADORI	30.516
13	14 J. NIGON	30.540
14	59 A. SCHACHT	30.548
15	46 M. CUDEVILLE	30.685
16	39 R. PAGAUD	30.769
17	31 V. SUCHET	30.827
18	77 T. ALBERTO	30.828

**SEG. 2**

1	7 M. SCHEIB	21.908
2	2 R. TAMBURINI	21.960
3	52 A. DELBIANCO	22.028
4	28 M. REITERBERGER	22.046
5	15 F. SANDI	22.061
6	70 L. VITALI	22.138
7	21 F. MARINO	22.198
8	51 E. VIONNET	22.241
9	16 G. RUIJU	22.387
10	23 L. SALVADORI	22.487
11	45 J. BUEHN	22.512
12	73 J. CRETARO	22.638
13	46 M. CUDEVILLE	22.673
14	59 A. SCHACHT	22.687
15	14 J. NIGON	22.694
16	39 R. PAGAUD	22.729
17	31 V. SUCHET	22.896
18	77 T. ALBERTO	23.028

**SEG. 3**

1	28 M. REITERBERGER	22.560
2	15 F. SANDI	22.565
3	7 M. SCHEIB	22.598
4	2 R. TAMBURINI	22.616
5	21 F. MARINO	22.692
6	45 J. BUEHN	22.839
7	52 A. DELBIANCO	22.846
8	51 E. VIONNET	22.912
9	70 L. VITALI	22.942
10	16 G. RUIJU	23.001
11	14 J. NIGON	23.051
12	23 L. SALVADORI	23.063
13	31 V. SUCHET	23.126
14	59 A. SCHACHT	23.139
15	73 J. CRETARO	23.152
16	46 M. CUDEVILLE	23.319
17	39 R. PAGAUD	23.385
18	77 T. ALBERTO	23.386

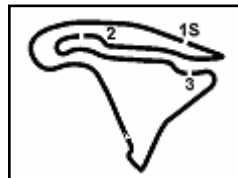
**SEG. 4**

1	2 R. TAMBURINI	25.583
2	15 F. SANDI	25.681
3	7 M. SCHEIB	25.684
4	28 M. REITERBERGER	25.712
5	21 F. MARINO	25.782
6	52 A. DELBIANCO	25.874
7	51 E. VIONNET	25.876
8	16 G. RUIJU	25.897
9	45 J. BUEHN	25.988
10	73 J. CRETARO	26.049
11	70 L. VITALI	26.056
12	31 V. SUCHET	26.111
13	14 J. NIGON	26.255
14	23 L. SALVADORI	26.258
15	59 A. SCHACHT	26.259
16	77 T. ALBERTO	26.300
17	39 R. PAGAUD	26.306
18	46 M. CUDEVILLE	26.429

28/09/2018

These data/results cannot be reproduced, stored and/or transmitted in whole or in part by any manner of electronic, mechanical, photocopying, recording, broadcasting or otherwise now known or herein after developed without the previous express consent by the copyright owner, except for reproduction in daily press and regular printed publications on sale to the public within 60 days of the event related to those data/results and always provided that copyright symbol appears together as follows below.

© DORNA WSBK ORGANIZATION Srl 2018



Magny-Cours 4.411 m

### ACERBIS French Round, 28 - 30 September 2018

#### Superstock 1000 - Ideal Times Free Practice 2nd Session

No.	Rider	Nat	Bike	Seg. 1	Seg. 2	Seg. 3	Seg. 4	Ideal Time			
				Diff. 1	Diff. 2	Diff. 3	Diff. 4	Best Lap	Pos.	Diff.	
1	<b>7 M. SCHEIB</b>	CHI	Aprilia RSV4 RF	<b>29.777</b>	<b>21.908</b> 0.198	22.598 0.156	25.684 0.079	<b>1'39.967</b>	1'40.400	3	0.433
2	<b>2 R. TAMBURINI</b>	ITA	BMW S 1000 RR	29.928 0.010	21.960	22.616 0.088	<b>25.583</b> 0.120	<b>1'40.087</b>	1'40.305	2	0.218
3	<b>15 F. SANDI</b>	ITA	Ducati 1199 Panigale R	29.964 0.089	22.061 0.114	22.565	25.681	<b>1'40.271</b>	1'40.474	4	0.203
4	<b>28 M. REITERBERGER</b>	GER	BMW S 1000 RR	29.975 0.032	22.046 0.109	<b>22.560</b> 0.057	25.712	<b>1'40.293</b>	1'40.491	5	0.198
5	<b>21 F. MARINO</b>	FRA	Yamaha YZF R1	30.100 0.113	22.198 0.029	22.692 0.196	25.782	<b>1'40.772</b>	1'41.110	6	0.338
6	<b>52 A. DELBIANCO</b>	ITA	BMW S 1000 RR	30.106 0.170	22.028	22.846	25.874 0.181	<b>1'40.854</b>	1'41.205	7	0.351
7	<b>51 E. VIONNET</b>	SUI	BMW S 1000 RR	30.258	22.241	22.912	25.876 0.054	<b>1'41.287</b>	1'41.341	8	0.054
8	<b>70 L. VITALI</b>	ITA	Aprilia RSV4 RF	30.265	22.138 0.072	22.942 0.009	26.056	<b>1'41.401</b>	1'41.482	9	0.081
9	<b>45 J. BUEHN</b>	GER	BMW S 1000 RR	30.144	22.512 0.105	22.839	25.988	<b>1'41.483</b>	1'41.588	10	0.105
10	<b>16 G. RUIU</b>	ITA	Kawasaki ZX-10RR	30.406 0.101	22.387 0.093	23.001 0.185	25.897	<b>1'41.691</b>	1'42.070	11	0.379
11	<b>73 J. CRETARO</b>	ITA	Kawasaki ZX-10RR	30.398 0.058	22.638 0.007	23.152 0.099	26.049	<b>1'42.237</b>	1'42.401	12	0.164
12	<b>23 L. SALVADORI</b>	ITA	BMW S 1000 RR	30.516	22.487 0.154	23.063	26.258 0.049	<b>1'42.324</b>	1'42.527	13	0.203
13	<b>14 J. NIGON</b>	FRA	Yamaha YZF R1	30.540	22.694 0.218	23.051 0.004	26.255	<b>1'42.540</b>	1'42.762	15	0.222
14	<b>59 A. SCHACHT</b>	DEN	Ducati 1199 Panigale R	30.548 0.101	22.687	23.139	26.259	<b>1'42.633</b>	1'42.734	14	0.101
15	<b>31 V. SUCHET</b>	SUI	Kawasaki ZX-10RR	30.827 0.031	22.896	23.126	26.111 0.161	<b>1'42.960</b>	1'43.152	16	0.192
16	<b>46 M. CUDEVILLE</b>	FRA	Kawasaki ZX-10RR	30.685 0.201	22.673	23.319 0.006	26.429 0.054	<b>1'43.106</b>	1'43.367	18	0.261
17	<b>39 R. PAGAUD</b>	FRA	Yamaha YZF R1	30.769 0.031	22.729 0.015	23.385 0.130	26.306	<b>1'43.189</b>	1'43.365	17	0.176
18	<b>77 T. ALBERTO</b>	PHI	Ducati 1199 Panigale R	30.828 0.218	23.028	23.386 0.160	26.300	<b>1'43.542</b>	1'43.920	19	0.378
<b>Overall Ideal Time</b>				29.777	21.908	22.560	25.583	<b>1'39.828</b>			

28/09/2018

These data/results cannot be reproduced, stored and/or transmitted in whole or in part by any manner of electronic, mechanical, photocopying, recording, broadcasting or otherwise now known or herein after developed without the previous express consent by the copyright owner, except for reproduction in daily press and regular printed publications on sale to the public within 60 days of the event related to those data/results and always provided that copyright symbol appears together as follows below.

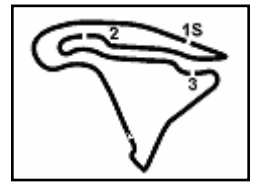
© DORNA WSBK ORGANIZATION Srl 2018

**PIRELLI PERUGIA TIMING**


Official Tyre Supplier



Official Timekeeper



### ACERBIS French Round, 28 - 30 September 2018

### Superstock 1000 - Chronological Analysis Free Practice 2nd Session

1° 2 R. TAMBURINI (1'40.305)								5° 21 F. MARINO (1'41.110)							
Lap	Seg.1	Seg.2	Seg.3	Seg.4	Lap Time	km/h	Local Time	Lap	Seg.1	Seg.2	Seg.3	Seg.4	Lap Time	km/h	Local Time
1							14:16'07.641	1							14:15'31.565
2	50.241	24.633	24.880	28.460	2'08.214P	241,6	14:18'15.855	2	46.802	23.799	24.284	26.438	2'01.323P	263,4	14:17'32.888
3	30.569	22.953	23.389	26.190	1'43.101	274,8	14:19'58.956	3	30.384	22.728	23.014	25.929	1'42.055	273,4	14:19'14.943
4	30.275	22.221	22.745	25.812	1'41.053	276,2	14:21'40.009	4	30.316	22.625	22.919	28.022	1'43.882P	284,2	14:20'58.825
5	30.081	22.240	22.719	25.893	1'40.933	279,8	14:23'20.942	5	2'33.201	23.696	23.053	25.944	3'45.894P	266,7	14:24'44.719
6	31.413	23.284	23.546	26.139	1'44.382	267,3	14:25'05.324	6	30.227	22.536	22.782	25.934	1'41.477	274,8	14:26'26.198
7	<b>29.928</b>	22.200	22.833	25.769	1'40.730	<b>285,7</b>	14:26'46.054	7	30.298	22.357	<b>22.692</b>	25.997	1'41.344	277,6	14:28'07.542
8	30.020	22.234	22.867	25.738	1'40.859	280,5	14:28'26.913	8	30.254	<b>22.198</b>	22.979	25.806	1'41.237	281,3	14:29'48.779
9	30.026	22.333	22.668	25.731	1'40.758	278,4	14:30'07.671	9	30.213	22.227	22.888	<b>25.782</b>	<b>1'41.110</b>	282,7	14:31'29.889
10	31.880	28.873	27.666	28.929	1'57.348P	261,5	14:32'05.019	10	30.724	23.082	23.501	28.600	1'45.907P	274,1	14:33'15.796
11	9'24.203	23.741	23.849	26.143	10'37.936P	261,5	14:42'42.955	11	3'50.465	22.839	23.143	26.398	5'02.845P	268,7	14:38'18.641
12	30.074	22.206	<b>22.616</b>	<b>25.583</b>	1'40.479	276,2	14:44'23.434	12	<b>30.100</b>	22.357	22.878	25.905	1'41.240	282,7	14:39'59.881
13	29.938	<b>21.960</b>	22.704	25.703	<b>1'40.305</b>	282,7	14:46'03.739	13	30.126	22.235	22.727	25.755	1'40.843C	279,8	14:41'40.724
								14	30.229	22.258	22.701	26.041	1'41.229	<b>285,0</b>	14:42'26.953
								15	30.306	22.238	22.843	25.874	1'41.261	283,5	14:45'03.214

2° 7 M. SCHEIB (1'40.400)								6° 52 A. DELBIANCO (1'41.205)							
Lap	Seg.1	Seg.2	Seg.3	Seg.4	Lap Time	km/h	Local Time	Lap	Seg.1	Seg.2	Seg.3	Seg.4	Lap Time	km/h	Local Time
1							14:15'07.727	1							14:16'51.537
2	47.387	23.434	24.024	33.485	2'08.330P	251,2	14:17'16.057	2	30.754	22.809	23.221	26.616	1'43.400	269,3	14:18'34.937
3	2'15.323	23.129	23.543	26.436	3'28.431P	259,6	14:20'44.488	3	31.073	22.656	23.249	26.296	1'43.274	275,5	14:20'18.211
4	30.144	22.548	23.100	26.216	1'42.008	282,7	14:22'26.496	4	30.638	22.446	23.193	26.453	1'42.730	278,4	14:22'00.941
5	30.132	23.425	23.016	27.455	1'44.028P	283,5	14:24'10.524	5	30.641	22.651	23.346	26.140	1'42.778	279,8	14:23'43.719
6	3'12.553	22.995	23.836	27.836	4'27.220P	273,4	14:28'37.744	6	30.623	22.541	23.225	26.101	1'42.490	281,3	14:25'26.209
7	30.390	22.554	23.150	25.959	1'42.053	274,1	14:30'19.797	7	34.913	24.324	25.142	30.100	1'54.479P	259,6	14:27'20.688
8	30.253	22.335	22.981	<b>25.684</b>	1'41.253	<b>285,0</b>	14:32'01.050	8	6'14.183	22.873	23.419	25.965	7'26.440P	272,0	14:34'47.128
9	30.650	25.860	23.324	28.181	1'48.015P	282,7	14:33'49.065	9	30.348	22.288	22.716	26.796	1'42.148C	279,8	14:36'29.276
10	4'28.112	24.907	24.735	31.702	5'49.456P	235,8	14:39'38.521	10	<b>30.106</b>	22.173	22.935	26.049	1'41.263	<b>284,2</b>	14:38'10.539
11	31.523	23.299	23.839	26.207	1'44.868	247,7	14:41'23.389	11	30.478	<b>22.028</b>	22.901	<b>25.874</b>	1'41.281	280,5	14:39'51.820
12	29.859	<b>21.908</b>	<b>22.598</b>	26.199	1'40.564	284,2	14:43'03.953	12	30.276	<b>22.028</b>	<b>22.846</b>	26.055	<b>1'41.205</b>	283,5	14:41'33.025
13	<b>29.777</b>	22.106	22.754	25.763	<b>1'40.400</b>	284,2	14:44'44.353	13	30.277	22.235	22.998	25.992	1'41.502	283,5	14:43'14.527
14	29.877	22.281	22.799	26.001	1'40.958	284,2	14:46'25.311	14	38.241	27.438	26.845	34.105	2'06.629P	214,7	14:45'21.156

3° 15 F. SANDI (1'40.474)								7° 51 E. VIONNET (1'41.341)							
Lap	Seg.1	Seg.2	Seg.3	Seg.4	Lap Time	km/h	Local Time	Lap	Seg.1	Seg.2	Seg.3	Seg.4	Lap Time	km/h	Local Time
1		23.339	23.742	26.422		270,0	14:19'17.822	1							14:15'03.916
2	30.701	22.548	22.998	25.970	1'42.217	278,4	14:21'00.039	2	49.723	24.107	24.126	26.816	2'04.772P	260,2	14:17'08.688
3	30.172	22.190	22.931	25.922	1'41.215	279,8	14:22'41.254	3	30.884	22.768	23.258	27.023	1'43.933	273,4	14:18'52.621
4	30.149	22.285	22.885	25.946	1'41.265	277,6	14:24'22.519	4	30.936	22.370	23.373	26.647	1'43.326	279,8	14:20'35.947
5	29.977	22.315	22.797	25.885	1'40.974	<b>282,0</b>	14:26'03.493	5	30.712	22.473	23.073	25.958	1'42.216	279,1	14:22'18.163
6	34.839	29.127	23.447	26.087	1'53.500	190,5	14:27'56.993	6	30.380	22.519	23.112	25.978	1'41.989	276,9	14:24'00.152
7	30.296	22.225	24.902	30.795	1'48.218CP	279,1	14:29'45.211	7	30.562	22.821	23.077	26.390	1'42.850	283,5	14:25'43.002
8	8'22.378	24.066	23.823	27.393	9'37.660P	252,9	14:39'22.871	8	31.189	24.672	25.842	30.169	1'51.872P	255,9	14:27'34.874
9	30.562	25.178	23.091	26.763	1'45.594	257,8	14:41'08.465	9	10'46.570	23.388	23.721	28.197	12'01.876P	257,8	14:39'36.750
10	30.053	22.175	<b>22.565</b>	<b>25.681</b>	<b>1'40.474</b>	279,8	14:42'48.939	10	30.410	22.325	23.036	<b>25.876</b>	1'41.647	276,9	14:41'18.397
11	30.203	22.339	24.155	28.218	1'44.915	280,5	14:44'33.854	11	<b>30.258</b>	<b>22.241</b>	<b>22.912</b>	25.930	<b>1'41.341</b>	281,3	14:42'59.738
12	<b>29.964</b>	<b>22.061</b>	22.678	25.856	1'40.559	<b>282,0</b>	14:46'14.413	12	30.357	22.284	22.951	26.058	1'41.650	279,1	14:44'41.388
								13	30.444	22.468	23.199	26.268	1'42.379	<b>284,2</b>	14:46'23.767

4° 28 M. REITERBERGER (1'40.491)								8° 70 L. VITALI (1'41.482)							
Lap	Seg.1	Seg.2	Seg.3	Seg.4	Lap Time	km/h	Local Time	Lap	Seg.1	Seg.2	Seg.3	Seg.4	Lap Time	km/h	Local Time
1		24.650	23.766	26.612		228,3	14:18'01.505	1							14:15'09.624
2	30.103	22.194	22.844	25.776	1'40.917	282,7	14:19'42.422	2	46.679	23.225	23.735	30.777	2'04.416P	250,6	14:17'14.040
3	30.253	22.383	22.964	27.408	1'43.008	282,7	14:21'25.430	3	30.871	22.531	23.897	26.662	1'43.961	276,9	14:18'58.001
4	30.157	22.155	22.759	25.864	1'40.935	282,7	14:23'06.365	4	32.470	24.544	23.747	26.624	1'47.385	247,1	14:20'45.386
5	<b>29.975</b>	22.304	22.589	25.811	1'40.679	<b>285,0</b>	14:24'47.044	5	30.505	22.633	23.456	26.145	1'42.739	279,1	14:22'28.125
6	31.017	24.184	24.110	30.298	1'49.609P	270,0	14:26'36.653	6	30.447	22.697	23.272	26.388	1'42.804	263,4	14:24'10.929
7	6'25.543	24.028	28.112	26.250	7'43.933P	242,7	14:34'20.586	7	30.717	22.811	23.279	30.437	1'47.244P	280,5	14:25'58.173
8	30.000	<b>22.046</b>	<b>22.560</b>	25.893	1'40.499	283,5	14:36'01.085	8	3'52.348	29.522	25.511	29.252	5'16.633P	235,8	14:31'14.806
9	30.007	22.155	22.617	<b>25.712</b>	<b>1'40.491</b>	282,0	14:37'41.576	9	1'47.074	24.502	26.746	28.126	3'06.448CP	255,9	14:34'21.254
10	30.111	22.206	22.690	25.891	1'40.898	282,7	14:39'22.474	10	<b>30.265</b>	22.210	22.951	<b>26.056</b>	<b>1'41.482</b>	<b>282,7</b>	14:36'02.736
11	30.891	24.736	23.248	31.297	1'50.172P	272,7	14:41'12.646	11	30.404	<b>22.138</b>	23.049	26.195	1'41.786	279,1	14:37'44.522
12	2'48.414	23.146	26.607	26.786	4'04.953P	266,7	14:45'17.599								

28/09/2018

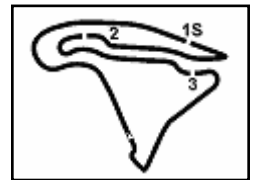
P = Pits In/Out - C = Lap Time Cancelled

These data/results cannot be reproduced, stored and/or transmitted in whole or in part by any manner of electronic, mechanical, photocopying, recording, broadcasting or otherwise now known or herein after developed without the previous express consent by the copyright owner, except for reproduction in daily press and regular printed publications on sale to the public within 60 days of the event related to those data/results and always provided that copyright symbol appears together as follows below.

© DORNA WSBK ORGANIZATION Srl 2018







### ACERBIS French Round, 28 - 30 September 2018

#### Superstock 1000 - Chronological Analysis Free Practice 2nd Session

9	31.670	24.286	25.019	30.542	1'51.517P	266,0	14:37'08.295
10	4'03.079	24.866	24.044	26.950	5'18.939P	255,9	14:42'27.234
11	30.853	25.772	24.167	27.140	1'47.932	<b>279,8</b>	14:44'15.166
12	<b>30.769</b>	22.930	23.579	26.415	1'43.693	275,5	14:45'58.859

17° 46 M. CUDEVILLE (1'43.367)							
Lap	Seg.1	Seg.2	Seg.3	Seg.4	Lap Time	km/h	Local Time
1							14:14'59.332
2	46.620	25.347	25.876	30.100	2'07.943P	235,3	14:17'07.275
3	31.566	23.082	23.591	26.917	1'45.156	267,3	14:18'52.431
4	31.265	22.922	<b>23.319</b>	26.490	1'43.996	252,3	14:20'36.427
5	30.894	22.791	23.528	26.645	1'43.858	260,9	14:22'20.285
6	30.758	22.920	23.352	<b>26.429</b>	1'43.459	265,4	14:24'03.744
7	31.147	23.899	27.603	35.612	1'58.261P	257,1	14:26'02.005
8	5'39.390	26.738	23.602	26.726	6'56.456P	247,7	14:32'58.461
9	30.794	23.119	23.652	29.672	1'47.237	274,1	14:34'45.698
10	30.954	22.883	23.493	26.916	1'44.246	264,7	14:36'29.944
11	<b>30.685</b>	30.365	24.219	27.091	1'52.360	<b>277,6</b>	14:38'22.304
12	30.886	<b>22.673</b>	23.325	26.483	<b>1'43.367</b>	268,0	14:40'05.671
13	40.590	26.766	26.799	29.734	2'03.889	246,6	14:42'09.560
14	31.098	33.125	26.687	27.900	1'58.810C	274,1	14:44'08.370
15	31.024	23.013	23.516	26.538	1'44.091	263,4	14:45'52.461

18° 77 T. ALBERTO (1'43.920)							
Lap	Seg.1	Seg.2	Seg.3	Seg.4	Lap Time	km/h	Local Time
1		26.430	25.919	27.293		250,6	14:17'41.955
2	31.887	24.072	24.344	28.446	1'48.749C	268,0	14:19'30.704
3	31.592	23.848	23.751	42.441	2'01.632	268,7	14:21'32.336
4	33.540	24.061	24.014	26.534	1'48.149	251,2	14:23'20.485
5	31.215	23.366	23.776	26.883	1'45.240	271,4	14:25'05.725
6	31.044	23.383	24.108	26.795	1'45.330	263,4	14:26'51.055
7	31.316	23.514	23.839	26.681	1'45.350	264,7	14:28'36.405
8	30.947	23.269	23.786	26.545	1'44.547	268,7	14:30'20.952
9	31.673	25.045	24.010	29.189	1'49.917P	264,1	14:32'10.869
10	4'55.805	23.882	23.697	26.472	6'09.856P	239,5	14:38'20.725
11	31.046	<b>23.028</b>	23.546	<b>26.300</b>	<b>1'43.920</b>	272,0	14:40'04.645
12	30.909	23.392	<b>23.386</b>	26.355	1'44.042	<b>283,5</b>	14:41'48.687
13	<b>30.828</b>	23.706	23.739	26.417	1'44.690	272,0	14:43'33.377
14	31.074	23.251	23.897	26.705	1'44.927	276,2	14:45'18.304

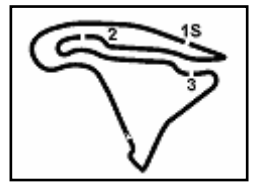
28/09/2018 P = Pits In/Out - C = Lap Time Cancelled

These data/results cannot be reproduced, stored and/or transmitted in whole or in part by any manner of electronic, mechanical, photocopying, recording, broadcasting or otherwise now known or herein after developed without the previous express consent by the copyright owner, except for reproduction in daily press and regular printed publications on sale to the public within 60 days of the event related to those data/results and always provided that copyright symbol appears together as follows below.

© DORNA WSBK ORGANIZATION Srl 2018



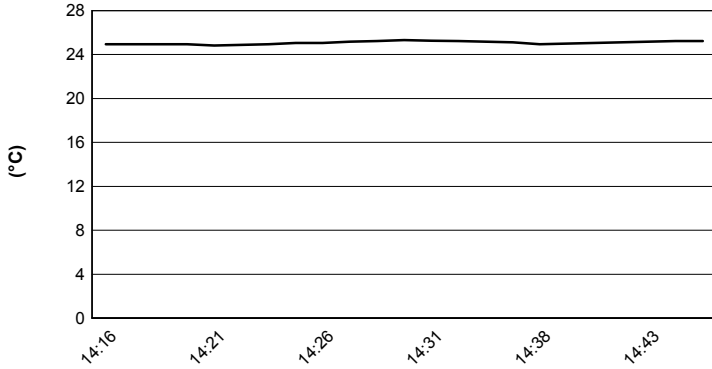




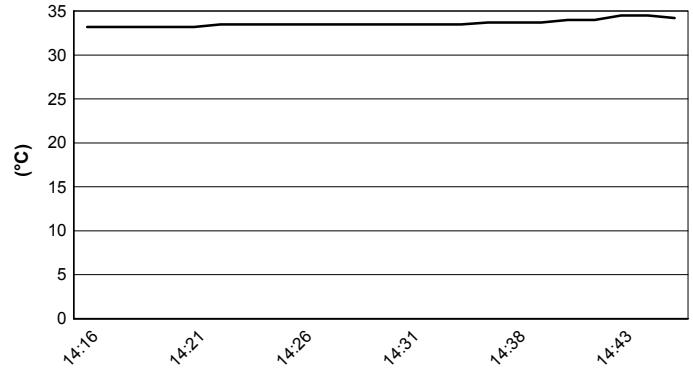
Magny-Cours 4.411 m

**ACERBIS French Round, 28 - 30 September 2018**  
**Superstock 1000 - Weather Report Free Practice 2nd Session**  
 Session started 14:15 - Session ended 14:46

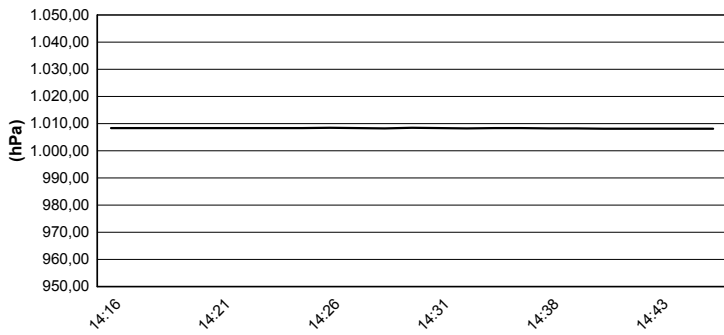
**Air Temperature**



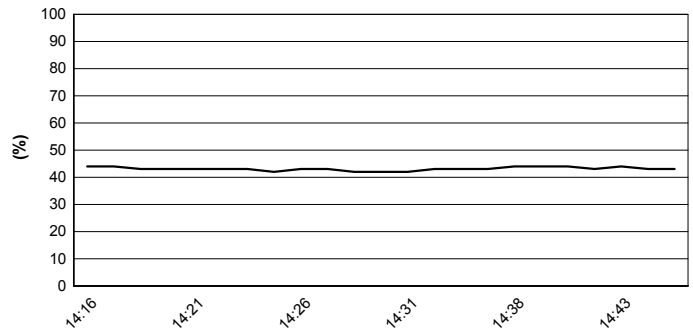
**Track Temperature**



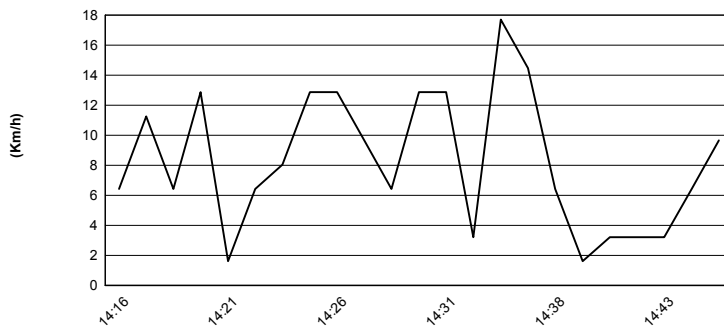
**Air Pressure**



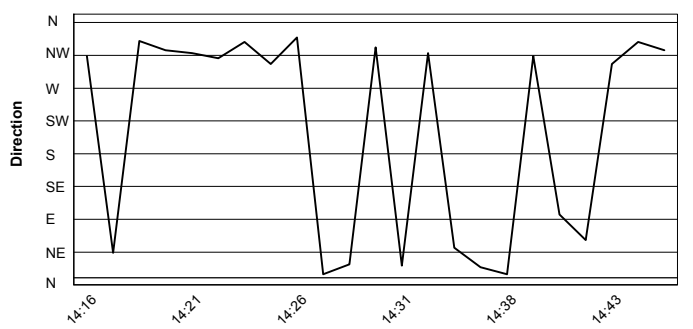
**Humidity**



**Wind Speed**



**Wind Direction**



28/09/2018

These data/results cannot be reproduced, stored and/or transmitted in whole or in part by any manner of electronic, mechanical, photocopying, recording, broadcasting or otherwise now known or herein after developed without the previous express consent by the copyright owner, except for reproduction in daily press and regular printed publications on sale to the public within 60 days of the event related to those data/results and always provided that copyright symbol appears together as follows below.

© DORNA WSBK ORGANIZATION Srl 2018

