

ACERBIS French Round, 28 - 30 September 2018

Superstock 1000 - Results Qualifying

No.	Rider	Nat	Team	Bike	Time	Gap	Rel.	Laps	Speed	
									Avg	Max
1	15 F. SANDI	ITA	MOTOCORSA Racing	Ducati 1199 Panigale R	1'38.876			10	160,601	285,0
2	28 M. REITERBERGER	GER	alpha Racing-Van Zon-BMW	BMW S 1000 RR	1'38.889	0.013	0.013	11	160,580	287,2
3	2 R. TAMBURINI	ITA	Berclaz Racing Team	BMW S 1000 RR	1'39.075	0.199	0.186	12	160,279	284,2
4	7 M. SCHEIB	CHI	Aprilia Racing Team	Aprilia RSV4 RF	1'39.445	0.569	0.370	11	159,682	286,5
5	70 L. VITALI	ITA	Aprilia Racing Team	Aprilia RSV4 RF	1'39.963	1.087	0.518	14	158,855	284,2
6	51 E. VIONNET	SUI	MOTOS VIONNET	BMW S 1000 RR	1'40.127	1.251	0.164	11	158,595	284,2
7	21 F. MARINO	FRA	URBIS Yamaha Motocrossing STK Team	Yamaha YZF R1	1'40.209	1.333	0.082	15	158,465	286,5
8	52 A. DELBIANCO	ITA	GULF ALTHEA BMW Racing Team	BMW S 1000 RR	1'40.243	1.367	0.034	12	158,411	288,0
9	23 L. SALVADORI	ITA	Berclaz Racing Team	BMW S 1000 RR	1'40.620	1.744	0.377	12	157,818	281,3
10	45 J. BUEHN	GER	alpha Racing-Van Zon-BMW	BMW S 1000 RR	1'41.078	2.202	0.458	11	157,102	283,5
11	16 G. RUIU	ITA	Team Pedercini Racing	Kawasaki ZX-10RR	1'41.119	2.243	0.041	14	157,039	274,8
12	14 J. NIGON	FRA	Riding Sensation	Yamaha YZF R1	1'41.868	2.992	0.749	12	155,884	266,0
13	73 J. CRETARO	ITA	C.M. Racing	Kawasaki ZX-10RR	1'41.895	3.019	0.027	13	155,843	273,4
14	59 A. SCHACHT	DEN	EAB SCHACHT Racing Team	Ducati 1199 Panigale R	1'42.076	3.200	0.181	7	155,566	272,0
15	77 T. ALBERTO	PHI	MOTOCORSA Racing	Ducati 1199 Panigale R	1'42.109	3.233	0.033	10	155,516	285,0
16	31 V. SUCHET	SUI	Flembo Leader Team	Kawasaki ZX-10RR	1'42.706	3.830	0.597	12	154,612	266,7
17	46 M. CUDEVILLE	FRA	Flembo Leader Team	Kawasaki ZX-10RR	1'42.875	3.999	0.169	9	154,358	274,8
18	39 R. PAGAUD	FRA	Team OGP	Yamaha YZF R1	1'43.144	4.268	0.269	11	153,956	279,8

Qualifying Lap Time (107% of 1'38.876): **1'45.798**

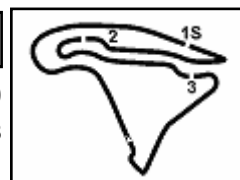
AIR	Humidity:	51%	Temp:	19°C
TRACK	Condition:	Dry	Temp:	30°C

Records	Pole (QP)	2016 L.Mahias	1'39.922	158,920	Km/h
	Race (RC)	2017 F.Marino	1'39.886	158,980	Km/h
	Circuit (FP3)	2018 M.Reiterberger	1'39.715	159,250	Km/h

Start End The results are provisional until the end of the time limit for protests and appeals
29/09/2018 15:05 15:36 and the completion of the technical checks.

These data/results cannot be reproduced, stored and/or transmitted in whole or in part by any manner of electronic, mechanical, photocopying, recording, broadcasting or otherwise now known or herein after developed without the previous express consent by the copyright owner, except for reproduction in daily press and regular printed publications on sale to the public within 60 days of the event related to those data/results and always provided that copyright symbol appears together as follows below.

© DORNA WSBK ORGANIZATION Srl 2018



ACERBIS French Round, 28 - 30 September 2018

Superstock 1000 - Results Qualifying

Session Highlights

Local Time	No. Rider	Description
15.05.00		Start
15.07.45	59 A. SCHACHT	Technical Problem - Turn 13
15.07.58	59 A. SCHACHT	Re-joined
15.09.50	39 R. PAGAUD	Current Lap Cancelled - Exceeded Track Limits - Turn 11
15.10.00		New Pole Record
15.13.22	16 G. RUIU	Current Lap Cancelled - Exceeded Track Limits - Turn 11
15.13.26	16 G. RUIU	On Asphalt - Re-Joined - Turn 8
15.13.49	31 V. SUCHET	Crashed - Turn 13
15.14.02	70 L. VITALI	Current Lap Cancelled - Exceeded Track Limits - Turn 11
15.14.18	31 V. SUCHET	Re-joined
15.19.34	7 M. SCHEIB	Crashed - Turn 15
15.19.56	7 M. SCHEIB	Re-joined
15.22.51	59 A. SCHACHT	Technical Problem
15.30.06	46 M. CUDEVILLE	Crashed - Turn 15
15.32.39	59 A. SCHACHT	Technical Problem - Turn 8
15.36.48		End Of Session

Fastest Laps Sequence

No.	Rider	Nat	Team	Bike	Local Time	Time	Gap	Avg
28	M. REITERBERGER	GER	alpha Racing-Van Zon-BMW	BMW S 1000 RR	15:08'28.449	1'40.227		158,436
15	F. SANDI	ITA	MOTOCORSA Racing	Ducati 1199 Panigale R	15:09'56.484	1'39.827	-0.400	159,071
7	M. SCHEIB	CHI	Aprilia Racing Team	Aprilia RSV4 RF	15:12'09.187	1'39.445	-0.382	159,682
15	F. SANDI	ITA	MOTOCORSA Racing	Ducati 1199 Panigale R	15:13'17.289	1'39.358	-0.087	159,822
28	M. REITERBERGER	GER	alpha Racing-Van Zon-BMW	BMW S 1000 RR	15:17'43.251	1'38.889	-0.469	160,580
15	F. SANDI	ITA	MOTOCORSA Racing	Ducati 1199 Panigale R	15:26'45.737	1'38.876	-0.013	160,601

Start 29/09/2018 15:05 End 15:36 The results are provisional until the end of the time limit for protests and appeals and the completion of the technical checks.

These data/results cannot be reproduced, stored and/or transmitted in whole or in part by any manner of electronic, mechanical, photocopying, recording, broadcasting or otherwise now known or herein after developed without the previous express consent by the copyright owner, except for reproduction in daily press and regular printed publications on sale to the public within 60 days of the event related to those data/results and always provided that copyright symbol appears together as follows below.

© DORNA WSBK ORGANIZATION Srl 2018



ACERBIS French Round, 28 - 30 September 2018
Superstock 1000 - Best Sector & Speed Qualifying

Magny-Cours 4.411 m

BEST LAP			
1	15 F. SANDI	Ducati 1199 Panigale R	1'38.876
2	28 M. REITERBERGER	BMW S 1000 RR	1'38.889
3	2 R. TAMBURINI	BMW S 1000 RR	1'39.075
4	7 M. SCHEIB	Aprilia RSV4 RF	1'39.445
5	70 L. VITALI	Aprilia RSV4 RF	1'39.963
6	51 E. VIONNET	BMW S 1000 RR	1'40.127
7	21 F. MARINO	Yamaha YZF R1	1'40.209
8	52 A. DELBIANCO	BMW S 1000 RR	1'40.243
9	23 L. SALVADORI	BMW S 1000 RR	1'40.620
10	45 J. BUEHN	BMW S 1000 RR	1'41.078
11	16 G. RUIU	Kawasaki ZX-10RR	1'41.119
12	14 J. NIGON	Yamaha YZF R1	1'41.868
13	73 J. CRETARO	Kawasaki ZX-10RR	1'41.895
14	59 A. SCHACHT	Ducati 1199 Panigale R	1'42.076
15	77 T. ALBERTO	Ducati 1199 Panigale R	1'42.109
16	31 V. SUCHET	Kawasaki ZX-10RR	1'42.706
17	46 M. CUDEVILLE	Kawasaki ZX-10RR	1'42.875
18	39 R. PAGAUD	Yamaha YZF R1	1'43.144

SPEED			
1	52 A. DELBIANCO	BMW S 1000 RR	288,0
2	28 M. REITERBERGER	BMW S 1000 RR	287,2
3	21 F. MARINO	Yamaha YZF R1	286,5
4	7 M. SCHEIB	Aprilia RSV4 RF	286,5
5	15 F. SANDI	Ducati 1199 Panigale R	285,0
6	77 T. ALBERTO	Ducati 1199 Panigale R	285,0
7	2 R. TAMBURINI	BMW S 1000 RR	284,2
8	70 L. VITALI	Aprilia RSV4 RF	284,2
9	51 E. VIONNET	BMW S 1000 RR	284,2
10	45 J. BUEHN	BMW S 1000 RR	283,5
11	23 L. SALVADORI	BMW S 1000 RR	281,3
12	39 R. PAGAUD	Yamaha YZF R1	279,8
13	16 G. RUIU	Kawasaki ZX-10RR	274,8
14	46 M. CUDEVILLE	Kawasaki ZX-10RR	274,8
15	73 J. CRETARO	Kawasaki ZX-10RR	273,4
16	59 A. SCHACHT	Ducati 1199 Panigale R	272,0
17	31 V. SUCHET	Kawasaki ZX-10RR	266,7
18	14 J. NIGON	Yamaha YZF R1	266,0

SEG. 1			SEG. 2			SEG. 3			SEG. 4		
1	15 F. SANDI	29.495	1	28 M. REITERBERGER	21.722	1	15 F. SANDI	22.228	1	28 M. REITERBERGER	25.115
2	28 M. REITERBERGER	29.538	2	15 F. SANDI	21.765	2	28 M. REITERBERGER	22.230	2	15 F. SANDI	25.216
3	2 R. TAMBURINI	29.623	3	7 M. SCHEIB	21.802	3	2 R. TAMBURINI	22.274	3	2 R. TAMBURINI	25.275
4	7 M. SCHEIB	29.624	4	2 R. TAMBURINI	21.830	4	70 L. VITALI	22.465	4	7 M. SCHEIB	25.394
5	21 F. MARINO	29.796	5	70 L. VITALI	21.908	5	23 L. SALVADORI	22.539	5	52 A. DELBIANCO	25.503
6	70 L. VITALI	29.808	6	51 E. VIONNET	21.956	6	7 M. SCHEIB	22.585	6	70 L. VITALI	25.504
7	52 A. DELBIANCO	29.906	7	21 F. MARINO	21.989	7	52 A. DELBIANCO	22.586	7	51 E. VIONNET	25.529
8	45 J. BUEHN	29.922	8	52 A. DELBIANCO	22.048	8	51 E. VIONNET	22.610	8	21 F. MARINO	25.646
9	51 E. VIONNET	30.015	9	23 L. SALVADORI	22.084	9	21 F. MARINO	22.628	9	45 J. BUEHN	25.683
10	73 J. CRETARO	30.062	10	45 J. BUEHN	22.205	10	45 J. BUEHN	22.706	10	77 T. ALBERTO	25.747
11	16 G. RUIU	30.085	11	16 G. RUIU	22.243	11	16 G. RUIU	22.759	11	23 L. SALVADORI	25.821
12	23 L. SALVADORI	30.176	12	73 J. CRETARO	22.426	12	14 J. NIGON	22.907	12	16 G. RUIU	25.839
13	77 T. ALBERTO	30.280	13	59 A. SCHACHT	22.479	13	77 T. ALBERTO	22.917	13	14 J. NIGON	25.875
14	14 J. NIGON	30.410	14	46 M. CUDEVILLE	22.592	14	73 J. CRETARO	22.920	14	31 V. SUCHET	25.954
15	31 V. SUCHET	30.455	15	14 J. NIGON	22.598	15	59 A. SCHACHT	22.960	15	39 R. PAGAUD	25.986
16	59 A. SCHACHT	30.512	16	39 R. PAGAUD	22.791	16	31 V. SUCHET	23.018	16	59 A. SCHACHT	26.078
17	39 R. PAGAUD	30.653	17	77 T. ALBERTO	22.800	17	46 M. CUDEVILLE	23.215	17	73 J. CRETARO	26.132
18	46 M. CUDEVILLE	30.684	18	31 V. SUCHET	22.809	18	39 R. PAGAUD	23.343	18	46 M. CUDEVILLE	26.146

29/09/2018

These data/results cannot be reproduced, stored and/or transmitted in whole or in part by any manner of electronic, mechanical, photocopying, recording, broadcasting or otherwise now known or herein after developed without the previous express consent by the copyright owner, except for reproduction in daily press and regular printed publications on sale to the public within 60 days of the event related to those data/results and always provided that copyright symbol appears together as follows below.

© DORNA WSBK ORGANIZATION Srl 2018

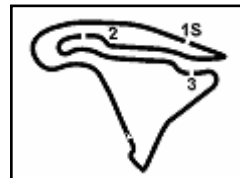
FICR PERUGIA TIMING



Official Tyre Supplier



Official Timekeeper



ACERBIS French Round, 28 - 30 September 2018

Superstock 1000 - Ideal Time Qualifying

No. Rider	Nat	Bike	Seg. 1	Seg. 2	Seg. 3	Seg. 4	Ideal Time			
			Diff. 1	Diff. 2	Diff. 3	Diff. 4	Best Lap	Pos.	Diff.	
1	28 M. REITERBERGER	GER	BMW S 1000 RR	29.538 0.105	21.722 0.179	22.230	25.115	1'38.605	2	0.284
2	15 F. SANDI	ITA	Ducati 1199 Panigale R	29.495 0.172	21.765	22.228	25.216	1'38.704	1	0.172
3	2 R. TAMBURINI	ITA	BMW S 1000 RR	29.623 0.023	21.830 0.050	22.274	25.275	1'39.002	3	0.073
4	7 M. SCHEIB	CHI	Aprilia RSV4 RF	29.624	21.802	22.585 0.040	25.394	1'39.405	4	0.040
5	70 L. VITALI	ITA	Aprilia RSV4 RF	29.808 0.187	21.908	22.465 0.091	25.504	1'39.685	5	0.278
6	52 A. DELBIANCO	ITA	BMW S 1000 RR	29.906	22.048 0.122	22.586 0.078	25.503	1'40.043	8	0.200
7	21 F. MARINO	FRA	Yamaha YZF R1	29.796 0.060	21.989 0.084	22.628 0.006	25.646	1'40.059	7	0.150
8	51 E. VIONNET	SUI	BMW S 1000 RR	30.015	21.956	22.610 0.017	25.529	1'40.110	6	0.017
9	45 J. BUEHN	GER	BMW S 1000 RR	29.922	22.205 0.196	22.706 0.366	25.683	1'40.516	10	0.562
10	23 L. SALVADORI	ITA	BMW S 1000 RR	30.176	22.084	22.539	25.821	1'40.620	9	
11	16 G. RUIU	ITA	Kawasaki ZX-10RR	30.085 0.024	22.243 0.162	22.759 0.007	25.839	1'40.926	11	0.193
12	73 J. CRETARO	ITA	Kawasaki ZX-10RR	30.062	22.426	22.920	26.132 0.355	1'41.540	13	0.355
13	77 T. ALBERTO	PHI	Ducati 1199 Panigale R	30.280	22.800 0.043	22.917 0.305	25.747 0.017	1'41.744	15	0.365
14	14 J. NIGON	FRA	Yamaha YZF R1	30.410	22.598	22.907 0.078	25.875	1'41.790	12	0.078
15	59 A. SCHACHT	DEN	Ducati 1199 Panigale R	30.512 0.025	22.479	22.960 0.022	26.078	1'42.029	14	0.047
16	31 V. SUCHET	SUI	Kawasaki ZX-10RR	30.455 0.133	22.809 0.053	23.018 0.121	25.954 0.163	1'42.236	16	0.470
17	46 M. CUDEVILLE	FRA	Kawasaki ZX-10RR	30.684 0.124	22.592	23.215 0.114	26.146	1'42.637	17	0.238
18	39 R. PAGAUD	FRA	Yamaha YZF R1	30.653 0.070	22.791 0.049	23.343	25.986 0.252	1'42.773	18	0.371
Overall Ideal Time				29.495	21.722	22.228	25.115	1'38.560		

29/09/2018

These data/results cannot be reproduced, stored and/or transmitted in whole or in part by any manner of electronic, mechanical, photocopying, recording, broadcasting or otherwise now known or herein after developed without the previous express consent by the copyright owner, except for reproduction in daily press and regular printed publications on sale to the public within 60 days of the event related to those data/results and always provided that copyright symbol appears together as follows below.

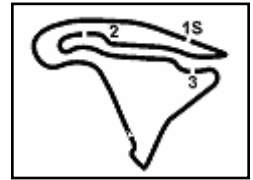
© DORNA WSBK ORGANIZATION Srl 2018

PIRELLI PERUGIA TIMING


Official Tyre Supplier



Official Timekeeper



ACERBIS French Round, 28 - 30 September 2018

Superstock 1000 - Chronological Analysis Qualifying

1° 15 F. SANDI (1'38.876)							
Lap	Seg.1	Seg.2	Seg.3	Seg.4	Lap Time	km/h	Local Time
1		24.362	23.986	26.013		253,5	15:08'16.657
2	29.679	22.268	22.448	25.432	1'39.827	270,7	15:09'56.484
3	30.033	22.770	22.840	25.804	1'41.447	285,0	15:11'37.931
4	29.812	21.841	22.311	25.394	1'39.358	281,3	15:13'17.289
5	30.420	22.684	23.033	30.422	1'46.559P	260,2	15:15'03.848
6	5'23.572	22.490	22.891	25.829	6'34.782P	268,7	15:21'38.630
7	29.495	21.949	22.292	25.216	1'38.952	279,1	15:23'17.582
8	34.921	25.170	23.392	25.796	1'49.279	227,8	15:25'06.861
9	29.667	21.765	22.228	25.216	1'38.876	284,2	15:26'45.737
10	29.827	21.798	22.348	25.525	1'39.498	284,2	15:28'25.235
11	30.072	24.115	25.781	31.461	1'51.429P	282,0	15:30'16.664

3	30.124	22.278	22.978	25.972	1'41.352	274,1	15:09'22.784
4	30.410	24.619	23.536	26.476	1'45.041	281,3	15:11'07.825
5	30.307	22.258	22.717	25.643	1'40.925	279,1	15:12'48.750
6	30.260	22.034	23.969	32.740	1'49.003CP	284,2	15:14'37.753
7	3'41.213	22.349	22.717	27.849	4'54.128P	267,3	15:19'31.881
8	29.882	22.040	22.679	25.780	1'40.381	283,5	15:21'12.262
9	30.064	22.020	22.465	25.754	1'40.303	282,0	15:22'52.565
10	29.903	22.056	22.573	25.637	1'40.169	280,5	15:24'32.734
11	30.053	22.241	23.006	35.277	1'50.577	278,4	15:26'23.311
12	30.182	23.080	29.719	34.202	1'57.183P	282,7	15:28'20.494
13	2'18.772	22.504	22.739	25.757	3'29.772P	276,9	15:31'50.266
14	29.995	21.908	22.556	25.504	1'39.963	280,5	15:33'30.229
15	29.808	22.243	23.169	26.703	1'41.923	264,7	15:35'12.152

2° 28 M. REITERBERGER (1'38.889)							
Lap	Seg.1	Seg.2	Seg.3	Seg.4	Lap Time	km/h	Local Time
1		24.093	23.823	25.967		247,1	15:06'48.222
2	29.851	22.326	22.481	25.569	1'40.227	282,0	15:08'28.449
3	30.042	22.236	22.616	25.613	1'40.507	285,7	15:10'08.956
4	30.110	22.306	22.603	27.938	1'42.957P	278,4	15:11'51.913
5	2'59.559	24.078	23.172	25.640	4'12.449P	255,3	15:16'04.362
6	29.643	21.901	22.230	25.115	1'38.889	282,7	15:17'43.251
7	29.640	21.909	22.352	25.483	1'39.384	287,2	15:19'22.635
8	29.725	21.970	22.484	29.485	1'43.664P	284,2	15:21'06.299
9	7'50.711	26.446	23.918	26.231	9'07.306P	171,4	15:30'13.605
10	29.538	21.722	22.323	37.891	1'51.474	285,7	15:32'05.079
11	29.644	21.892	22.475	25.391	1'39.402	283,5	15:33'44.481
12	29.724	21.931	22.344	25.559	1'39.558	282,7	15:35'24.039

6° 51 E. VIONNET (1'40.127)							
Lap	Seg.1	Seg.2	Seg.3	Seg.4	Lap Time	km/h	Local Time
1		24.592	24.018	26.212		230,8	15:08'04.207
2	30.317	22.383	22.813	25.689	1'41.202	275,5	15:09'45.409
3	30.228	22.297	22.822	25.673	1'41.020	278,4	15:11'26.429
4	30.238	22.100	22.780	25.937	1'41.055	283,5	15:13'07.484
5	31.595	24.194	24.711	29.731	1'50.231P	260,9	15:14'57.715
6	9'32.850	24.186	24.672	26.015	10'47.723P	242,7	15:25'45.438
7	30.198	22.170	22.610	25.735	1'40.713	284,2	15:27'26.151
8	30.015	21.956	22.627	25.529	1'40.127	280,5	15:29'06.278
9	30.103	22.129	22.719	25.716	1'40.667	281,3	15:30'46.945
10	30.203	22.092	22.797	26.025	1'41.117	279,8	15:32'28.062
11	32.736	23.647	24.398	27.141	1'47.922	259,6	15:34'15.984
12	30.273	22.322	22.969	26.114	1'41.678	282,0	15:35'57.662

3° 2 R. TAMBURINI (1'39.075)							
Lap	Seg.1	Seg.2	Seg.3	Seg.4	Lap Time	km/h	Local Time
1							15:05'39.734
2	45.062	24.304	24.102	26.939	2'00.407P	244,9	15:07'40.141
3	30.079	22.271	22.829	25.617	1'40.796	274,8	15:09'20.937
4	29.962	22.169	22.618	25.745	1'40.494	279,8	15:11'01.431
5	29.983	22.348	22.851	30.106	1'45.288P	278,4	15:12'46.719
6	6'20.165	23.406	23.285	26.065	7'32.921P	257,8	15:20'19.640
7	29.992	22.201	22.440	25.356	1'39.989	281,3	15:21'59.629
8	29.761	21.849	22.389	25.460	1'39.459	282,0	15:23'39.088
9	31.748	23.923	23.503	30.408	1'49.582P	237,4	15:25'28.670
10	4'27.224	23.517	23.172	26.051	5'39.964P	259,6	15:31'08.634
11	29.646	21.880	22.274	25.275	1'39.075	283,5	15:32'47.709
12	29.623	21.830	22.339	25.518	1'39.310	284,2	15:34'27.019
13	29.747	21.887	22.342	25.418	1'39.394	276,9	15:36'06.413

7° 21 F. MARINO (1'40.209)							
Lap	Seg.1	Seg.2	Seg.3	Seg.4	Lap Time	km/h	Local Time
1							15:05'18.257
2	44.389	24.046	23.469	26.121	1'58.025P	247,1	15:07'16.282
3	30.389	22.557	23.068	25.942	1'41.956	276,2	15:08'58.238
4	30.297	22.420	22.991	25.771	1'41.479	279,8	15:10'39.717
5	30.288	22.865	23.571	28.319	1'45.043P	286,5	15:12'24.760
6	4'09.993	25.993	23.496	25.928	5'25.410P	259,0	15:17'50.170
7	30.029	22.196	22.759	25.700	1'40.684	273,4	15:19'30.854
8	29.796	22.109	22.742	25.722	1'40.369	282,7	15:21'11.223
9	29.930	22.174	22.661	25.664	1'40.429	279,1	15:22'51.652
10	29.865	22.100	22.628	25.688	1'40.281	284,2	15:24'31.933
11	29.960	22.202	23.103	41.510	1'56.775	283,5	15:26'28.708
12	29.836	23.205	30.519	31.053	1'54.613	282,0	15:28'23.321
13	29.798	21.991	22.646	30.744	1'45.179	282,7	15:30'08.500
14	29.856	22.073	22.634	25.646	1'40.209	285,7	15:31'48.709
15	29.952	21.989	22.901	25.916	1'40.758	285,7	15:33'29.467
16	29.914	22.208	22.986	25.865	1'40.973	283,5	15:35'10.440

4° 7 M. SCHEIB (1'39.445)							
Lap	Seg.1	Seg.2	Seg.3	Seg.4	Lap Time	km/h	Local Time
1							15:06'40.881
2	53.364	24.381	24.256	26.285	2'08.286P	246,6	15:08'49.167
3	29.865	22.335	22.591	25.784	1'40.575	275,5	15:10'29.742
4	29.624	21.802	22.625	25.394	1'39.445	283,5	15:12'09.187
5	31.142	22.481	23.298	32.052	1'48.973P	270,0	15:13'58.160
6	4'20.263	22.114	22.589	1'10.400	6'15.366P	276,2	15:20'13.526
7	6'12.849	23.332	24.243	26.207	7'26.631P	273,4	15:27'40.157
8	29.795	22.097	22.585	25.505	1'39.982	281,3	15:29'20.139
9	29.699	21.845	22.755	25.624	1'39.923	284,2	15:31'00.062
10	29.790	22.005	22.697	25.461	1'39.953	282,0	15:32'40.015
11	29.798	23.780	22.885	27.040	1'43.503	286,5	15:34'23.518
12	29.919	22.011	22.694	25.652	1'40.276	279,1	15:36'03.794

8° 52 A. DELBIANCO (1'40.243)							
Lap	Seg.1	Seg.2	Seg.3	Seg.4	Lap Time	km/h	Local Time
1		24.383	23.576	26.003		238,9	15:06'48.580
2	29.906	22.170	22.664	25.503	1'40.243	276,2	15:08'28.823
3	29.998	22.473	22.663	25.622	1'40.756	282,0	15:10'09.579
4	30.098	22.186	22.711	25.624	1'40.619	272,7	15:11'50.198
5	35.266	24.820	24.497	30.978	1'55.561P	224,1	15:13'45.759
6	6'18.373	26.257	23.308	25.976	7'33.914P	213,4	15:21'19.673
7	30.051	22.214	22.586	25.587	1'40.438	284,2	15:23'00.111
8	30.088	22.048	22.814	25.691	1'40.641	282,0	15:24'40.752
9	30.062	22.377	22.770	25.838	1'41.047	288,0	15:26'21.799
10	30.040	26.541	26.781	33.116	1'56.478P	285,0	15:28'18.277
11	2'49.086	23.405	23.074	25.920	4'01.485P	270,7	15:32'19.762
12	30.005	22.410	25.056	26.231	1'43.702	284,2	15:34'03.464
13	29.920	22.071	22.772	25.674	1'40.437	288,0	15:35'43.901

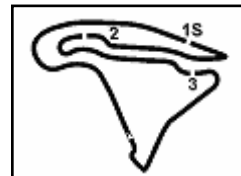
5° 70 L. VITALI (1'39.963)							
Lap	Seg.1	Seg.2	Seg.3	Seg.4	Lap Time	km/h	Local Time
1							15:05'46.364
2	42.897	23.008	23.043	26.120	1'55.068P	263,4	15:07'41.432

29/09/2018 P = Pits In/Out - C = Lap Time Cancelled

These data/results cannot be reproduced, stored and/or transmitted in whole or in part by any manner of electronic, mechanical, photocopying, recording, broadcasting or otherwise now known or herein after developed without the previous express consent by the copyright owner, except for reproduction in daily press and regular printed publications on sale to the public within 60 days of the event related to those data/results and always provided that copyright symbol appears together as follows below.

© DORNA WSBK ORGANIZATION Srl 2018




5.4
**STK1000
120/08**


Magny-Cours 4.411 m

2 / 3

ACERBIS French Round, 28 - 30 September 2018

Superstock 1000 - Chronological Analysis Qualifying

9° 23 L. SALVADORI (1'40.620)							
Lap	Seg.1	Seg.2	Seg.3	Seg.4	Lap Time	km/h	Local Time
1							15:05'34.802
2	49.780	24.201	24.588	27.072	2'05.641P	251,2	15:07'40.443
3	30.178	22.947	23.032	26.018	1'42.175	279,8	15:09'22.618
4	30.521	23.065	23.131	29.404	1'46.121	278,4	15:11'08.739
5	30.385	22.322	22.931	28.078	1'43.716P	274,8	15:12'52.455
6	6'14.297	23.711	23.308	26.124	7'27.440P	267,3	15:20'19.895
7	30.215	22.382	22.867	25.919	1'41.383	279,8	15:22'01.278
8	30.313	22.413	27.429	29.567	1'49.722	276,9	15:23'51.000
9	30.745	23.493	24.099	31.625	1'49.962P	263,4	15:25'40.962
10	4'14.601	23.690	23.526	26.157	5'27.974P	253,5	15:31'08.936
11	30.176	22.084	22.539	25.821	1'40.620	281,3	15:32'49.556
12	30.284	22.387	22.792	25.879	1'41.342	280,5	15:34'30.898
13	36.744	24.301	24.170	26.895	1'52.110	218,2	15:36'23.008

13° 73 J. CRETARO (1'41.895)							
Lap	Seg.1	Seg.2	Seg.3	Seg.4	Lap Time	km/h	Local Time
1							15:04'46.377
2	50.217	24.040	24.227	26.646	2'05.130P	241,6	15:06'51.507
3	30.558	22.790	23.085	26.335	1'42.768	267,3	15:08'34.275
4	30.548	22.812	23.006	26.170	1'42.536	272,7	15:10'16.811
5	30.311	22.688	22.975	26.159	1'42.133	268,7	15:11'58.944
6	30.387	22.673	23.074	32.385	1'48.519P	270,7	15:13'47.463
7	7'29.159	27.576	27.283	27.562	8'51.580P	220,0	15:22'39.043
8	30.479	22.801	23.027	31.300	1'47.607	267,3	15:24'26.650
9	30.839	23.153	23.098	26.582	1'43.672	263,4	15:26'10.322
10	33.783	27.093	34.436	31.693	2'07.005	247,7	15:28'17.327
11	31.254	24.868	24.804	27.007	1'47.933	260,2	15:30'05.260
12	30.337	22.793	22.963	26.132	1'42.225	267,3	15:31'47.485
13	30.247	22.619	22.978	26.284	1'42.128	273,4	15:33'29.613
14	30.062	22.426	22.920	26.487	1'41.895	273,4	15:35'11.508

10° 45 J. BUEHN (1'41.078)							
Lap	Seg.1	Seg.2	Seg.3	Seg.4	Lap Time	km/h	Local Time
1							15:05'45.804
2	46.656	25.386	25.511	28.137	2'05.690P	227,8	15:07'51.494
3	30.994	23.079	23.551	26.626	1'44.250	275,5	15:09'35.744
4	30.754	23.733	23.738	28.901	1'47.126P	264,7	15:11'22.870
5	2'53.150	23.506	23.297	26.196	4'06.149P	260,9	15:15'29.019
6	30.262	22.538	23.106	25.964	1'41.870	271,4	15:17'10.889
7	30.009	22.432	23.035	25.887	1'41.363	279,8	15:18'52.252
8	30.022	24.162	23.546	29.853	1'47.583P	283,5	15:20'39.835
9	8'17.493	26.421	23.954	26.490	9'34.358P	187,2	15:30'14.193
10	29.959	22.618	22.706	26.052	1'41.335	279,8	15:31'55.528
11	29.922	22.401	23.072	25.683	1'41.078	278,4	15:33'36.606
12	30.002	22.205	23.831	26.302	1'42.340	276,2	15:35'18.946

14° 59 A. SCHACHT (1'42.076)							
Lap	Seg.1	Seg.2	Seg.3	Seg.4	Lap Time	km/h	Local Time
1							15:08'06.726
2	30.890	52.692	35.496	31.265	2'30.343P	269,3	15:10'37.069
3	6'09.361	22.969	23.109	26.091	7'21.530P	259,6	15:17'58.599
4	30.584	22.577	22.960	26.126	1'42.247	268,0	15:19'40.846
5	30.537	22.479	22.982	26.078	1'42.076	272,0	15:21'22.922
6	30.526	34.197	30.263	28.324	2'03.310P	270,0	15:23'26.232
7	3'30.436	25.714	23.986	26.979	4'47.115P	264,1	15:28'13.347
8	30.512	40.884	40.350	26.292	2'18.038	266,7	15:30'31.385

15° 77 T. ALBERTO (1'42.109)							
Lap	Seg.1	Seg.2	Seg.3	Seg.4	Lap Time	km/h	Local Time
1							15:07'17.999
2	30.614	22.800	23.035	25.884	1'42.333	269,3	15:09'00.332
3	30.356	22.928	23.218	25.747	1'42.249	279,1	15:10'42.581
4	30.280	22.843	23.222	25.764	1'42.109	276,2	15:12'24.690
5	30.680	25.507	23.683	29.199	1'49.069P	285,0	15:14'13.759
6	5'33.331	30.089	23.820	25.983	6'53.223P	238,4	15:21'06.982
7	30.594	22.900	22.936	25.811	1'42.241	278,4	15:22'49.223
8	30.441	22.977	22.917	25.899	1'42.234	278,4	15:24'31.457
9	30.650	22.810	22.981	25.993	1'42.434	262,8	15:26'13.891
10	36.013	26.083	29.875	28.838	2'00.809	261,5	15:28'14.700
11	30.358	22.850	23.442	31.725	1'48.375P	267,3	15:30'03.075

11° 16 G. RUIU (1'41.119)							
Lap	Seg.1	Seg.2	Seg.3	Seg.4	Lap Time	km/h	Local Time
1							15:06'49.105
2	30.430	22.842	23.227	26.246	1'42.745	262,8	15:08'31.850
3	30.469	22.814	23.284	26.289	1'42.856	269,3	15:10'14.706
4	30.529	22.711	23.085	26.308	1'42.633	265,4	15:11'57.339
5	32.460	25.684	28.915	33.210	2'00.269CP	243,8	15:13'57.608
6	4'12.809	22.863	23.291	26.585	5'25.548P	260,2	15:19'23.156
7	30.255	22.524	22.759	26.202	1'41.740	272,7	15:21'04.896
8	33.253	23.758	22.989	27.397	1'47.397	267,3	15:22'52.293
9	30.109	22.405	22.766	25.839	1'41.119	274,8	15:24'33.412
10	30.085	22.302	22.844	26.027	1'41.258	270,7	15:26'14.670
11	31.836	25.157	27.276	35.218	1'59.487	247,1	15:28'14.157
12	30.203	23.054	28.064	30.928	1'52.249	268,0	15:30'06.406
13	33.246	22.415	22.929	25.995	1'44.585	262,8	15:31'50.991
14	30.135	22.243	22.838	25.921	1'41.137	270,0	15:33'32.128
15	30.172	22.439	22.880	25.952	1'41.443	265,4	15:35'13.571

16° 31 V. SUCHET (1'42.706)							
Lap	Seg.1	Seg.2	Seg.3	Seg.4	Lap Time	km/h	Local Time
1							15:04'47.803
2	49.892	23.964	23.870	26.769	2'04.495P	244,3	15:06'52.298
3	30.802	23.230	23.187	25.954	1'43.173	257,8	15:08'35.471
4	30.528	22.925	23.267	26.147	1'42.867	263,4	15:10'18.338
5	30.503	22.919	26.196	26.909	1'46.527	265,4	15:12'04.865
6	30.804	22.978	23.342	1'29.588	2'46.712P	265,4	15:14'51.577
7	8'35.689	24.796	23.880	26.590	9'50.955P	234,8	15:24'42.532
8	30.764	23.023	23.018	26.284	1'43.089	262,1	15:26'25.621
9	30.455	23.013	23.318	26.056	1'42.842	263,4	15:28'08.463
10	30.588	22.862	23.139	26.117	1'42.706	264,7	15:29'51.169
11	31.858	27.896	24.375	28.795	1'52.924	246,0	15:31'44.093
12	30.687	22.873	23.451	26.383	1'43.394	266,7	15:33'27.487
13	30.666	22.809	23.713	26.715	1'43.903	268,0	15:35'11.390

12° 14 J. NIGON (1'41.868)							
Lap	Seg.1	Seg.2	Seg.3	Seg.4	Lap Time	km/h	Local Time
1							15:05'30.950
2	44.494	23.981	23.973	26.492	1'58.940P	224,1	15:07'29.890
3	30.746	22.897	22.994	26.103	1'42.740	255,3	15:09'12.630
4	30.595	22.632	22.955	26.112	1'42.294	260,2	15:10'54.924
5	30.541	22.804	22.944	26.121	1'42.410	255,3	15:12'37.334
6	31.263	24.106	23.981	31.503	1'50.853P	256,5	15:14'28.187
7	10'30.746	23.449	27.623	26.553	11'48.371P	251,2	15:26'16.558
8	30.800	22.811	23.144	25.998	1'42.753	261,5	15:27'59.311
9	30.479	22.647	22.907	25.920	1'41.953	260,9	15:29'41.264
10	30.410	22.598	22.985	25.875	1'41.868	261,5	15:31'23.132
11	30.590	25.483	24.043	28.089	1'48.205	266,0	15:33'11.337
12	30.711	22.794	23.215	26.819	1'43.539	260,9	15:34'54.876
13	30.857	22.906	23.336	27.108	1'44.207	257,1	15:36'39.083

17° 46 M. CUDEVILLE (1'42.875)							
Lap	Seg.1	Seg.2	Seg.3	Seg.4	Lap Time	km/h	Local Time
1							15:04'49.219
2	48.422	24.416	24.316	26.712	2'03.866P	233,3	15:06'53.085
3	31.000	23.089	23.522	26.663	1'44.274	270,0	15:08'37.359

29/09/2018 P = Pits In/Out - C = Lap Time Cancelled

These data/results cannot be reproduced, stored and/or transmitted in whole or in part by any manner of electronic, mechanical, photocopying, recording, broadcasting or otherwise now known or herein after developed without the previous express consent by the copyright owner, except for reproduction in daily press and regular printed publications on sale to the public within 60 days of the event related to those data/results and always provided that copyright symbol appears together as follows below.

© DORNA WSBK ORGANIZATION Srl 2018

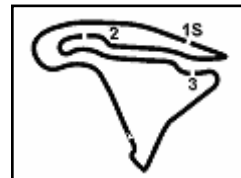
FICR PERUGIA TIMING



Official Tyre Supplier



Official Timekeeper



ACERBIS French Round, 28 - 30 September 2018

Superstock 1000 - Chronological Analysis Qualifying

4	31.067	26.535	25.220	30.399	1'53.221	270,0	15:10'30.580
5	30.872	22.999	23.379	26.173	1'43.423	267,3	15:12'14.003
6	30.853	22.744	23.361	26.292	1'43.250	268,7	15:13'57.253
7	32.216	26.328	24.706	32.984	1'56.234P	246,0	15:15'53.487
8	7'33.300	24.826	23.830	26.266	8'48.222P	240,0	15:24'41.709
9	30.808	22.592	23.329	26.146	1'42.875	272,7	15:26'24.584
10	30.684	23.193	24.712	26.405	1'44.994	274,8	15:28'09.578

18° 39 R. PAGAUD (1'43.144)

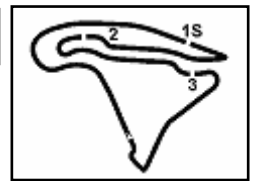
Lap	Seg.1	Seg.2	Seg.3	Seg.4	Lap Time	km/h	Local Time
1		24.159	24.239	27.009		253,5	15:06'51.783
2	30.936	22.951	23.448	25.986	1'43.321	268,0	15:08'35.104
3	30.653	22.821	24.102	31.667	1'49.243CP	271,4	15:10'24.347
4	5'57.035	23.923	24.240	26.807	7'12.005P	252,3	15:17'36.352
5	30.932	22.832	23.407	26.298	1'43.469	272,0	15:19'19.821
6	30.781	22.791	23.361	30.412	1'47.345P	276,9	15:21'07.166
7	4'39.769	24.313	25.004	27.062	5'56.148P	257,8	15:27'03.314
8	30.723	22.840	23.343	26.238	1'43.144	274,8	15:28'46.458
9	30.710	22.919	23.561	36.243	1'53.433	272,0	15:30'39.891
10	31.972	23.508	24.121	26.786	1'46.387	248,3	15:32'26.278
11	30.881	23.120	23.549	26.431	1'43.981	270,0	15:34'10.259
12	30.759	22.813	23.438	26.495	1'43.505	279,8	15:35'53.764

29/09/2018 P = Pits In/Out - C = Lap Time Cancelled

These data/results cannot be reproduced, stored and/or transmitted in whole or in part by any manner of electronic, mechanical, photocopying, recording, broadcasting or otherwise now known or herein after developed without the previous express consent by the copyright owner, except for reproduction in daily press and regular printed publications on sale to the public within 60 days of the event related to those data/results and always provided that copyright symbol appears together as follows below.

© DORNA WSBK ORGANIZATION Srl 2018

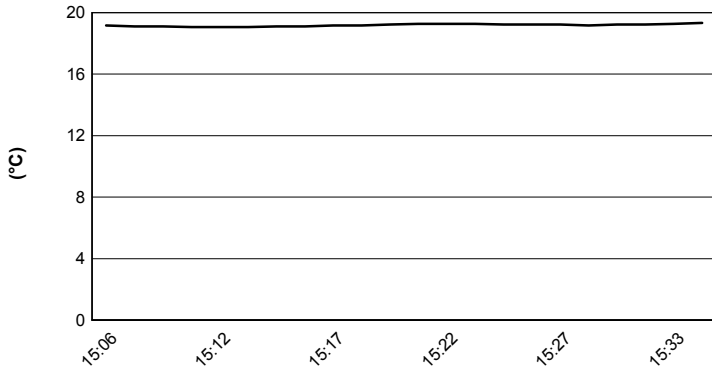




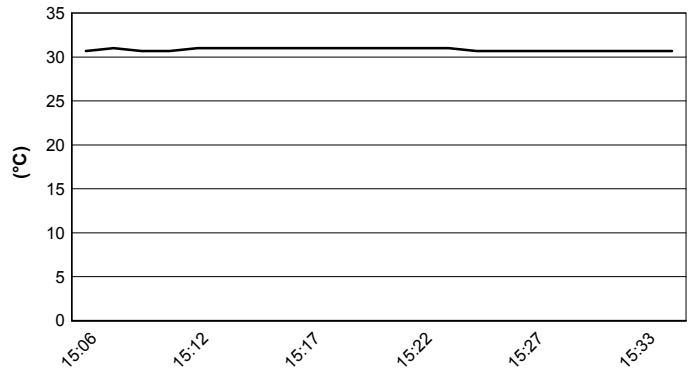
Magny-Cours 4.411 m

ACERBIS French Round, 28 - 30 September 2018
Superstock 1000 - Weather Report Qualifying
 Session started 15:05 - Session ended 15:36

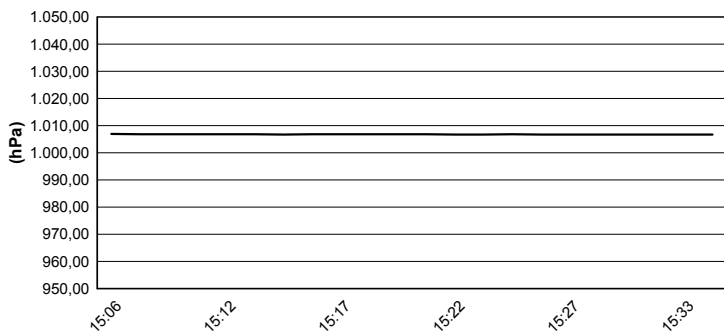
Air Temperature



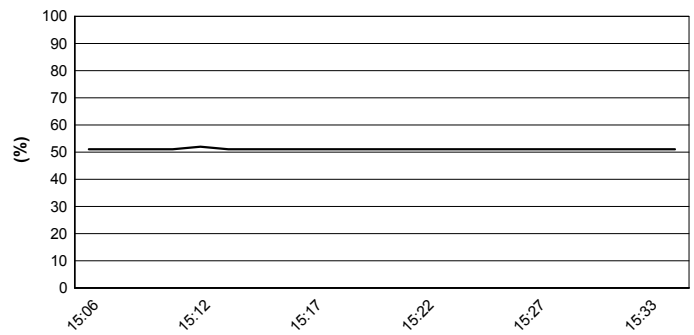
Track Temperature



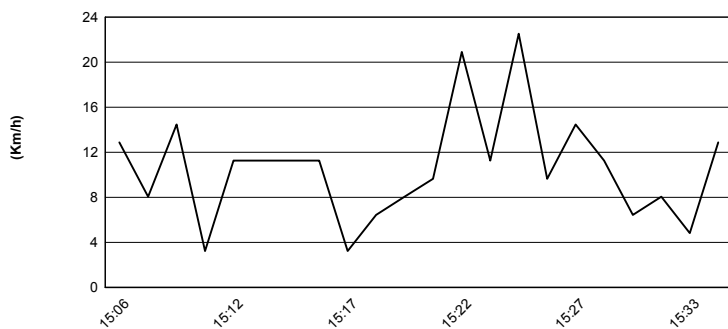
Air Pressure



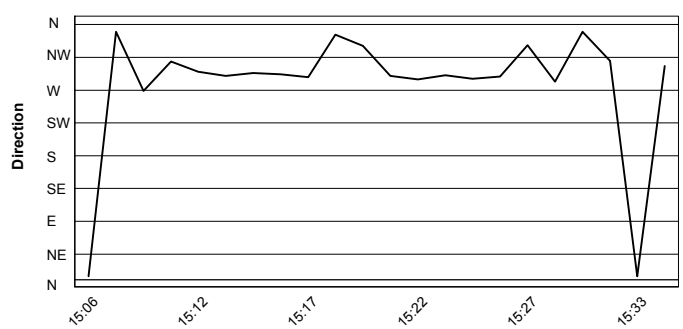
Humidity



Wind Speed



Wind Direction



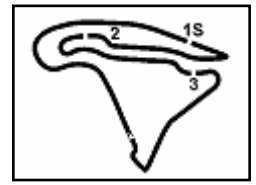
29/09/2018

These data/results cannot be reproduced, stored and/or transmitted in whole or in part by any manner of electronic, mechanical, photocopying, recording, broadcasting or otherwise now known or herein after developed without the previous express consent by the copyright owner, except for reproduction in daily press and regular printed publications on sale to the public within 60 days of the event related to those data/results and always provided that copyright symbol appears together as follows below.

© DORNA WSBK ORGANIZATION Srl 2018



5.6
STK1000
 120/08



Magny-Cours 4.411 m

ACERBIS French Round, 28 - 30 September 2018
Superstock 1000 - Provisional Starting Grid
 15 Laps x 4,411 km = 66,165 km



3	2 TAMBURINI R. BMW 1'39.075	2	28 REITERBERGER M. BMW 1'38.889	1	15 SANDI F. Ducati 1'38.876	1
6	51 VIONNET E. BMW 1'40.127	5	70 VITALI L. Aprilia 1'39.963	4	7 SCHEIB M. Aprilia 1'39.445	2
9	23 SALVADORI L. BMW 1'40.620	8	52 DELBIANCO A. BMW 1'40.243	7	21 MARINO F. Yamaha 1'40.209	3
12	14 NIGON J. Yamaha 1'41.868	11	16 RUIU G. Kawasaki 1'41.119	10	45 BUEHN J. BMW 1'41.078	4
15	77 ALBERTO T. Ducati 1'42.109	14	59 SCHACHT A. Ducati 1'42.076	13	73 CRETARO J. Kawasaki 1'41.895	5
18	39 PAGAUD R. Yamaha 1'43.144	17	46 CUDEVILLE M. Kawasaki 1'42.875	16	31 SUCHET V. Kawasaki 1'42.706	6

29/09/2018 Jury President

These data/results cannot be reproduced, stored and/or transmitted in whole or in part by any manner of electronic, mechanical, photocopying, recording, broadcasting or otherwise now known or herein after developed without the previous express consent by the copyright owner, except for reproduction in daily press and regular printed publications on sale to the public within 60 days of the event related to those data/results and always provided that copyright symbol appears together as follows below.

© DORNA WSBK ORGANIZATION Srl 2018

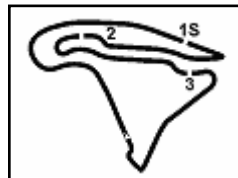
FKR PERUGIA TIMING



Official Tyre Supplier



Official Timekeeper



Magny-Cours 4.411 m

ACERBIS French Round, 28 - 30 September 2018
Superstock 1000 - Pole Ranking

	2015	2016	2017	2018
01 Motorland Aragon	Savadori (Ita) Apr 1'52.577 (162,4 Km/h)	Marino (Fra) Yam 1'52.773 (162,1 Km/h)	Rinaldi (Ita) Duc 1'52.245 (162,8 Km/h)	Reiterberger (Ger) Bmw 1'51.427 (164,0 Km/h)
02 TT Circuit Assen	Savadori (Ita) Apr 1'36.998 (168,6 Km/h)	Russo (Ita) Yam 1'38.248 (166,4 Km/h)	Marino (Fra) Yam 1'36.775 (169,0 Km/h)	Reiterberger (Ger) Bmw 1'36.456 (169,5 Km/h)
03 Autodromo Internazionale Enzo e Dino	Jezek (Cze) Duc 1'49.071 (162,8 Km/h)	Tamburini (Ita) Apr 1'49.672 (161,9 Km/h)	Rinaldi (Ita) Duc 1'49.113 (162,8 Km/h)	Scheib (Chi) Apr 2'03.219 (144,1 Km/h)
04 Donington Park	Tamburini (Ita) Bmw 1'29.449 (161,8 Km/h)	De Rosa (Ita) Bmw 1'29.515 (161,7 Km/h)	Rinaldi (Ita) Duc 1'29.587 (161,5 Km/h)	Reiterberger (Ger) Bmw 1'29.089 (162,4 Km/h)
05 Automotodrom Brno				Reiterberger (Ger) Bmw 2'00.855 (160,9 Km/h)
06 Misano World Circuit "Marco Simoncelli"	Savadori (Ita) Apr 1'36.384 (151,6 Km/h)	Faccani (Ita) Duc 1'37.321 (150,2 Km/h)	Rinaldi (Ita) Duc 1'37.237 (150,3 Km/h)	Reiterberger (Ger) Bmw 1'36.122 (152,1 Km/h)
07 Autódromo Internacional do Algarve	Tamburini (Ita) Bmw 1'44.522 (158,2 Km/h)		Marino (Fra) Yam 1'44.936 (157,5 Km/h)	Sandi (Ita) Duc 1'43.901 (159,1 Km/h)
08 Magny-Cours	Guarmoni (Fra) Yam 1'57.937 (134,6 Km/h)	Mahias (Fra) Yam 1'39.922 (158,9 Km/h)	Tamburini (Ita) Yam 1'40.205 (158,5 Km/h)	Sandi (Ita) Duc 1'38.876 (160,6 Km/h)

2018

- 5 M. Reiterberger
- 2 **F. Sandi**
- 1 M. Scheib

ALL TIMES

- | | | | |
|--------------------|-------------------|----------------|--------------|
| 14 S. Barrier | 4 B. Roberts | 2 L. Scassa | 1 O. Jezek |
| 13 A. Badovini | 4 M. Pirro | 2 M. Roccoli | 1 L. Baz |
| 7 W. Tortoroglio | 4 M. Rinaldi | 2 L. Mercado | 1 B. Staring |
| 7 V. Iannuzzo | 3 C. Burns | 2 R. De Rosa | 1 F. Massei |
| 7 C. Corti | 3 M. Fabrizio | 1 D. Jefferies | 1 R. Russo |
| 7 L. Savadori | 3 E. La Marra | 1 F. Foret | 1 M. Faccani |
| 6 X. Simeon | 3 J. Guarmoni | 1 J. Morley | 1 L. Mahias |
| 6 D. Petrucci | 3 F. Sandi | 1 G. Mason | 1 M. Scheib |
| 6 R. Tamburini | 3 F. Marino | 1 C. Vermeulen | |
| 6 M. Reiterberger | 2 S. Nebel | 1 M. Nutt | |
| 5 G. Vizziello | 2 J. Ellison | 1 R. Chiarello | |
| 5 M. Berger | 2 F. Capriotti | 1 I. Sala | |
| 4 K. Harris | 2 L. Alfonsi | 1 M. Bauer | |
| 4 D. Van Keymeulen | 2 D. Oliver | 1 B. Veneman | |
| 4 K. Sofuoglu | 2 A. Polita | 1 M. Smrz | |
| 4 N. Canepa | 2 I. Dionisi | 1 M. Baiocco | |
| 4 D. Giugliano | 2 L. Lanzi | 1 I. Silva | |

29/09/2018

These data/results cannot be reproduced, stored and/or transmitted in whole or in part by any manner of electronic, mechanical, photocopying, recording, broadcasting or otherwise now known or herein after developed without the previous express consent by the copyright owner, except for reproduction in daily press and regular printed publications on sale to the public within 60 days of the event related to those data/results and always provided that copyright symbol appears together as follows below.

© DORNA WSBK ORGANIZATION Srl 2018

FIAT PERUGIA TIMING


Official Tyre Supplier



Official Timekeeper